

Versailles Price List

Effective June 2024 Canada



globalfurnituregroup.com

D
DISTRIBUTION



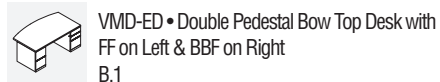
General Information

A

Where to Order / How to Order	A.10
Versailles Series Details	A.11
Edge Details	A.12
Grommet Specification	A.13
Locks	A.18
Tackboards	A.19
Lighting	A.20
General Installation	A.20
Maintenance	A.21
Limited Lifetime Warranty	A.21
Finish and Edge Options	A.23
Handle Options	A.24
Key Alike Form Configurations	A.26

Desks

B



VMD-ED • Double Pedestal Bow Top Desk with FF on Left & BBF on Right
B.1



VMD-DE • Double Pedestal Bow Top Desk with BBF on Left & FF on Right
B.1



VD-ED • Double Pedestal Desk with FF on Left & BBF on Right
B.2



VD-DE • Double Pedestal Desk with BBF on Left & FF on Right
B.2



VMiD-ED • Double Pedestal Bow Top Desk, Breakfront Style with FF on Left & BBF on Right
B.2



VMiD-DE • Double Pedestal Bow Top Desk, Breakfront Style with BBF on Left & FF on Right
B.2



ViD-ED • Double Pedestal Desk, Breakfront Style with FF on Left & BBF on Right
B.2



ViD-DE • Double Pedestal Desk, Breakfront Style with BBF on Left & FF on Right
B.3



VMSR-D • Single Pedestal Bow Top Desk with BBF on Right
B.3



VMSL-D • Single Pedestal Bow Top Desk with BBF on Left
B.3



VSR-D • Single Pedestal Desk with BBF on Right
B.3



VSL-D • Single Pedestal Desk with BBF on Left
B.3



VMiSR-D • Single Pedestal Bow Top Desk, Breakfront Style with BBF on Right
B.4



VMiSL-D • Single Pedestal Bow Top Desk, Breakfront Style with BBF on Left
B.4



ViSR-D • Single Pedestal Desk, Breakfront Style with BBF on Right
B.4



ViSL-D • Single Pedestal Desk, Breakfront Style with BBF on Left
B.4



VMiT • Desk Shell with Bow Top, Breakfront Style
B.4



VMT • Desk Shell with Bow Top and Recessed Modesty Panel
B.5



VT • Desk Shell with Recessed Modesty Panel
B.5



VQT • Desk Shell with 3/4 Modesty Panel
B.5



VCT • Computer Table with Pull Out Keyboard Tray
B.5



VCT-C • Mobile Computer Table with Pull Out Keyboard Tray
B.5



VTB • Table Desk with 3" Apron, Centre Pencil Drawer and 4" Square Legs
B.5



VDD • Connecting "D" Shaped Table Desk
B.6



VDDF • Connecting "D" Shaped Table Desk
B.6



VQDD • Connecting "D" Shaped Table Desk
B.6



VDDCR • Connecting "D" Shaped Table Desk
B.6



VDDCL • Connecting "D" Shaped Table Desk
B.6



VDDBE • Connecting Bow End Table Desk
B.6



VRDBE • Connecting Bow End Table Desk
B.7



VDDBEF • Connecting Bow End Table Desk
B.7



VQDDBE • Connecting Bow End Table Desk
B.7



VDDBS • Connecting Boat Shaped Table Desk
B.7



VRDBS • Connecting Boat Shaped Table Desk
B.7



VDDBSF • Connecting Boat Shaped Table Desk
B.8



VTPR • Connecting "P" Shaped Table Desk
B.8



VTPL • Connecting "P" Shaped Table Desk
B.8



VRPR • Connecting "P" Shaped Table Desk
B.8



VRPL • Connecting "P" Shaped Table Desk
B.8



VTPFR • Connecting "P" Shaped Table Desk
B.8



VTPFL • Connecting "P" Shaped Table Desk
B.8



VQTPR • Connecting "P" Shaped Table Desk
B.9



VQTPL • Connecting "P" Shaped Table Desk
B.9



VTPCR • Connecting "P" Shaped Table Desk B.9



VTPCL • Connecting "P" Shaped Table Desk B.9



VEDHCR • Connecting Delta Shaped Table Desk B.9



VEDHCL • Connecting Delta Shaped Table Desk B.9



VR • Connecting Rectangular Shaped Table Desk B.10

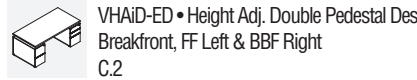
Height Adjustable Units C



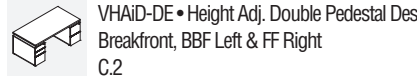
VHAMI-D-ED • Height Adj. Double Pedestal Desk, Bow Top, Breakfront, FF Left & BBF Right C.1



VHAMI-D-DE • Height Adj. Double Pedestal Desk, Bow Top, Breakfront, BBF Left & FF Right C.2



VHAID-ED • Height Adj. Double Pedestal Desk, Breakfront, FF Left & BBF Right C.2



VHAID-DE • Height Adj. Double Pedestal Desk, Breakfront, BBF Left & FF Right C.2



VHAMI-SL-D • Height Adj. Single Pedestal Desk, Bow Top, Breakfront, BBF Left C.2



VHAMI-SR-D • Height Adj. Single Pedestal Desk, Bow Top, Breakfront, BBF Right C.2



VHAISL-D • Height Adj. Single Pedestal Desk, Breakfront, BBF Left C.2



VHAISR-D • Height Adj. Single Pedestal Desk, Breakfront, BBF Right C.3



VHAMI-T • Height Adj. Desk Shell, Bow Top, Breakfront C.3



VHAIT • Height Adj. Desk Shell, Breakfront C.3



VHA • Height Adj. Desk, Top Only C.3



VHA-TP • Height Adj. Desk, Top on TP Bases C.3



VHABT • Height Adj. Bridge Top C.4



VHAEKR • Height Adj. Right Extended Corner Desk C.4



VHAEKL • Height Adj. Left Extended Corner Desk C.4



VHASP • Spacer C.4

Returns D



VERR-E • Executive Return Right with FF Pedestal on Right D.1



VERL-E • Executive Return Left with FF Pedestal on Left D.1



VERR-D • Executive Return Right with BBF Pedestal on Right D.2



VERL-D • Executive Return Left with BBF Pedestal on Left D.2



VERR • Executive Return Right D.2



VERL • Executive Return Left D.2



VERR-Q8 • Executive Return Right with 8" Back Panel D.2



VERL-Q8 • Executive Return Left with 8" Back Panel D.3



VERR-E • Executive Return Right with FF Pedestal on Right D.3



VERL-E • Executive Return Left with FF Pedestal on Left D.3



VERR-D • Executive Return Right with BBF Pedestal on Right D.3



VERL-D • Executive Return Left with BBF Pedestal on Left D.3



VERR • Executive Return Right D.4



VERL • Executive Return Left D.4



VERR-Q8 • Executive Return Right with 8" Back Panel D.4



VERL-Q8 • Executive Return Left with 8" Back Panel D.4

Piano Desks E



VTDPR • Right "D" Shaped Piano Table Desk E.1



VTDPL • Left "D" Shaped Piano Table Desk E.1



VTDPR • Right "D" Shaped Piano Table Desk E.1



VTDPL • Left "D" Shaped Piano Table Desk E.2



VTDPCR • Right "D" Shaped Piano Table Desk E.2



VTDPL • Left "D" Shaped Piano Table Desk E.2



VTBPR • Right Boat Shaped Piano Table Desk E.2



VTBPL • Left Boat Shaped Piano Table Desk E.2

VTBPR • Right Boat Shaped Piano Table Desk
E.2VTBPFL • Left Boat Shaped Piano Table Desk
E.2VTPPR • Right "P" Shaped Piano Table Desk
E.3VTPLL • Left "P" Shaped Piano Table Desk
E.3VTPPFR • Right "P" Shaped Piano Table Desk
E.3VTPPFL • Left "P" Shaped Piano Table Desk
E.3VTPPCR • Right "P" Shaped Piano Table Desk
E.3VTPPCL • Left "P" Shaped Piano Table Desk
E.3VDBEPR • Right Bow End Piano Table Desk
E.3VDBEPL • Left Bow End Piano Table Desk
E.4VETHPCR • Right Delta Shaped Piano Table Desk
E.4VETHPCL • Left Delta Shaped Piano Table Desk
E.4VVER • Linking Return Right
E.4VVEL • Linking Return Left
E.4VBTN • Bridge for Extended Piano Corner Units
or Piano Shaped Desks
E.5

Bridges

F

VBT • Executive Bridge Top with Full Back Panel
F.1VBT-Q8 • Executive Bridge Top with 8" Back
Panel
F.2VBT-T • Executive Bridge Top
F.2VHBT • Executive Bridge Top with hinged Back
Panel
F.2

Credenzas

G

VC-XX • Full Storage Credenza with Lat. File on
Left & Storage Cabinet on Right
G.1VC-XX • Full Storage Credenza with Storage
Cabinet on Left & Lat. File on Right
G.2VC-xx • Full Storage Credenza with 2 Sets of
36" or 30" Lat. Files
G.2VC-xxx • Full Storage Credenza with 3 Sets of
36" or 30" Lat. Files
G.2VC-xx • Full Storage Credenza with 2 Sets of
Storage Cabinets
G.2VC-XXX • Full Storage Credenza with 3 Sets of
Storage Cabinets
G.2VC-XXX • Full Storage Credenza with Lat. File,
Storage Cabinet & Lat. File
G.3VC-XXX • Full Storage Credenza with BBF,
Storage Cabinet & BBF
G.3VCK-EE • Double Pedestal Credenza with FF on
Left & FF on Right
G.3VCK-DD • Double Pedestal Credenza with BBF
on Left & BBF on Right
G.3VCK-ED • Double Pedestal Credenza with FF on
Left & BBF on Right
G.4VCK-DE • Double Pedestal Credenza with BBF
on Left & FF on Right
G.4VCR-E • Single Pedestal Credenza with FF on
Right
G.5VCL-E • Single Pedestal Credenza with FF on
Left
G.5VCR-D • Single Pedestal Credenza with BBF
on Right
G.5VCL-D • Single Pedestal Credenza with BBF
on Left
G.6VCR-F • Single Pedestal Credenza with 36" Lat.
File on Right
G.6VCL-F • Single Pedestal Credenza with 36" Lat.
File on Left
G.6VCR-Z • Single Pedestal Credenza with Combi-
nation Storage on Right
G.7VCL-Z • Single Pedestal Credenza with Combi-
nation Storage on Left
G.7VC • Credenza Shell with Full Back Panel 23"
High
G.8VC • Credenza Shell with 8" Back Panel, 23"
High
G.8VC • Credenza Shell with Full Back Panel
G.9VC • Credenza Shell with 8" Back Panel
G.10

Corners & Components



VBT-NLR • Right Linking Bridge to join Corner Worksurface to Desk or Credenza
H.1



VBT-NLL • Left Linking Bridge to join Corner Worksurface to Desk or Credenza
H.2



VBT-NLR-Q8 • Right Linking Bridge to join Corner Worksurface to Desk or Credenza
H.2



VBT-NLL-Q8 • Left Linking Bridge to join Corner Worksurface to Desk or Credenza
H.2



VE • Corner Table to be used with Linking Returns & Linking Bridges
H.3



VEK • Corner Table to be used with Linking Returns & Linking Bridges
H.3



VEKS • Corner Table to be used with Linking Returns & Linking Bridges
H.3



VEKR • Right Extended Corner Table with 24" Return Connection
H.3



VEKL • Left Extended Corner Table with 24" Return Connection
H.3



VEKR • Right Extended Corner Table with 22" Return Connection
H.4



VEKL • Left Extended Corner Table with 22" Return Connection
H.4



VWR • Right Linking Return to be used with Corner Unit
H.4



WL • Left Linking Return to be used with Corner Unit
H.5



WW • Center Surface with Recessed End Panels
H.5

Modular Storage



VSPBOX1620 • Worksurface Spacer with Glass Shelf
I.1



WVB • Modular Box Drawer and Lat. File
I.1



WVB15 • Modular BF Pedestal
I.1



WW-G/M21 • Modular Storage Cabinet with Doors & Adj. Shelf
I.1



WW-OB21 • Modular Open Storage Cabinet with Adj. Shelf
I.2



WW-F/N • Modular Lateral File
I.2



WWZR • Modular Combination Storage with 1 Lat. File, 2 Boxes Top Left & 1 File Top Right
I.2



WWZL • Modular Combination Storage with 1 Lat. File, 1 File Top Left & 2 Boxes Top Right
I.2



WWOB • Modular Open Storage with Adj. Shelf
I.2



WW-G/M • Modular Storage Cabinet with Doors and Adj. Shelf
I.2



WW-D • Modular BBF Pedestal
I.2



WW-E • Modular FF Pedestal
I.3



WW-Q • Modular Open Storage with Adj. Shelf
I.3



WWi • Modular Storage Cabinet with Door & Adj. Shelf
I.3



VBA • Finished Back for Modular Pedestal
I.3



C1 • Storage Cabinet with Doors & Adj. Shelves
I.3



C1-R • Right Storage Cabinet with Door & Adj. Shelves
I.4



C1-L • Left Storage Cabinet with Door & Adj. Shelves
I.4



C2 • Wardrobe Cabinet with Doors, Coat Rack & Hat Shelf
I.4



C2-R • Right Wardrobe Cabinet with Door, Coat Rack & Hat Shelf
I.5



C2-L • Left Wardrobe Cabinet with Door, Coat Rack & Hat Shelf
I.5



C7 • Open Bookcase with 1 Fixed Shelf and Adj. Shelves
I.6



C12 • Open Storage Cabinet with Adj. Shelf above 2 Lat. File Drawers
I.6



C13 • Storage Cabinet with Doors & Adj. Shelf above 2 Lat. File Drawers
I.6



C15-R • Storage Cabinet with Doors & Adj. Shelf above Right Combination Storage
I.7



C15-L • Storage Cabinet with Doors & Adj. Shelf above Left Combination Storage
I.7



C17-R • Right Storage Cabinet with Door & Adj. Shelf above FF Drawers
I.7



C17-L • Left Storage Cabinet with Door & Adj. Shelf above FF Drawers
I.7



C18-R • Right Storage Cabinet with Door & Adj. Shelf above BBF Drawers
I.7



C18-L • Left Storage Cabinet with Door & Adj. Shelf above BBF Drawers
I.8



C22 • Open Bookcase with Adj. Shelf above Storage Cabinet with Doors
I.8



C23 • Closed Storage Cabinet with Upper & Lower Split Doors and Adj. Shelves I.8



C25 • Cabinet with Doors, Storage with Adj. Shelves on Right & Wardrobe on Left I.9



V-15T • Tops for 15" Deep Bookcases I.9



V-15T • Tops for Hutches I.9



V-19T • Tops for Wood Front Metal Lateral Files I.9



V-20T • 20" Tops for Modular Storage I.10



V-22T • 22" Tops for Modular Storage I.11



V-24T • 24" Tops for Modular Storage I.12



C-SH42G • 42" High Storage Hutch with Glass Doors J.3



C-SH42GDG • 42" High Storage Hutch with Glass & Wood Doors J.3



C-SH42DGD • 42" High Storage Hutch with Glass & Wood Doors J.3



C-SHP42 • 42" High Storage Hutch with Pigeon-Holes & Wood Doors J.4



C-SHP42G • 42" High Storage Hutch with Pigeon-Holes & Glass Doors J.4



C-SHP42GDG • 42" High Storage Hutch with Pigeon-Hole, Glass & Wood Doors J.4



C-SHP42DGD • 42" High Storage Hutch with Pigeon-Holes, Glass & Wood Doors J.4



C-2SH54 • 54" High Storage Hutch with Wood Doors J.5



C-2SH54G • 54" High Storage Hutch with Glass Doors J.5



C-2SH54GDG • 54" High Storage Hutch with Glass & Wood Doors J.5



C-2SH54DGD • 54" High Storage Hutch with Glass & Wood Doors J.5



C-2SHP54 • 54" High Storage Hutch with Pigeon-Holes & Wood Doors J.5



C-2SHP54G • 54" High Storage Hutch with Pigeon-Holes & Glass Doors J.6



C-2SHP54GDG • 54" High Storage Hutch with Pigeon-Holes, Glass & Wood Doors J.6



C-2SHP54DGD • 54" High Storage Hutch with Pigeon-Holes, Glass & Wood Doors J.6



CSF • Wall Mount Storage with Wood Doors J.6



CSF-G • Wall Mount Storage with Glass Doors J.6



CSF-GSL • Wall Mount Storage with Sliding Glass Doors J.7



CSFP • Wall Mount Storage with Pigeon-Holes & Wood Doors J.7



CSFP-G • Wall Mount Storage with Pigeon-Holes & Glass Doors J.7



CSFP-GSL • Wall Mount Storage with Pigeon-Holes & Sliding Glass Doors J.7



CSFF • Wall Mount Storage with Wood Flipper Doors J.8



CSFFP • Wall Mount Storage with Pigeon-Holes & Wood Flipper Doors J.8



CSF-H30 • Double High Wall Mount Storage J.8



CSF-H30G • Double High Wall Mount Storage with Glass Doors J.8



CSFP-H34 • Double High Wall Mount Storage with Pigeon-Holes J.8



CSF-H34G • Double High Wall Mount Storage with Glass Doors J.9



CSFO-H30 • Double High Open Wall Mount Storage J.9



CSFOP-H34 • Double High Open Wall Mount Storage J.9



CSFO • Open Wall Mount Storage J.9



CSFOD16 • Open Wall Mount Storage J.9



CSFOP • Open Wall Mount Storage with Pigeon-Holes J.10

Hutches & Wall Mount

J



C-CL36 • Open Shelf Hutch J.1



C-CL19 • Pigeon Hole Hutch J.1



C-SH36 • 36" High Storage Hutch with Wood Doors J.2



C-SH36G • 36" High Storage Hutch with Glass Doors J.2



C-SH36GDG • 36" High Storage Hutch with Glass & Wood Doors J.2



C-SH36DGD • 36" High Storage Hutch with Glass & Wood Doors J.2



C-SH42 • 42" High Storage Hutch with Wood Doors J.3



CSFOPD16 • Open Wall Mount Storage with Pigeon-Holes J.10



VMAG • Magazine Shelf for use with Open Bookcase K.4



C10 • Storage Cupboard with Adj. Shelf above 2 Lat. File Drawers K.8

Freestanding

K



VWBM • Freestanding Mobile BF Pedestal K.1



CBxS-1515 • Square Open Bookcase with Adj. Shelves K.4



C12 • Open Cabinet with Adj. Shelves above 2 Lat. File Drawers K.9



VWBMCU • Freestanding Mobile BF Pedestal with Cushion K.1



CBxR-1515 • Quarter Round Open Bookcase with Adj. Shelves K.4



C13 • Storage Cabinet with Doors & Adj. Shelves above 2 Lat. File Drawers K.9



VWDB/WWDB • Freestanding BBF Pedestal K.2



CB7R • Quarter Round Open Bookcase with Adj. Shelves K.4



C14 • Storage Cabinet with Doors & Adj. Shelf above 3 Lat. File Drawers K.10



VWDM/WWDM • Freestanding Mobile BBF Pedestal K.2



CB7215H72 • 4x4 Cubicle Bookcase with Fixed Shelves K.5



C15-R • Storage Cabinet with Doors & Adj. Shelves above Right Combination Storage K.10



VWEM • Freestanding Mobile FF Pedestal K.2



CB7215H54 • 3x4 Cubicle Bookcase with Fixed Shelves K.5



C15-L • Storage Cabinet with Doors & Adj. Shelves above Left Combination Storage K.10



VF/N • Freestanding Lateral File K.2



CB7215H36 • 2x4 Cubicle Bookcase with Fixed Shelves K.5



C17-R • Right Storage Cabinet with Door & Adj. Shelf above FF Drawers K.10



VF-3/N-3 • Freestanding Lateral File with 3 Drawers K.2



CB3615H72 • 4x2 Cubicle Bookcase with Fixed Shelves K.5



C17-L • Left Storage Cabinet with Door & Adj. Shelf above FF Drawers K.11



VF-4/N-4 • Freestanding Lateral File with 4 Drawers K.2



CB3615H54 • 3x2 Cubicle Bookcase with Fixed Shelves K.5



C18-R • Right Storage Cabinet with Door & Adj. Shelf above BBF Drawers K.11



VZR • Right Combination Storage with 1 Lat. File, 2 Boxes Top Left & 1 File Top Right K.2



CB3615H36 • 2x2 Cubicle Bookcase with Fixed Shelves K.5



C18-L • Left Storage Cabinet with Door & Adj. Shelf above BBF Drawers K.11



VZL • Left Combination Storage with 1 Lat. File, 1 File Top Left & 2 Boxes Top Right K.3



C1 • Storage Cabinet with Wood Doors & Adj. Shelves K.6



C20 • Storage Cupboard with Adj. Shelf above Storage Cabinet K.11



VBD • Freestanding Storage Cabinet with Doors and Adj. Shelf K.3



C2 • Wardrobe Cabinet with Doors, Coat Rack and Hat Shelf K.6



C22 • Open Storage with Adj. Shelves above Storage Cabinet K.12



VB • Open Bookcase with Adj. Shelf K.3



C4 • Open Shelf Storage above 4 Lat. File Drawers K.7



C25 • Cabinet with Doors, Storage with Adj. Shelves on Right & Wardrobe on Left K.12



VOB • Freestanding Open Storage Cabinet with Adj. Shelf K.3



C6 • Storage Cupboard above Lat. File Cabinet with 4 Drawers K.7



C26-R • Right Tower Unit with Wardrobe, 3 File Drawers, Open Storage & Adj. Shelf K.13



CBx-3x15 • Open Bookcase with Adj. Shelves K.3



C7 • Open Bookcase with Adj. Shelves K.7


















































C26-L • Left Tower Unit with Wardrobe, 3 File Drawers, Open Storage & Adj. Shelf K.13



C9 • Storage Cupboard above Open Storage with Fixed Shelf at 29" High and Adj. Shelves K.8



C27-R • Right Tower Unit with Wardrobe, 3 File Drawers & Storage with Adj. Shelf K.13

	C27-L • Left Tower Unit with Wardrobe, 3 File Drawers & Storage with Adj. Shelf K.14		CTSAS • Tackboard with Rail for 36" High Non Pigeon-Hole Hutches		TSAS-H25 • Tackboard with Rail for 84" H Double H. Non Pigeon-Hole Wall Mount Cabinet
	C29-R • Right Tower Unit with Wardrobe, 2 File Drawers & Storage with Adj. Shelves K.14		CTSPAS-H23 • Tackboard with Rail for 42" and 54" High Pigeon-Hole Hutches		TSP-H27 • Tackboard with Rail for 84" H Double Height Pigeon-Hole Wall Mount Cabinet
	C29-L • Left Tower Unit with Wardrobe, 2 File Drawers & Storage with Adj. Shelves K.14		CTSAS-H26 • Tackboard with Rail for 42" & 54" High Non Pigeon-Hole Hutches		TS-H31 • Tackboard with Rail for 84" H Double Height Non Pigeon-Hole Wall Mount Cabinet
	C30-R • Right Tower Unit with Wardrobe, 2 File Drawers, Open Storage & Adj. Shelves K.15		TS • Tackboard for 65" High Non Pigeon-Hole Wall Mount Cabinets		TSPAS-H21 • Tackboard with Rail for 84" H Double Height Pigeon-Hole Wall Mount Cabinet
	C30-L • Left Tower Unit with Wardrobe, 2 File Drawers, Open Storage & Adj. Shelves K.15		TSP-H23 • Tackboard for 72" High Pigeon-Hole Wall Mount Cabinets		TSAS-H25 • Tackboard with Rail for 84" H Double Height Non Pigeon-Hole Wall Mount Cabinet
Accessories					
	CMP-W • Wood Straight Modesty Panel hanging from Top		TS-H25.5 • Tackboard for 65" High Non Pigeon-Hole Wall Mount Cabinets		TSPAS-H27 • Tackboard with Rail for 84" H Double Height Pigeon-Hole Wall Mount Cabinet
	CMP-G • Glass Straight Modesty Panel hanging from Top		TS-H26 • Tackboard for 72" High Non Pigeon-Hole Wall Mount Cabinets		TSAS-H31 • Tackboard with Rail for 84" H Double Height Pigeon-Hole Wall Mount Cabinet
	SM • Metal Post Upgrade from SNO3 L.1		TSP-H29 • Tackboard for 72" High Pigeon-Hole Wall Mount Cabinets		BAFS01 • Metal Flip Sorter - Accessory Rail mounted
	F3 • Metal Flat Plate Base Upgrade from SNO3 L.1		TS-H32 • Tackboard for 65" High Non Pigeon-Hole Wall Mount Cabinets		BASS01 • Metal Slant Sorter - Accessory Rail mounted
	TE • Wood Elliptical Base with PVC End Caps, Upgrade from SNO3 L.1		TSAS • Tackboard with Rail for 65" High Non Pigeon-Hole Wall Mount Cabinets		BABB01 • Metal Binder Bin - Accessory Rail mounted
	TEL • Wood Elliptical Base with Aluminum End Caps, Upgrade from SNO3		TSPAS-H23 • Tackboard with Rail for 72" High Pigeon-Hole Wall Mount Cabinets		BAMB01 • Metal Media Bin - Accessory Rail mounted
	SMS4 • 4" Square Leg Upgrade from SNO3 L.2		TSAS-H25.5 • Tackboard with Rail for 65" High Non Pigeon-Hole Wall Mount Cabinets		BALTO1 • Metal Letter Tray - Accessory Rail mounted
	CTS • Tackboard for 36" High Non Pigeon-Hole Hutches L.2		TSAS-H26 • Tackboard with Rail for 72" High Non Pigeon-Hole Wall Mount Cabinets		BAUTO1 • Metal Utility Tray - Accessory Rail mounted
	CTSP-H23 • Tackboard for 42" & 54" High Pigeon-Hole Hutches L.2		TSPAS-H29 • Tackboard with Rail for 72" High Pigeon-Hole Wall Mount Cabinets		BAPP01 • Metal Paper Pocket - Accessory Rail mounted
	CTS-H26 • Tackboard for 42" & 54" High Non Pigeon-Hole Hutches L.3		TSAS-H32 • Tackboard with Rail for 72" High Non Pigeon-Hole Wall Mount Cabinets L.8		BATH01 • Telephone Holder - Accessory Rail mounted L.12
			TSP-H21 • Tackboard for 84" High Double Height Pigeon-Hole Wall Mount Cabinet L.8		CP-H16 • Paper Organizer, Legal & Letter Format L.12



LED • LED Light
L.12



GM5 • Rectangular Grommet - Metal
L.12



GM5P • Rectangular Grommet - Plastic
L.12



LO • Lock Assembly
L.12

WHERE TO ORDER / HOW TO USE THIS GUIDE

AREA	PHONE	FAX
Ontario (Except Ottawa)	905-470-0010	905-470-6262
Calgary, AB (Global Alberta - Calgary)	403-250-7770	403-250-7773
Edmonton, AB (Global Alberta - Edmonton)	780-444-8922	780-443-3913
Halifax, NS (Halifax)	902-422-7434	902-423-9924
Quebec, QC (Quebec)	418-653-6111	418-653-6151
Montreal, QC (Montreal)	514-866-4331	514-866-8567
Ottawa, ON (Ottawa)	613-234-2881	613-234-5350
Burnaby, BC (Global West)	604-432-1701	604-432-7475
Winnipeg, MB (Winnipeg - Saskatchewan)	204-925-3350	204-925-3356

Price and Product Guide Section: Features the actual product pricing and specification instructions. This section is divided into Desks, Returns, Bridges, Credenzas, Corners and Components, Modular Storage, Hutches, Wall Mounted Storage, and Freestanding Storage.

General Information: Includes subdivision sections of casegoods construction, varnish specification, veneers and wood solids, finishing process, general installation and hardware, maintenance, terms and conditions of sale, warranty and where to order.

ISO 9001:2015 Registered: The Descor Factory is ISO 9001:2015 registered for manufacturing procedures and practices of quality and quality control processes.

ISO 14001:2015 Registered: The Descor Factory is ISO 14001:2015 registered for environmental procedures and practices.

ANSI/BIFMA Certified: Descor casegoods have passed ANSI/BIFMA standards for product construction and durability.

FSC ®: Forest Stewardship Council ®. Option available on all wood veneer products by special request.

BIFMA e3: Furniture sustainability level 3.

Greenguard: All Descor Products are Greenguard certified.

Price List Effective : June 2024

HOW TO ORDER A PRODUCT

Creating a correct and complete product number ensures clean orders and accurate information for the factory. Clean orders expedite order entry and factory order scheduling, thereby, saving days, sometimes weeks off potential extended lead-times.

From product to product, there are different options available that affect the length, options and sequence of the order-string.

To view current wood, plastic laminate finish and fabric samples, please visit www.globalfurnituregroup.com.

To order actual wood, plastic laminate finish and fabric samples and cards, place request with the Global Marketing Department via fax at 416-667-0338 or via e-mail at literaturecdn@globalfurnituregroup.com

Wood finish and Laminate samples are individual 3"x 5" chips and can be obtained through the above by request.

EXAMPLE - HOW TO SPECIFY

CODES: The price list uses a numbering system with meaningful alphanumeric characters to create a simple to understand product number. This makes specifying the product easy and accurate.

SPECIFICATION EXAMPLE OF A DESK UNIT

PRODUCT CODE:

VMID7242EDG

V = Versailles Series

MID = Double Pedestal Desk, Breakfront Style with Bow Top

7242 = Size: Width x Depth

ED = Pedestal Configuration: FF Pedestal Left and BBF Pedestal Right

G = Aluminum Framed Glass Modesty option on Breakfront Style

OPTIONS:

FINISH:

Choose Finish (e.g. MPW) - See Page A.23

EDGE:

Choose Edge Detail (e.g. V15) - See Page A.23

HANDLE:

Choose Handle (e.g. PL64) - See page A.23

If Handle is not specified Routed Pull is standard.

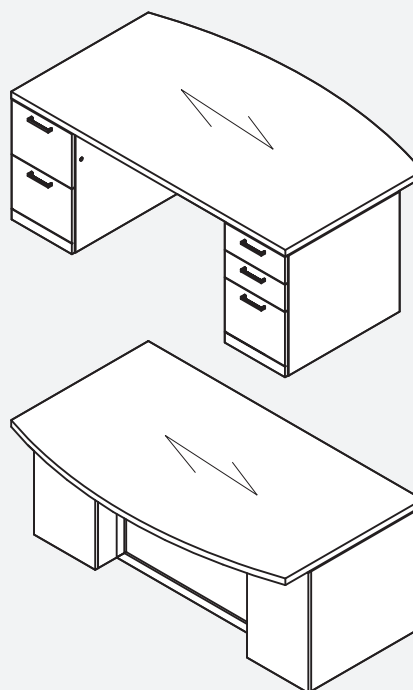
Optional Grommet Locations:

TL - Top Left

TR - Top Right

For Grommet Location see Page A.13

NOTE: Arrow indicates direction of grain.



VERSAILLES SERIES DETAILS

Series Detailing: Versailles detailing is contemporary with a variety of edge options on all perimeter edges. “V” edges have solid walnut, cherry, maple or oak, that band edge tops 1/4” wide by 1 3/8” thick for an overall thickness of 1 3/8”. For “U” edge, solid walnut, cherry, maple, oak that band edge tops 1/8” wide by 1 3/8” thick for an overall thickness of 1 3/8”.

Grommets: GM5 is the standard Versailles grommet with a “V” Edge. When “U” is specified the GM5P is standard. Grommets are included standard where shown in the product line drawings. Otherwise, specify additional grommets where needed. See Grommet Specification details at Page A.13.

Locking: Locks are standard on all “below work surface level” drawer and door storage units with the exception of the pull-out tray units and single lateral file drawer combination tray/slot units. Combination storage unit comes with lock for file and lateral file drawer only, box drawers cannot lock. Lock colour will match the handle option. Locks are optional on all “above work surface level” closed storage.

For Optional Grommets:

GM5E (Black) / GM5K (Tungsten) \$85
GM5EP (Black) / GM5KP (Tungsten) \$48

CONSTRUCTION

Finish: Conversion varnish (similar to catalyzed lacquer, but tougher), 25° sheen. Descor does not buff or rub its finishes.

360° Finishing: All Descor wood casegood products are veneered and finished on the back sides (except modular under-surface storage - tops and backs are unfinished).

Veneers and Solids: Veneers and solids are Number One select, architectural grade “A” oak, walnut, cherry or maple. All Descor wood worksurface mould-ed edges are solid oak, walnut, cherry or maple.

Series Handles: If no handle is specified, there will be a routed finger pull in drawer fronts and touch latch mechanism for doors.

Pedestals: Full-to-the-floor. Pedestals are fully assembled units that are either installed into desk and credenza shells, or available as modular units. Undersur-face storage units include locks.

Drawer Suspensions: Pedestal drawer suspensions are metal ball bearing type. Both box and file drawers are full extension.

Hanging file rails: Are pre-installed on file drawer perimeters. The back rail in a lateral file drawer is designed for both legal and letter size filing.

Drawer Construction: Drawer sides and bottoms are wrapped black vinyl. Veneered drawer interiors are available as an option (see finishes and options section).

Drawer Fronts: The drawer front is an applied element to a four sided drawer. Drawer fronts are veneered on all surfaces. Routed horizontal finger pull is solid oak, walnut, cherry or maple. If a handle is specified no hardwood routed pull is provided. Drawer fronts can be removed or replaced in the field.

Leveling Glides: Levelers have a 1” range of adjustment.

VENEERS AND WOOD SOLIDS

Descor provides high quality veneers and solids to our customers.

We procure wood globally but mainly in North America and Europe with a progressive approach towards sustainability. We ensure our vendors are protecting and maintaining the natural forests of origin. Descor lays-up its own flat cut (cathedral pattern) in book matched set and patterns. Rift cut veneers are laid-up in a slip match method.

For additional information on veneer species, cuts and patterns please contact your customer service representative.

DESCOR CONVERSION VARNISH SPECIFICATIONS

Descor uses conversion varnish: It is among the most durable finishes used in the contract furniture industry (more durable than catalyzed lacquer).

Conversion varnish is a synthetic, catalyzed cured (chemically active) finish, containing UV inhibitors to slow the oxidizing (color changing) effects of ultra-violet rays on wood.

Descor produces low 25° sheen. Low sheens are the most practical for commercial use as it doesn’t show most scratches and are more easily touched-up than higher sheens.

Cures with heat, developed two ways:

- Chemically (catalyst reaction within the varnish itself)
- Line oven (approximately 140° F) accelerates finish curing and increases molecular density for a harder finish

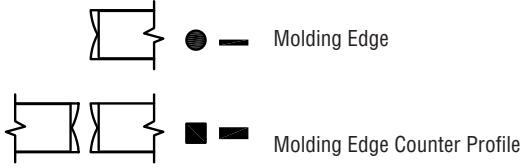
Conversion varnish has a component called “solids”, produced by a combination of resins when the solvent evaporates. These solids float to the varnish surface, which is where they cure. These solids are the durable aspect of the finish.

Descor uses an “off-the-gun” technique with conversion varnish. This means the “solids” (the durable aspect of the finish) remain intact on the surface of the finish.

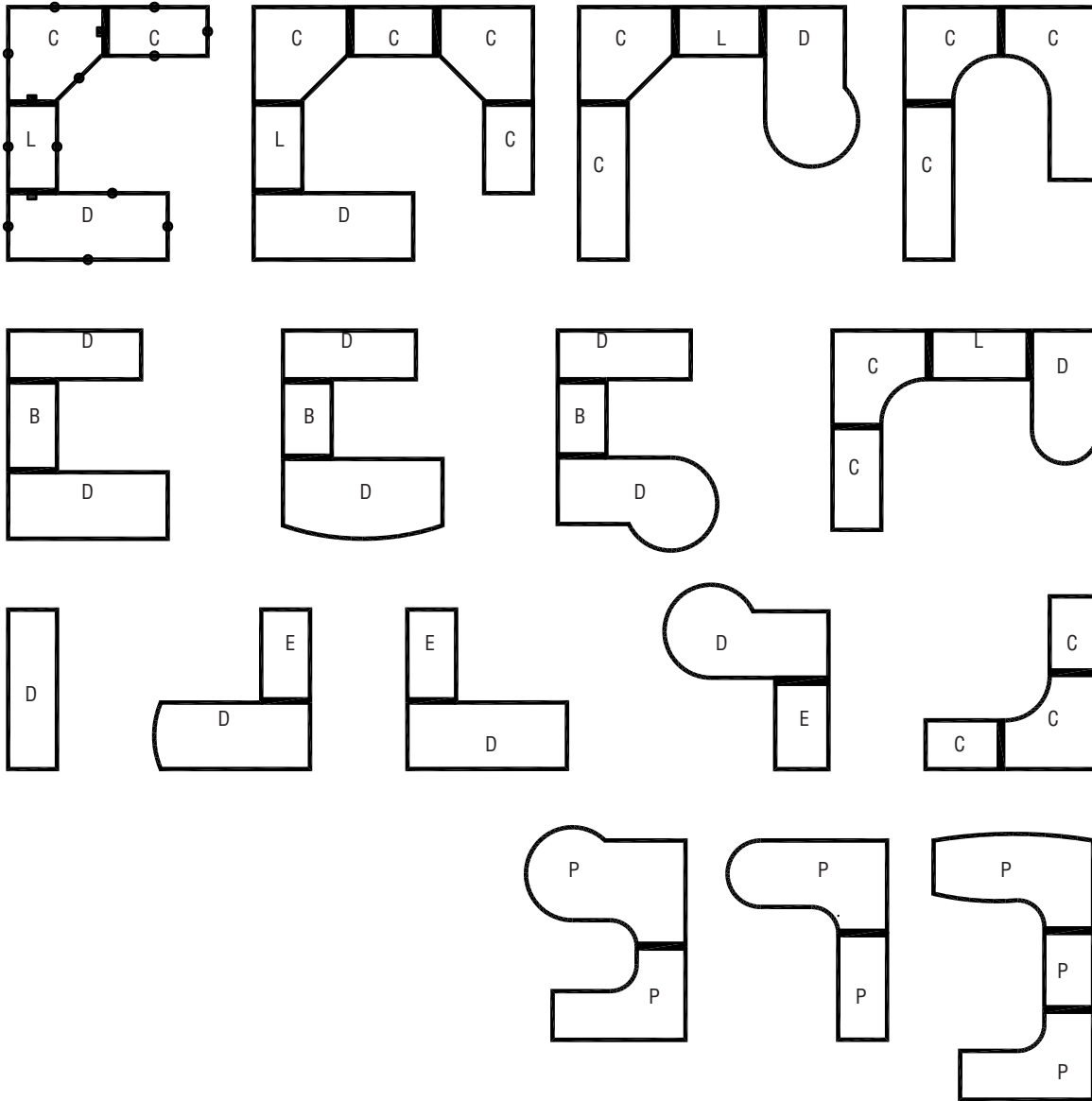
Descor’s standard finish on oak and walnut is open pore, on cherry and maple is semi-closed pore. If a full fill finish is required for walnut, cherry and maple tops, add the suffix “2” to the finish code and add 5% to the base pricing for each product.

Custom finish is available at an upcharge (See finishes and options section).

VERSAILLES EDGE DETAILS



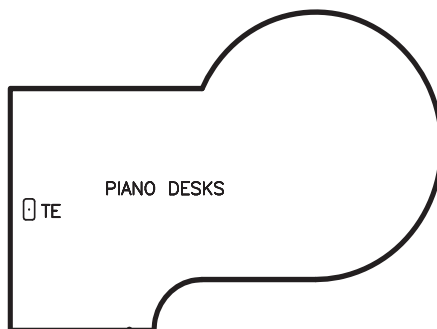
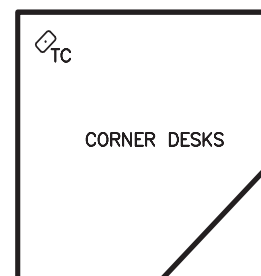

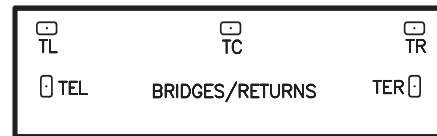

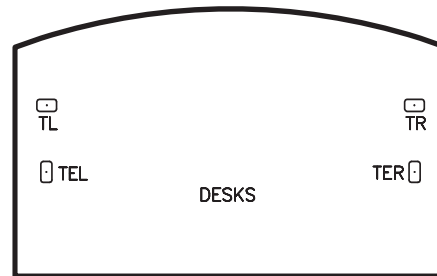
- D - Desks and Credenzas
- B - Executive Bridges
- E - Executive Returns
- C - Corner Components
- L - Linking Bridges
- P - Piano Desks



Note: Refer to Price List Pages for appropriate coding and pricing. Custom configurations are available by requesting a quote.

GROMMET SPECIFICATION

Includes standard and optional Grommet Locations



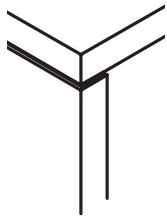
Note:

- For pricing on optional Grommets refer to Page L.12. Custom configurations are available by requesting a quote.
- For TEL & TER location please contact customer service.

VERSAILLES DESKS

Can be ordered as a shell or with pedestals.
 Hand of Rectangular Desk is determined by location of pedestal from user side.
 Hand of "D" Top is determined by outward orientation of curved end from user projection.
 Hand of "P" Top is determined by outward orientation of conference end from user projection.

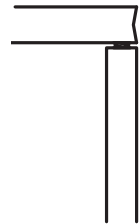
Isometric View



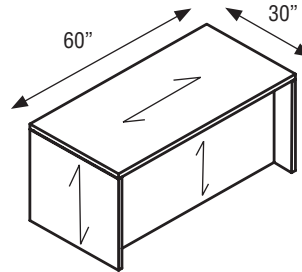
Side View -
1 3/8" Top



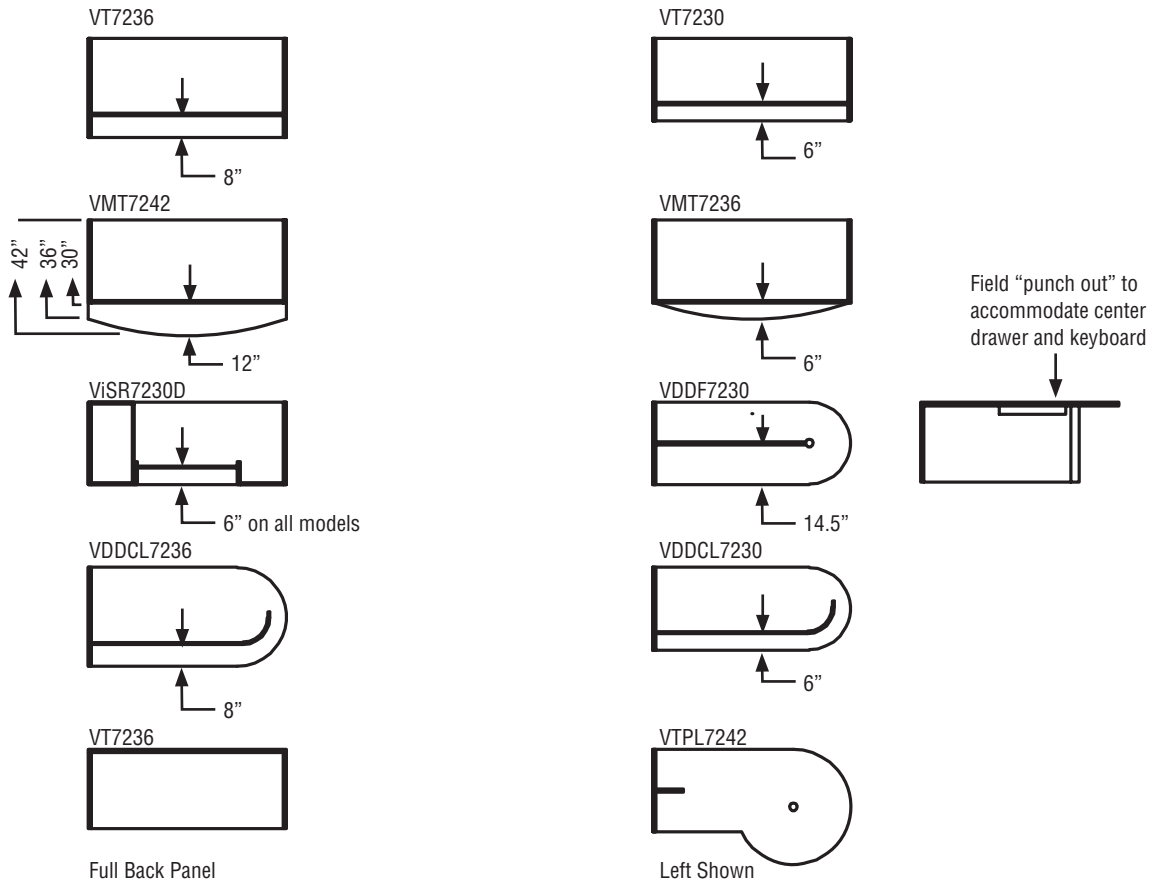
Front View -
1 3/16" Slab



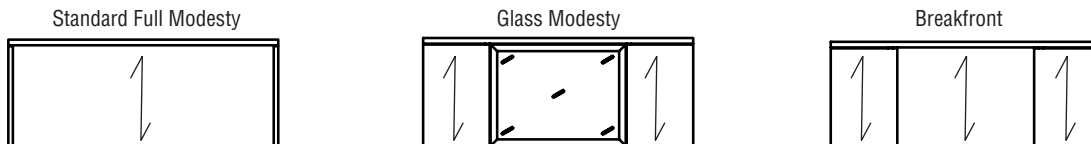
VT6030
Code dimensions are actual



MODESTY PANEL CLEARANCE

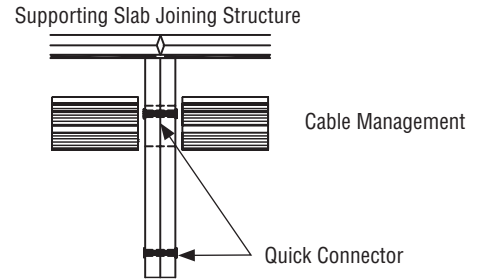
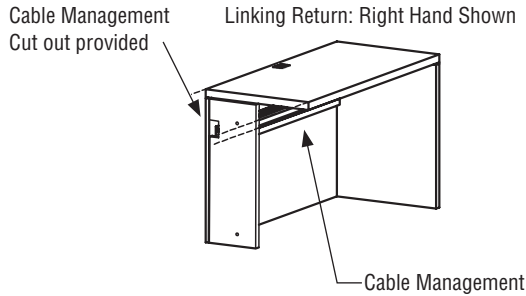


MODESTY PANEL OPTIONS

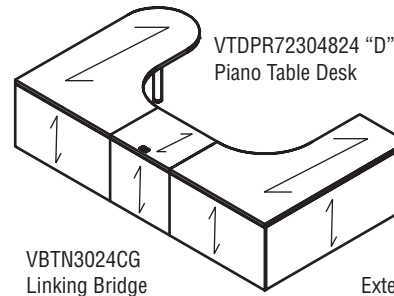
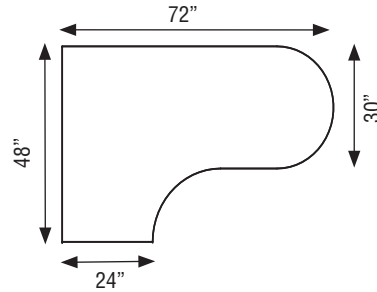
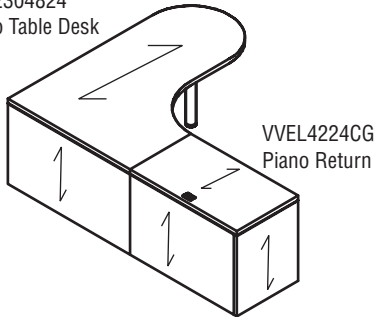


VERSAILLES PIANO DESKS AND LINKING RETURNS

- All Desks are shipped assembled.
- Units include standard Grommets shown and installed horizontal wire management.
- Unit is handed by Post Leg.
- Not for use with regular Corner Units.



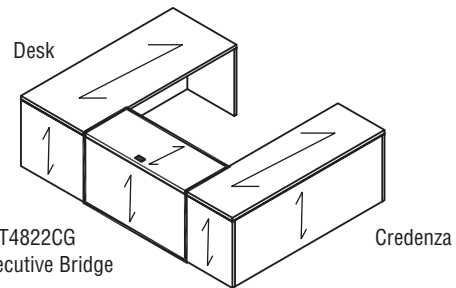
VTDPR72304824
"D" Piano Table Desk



To remove Cross Grain veneer pattern on Top, delete suffix "CG" from the Product Number Code. (Available at no upcharge)

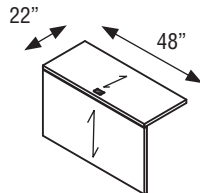
VERSAILLES EXECUTIVE BRIDGES

Executive Bridge is used to connect a Desk to a Credenza. Not to be used with Corner Components or Piano Desks. Three Back Panel options. Back panel flush with end panels of Desk and Credenza. Includes GM5 Grommet Top Center.

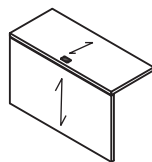


To remove Cross Grain veneer pattern on Top, delete suffix "CG" from the Product Number Code. (Available at no upcharge)

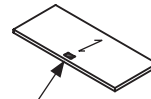
VBT4822CG
Dimensions are actual



VBT4822CG
Full Back Panel

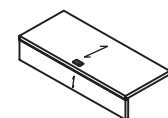


VBT4822TCG
Bridge Top only



GM5 Grommet
"Standard Location on Bridges"

VBT4822Q8CG
8" Back Panel



VERSAILLES EXECUTIVE RETURNS

Executive Return is used to attach to a Single Pedestal Desk, Single Pedestal Credenza, Desk Shell or Credenza Shell.

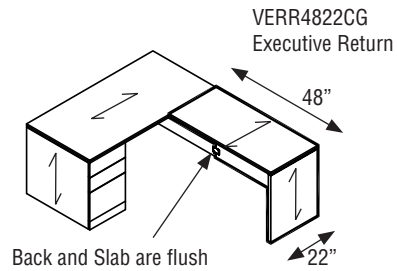
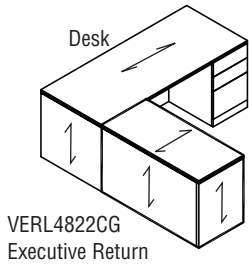
Can be specified as a Shell or with a Pedestal.

Back Panels are available as either full height or 8" from the underside of the worksurface.

Hand of Executive Return is determined by location of full end panel from user side.

Hand of Desk or Credenza is determined by location of pedestal from user side.

Executive Return attached to Desk or Credenza



To remove Cross Grain veneer pattern on Top, delete suffix "CG" from the Product Number Code. (Available at no upcharge)

VERSAILLES CORNER COMPONENTS

Corner Table is used to connect to Linking Bridge and Linking Credenza.

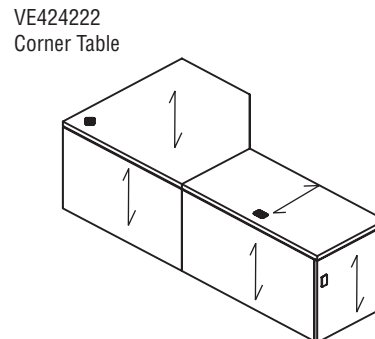
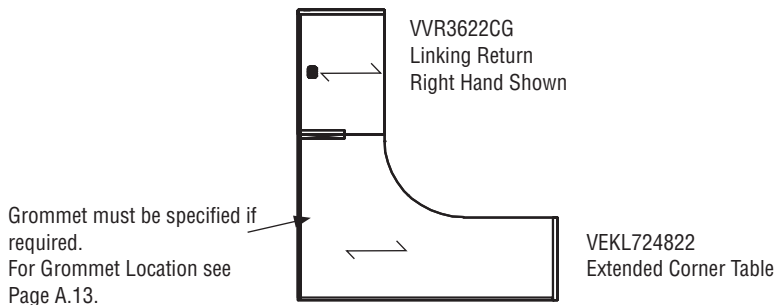
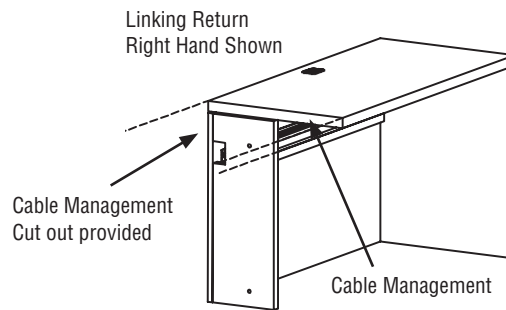
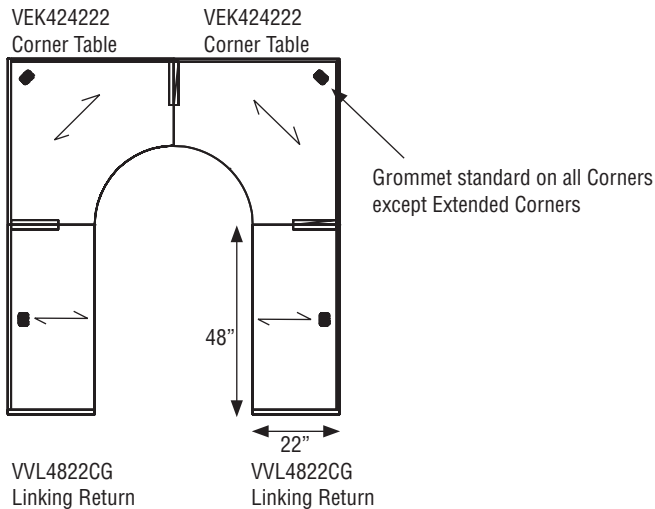
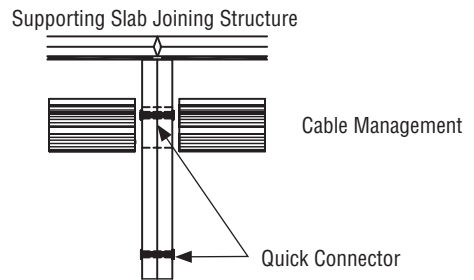
Cable management tray included.

Back Panels are available as either full height or 8" from the underside of the worksurface.

Hand of Linking Credenza is determined by location of full end panel from user side.

Hand of Extended Corner is determined by location of long narrow end from user side.

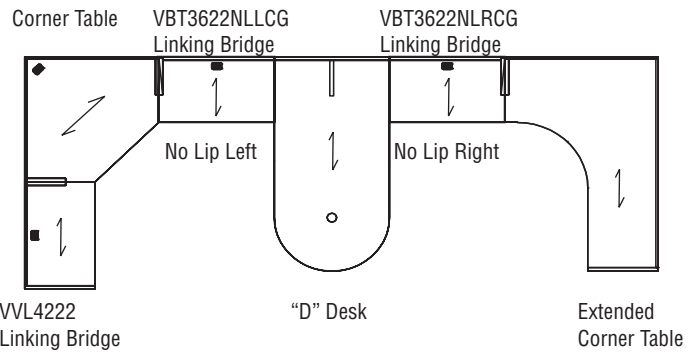
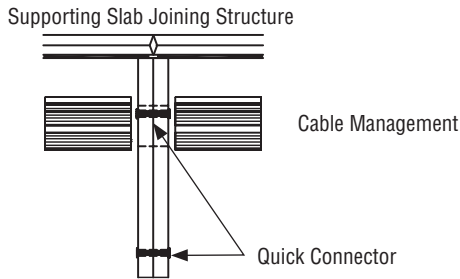
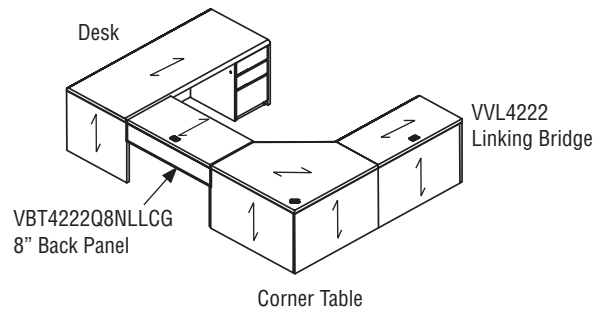
To remove Cross Grain veneer pattern on Top, delete suffix "CG" from the Product Number Code. (Available at no upcharge)



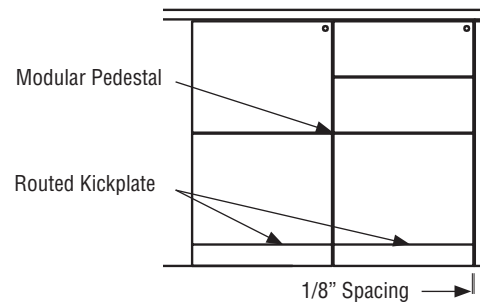
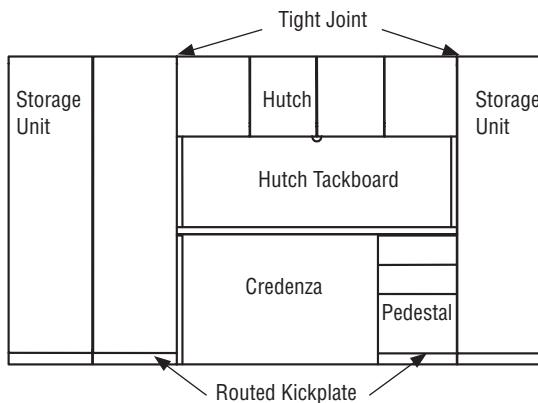
VERSAILLES LINKING BRIDGES

Linking Bridge is used to connect Corner Components to Single Pedestal Desk, Single Pedestal Credenza, Desk Shell or Credenza Shell. Back panels are available as either full height or 8" from the underside of the worksurface. Includes GM5 Grommet Top Centre. Hand of Linking Bridge is determined by location of half end panel from user side.

To remove Cross Grain veneer pattern on Top, delete suffix "CG" from the Product Number Code. (Available at no upcharge)



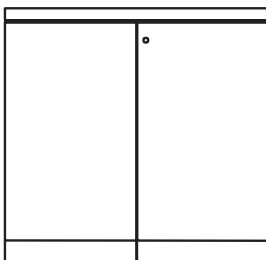
VERSAILLES SIDE BY SIDE COMPONENTS



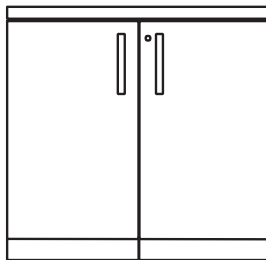
VERSAILLES MODULAR PEDESTALS AND HANDLES

Modular Pedestal for Versailles. Credenza Shells can only be completely filled with Modular Components that end in ".5" to create a Full Storage Credenza.

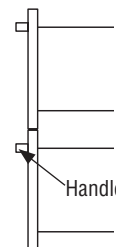
When No Handle is specified doors open with Touch Latch.



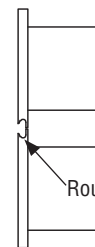
When Handle is specified Touch Latch is not used.



Pedestal Handle



Handle



Routed Finger Pull

VERSAILLES LOCKS

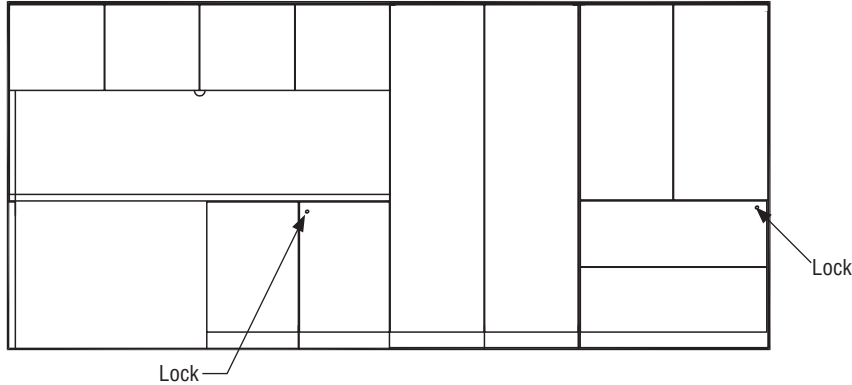
Locking

Locks are Standard on all “below the work surface level” Drawer and Door Storage Units with the exception of the Pull-Out Tray Units and Single Lateral

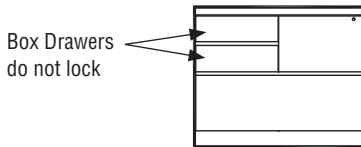
File Drawer Combination Tray/Slot Units

Locks are Optional on all “above the work surface level” Closed Storage Units. See Accessories Section Page L.12 for Lock Specification details.

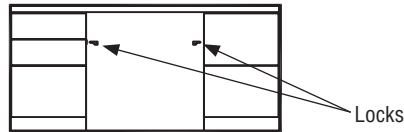
Standard Lock Positions



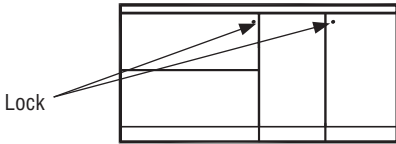
VZR3622
Combination Storage Unit:
Lock for File and Lateral File Drawer only,
Box Drawers do not lock.



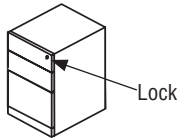
VD7236DE
Double Pedestal Desk/Credenza:
Lock for D and E Pedestals are on the inside Gable.



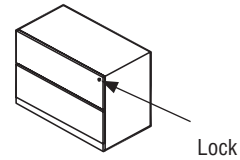
VCF7222
Full Storage Credenza: Locks are on the front.



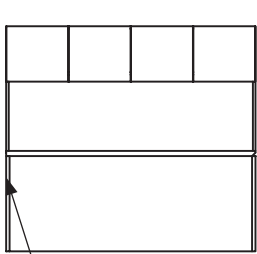
VWD
Modular Furniture:
Lock is on the front.



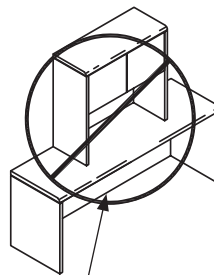
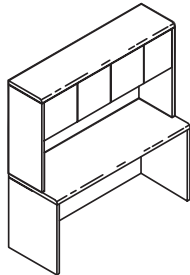
VWF
Modular Furniture:
Lock is on the front.



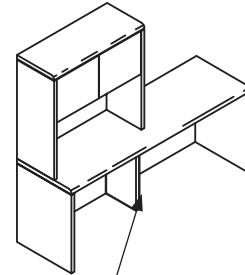
HUTCH POSITIONING



There must be an end panel under the hutch



Missing Support
NOT Recommended

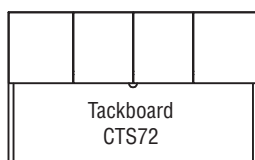


Add optional Support
SLAB12 (as Special)

VERSAILLES TACKBOARDS

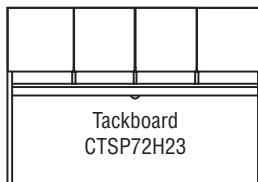
Tackboards for Storage Huches

C72SH36



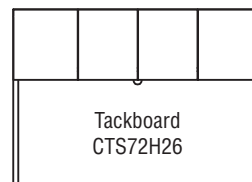
Tackboard
CTS72

C72SHP42 and C722SHP54



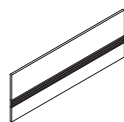
Tackboard
CTSP72H23

C72SH42 and C722SH54

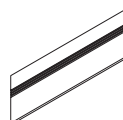


Tackboard
CTS72H26


Tackboards with Accessory Rail



CTSAS72



CTSPAS72H23

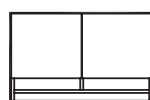


CTSAS72H26


Tackboards for Wall Mount Overheads



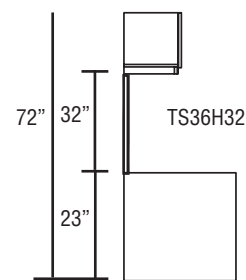
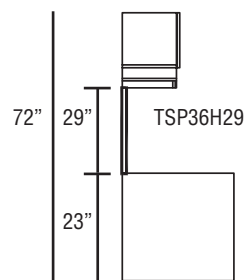
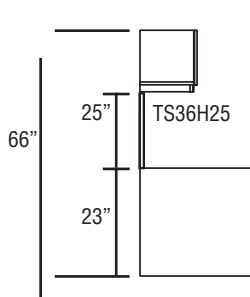
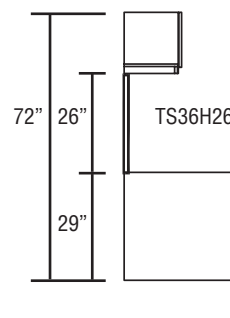
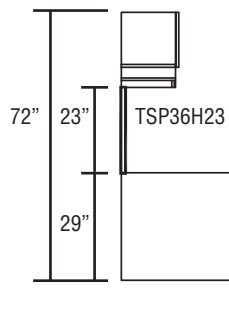
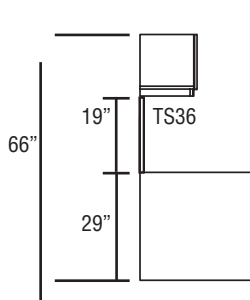
CSF36



CSFP36

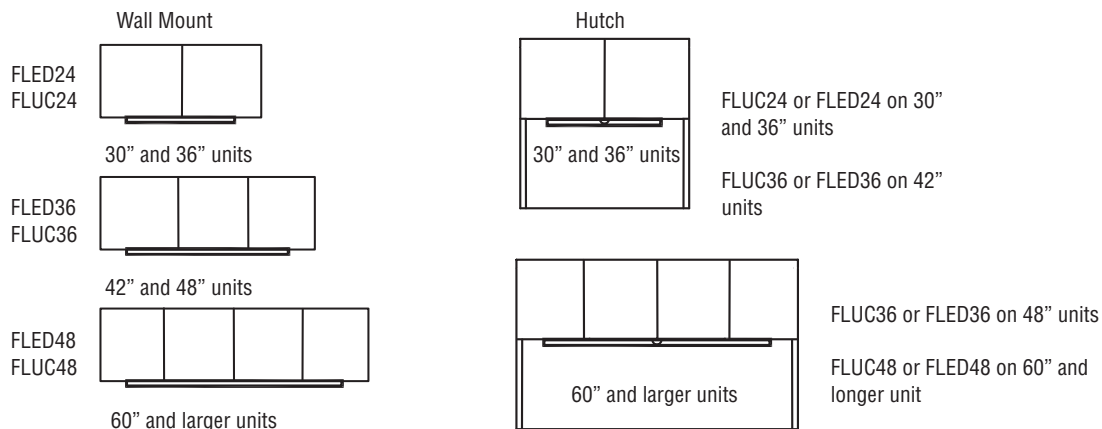


CSF36



VERSAILLES LIGHTING

Lighting for Hutches and Wall Mount Overheads.



GENERAL INSTALLATION AND HARDWARE

Uncartoning

Always uncarton wood office furniture with care. Never use a knife or sharp object of any kind to open cartons. Tear cartoning tape off by hand. Protective corner blocks, foam-wrap, and a bottom skid are included in the carton during shipping for protection.

Hardware: All necessary hardware for attaching furniture is included in the shipment. Actual wall-attachment fasteners for wall cabinets, Tackboards and Visual Boards are not included due to variable site conditions.

Hanging file rails: Pre-installed on file drawer perimeters and accommodates both legal and letter size filing.

Flat-plates: Are used to attach Bridges and Returns to Desks and are shipped pre-attached to the bottom of the Bridge or Return. Mini-flat-plates for securing Bridge Back Panels to Desk or Credenza End-panels, and quick connectors for securing modular Corner Units to adjacent pieces, are shipped along with screws in a plastic bag attached to the bottom of the Bridge or Return.

Caution: Using screws other than those supplied by Descor could result in damage to finished tops. Descor will not honor claims due to installation of incorrect hardware.

Installation: Wall-mounted cabinets, Tackboards and Visual Boards are pre-attached with horizontal wall rails to the back of each unit. The wall-side components must be detached from the unit and fastened to the wall accordingly. Wall fasteners are not included due to the variable site conditions. Securing the wall rail to a vertical structural member is the required manner of installation. The Cabinet or Visual Board is then lowered on to the wall rail. It is important to level the wall rail before installation. Wall cabinets are equipped with levelers at the bottom of the back panels for proper cabinet alignment. Units with doors are equipped with adjustable European door hinges to assist in door alignment. It is required to use a #8 wood screw through the back of the cabinet and the wall-mounted rail, to further secure the wall attachment. Tackboards have vertical grooves in the back for tasklight wiring.

Hutches: Descor utilizes a non-marring method of Hutch attachment. They are installed with double faced tape applied to the bottom of the end panels. The tape is shipped in a plastic bag found in the Hutch. Removal of the Hutch requires moderate pressure to be applied on the top of the unit towards the wall for at least a minute for the pressure sensitive tape to release. At the dealer or installer's discretion, additional support may be added by installing flat-plates along the outside back of the attached units. These flat-plates are not included in the shipment.

Hutch tackboards: Factory installed.

Modular storage units: Have pre-drilled holes through the unfinished tops for securing to the bottom of the work surfaces. Screws and lock keys are included in a plastic bag fastened inside the pedestal. Installer should leave a 1/8" reveal between the Modular Storage Unit and the End panel. Disassemble the Modular Unit first before relocating the entire unit to avoid damage or bodily injuries.

5-sided corner tables: Join Bridge and Credenza run-offs, using the supplied quick-connectors. Recessed end-panels in these units are pre-drilled to accept quick-connectors for easy alignment. Accurate leveling is critical for these units to align and connect properly. Flat-plates are pre-attached to the work surface to secure to the desk unit.

Upon completing installation, wipe furniture with a damp cloth, followed by a dry soft cloth.

Leveling wood office furniture properly is the most important procedure to ensure proper functioning and alignment of drawers, locks and doors.

CARE AND MAINTENANCE GUIDE

Wood Casegoods Care: Descor furniture is constructed to strict specifications to ensure years of satisfied use. As with all wood products, certain care requirements and periodic maintenance are necessary in order to maintain the original new appearance and function.

Finish Protection: All clear wood finishes are susceptible to scratches from rough and abrasive objects, such as staples, paper clips, ceramic coffee mugs, flower pots, picture frames, etc. Computer equipment with rubber feet can also cause discoloration and softening of the finish due to petroleum distillates in the rubber.

Glass tops are the ultimate protection against scratch mishaps.

The most practical protection is the use of desk-pads or blotters, paper management bins, coasters, common sense caution with rough items, and adding pressure sensitive felt to the feet or bottoms of any potentially destructive item on the Desk.

Finish Care: Wax or polish should never be used on the catalyzed finish; they will give a greasy, cloudy or uneven appearance to the product. Descor's conversion varnish finish is best cleaned by wiping the surfaces with a damp cloth, followed by a soft dry cloth in the direction of the grain. If the surfaces are very dirty, use of a glass cleaning type of product is recommended.

Never use a silicon based product to dust or polish catalyzed finishes. Over time, silicon may disrupt the actual molecular composition of the finish and cause it to soften and become cloudy.

Additional Tips:

- Remove any spilled liquid immediately with a blotting, rather than a wiping motion.
- Do not drag or push objects or stacks of papers across any finely finished surface.
- Avoid exposing surfaces to extreme heat, cold or humidity.
- The surface finish may be burn resistant, however, the wood underneath the finish is not and can be charred by a burning cigarette or heat producing unit.
- Exposure to strong sunlight should be avoided. The surface finish is fade-proof, however, in spite of UV inhibitors in the finish, the wood underneath may change color (patina) where extended exposure to sunlight exists. Natural or light finished species are especially susceptible to UV color change.
- Building maintenance and maintenance service management should be notified of the proper care instructions and procedures for your furniture to avoid damage and allow optimum appearance for years to come.
- Special care should be taken to protect wood furniture when other trades such as painters, electricians and telecommunications workers are present performing work.
- Drawer suspensions are lubricated prior to shipment. Periodic lubrication may be applied to the ball bearing housing with a high quality lubricant found in most hardware stores.
- Drawer alignment is achieved with proper leveling of desks and credenzas.
- Check leveling glides for adjustment if the furniture is moved.
- Modular furniture items, such as Desk Shells and Modular Pedestals **must be disassembled** prior to moving or relocating to avoid damage to the furniture.
- Hutch and wall cabinet doors may require field adjustment, from time to time, due to shifting weight load factors inside the cabinet.
- Touch-up of wood furniture should only be attempted by a qualified refinisher/touch-up technician. Contact your furniture dealer if this need should arise.

DESCOR LIMITED LIFETIME WARRANTY

Descor will, at no cost to the original purchaser and for as long as the original purchaser owns a Descor product repair or replace with a comparable product, at Descor's option, any part or product sold after January 01, 2001, which fails as a result of a defect in its design, materials or workmanship. For all purposes of this warranty, the term "purchaser" is defined as the entity or individual acquiring a new Descor product as the initial purchase thereof either from Descor or an authorized Descor dealer.

Exceptions to this warranty include:

- Descor warrants wood casegoods products to be free from defects in materials and workmanship for a period of 10 years, of single shift service, from the date of delivery.
- Lighting products and grommets are warranted for one year from date of delivery.
- Custom electrical solutions may carry varying warranty coverage.
- Descor fabrics and wood veneers are warranted for 5 years from the date of delivery.
- Electrical components are warranted for 1 years from the date of delivery.
- Moving parts, which include, glides, slides, casters, user adjustable worksurface mechanism are warranted for 5 years from date of delivery.
- Descor warrants its products based on a single shift (40 hours/week). Usage beyond a single shift (40 hours/week) will result in a reduction in the warranty, in proportion to the increased usage.
- Pneumatic cylinders for any product, unless otherwise stated, are warranted for 10 years of single shift (40 hours/week) usage, from date of delivery.

This warranty does not include:

- Customers Own Material or finishes applied to Descor products (which include graded in fabrics, which are treated as Customers Own Material).
- Wood Veneer being a natural material will have shade differences between veneer leaves. This will be more apparent between flitches. Fading on wood veneers can be caused by exposure to UV rays / sunlight.
- Wood color, grain and stain acceptance, which may occur due to the natural elements of wood.
- Ballasts and light bulbs.
- Products which have been modified or which have not been installed or used according to Descor's application and installation guidelines or warnings.
- Products that must be replaced due to normal wear and tear, negligence, abuse, accidents or shipping damage.
- Products used for rental purposes.

In no event shall Descor be liable in either tort or contract for any loss or direct, special, incidental, consequential, or exemplary damages.

This warranty is the customer's sole remedy for product defect. Descor makes no warranties, including the express or implied warranties of merchantability and fitness purpose, other than the express warranties contain herein.

TERMS AND CONDITIONS OF SALE

Prices: Prices are subject to change without notice. All shipments are F.O.B. the plant unless otherwise indicated. All taxes are extra.

Terms: Merchandise shall be invoiced when shipped and payment is due 30 days after invoice date.

Orders: All orders are subject to acceptance by Descor head office and to the Terms of Sale which appear in current price lists.

Orders: All orders are subject to acceptance by Descor head office and to the Terms of Sale which appear in current price lists.

Returns: Merchandise may not be returned without prior written consent. Upon approval, a minimum restocking charge of 35% shall be deducted from the credit note, in addition to any expense incurred should reconditioning be necessary. Return shipping must be prepaid.

Cancellations: All orders are considered firm and not subject to cancellation without our documented approval. Cancellation charges may be required based on expenses incurred during order processing.

Carriers: All shipments shall normally be made through the Buyer's specified carrier. Otherwise Descor shall use its best judgment in selecting a carrier. Prepay and Add Service Charge to cover cost of processing prepaid freight bills, a charge of \$30.00 per shipment will be made. This amount will be included in the "Freight Charges" invoiced by Descor.

Liability: Every effort is employed to effect secure packing for shipment. Descor's liability ends when the carrier issues a clear receipt, acknowledging

automatically that the shipment has been received in good condition.

Claims: It is required that all merchandise be carefully examined by recipient before issuance of clear receipt to carrier. Should the shipment arrive unsound or incomplete, have carrier make proper notation on the delivery receipt and original freight bill as to discrepancy before accepting shipment. Any claim for damage or shortage must be filed by you with the delivering carrier. Descor will not accept return of merchandise damaged in transit.

Changes and Cancellations: Descor reserves the right to institute changes with regard to materials, equipment, specification and designs, as well as to discontinue models at any time without prior notice.

After the date of Descor's acknowledgement of a Purchaser's order, the order may not be changed or cancelled by Purchaser without the written consent of Descor. Special order items already in production are not subject to change or cancellation under any circumstances. Other standard items already in production are subject to a minimum 35% restocking charge, based on list price. A higher percentage may apply, depending on the stage of production.

Finishes: Descor veneers and solid woods are carefully selected for color, tone and grain. Since the distinctive characteristics and nature of wood cause variations, exact matches are not always possible.

Shipping Weight: All shipping weights and cubic sizes as indicated are approximate.

Dimensions: Are approximate. Please contact Descor for specific dimensions required.

FINISHES

Descor Collection Products are Greenguard certified.

GROUP 1 FINISHES (STANDARD FINISHES)

Finish Code	Colour	Veneer Type	Veneer Cut
BTW	Biscotti	White Oak	Rift
JAW	Java	White Oak	Rift
MCW	Moch	White Oak	Rift
CRW	Coral	White Oak	Rift
EVW	Evening Oak	White Oak	Rift
MTW	Milestone	White Oak	Rift
CAW	Cocoa Walnut	Walnut	Flat
DWW	Dark Walnut	Walnut	Flat
EWV	Empress Walnut	Walnut	Flat
LTW	Latte Walnut	Walnut	Flat
MHW	Mahogany on Walnut	Walnut	Flat
WLW	Walnut	Walnut	Flat
NLW	Natural Walnut	Walnut	Flat
ULW	Umber Walnut	Walnut	Flat
ACW	Amber Cherry	Cherry	Flat
DCW	Dark Cherry	Cherry	Flat
RCW	Red Cherry	Cherry	Flat
WCW	Windsor Cherry	Cherry	Flat
AMW	Almond Cherry	Cherry	Flat
VNW	Vintage Cherry	Cherry	Flat
HAW	Hazelnut	Maple	Flat
MPW	Maple	Maple	Flat
SMW	Sugar Maple	Maple	Flat
WMW	White Maple	Maple	Flat
OYW	Oyster Maple	Maple	Flat
SHW	Sahara Maple	Maple	Flat

GROUP 2 FINISHES (ADD 25% UPCHARGE)

Finish Code	Colour	Veneer Type	Veneer Cut
CNW	Cognac	Figured Anigre	Quarter
BRW	Butternut	Figured Anigre	Quarter

FOUNDATION ENGINEERED VENEER

Finish Code	Colour	Veneer Type	Veneer Cut
NTF	Natural	Maple Reconstituted	Rift
TLF	Twilight	Maple Reconstituted	Rift
CIF	Chai	White Oak Reconstituted	Rift
FGF	Fig	White Oak Reconstituted	Rift
RVF	Riviera	White Oak Reconstituted	Rift
STF	Sumatra	White Oak Reconstituted	Rift
WHF	Wheat	White Oak Reconstituted	Rift
MTF	Metro	White Oak Reconstituted	Rift
MSF	Mesa	White Oak Reconstituted	Rift
CHF	Cashmere	White Oak Reconstituted	Rift
SNF	Sienna	White Oak Reconstituted	Rift
WIF	Winter	White Oak Reconstituted	Rift

METAL FINISHES

Finish Code	Colour
E	Black
K	Tungsten (Silver)
P	Brushed Chrome
DWT	Designer White

GLASS FINISH (GLASS DOORS AND MODESTY PANELS)

Frosted Glass	Standard
Aluminium Frame Back-	Add 10% upcharge to list price
Painted White Glass	
Magnetic or Writable Glass	Contact Customer Service - Quote Required

ALL STORAGE UNITS

Two tone finish	Add 15% upcharge to list price
All painted	No upcharge

FINISH OPTIONS

Full Fill available (Add 5% upcharge to the List Price)

Walnut Tops	Add suffix "2" to the end of the finish code
Cherry Tops	Add suffix "2" to the end of the finish code
Anigre Tops	Add suffix "2" to the end of the finish code
Maple Tops	Add suffix "2" to the end of the finish code

Custom Staining (Please Contact Customer Service)

up to \$50,000	Add \$528 Flat Fee and 15% to the List Price
\$50,000 and \$200,000	Add 15% upcharge to the List Price
over \$200,000	No upcharge

Special Finish Options

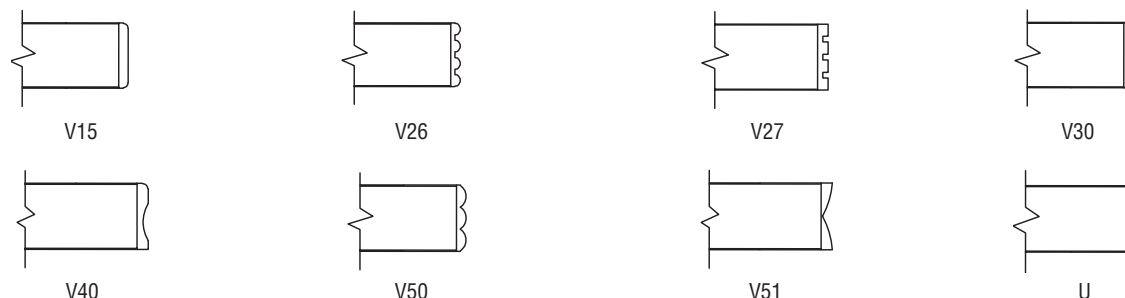
Custom Veneers Please contact Customer Service for selection and pricing
 Laminate Inlays Please contact Customer Service - Surcharges may apply
 FSC option available Please contact Customer Service - No upcharge

Solid Colours on MDF

DESCOR FINISH		CODE
Black	(solid colour)	BLM
Chantilly	(solid colour)	CHM
Cloud	(solid colour)	CLM
Dove	(solid colour)	DVM
Oyster	(solid colour)	OSM
Tungsten	(solid colour)	TNM
White	(solid colour)	WHM

• For Doors, Drawer Fronts and Deocrative Panels (two tone finish) upcharge 15%

EDGES AVAILABLE



Other Edge Profiles are available, please contact Customer Service.

BIRCH DRAWER OPTION

Code	Description	Upcharge
DMD	Box, Box, File Drawer -15"	\$175
EMD	File, File Drawer - 15"	\$175
B15MD	Box, File Drawer - 15"	\$175
B30MD	Lat.Box, Lat.File Drawer - 30"	\$212
B36MD	Lat.Box, Lat.File Drawer - 36"	\$212
NMD	Two Lat.File Drawer - 30"	\$212
FMD	Two Lat.File Drawer - 36"	\$212
3EMD	Three File Drawer - 30"	\$260
N3MD	Three Lat.File Drawer - 30"	\$318
F3MD	Three Lat.File Drawer - 36"	\$318
N4MD	Four Lat.File Drawer - 30"	\$359
F4MD	Four Lat.File Drawer - 36"	\$359
N6MD	Six Lat.File Drawer - 30"	\$571
F6MD	Six Lat.File Drawer - 36"	\$571
ZMD	Z Combination Pedestal - 36"	\$256

HANDLES AVAILABLE



PL33
Black Moon Pull, 4"



PL34
Nickel Moon Pull, 4"



PL64
Contemporary Nickel Pull, 5 3/8"



PL66
Transitional Nickel Pull, 6 3/4"



PL92
Silver Bar, 5 3/8"



PL93
Black Bar, 5 3/8"



PL94
Silver Rectangular Handle, 5 3/8"




PL95
Black Rectangular Handle, 5 3/8"



PL96
Silver Slimline Pull, 5 3/8"



PL97
Black Slimline Pull, 5 3/8"



PL98
Silver Princeton Bar, 5 3/8"



PL99
Black Princeton Bar, 5 3/8"



PLS7
Black Spaghetti Pull, 7 3/8"



PLS8
Silver Spaghetti Pull, 7 3/8"

- If Handle is specified:
 - Black Handle = Black Lock & Grommet.
 - Silver, Nickel and Tungsten Handle = Tungsten Lock & Grommet.
- If Handle is not specified, Routed Pull, Black Lock & Grommet are standard.
- COM Handles are available, please contact Customer Service

TACKBOARD FABRICS - GRADE 1

Tackboards are standard in Global Furniture Group Grade 1 panel textiles, please refer to the following website for the current offering.

<https://www.globalfurnituregroup.com/ca/workplace>

To find Panel Textiles choose the Resources tab and click on Textiles. Select Panel Textiles Grade 1 for standard offering.

KEY ALIKE FORM

DATE

ACK.NO. (PROVIDED BY DESCOR)

PAGE(S)

of

CUSTOMER PO#

SPECIAL INTRUCTIONS

INITIATED BY

ADD ON

ORIGINAL PO#

KEY NO.

W401 to W500 Inclusive

TAG AREA

QUANTITY

DESCOR USE ONLY

Key Area Total

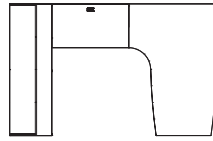
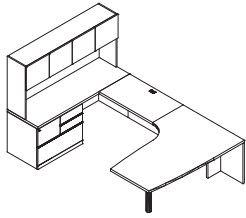
Checked Total

Quantity

Print Initials

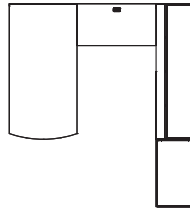
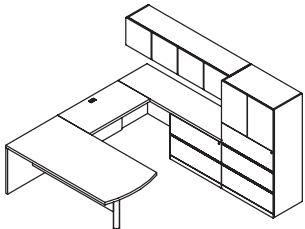
NOTE: If Key Alike Instructions are not Submitted to DESCOR INDUSTRIES with the Customer's Purchase Order, all components will be keyed randomly.

V-01



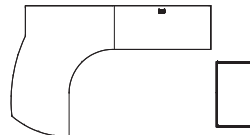
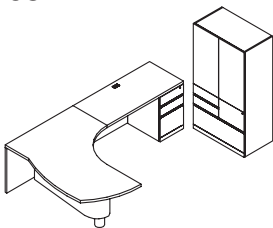
QUANTITY	CODE	DESCRIPTION	V	U
1	C72SH36	36" High Storage Hutch with Wood Doors	3599	3599
1	VCL7224Z	Single Pedestal Credenza with Combination Storage on Left	5430	5171
1	VBT4224NLRCG	Right Linking Bridge to join Corner Worksurface to Desk or Credenza	1378	1315
1	VTBPR72364824	Right Boat Shaped Piano Table Desk	4864	4633
TOTAL			\$15,271	\$14,718

V-02



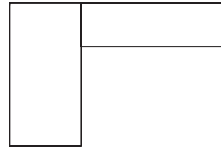
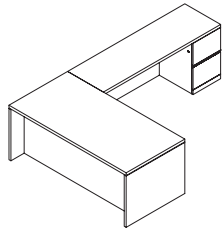
QUANTITY	CODE	DESCRIPTION	V	U
1	C14D20W36H65	Storage Cabinet with Doors and Adj. Shelf above 3 Lat. File Drawers	5149	5149
1	CSF72	Wall Mount Storage with Wood Doors	2569	2569
1	VBT4224CG	Executive Bridge with Full Back Panel	1503	1431
1	VCR7220F	Single Pedestal Credenza with 36" Lat. File on Right	4340	4132
1	VQDDBE7236	Connecting Bow End Table Desk	4226	4026
TOTAL			\$17,786	\$17,306

V-03



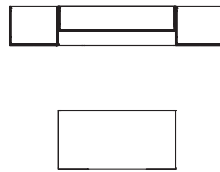
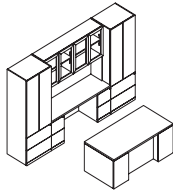
QUANTITY	CODE	DESCRIPTION	V	U
1	VWWD	Modular BBF Pedestal	1812	1812
1	C15D20W36H65R	Storage Cabinet with Doors & Adj. Shelves above Right Combination Storage	4840	4840
1	VVR5424CG	Right Linking Return to be used with Corner Unit	2188	2085
1	VETHPCL7232	Left Delta Shaped Piano Table Desk	6025	5740
TOTAL			\$14,863	\$14,476

V-04



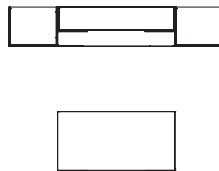
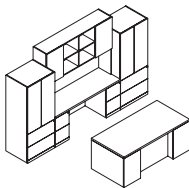
QUANTITY	CODE	DESCRIPTION	V	U
1	VERR4222ECG	Executive Return Right with FF Pedestal on Right	2831	2696
1	VSL7236D	Single Pedestal Desk with BBF on Left	4159	3961
TOTAL			\$6,991	\$6,658

V-05



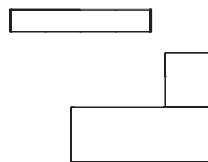
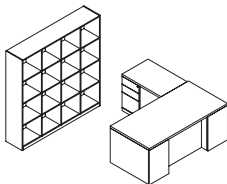
QUANTITY	CODE	DESCRIPTION	V	U
1	VID7236DE	Double Pedestal Desk, Breakfront Style with BBF on Left & FF on Right	6002	5717
1	VCK7224EE	Double Pedestal Credenza with FF Pedestal Left and FF Pedestal Right	5660	5390
1	C722SH54G	54" High Storage Hutch with Aluminum Framed Glass Doors	6955	6955
2	C13D24W30H84	Storage Cabinet with Doors and 2 Adjustable Shelves above 2 Lateral File Drawers	12219	12219
TOTAL			\$30,836	\$30,281

V-06



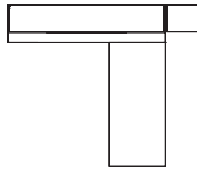
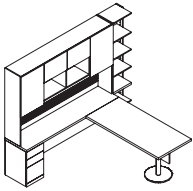
QUANTITY	CODE	DESCRIPTION	V	U
1	VID7236DE	Double Pedestal Desk, Breakfront Style with BBF Pedestal Left & FF Pedestal Right	6002	5717
1	VCK7224EE	Double Pedestal Credenza with FF on Left & FF on Right	5660	5390
1	C722SH54DOOD	54" High Storage Hutch-Special	5394	5394
2	C13D24W30H72	Storage Cabinet with Doors & Adj. Shelf above 2 Lat. File Drawers	10478	10478
TOTAL			\$27,533	\$26,978

V-07



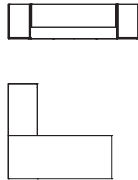
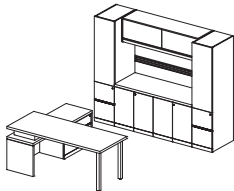
QUANTITY	CODE	DESCRIPTION	V	U
1	VISR7236D	Single Pedestal Desk, Breakfront Style with BBF on Right	5337	5083
1	VERL4222DCG	Executive Return Left with BBF on Left	2831	2696
1	CB7215H72	4 X 4 Cubicle Bookcase with Fixed Shelves	4531	4531
TOTAL			\$12,700	\$12,309

V-08



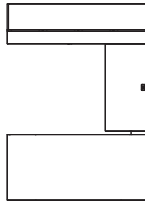
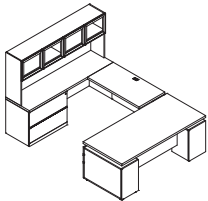
QUANTITY	CODE	DESCRIPTION	V	U
1	V6630CGT	Rectangle Shaped Table Top - Special	1718	1637
1	CMP60W	Wood Straight Modestay Panel hanging from Top	1136	1136
1	F3P18	Metal Flat Plate Base Upgrade	1041	1041
1	MP53	Mending Plates - Special	24	24
1	CB7S1815H84	Open Bookcase- Special	2509	2509
1	VCL8420D	Single Pedestal Credenza with BBF on Left	4360	4153
1	C84SH54/S	Custom Storage Hutch - Special	6416	6416
1	CTSAS84H26	Tackboard with an Accessory Rail	1682	1682
TOTAL			\$18,884	\$18,596

V-09



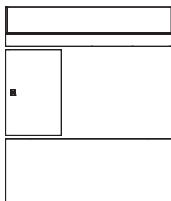
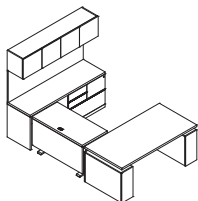
QUANTITY	CODE	DESCRIPTION	V	U
1	VR7230	Connecting Rectangular Shaped Table Desk	1947	1887
1	VC6620H23	Credenza Shell with Full Back Panel 23" High	2364	2252
1	VSPBOX1620	Worksurface Spacer with Glass Shelf	589	589
1	VWB30	Modular Lateral File Box and File Drawer	2056	2056
1	C17D22W16H72R	Right Storage Cabinet with Adj. Shelves above FF Drawers	3854	3854
1	C17D22W16H72L	Left Storage Cabinet with Adj. Shelves above FF Drawers	3854	3854
1	VC6022MM	Full Storage Credenza with 2 Sets of Storage Cabinets	4298	4093
1	CSF60GSL	Wall Mount Storage with Sliding Glass Doors	3457	3457
1	TSAS60H26	Wall Mount Tackboard with Accessory Rail	1211	1211
TOTAL			\$23,629	\$23,253

V-10



QUANTITY	CODE	DESCRIPTION	V	U
1	C78SH36G	36" High Storage Hutch with Glass Doors	5740	5740
1	CTS78	Tackboard for 36" High Non Pigeon-Hole Hutch	741	741
1	VCL7822F	Single Pedestal Credenza with 36" Lat. File on Left	4936	4703
1	VBT4822NLRG	Right Linking Bridge to join Corner Worksurface to Desk or Credenza	1620	1543
1	VHASP	Spacer	296	296
1	VHAISR7836D	Height Adj. Single Pedestal Desk	7432	7080
TOTAL			\$20,765	\$20,103

V-11

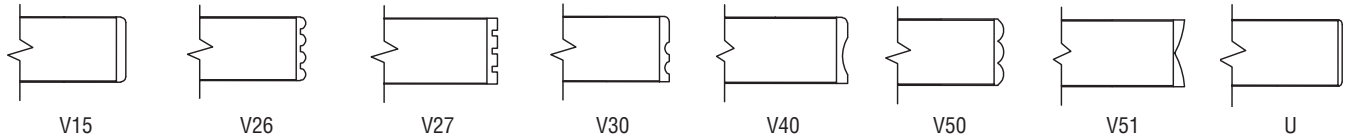


QUANTITY	CODE	DESCRIPTION	V	U
1	CSF72	Wall Mount Storage with Wood Doors	2569	2569
1	TS72H26	Wall Mount Tackboard	1020	1020
1	VCR7222Z	Single Pedestal Credenza with Combination Storage on Right	4978	4739
1	VHABT4824	Height Adj. Bridge	5148	4902
1	VHA7236TP	Height Adj. Desk	6543	6230
TOTAL			\$20,257	\$19,459

DESKS • TECHNICAL INFORMATION

- All Desks are shipped assembled.
- Kneewell locking standard.
- Desks come in a variety of modesty options: Straight, Glass, and Breakfront Styles.

- If Handle is specified:
 - Black and Brass Handle = Black Lock & Grommet.
 - Silver, Nickel and Tungsten Handle = Tungsten Lock & Grommet.
- If Handle is not specified Routed Pull, Black Lock & Grommet are standard.



DESKS • GUIDELINES FOR ORDERING PRODUCT

CODES: The price list uses a numbering system with meaningful alphanumeric characters to create a simple-to-understand product number. This makes specifying the product easy and accurate.

SPECIFICATION EXAMPLE OF A DESK UNIT

PRODUCT CODE:

VMD8442ED
 V = Versailles Series
 MD = Double Pedestal Bow Top Desk
 8442 = Size: Width x Depth
 ED = Pedestal Configuration: FF on Left & BBF on Right

FINISH: Choose Finish

EDGE: Choose Edge

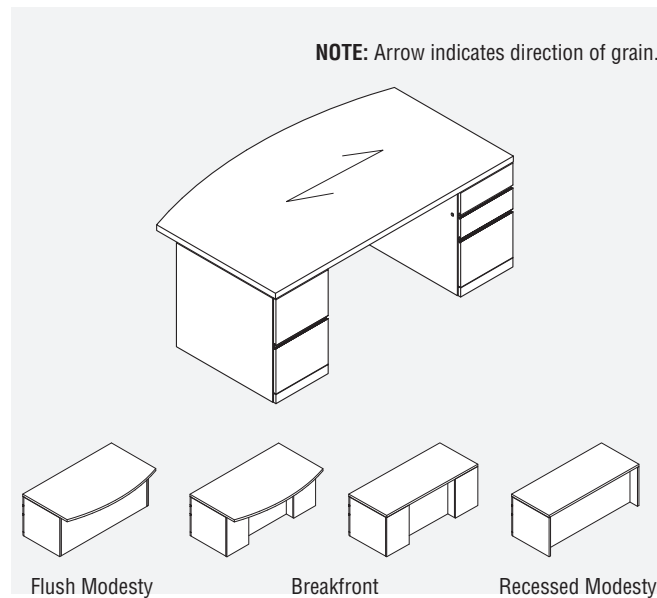
HANDLE: Choose Handle

Optional Grommet Locations:

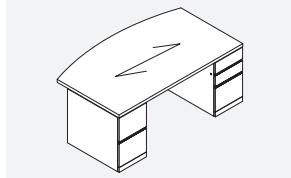
TL - Top Left
 TR - Top Right

For Grommet Location see Page A.13

NOTE: Arrow indicates direction of grain.



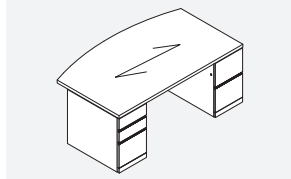
VMD-ED • Double Pedestal Bow Top Desk with FF on Left & BBF on Right



PRODUCT CODE	PRICE		SIZE (INCHES)			WEIGHT LBS	VOL FT3
	V	U	H	W	D		
VMD8442ED	7489	7132	29	84	42	397	59
VMD7842ED	6951	6621	29	78	42	382	55
VMD7242ED	6415	6109	29	72	42	367	51
VMD6636ED	6224	5927	29	66	36	335	40

- Full Height Modesty Panel

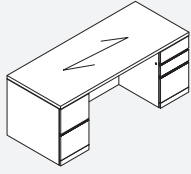
VMD-DE • Double Pedestal Bow Top Desk with BBF on Left & FF on Right



PRODUCT CODE	PRICE		SIZE (INCHES)			WEIGHT LBS	VOL FT3
	V	U	H	W	D		
VMD8442DE	7489	7132	29	84	42	397	59
VMD7842DE	6951	6621	29	78	42	382	55
VMD7242DE	6415	6109	29	72	42	367	51
VMD6636DE	6224	5927	29	66	36	335	40

- Full Height Modesty Panel

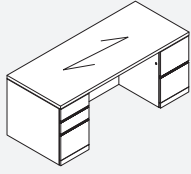
VD-ED • Double Pedestal Desk with FF on Left & BBF on Right



PRODUCT CODE	PRICE		SIZE (INCHES)			WEIGHT LBS	VOL FT3
	V	U	H	W	D		
VD8442ED	6366	6062	29	84	42	432	59
VD7842ED	5913	5631	29	78	42	411	55
VD7236ED	5453	5195	29	72	36	365	44
VD7230ED	5375	5118	29	72	30	335	36
VD6636ED	5375	5118	29	66	36	350	40
VD6630ED	5288	5038	29	66	30	320	33
VD6030ED	5123	4879	29	60	30	305	30

- Full Height Modesty Panel

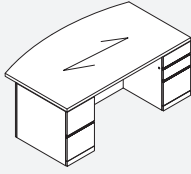
VD-DE • Double Pedestal Desk with BBF on Left & FF on Right



PRODUCT CODE	PRICE		SIZE (INCHES)			WEIGHT LBS	VOL FT3
	V	U	H	W	D		
VD8442DE	6366	6062	29	84	42	432	59
VD7842DE	5913	5631	29	78	42	411	55
VD7236DE	5453	5195	29	72	36	365	44
VD7230DE	5375	5118	29	72	30	335	36
VD6636DE	5375	5118	29	66	36	350	40
VD6630DE	5288	5038	29	66	30	320	33
VD6030DE	5123	4879	29	60	30	305	30

- Full Height Modesty Panel

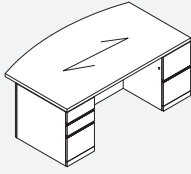
VMiD-ED • Double Pedestal Bow Top Desk, Breakfront Style with FF on Left & BBF on Right



PRODUCT CODE	PRICE		SIZE (INCHES)			WEIGHT LBS	VOL FT3
	V	U	H	W	D		
VMiD8442ED	8231	7841	29	84	42	397	59
VMiD7842ED	7647	7284	29	78	42	382	55
VMiD7242ED	7057	6719	29	72	42	367	51
VMiD6636ED	6842	6515	29	66	36	335	40

- Inset Full Height Modesty Panel
- For Aluminum Framed Glass Modesty option, please contact Customer Service

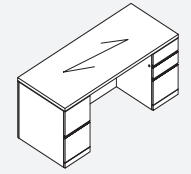
VMiD-DE • Double Pedestal Bow Top Desk, Breakfront Style with BBF on Left & FF on Right



PRODUCT CODE	PRICE		SIZE (INCHES)			WEIGHT LBS	VOL FT3
	V	U	H	W	D		
VMiD8442DE	8231	7841	29	84	42	397	59
VMiD7842DE	7647	7284	29	78	42	382	55
VMiD7242DE	7057	6719	29	72	42	367	51
VMiD6636DE	6842	6515	29	66	36	335	40

- Inset Full Height Modesty Panel
- For Aluminum Framed Glass Modesty option, please contact Customer Service

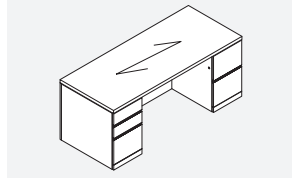
ViD-ED • Double Pedestal Desk, Breakfront Style with FF on Left & BBF on Right



PRODUCT CODE	PRICE		SIZE (INCHES)			WEIGHT LBS	VOL FT3
	V	U	H	W	D		
ViD8442ED	7003	6668	29	84	42	432	59
ViD7842ED	6500	6191	29	78	42	411	55
ViD7236ED	6002	5717	29	72	36	365	44
ViD7230ED	5913	5631	29	72	30	335	36
ViD6636ED	5913	5631	29	66	36	350	40
ViD6630ED	5819	5541	29	66	30	320	33
ViD6030ED	5631	5364	29	60	30	305	30

- Inset Full Height Modesty Panel
- For Aluminum Framed Glass Modesty option, please contact Customer Service

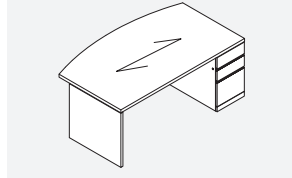
ViD-DE • Double Pedestal Desk, Breakfront Style with BBF on Left & FF on Right



PRODUCT CODE	PRICE		SIZE (INCHES)			WEIGHT LBS	VOL FT3
	V	U	H	W	D		
VID8442DE	7003	6668	29	84	42	432	59
VID7842DE	6500	6191	29	78	42	411	55
VID7236DE	6002	5717	29	72	36	365	44
VID7230DE	5913	5631	29	72	30	335	36
VID6636DE	5913	5631	29	66	36	350	40
VID6630DE	5819	5541	29	66	30	320	33
VID6030DE	5631	5364	29	60	30	305	30

- Inset Full Height Modesty Panel
- For Aluminum Framed Glass Modesty option, please contact Customer Service

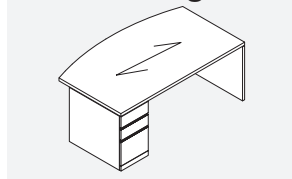
VMSR-D • Single Pedestal Bow Top Desk with BBF on Right



PRODUCT CODE	PRICE		SIZE (INCHES)			WEIGHT LBS	VOL FT3
	V	U	H	W	D		
VMSR8442D	5931	5647	29	84	42	347	59
VMSR7842D	5510	5247	29	78	42	332	55
VMSR7242D	5088	4846	29	72	42	317	51
VMSR6636D	4890	4657	29	66	36	285	40

- Full Height Modesty Panel

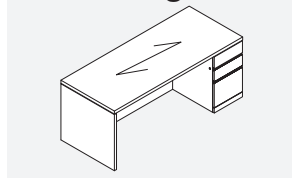
VMSL-D • Single Pedestal Bow Top Desk with BBF on Left



PRODUCT CODE	PRICE		SIZE (INCHES)			WEIGHT LBS	VOL FT3
	V	U	H	W	D		
VMSL8442D	5931	5647	29	84	42	347	59
VMSL7842D	5510	5247	29	78	42	332	55
VMSL7242D	5088	4846	29	72	42	317	51
VMSL6636D	4890	4657	29	66	36	285	40

- Full Height Modesty Panel

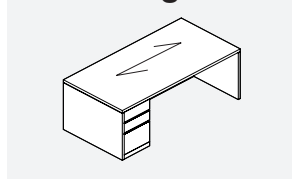
VSR-D • Single Pedestal Desk with BBF on Right



PRODUCT CODE	PRICE		SIZE (INCHES)			WEIGHT LBS	VOL FT3
	V	U	H	W	D		
VSR8442D	5660	5389	29	84	42	382	59
VSR7842D	5258	5008	29	78	42	361	55
VSR7236D	4159	3961	29	72	36	315	44
VSR7230D	3977	3788	29	72	30	285	36
VSR6636D	3977	3788	29	66	36	300	40
VSR6630D	3795	3614	29	66	30	270	33
VSR6030D	3626	3455	29	60	30	255	30

- Full Height Modesty Panel

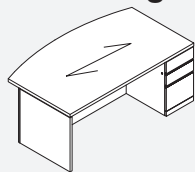
VSL-D • Single Pedestal Desk with BBF on Left



PRODUCT CODE	PRICE		SIZE (INCHES)			WEIGHT LBS	VOL FT3
	V	U	H	W	D		
VSL8442D	5660	5389	29	84	42	382	59
VSL7842D	5258	5008	29	78	42	361	55
VSL7236D	4159	3961	29	72	36	315	44
VSL7230D	3977	3788	29	72	30	285	36
VSL6636D	3977	3788	29	66	36	300	40
VSL6630D	3795	3614	29	66	30	270	33
VSL6030D	3626	3455	29	60	30	255	30

- Full Height Modesty Panel

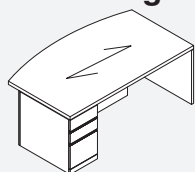
VMiSR-D • Single Pedestal Bow Top Desk, Breakfront Style with BBF on Right



PRODUCT CODE	PRICE		SIZE (INCHES)			WEIGHT LBS	VOL FT3
	V	U	H	W	D		
VMISR8442D	6526	6215	29	84	42	347	59
VMISR7842D	6060	5772	29	78	42	332	55
VMISR7242D	5591	5324	29	72	42	317	51
VMISR6636D	5378	5123	29	66	36	285	40

- Inset Full Height Modesty Panel
- For Aluminum Framed Glass Modesty option, please contact Customer Service

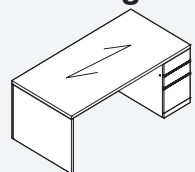
VMiSL-D • Single Pedestal Bow Top Desk, Breakfront Style with BBF on Left



PRODUCT CODE	PRICE		SIZE (INCHES)			WEIGHT LBS	VOL FT3
	V	U	H	W	D		
VMISL8442D	6526	6215	29	84	42	347	59
VMISL7842D	6060	5772	29	78	42	332	55
VMISL7242D	5591	5324	29	72	42	317	51
VMISL6636D	5378	5123	29	66	36	285	40

- Inset Full Height Modesty Panel
- For Aluminum Framed Glass Modesty option, please contact Customer Service

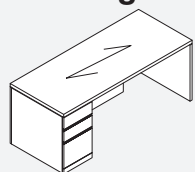
ViSR-D • Single Pedestal Desk, Breakfront Style with BBF on Right



PRODUCT CODE	PRICE		SIZE (INCHES)			WEIGHT LBS	VOL FT3
	V	U	H	W	D		
VISR8442D	6229	5932	29	84	42	382	59
VISR7842D	5781	5503	29	78	42	361	55
VISR7236D	5337	5083	29	72	36	315	44
VISR7230D	4373	4164	29	72	30	285	36
VISR6636D	4373	4164	29	66	36	300	40
VISR6630D	4172	3972	29	66	30	270	33
VISR6030D	3988	3796	29	60	30	255	30

- Inset Full Height Modesty Panel
- For Aluminum Framed Glass Modesty option, please contact Customer Service

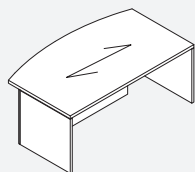
ViSL-D • Single Pedestal Desk, Breakfront Style with BBF on Left



PRODUCT CODE	PRICE		SIZE (INCHES)			WEIGHT LBS	VOL FT3
	V	U	H	W	D		
VISL8442D	6229	5932	29	84	42	382	59
VISL7842D	5781	5503	29	78	42	361	55
VISL7236D	5337	5083	29	72	36	315	44
VISL7230D	4373	4164	29	72	30	285	36
VISL6636D	4373	4164	29	66	36	300	40
VISL6630D	4172	3972	29	66	30	270	33
VISL6030D	3988	3796	29	60	30	255	30

- Inset Full Height Modesty Panel
- For Aluminum Framed Glass Modesty option, please contact Customer Service

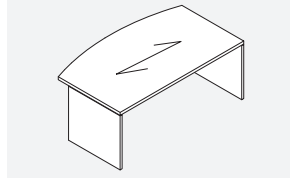
VMiT • Desk Shell with Bow Top, Breakfront Style



PRODUCT CODE	PRICE		SIZE (INCHES)			WEIGHT LBS	VOL FT3
	V	U	H	W	D		
VMIT8442	5346	5092	29	84	42	297	59
VMIT7842	5004	4765	29	78	42	282	55
VMIT7242	4662	4439	29	72	42	267	51
VMIT6636	4470	4259	29	66	36	235	40

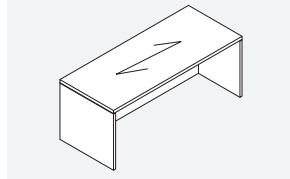
- Full Height Modesty Panel

VMT • Desk Shell with Bow Top and Recessed Full Modesty Panel



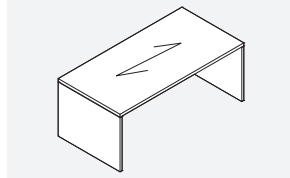
PRODUCT CODE	PRICE		SIZE (INCHES)			WEIGHT LBS	VOL FT3
	V	U	H	W	D		
VMT8442	4798	4571	29	84	42	297	59
VMT7842	4456	4245	29	78	42	282	55
VMT7242	4113	3917	29	72	42	267	51
VMT6636	3923	3737	29	66	36	235	40

VT • Desk Shell with Recessed Modesty Panel



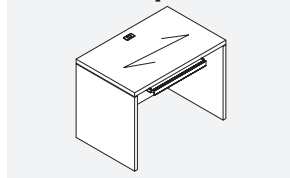
PRODUCT CODE	PRICE		SIZE (INCHES)			WEIGHT LBS	VOL FT3
	V	U	H	W	D		
VT8442	4468	4255	29	84	42	332	54
VT7842	4144	3946	29	78	42	311	52
VT8436	3825	3643	29	84	36	317	51
VT7836	3551	3383	29	78	36	296	47
VT7236	3280	3125	29	72	36	265	44
VT6636	3089	2940	29	66	36	250	40
VT7230	3089	2940	29	72	30	235	36
VT6630	2900	2761	29	66	30	220	33
VT6030	2651	2526	29	60	30	205	30

VQT • Desk Shell with Recessed 3/4 Modesty Panel



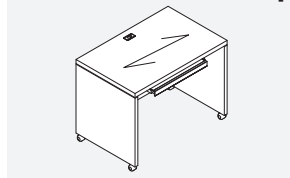
PRODUCT CODE	PRICE		SIZE (INCHES)			WEIGHT LBS	VOL FT3
	V	U	H	W	D		
VQT8436	3650	3467	29	84	36	317	51
VQT7836	3386	3215	29	78	36	296	47
VQT7236	3127	2971	29	72	36	265	44
VQT7230	2951	2805	29	72	30	250	40
VQT6636	2951	2805	29	66	36	235	36
VQT6630	2779	2639	29	66	30	220	33
VQT6030	2555	2428	29	60	30	205	30

VCT • Computer Table with Pull Out Keyboard Tray



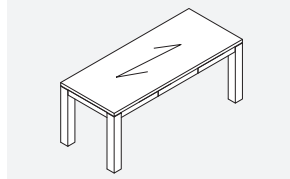
PRODUCT CODE	PRICE		SIZE (INCHES)			WEIGHT LBS	VOL FT3
	V	U	H	W	D		
VCT3925	2386	2273	29	39	25	180	16

VCT-C • Mobile Computer Table with Pull Out Keyboard Tray



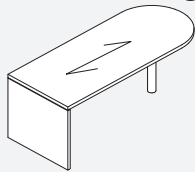
PRODUCT CODE	PRICE		SIZE (INCHES)			WEIGHT LBS	VOL FT3
	V	U	H	W	D		
VCT3925C	2489	2371	29	39	25	180	16

VTB • Table Desk with 3" Apron, Centre Pencil Drawer and 4" Square Legs



PRODUCT CODE	PRICE		SIZE (INCHES)			WEIGHT LBS	VOL FT3
	V	U	H	W	D		
VTB8442	8403	8003	29	84	42	272	59
VTB7842	7802	7429	29	78	42	253	55
VTB7236	6174	5881	29	72	36	205	44
VTB7230	6060	5772	29	72	30	192	36
VTB6636	6060	5772	29	66	36	192	40
VTB6630	5943	5660	29	66	30	188	33
VTB6030	5660	5389	29	60	30	188	30

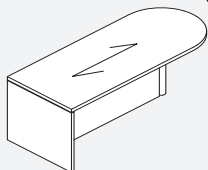
VDD • Connecting “D” Shaped Table Desk



PRODUCT CODE	PRICE		SIZE (INCHES)			WEIGHT	VOL
	V	U	H	W	D	LBS	FT3
VDD8436	4281	4077	29	84	36	343	51
VDD7236	3667	3494	29	72	36	294	44
VDD7230	3457	3293	29	72	30	264	36
VDD6636	3457	3293	29	66	36	245	40
VDD6030	3409	3246	29	60	30	225	30

• Wood Column Support and Full End Panel

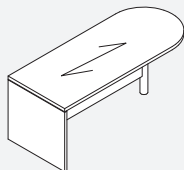
VDDF • Connecting “D” Shaped Table Desk



PRODUCT CODE	PRICE		SIZE (INCHES)			WEIGHT	VOL
	V	U	H	W	D	LBS	FT3
VDDF8436	5259	5008	29	84	36	368	51
VDDF7236	4509	4297	29	72	36	320	44
VDDF7230	4253	4049	29	72	30	290	36
VDDF6636	4253	4049	29	66	36	271	40
VDDF6030	4115	3920	29	60	30	247	30

• Wood Column Support, Full Modesty Panel and End Panel

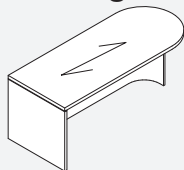
VQDD • Connecting “D” Shaped Table Desk



PRODUCT CODE	PRICE		SIZE (INCHES)			WEIGHT	VOL
	V	U	H	W	D	LBS	FT3
VQDD8436	4931	4699	29	84	36	357	51
VQDD7236	4226	4026	29	72	36	311	44
VQDD7230	3969	3780	29	72	30	281	36
VQDD6636	3969	3780	29	66	36	264	40
VQDD6030	3838	3653	29	60	30	247	30

• Wood Column Support, 3/4 Modesty Panel and Full End Panel

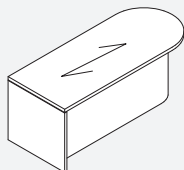
VDDCR • Right Connecting “D” Shaped Table Desk



PRODUCT CODE	PRICE		SIZE (INCHES)			WEIGHT	VOL
	V	U	H	W	D	LBS	FT3
VDDCR8436	5590	5323	29	84	36	368	51
VDDCR7236	4789	4562	29	72	36	320	44
VDDCR7230	4528	4311	29	72	30	290	36
VDDCR6636	4528	4311	29	66	36	270	40
VDDCR6030	4400	4188	29	60	30	242	30

• Full Height Curved Modesty Panel and End Panel

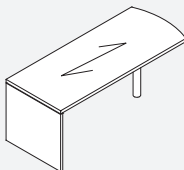
VDDCL • Left Connecting “D” Shaped Table Desk



PRODUCT CODE	PRICE		SIZE (INCHES)			WEIGHT	VOL
	V	U	H	W	D	LBS	FT3
VDDCL8436	5590	5323	29	84	36	368	51
VDDCL7236	4789	4562	29	72	36	320	44
VDDCL7230	4528	4311	29	72	30	290	36
VDDCL6636	4528	4311	29	66	36	270	40
VDDCL6030	4400	4188	29	60	30	242	30

• Full Height Curved Modesty Panel and End Panel

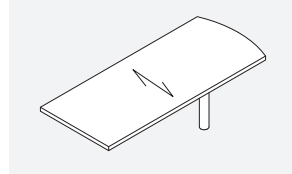
VDDBE • Connecting Bow End Table Desk



PRODUCT CODE	PRICE		SIZE (INCHES)			WEIGHT	VOL
	V	U	H	W	D	LBS	FT3
VDDBE8436	4281	4077	29	84	36	343	51
VDDBE7236	3667	3494	29	72	36	294	44
VDDBE7230	3409	3246	29	72	30	264	36
VDDBE6636	3409	3246	29	66	36	245	40
VDDBE6030	3276	3119	29	60	30	225	30

• Wood Column Support and Full End Panel

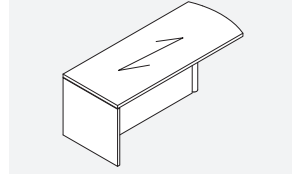
VRDBE • Connecting Bow End Table Desk



PRODUCT CODE	PRICE		SIZE (INCHES)			WEIGHT LBS	VOL FT3
	V	U	H	W	D		
VRDBE8436CG	3289	3132	29	84	36	135	51
VRDBE7236CG	2819	2684	29	72	36	121	44
VRDBE7230CG	2639	2512	29	72	30	99	36
VRDBE6636CG	2639	2512	29	66	36	99	40
VRDBE6030CG	2454	2339	29	60	30	83	30

- Wood Column Support

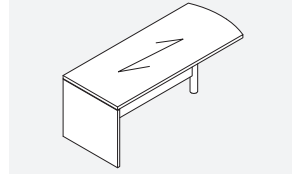
VDDBEF • Connecting Bow End Table Desk



PRODUCT CODE	PRICE		SIZE (INCHES)			WEIGHT LBS	VOL FT3
	V	U	H	W	D		
VDDBEF8436	5259	5008	29	84	36	368	51
VDDBEF7236	4509	4297	29	72	36	320	44
VDDBEF7230	4253	4049	29	72	30	290	36
VDDBEF6636	4253	4049	29	66	36	271	40
VDDBEF6630	4115	3920	29	60	30	247	30

- Wood Column Support, Full Modesty Panel and Full End Panel

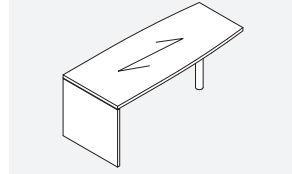
VQDDBE • Connecting Bow End Table Desk



PRODUCT CODE	PRICE		SIZE (INCHES)			WEIGHT LBS	VOL FT3
	V	U	H	W	D		
VQDDBE8436	4931	4699	29	84	36	357	51
VQDDBE7236	4226	4026	29	72	36	311	44
VQDDBE7230	3969	3780	29	72	30	281	36
VQDDBE6636	3969	3780	29	66	36	264	40
VQDDBE6030	3838	3653	29	60	30	247	30

- Wood Column Support, 3/4 Modesty Panel and Full End Panel

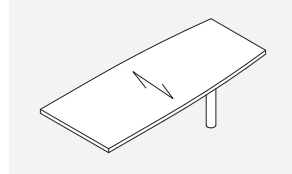
VDDBS • Connecting Boat Shaped Table Desk



PRODUCT CODE	PRICE		SIZE (INCHES)			WEIGHT LBS	VOL FT3
	V	U	H	W	D		
VDDBS8442	5066	4825	29	84	42	414	59
VDDBS8436	4281	4077	29	84	36	343	51
VDDBS7236	3667	3494	29	72	36	314	44
VDDBS7230	3409	3246	29	72	30	284	36
VDDBS6636	3409	3246	29	66	36	265	40
VDDBS6030	3276	3119	29	60	30	245	30

- Wood Column Support and Full End Panel

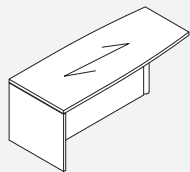
VRDBS • Connecting Boat Shaped Table Desk



PRODUCT CODE	PRICE		SIZE (INCHES)			WEIGHT LBS	VOL FT3
	V	U	H	W	D		
VRDBS8442CG	3840	3655	29	84	42	179	59
VRDBS8436CG	3289	3132	29	84	36	155	51
VRDBS7236CG	2819	2684	29	72	36	141	44
VRDBS7230CG	2639	2512	29	72	30	119	36
VRDBS6636CG	2639	2512	29	66	36	119	40
VRDBS6030CG	2454	2339	29	60	30	103	30

- Wood Column Support


VDDBSF • Connecting Boat Shaped Table Desk



PRODUCT CODE	PRICE		SIZE (INCHES)			WEIGHT	VOL
	V	U	H	W	D	LBS	FT3
VDDBSF8442	6137	5844	29	84	42	429	59
VDDBSF8436	5259	5008	29	84	36	368	51
VDDBSF7236	4509	4297	29	72	36	320	44
VDDBSF7230	4253	4049	29	72	30	290	36
VDDBSF6636	4253	4049	29	66	36	271	40
VDDBSF6030	4115	3920	29	60	30	247	30

• Wood Column Support, Full Modesty Panel and Full End Panel

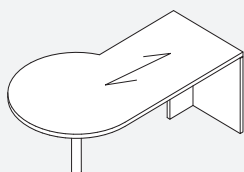
VTPR • Right Connecting “P” Shaped Table Desk



PRODUCT CODE	PRICE		SIZE (INCHES)			WEIGHT	VOL
	V	U	H	W	D	LBS	FT3
VTPR9642	5346	5092	29	96	42	440	68
VTPR8442	4676	4455	29	84	42	385	59
VTPR7242	4264	4062	29	72	42	319	51

• Wood Column Support and Full End Panel

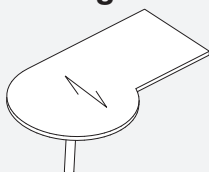
VTPL • Left Connecting “P” Shaped Table Desk



PRODUCT CODE	PRICE		SIZE (INCHES)			WEIGHT	VOL
	V	U	H	W	D	LBS	FT3
VTPL9642	5346	5092	29	96	42	440	68
VTPL8442	4676	4455	29	84	42	385	59
VTPL7242	4264	4062	29	72	42	319	51

• Wood Column Support and Full End Panel

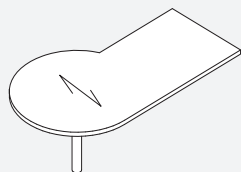
VRPR • Right Connecting “P” Shaped Table Desk



PRODUCT CODE	PRICE		SIZE (INCHES)			WEIGHT	VOL
	V	U	H	W	D	LBS	FT3
VRPR9642CG	5070	4828	29	96	42	440	68
VRPR8442CG	4437	4225	29	84	42	385	59
VRPR7242CG	3802	3621	29	72	42	319	51

• Wood Column Support

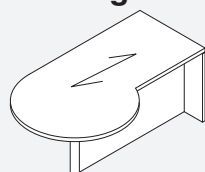
VRPL • Left Connecting “P” Shaped Table Desk



PRODUCT CODE	PRICE		SIZE (INCHES)			WEIGHT	VOL
	V	U	H	W	D	LBS	FT3
VRPL9642CG	5070	4828	29	96	42	440	68
VRPL8442CG	4437	4225	29	84	42	385	59
VRPL7242CG	3802	3621	29	72	42	319	51

• Wood Column Support

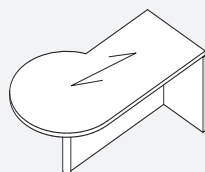
VTPFR • Right Connecting “P” Shaped Table Desk



PRODUCT CODE	PRICE		SIZE (INCHES)			WEIGHT	VOL
	V	U	H	W	D	LBS	FT3
VTPFR9642	6307	6008	29	96	42	317	68
VTPFR8442	5519	5256	29	84	42	277	59
VTPFR7242	5107	4864	29	72	42	211	51

• Wood Column Support, Full Height Modesty Panel and Full End Panel

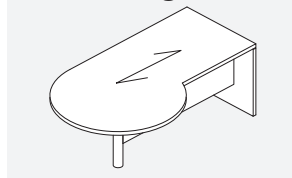
VTPFL • Left Connecting “P” Shaped Table Desk



PRODUCT CODE	PRICE		SIZE (INCHES)			WEIGHT	VOL
	V	U	H	W	D	LBS	FT3
VTPFL9642	6307	6008	29	96	42	317	68
VTPFL8442	5519	5256	29	84	42	277	59
VTPFL7242	5107	4864	29	72	42	211	51

• Wood Column Support, Full Height Modesty Panel and Full End Panel

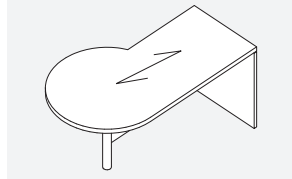
VQTPR • Right Connecting “P” Shaped Table Desk



PRODUCT CODE	PRICE		SIZE (INCHES)			WEIGHT LBS	VOL FT3
	V	U	H	W	D		
VQTPR9642	5986	5700	29	96	42	291	68
VQTPR8442	5237	4987	29	84	42	255	59
VQTPR7242	4826	4597	29	72	42	189	51

• Wood Column Support, 3/4 Height Modesty Panel and Full End Panel

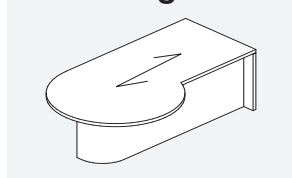
VQTPL • Left Connecting “P” Shaped Table Desk



PRODUCT CODE	PRICE		SIZE (INCHES)			WEIGHT LBS	VOL FT3
	V	U	H	W	D		
VQTPL9642	5986	5700	29	96	42	291	68
VQTPL8442	5237	4987	29	84	42	255	59
VQTPL7242	4826	4597	29	72	42	189	51

• Wood Column Support, 3/4 Height Modesty Panel and Full End Panel

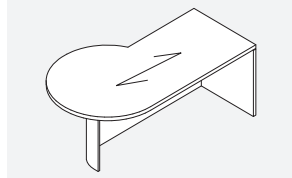
VTPCR • Right Connecting “P” Shaped Table Desk



PRODUCT CODE	PRICE		SIZE (INCHES)			WEIGHT LBS	VOL FT3
	V	U	H	W	D		
VTPCR9642	6626	6311	29	96	42	317	68
VTPCR8442	5799	5525	29	84	42	277	59
VTPCR7242	5389	5133	29	72	42	211	51

• Wood Column Support, Curved Modesty Panel and Full End Panel

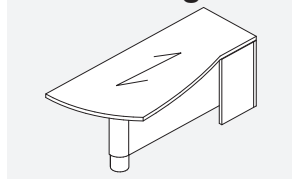
VTPCL • Left Connecting “P” Shaped Table Desk



PRODUCT CODE	PRICE		SIZE (INCHES)			WEIGHT LBS	VOL FT3
	V	U	H	W	D		
VTPCL9642	6626	6311	29	96	42	317	68
VTPCL8442	5799	5525	29	84	42	277	59
VTPCL7242	5389	5133	29	72	42	211	51

• Wood Column Support, Curved Modesty Panel and Full End Panel

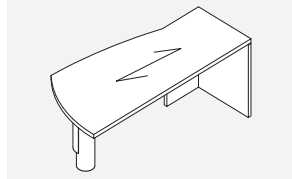
VEDHCR • Right Connecting Delta Shaped Table Desk



PRODUCT CODE	PRICE		SIZE (INCHES)			WEIGHT LBS	VOL FT3
	V	U	H	W	D		
VEDHCR8438	5596	5332	29	84	38	293	59
VEDHCR7238	4798	4571	29	72	38	252	50
VEDHCR6638	4349	4143	29	66	38	232	46
VEDHCR7232	4536	4322	29	72	32	212	42
VEDHCR6032	3782	3603	29	60	32	178	36

• 6" Metal Column Support, Full End Panel and Mesh Back Panel

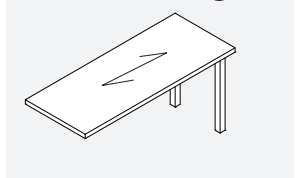
VEDHCL • Left Connecting Delta Shaped Table Desk



PRODUCT CODE	PRICE		SIZE (INCHES)			WEIGHT LBS	VOL FT3
	V	U	H	W	D		
VEDHCL8438	5596	5332	29	84	38	293	59
VEDHCL7238	4798	4571	29	72	38	252	50
VEDHCL6638	4349	4143	29	66	38	232	46
VEDHCL7232	4536	4322	29	72	32	212	42
VEDHCL6032	3782	3603	29	60	32	178	36

• 6" Metal Column Support, Full End Panel and Mesh Back Panel

VR • Connecting Rectangular Shaped Table Desk



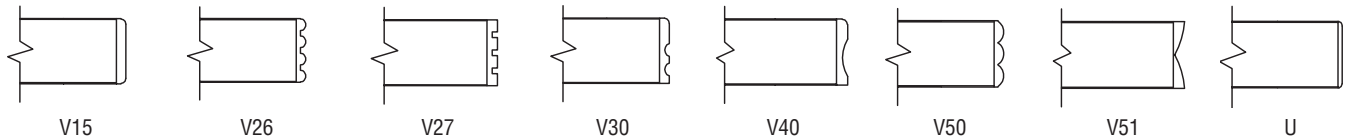
PRODUCT CODE	PRICE		SIZE (INCHES)			WEIGHT	VOL
	V	U	H	W	D	LBS	FT3
VR8430	2207	2123	29	84	30	223	51
VR7830	2081	2003	29	78	30	212	45
VR7230	1947	1888	29	72	30	200	39
VR6630	1833	1767	29	66	30	197	35
VR6030	1705	1645	29	60	30	187	33
VR8424	1986	1913	29	84	24	233	55
VR7824	1877	1810	29	78	24	222	48
VR7224	1766	1703	29	72	24	211	42
VR6624	1658	1599	29	66	24	202	39
VR6024	1552	1498	29	60	24	195	35

- Two 2.5" Square metal post legs

Electric Height Adjustable Units • TECHNICAL INFORMATION

- All Height Adjustable (HA) units are shipped fully assembled.
- Simple Up / Down function enables the height adjustment of the work surface.
- The height adjustment range for Desks is 29" to 45", for Table and Bridge Top 26" to 43" (incl. work-surface).
- Single stage HA mechanism with an electric motor in each column is used.
- The height adjustable mechanism operates at 1.5" per second.
- Max. weight / lift is 265 lbs.
- All columns are integrated into fully functional pedestals, or pedestal bases with the exception of the HA Table & the HA Bridge Top.
- Height adjustable bases are available in three colours;
 1. E - Black
 2. K - Tungsten
 3. DWT - Designer White

- All Desks include two (2) PVC wire management channels (L & R side) allowing for cabling through the pedestals.
- Hanging Wood Modesty Panel on Desk is standard. Hanging Glass (Aluminum framed) Modesty Panel is optional.
- To avoid risk of pinching;
 1. 4.9" / 124mm gap is kept between the pedestal and the lowest point of the work-surface.
 1. Wood spacer HASP must be used to attach Height Adjustable unit in the "U" or "L" configuration. See Assembly Instruction.
 2. 2" gap is required between the work surfaces when using the HA Table or the HA Bridge Top.
 3. Includes collision detector.



Electric Height Adjustable Units • GUIDELINES FOR ORDERING PRODUCT

CODES: The price list uses a numbering system with meaningful alphanumeric characters to create a simple-to-understand product number. This makes specifying the product easy and accurate.

SPECIFICATION EXAMPLE OF A HEIGHT ADJUSTABLE UNIT

PRODUCT CODE:

VHAMiD8442ED
 V = Versailles Series
 HA = Height Adjustable
 MiD = Double Pedestal Bow Top Desk, Breakfront Style
 8442 = Size: Width x Depth
 ED = Pedestal Configuration: FF on Left & BBF on Right

FINISH: Choose Finish

BASE FINISH: Choose Metal Finish

EDGE: Choose Edge

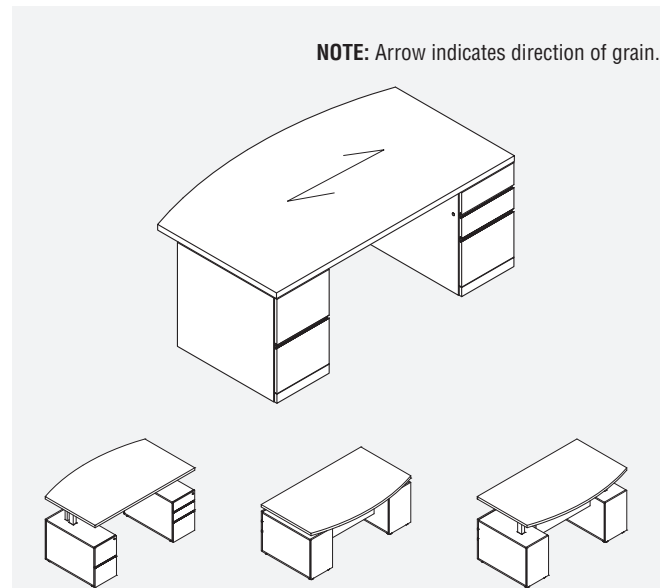
HANDLE: Choose Handle

Optional Grommet Locations:

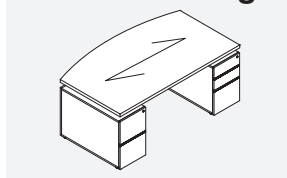
TL - Top Left
 TR - Top Right

For Grommet Location see Page A.13

NOTE: Arrow indicates direction of grain.



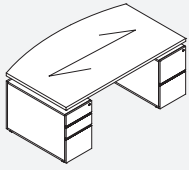
VHAMiD-ED • Height Adj. Double Ped. Desk Bow Top, Break Front



PRODUCT CODE	PRICE		SIZE (INCHES)			WEIGHT LBS	VOL FT3
	V	U	H	W	D		
VHAMiD8442ED	10546	10044	29	84	42	450	59
VHAMiD7842ED	10025	9549	29	78	42	430	55
VHAMiD7242ED	9506	9052	29	72	42	410	51
VHAMiD6636ED	8950	8524	29	66	36	390	40

- Build-in Electric Height Adj. Double Pedestal Bow Top Desk, Breakfront Style with FF on Left & BBF on Right

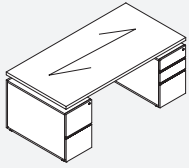
VHAMiD-DE • Height Adj. Double Ped. Desk Bow Top, Break Front



PRODUCT CODE	PRICE		SIZE (INCHES)			WEIGHT LBS	VOL FT3
	V	U	H	W	D		
VHAMiD8442DE	10546	10044	29	84	42	450	59
VHAMiD7842DE	10025	9549	29	78	42	430	55
VHAMiD7242DE	9506	9052	29	72	42	410	51
VHAMiD6636DE	8950	8524	29	66	36	390	40

- Build-in Electric Height Adj. Double Pedestal Bow Top Desk, Breakfront Style with BBF on Left & FF on Right

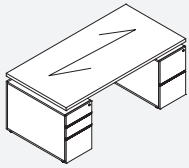
VHAiD-ED • Height Adj. Double Ped. Desk, Break Front



PRODUCT CODE	PRICE		SIZE (INCHES)			WEIGHT LBS	VOL FT3
	V	U	H	W	D		
VHAiD8436ED	8722	8308	29	84	36	440	55
VHAiD7836ED	8650	8237	29	78	36	420	50
VHAiD7236ED	8576	8169	29	72	36	400	44
VHAiD7230ED	8499	8094	29	72	30	390	36
VHAiD6630ED	8379	7979	29	66	30	380	33

- Build-in Electric Height Adj. Double Pedestal Desk, Breakfront Style with FF on Left & BBF on Right

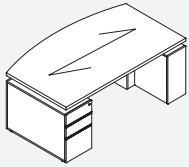
VHAiD-DE • Height Adj. Double Ped. Desk, Break Front



PRODUCT CODE	PRICE		SIZE (INCHES)			WEIGHT LBS	VOL FT3
	V	U	H	W	D		
VHAiD8436DE	8722	8308	29	84	36	440	55
VHAiD7836DE	8650	8237	29	78	36	420	50
VHAiD7236DE	8576	8169	29	72	36	400	44
VHAiD7230DE	8499	8094	29	72	30	390	36
VHAiD6630DE	8379	7979	29	66	30	380	33

- Build-in Electric Height Adj. Double Pedestal Desk, Breakfront Style with BBF on Left & FF on Right

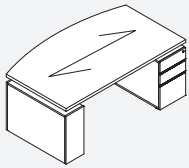
VHAMiSL-D • Height Adj. Single Ped. Desk Bow Top, Break Front



PRODUCT CODE	PRICE		SIZE (INCHES)			WEIGHT LBS	VOL FT3
	V	U	H	W	D		
VHAMiSL8442D	9037	8605	29	84	42	440	59
VHAMiSL7842D	8630	8219	29	78	42	420	55
VHAMiSL7242D	8220	7828	29	72	42	400	51
VHAMiSL6636D	7735	7367	29	66	36	380	40

- Build-in Electric Height Adj. Single Pedestal Bow Top Desk, Breakfront Style with BBF on Left & support ped. on Right

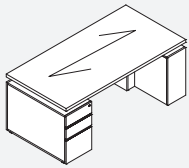
VHAMiSR-D • Height Adj. Single Ped. Desk Bow Top, Break Front



PRODUCT CODE	PRICE		SIZE (INCHES)			WEIGHT LBS	VOL FT3
	V	U	H	W	D		
VHAMiSR8442D	9037	8605	29	84	42	440	59
VHAMiSR7842D	8630	8219	29	78	42	420	55
VHAMiSR7242D	8220	7828	29	72	42	400	51
VHAMiSR6636D	7735	7367	29	66	36	380	40

- Build-in Electric Height Adj. Single Pedestal Bow Top Desk, Breakfront Style with BBF on Right & support ped. on Left

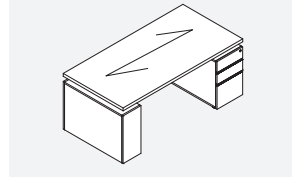
VHAiSL-D • Height Adj. Single Ped. Desk, Break Front



PRODUCT CODE	PRICE		SIZE (INCHES)			WEIGHT LBS	VOL FT3
	V	U	H	W	D		
VHAiSL8436D	7468	7112	29	84	36	430	55
VHAiSL7836D	7432	7080	29	78	36	410	50
VHAiSL7236D	7319	6971	29	72	36	390	44
VHAiSL7230D	7143	6804	29	72	30	380	40
VHAiSL6630D	6932	6601	29	66	30	360	36
VHAiSL6030D	6767	6444	29	60	30	340	35

- Build-in Electric Height Adj. Single Pedestal Desk, Breakfront Style with BBF on Left & support ped. on Right

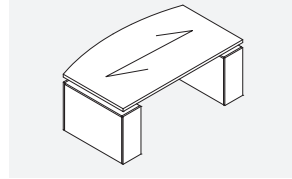
VHAI SR-D • Height Adj. Single Ped. Desk, Break Front



PRODUCT CODE	PRICE		SIZE (INCHES)			WEIGHT	VOL
	V	U	H	W	D	LBS	FT3
VHAI SR8436D	7468	7112	29	84	36	430	55
VHAI SR7836D	7432	7080	29	78	36	410	50
VHAI SR7236D	7319	6971	29	72	36	390	44
VHAI SR7230D	7143	6804	29	72	30	380	40
VHAI SR6630D	6932	6601	29	66	30	360	36
VHAI SR6030D	6767	6444	29	60	30	340	35

- Build-in Electric Height Adj. Single Pedestal Desk, Breakfront Style with BBF on Right & support ped. on Left

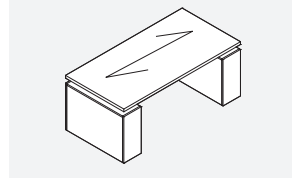
VHAMIT • Height Adj. Desk Shell Bow Top, Break Front



PRODUCT CODE	PRICE		SIZE (INCHES)			WEIGHT	VOL
	V	U	H	W	D	LBS	FT3
VHAMIT8442	8702	8287	29	84	42	350	59
VHAMIT7842	8474	8070	29	78	42	330	55
VHAMIT7242	8246	7852	29	72	42	310	51
VHAMIT6636	7289	6942	29	66	36	280	40

- Build-in Electric Height Adj. Desk Shell with Bow Top, Breakfront Style

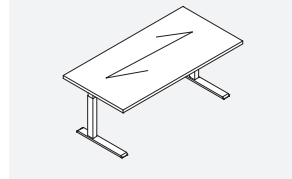
VHAI T • Height Adj. Desk Shell, Break Front



PRODUCT CODE	PRICE		SIZE (INCHES)			WEIGHT	VOL
	V	U	H	W	D	LBS	FT3
VHAI T8436	7157	6816	29	84	36	330	55
VHAI T7836	6991	6658	29	78	36	310	50
VHAI T7236	6820	6497	29	72	36	290	44
VHAI T7230	6448	6140	29	72	30	280	40
VHAI T6636	6485	6178	29	66	36	260	36
VHAI T6630	6307	6007	29	66	30	250	35
VHAI T6030	6168	5873	29	60	30	240	33

- Build-in Electric Height Adj. Desk Shell, Breakfront Style

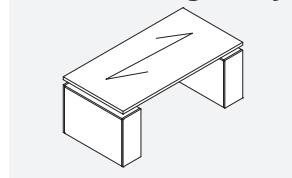
VHA • Height Adj. Desk, Top only



PRODUCT CODE	PRICE		SIZE (INCHES)			WEIGHT	VOL
	V	U	H	W	D	LBS	FT3
VHA8436	5177	4930	29	84	36	160	55
VHA7836	5018	4782	29	78	36	150	50
VHA7236	4859	4629	29	72	36	140	44
VHA7230	4507	4291	29	72	30	130	40
VHA6636	4542	4326	29	66	36	140	36
VHA6630	4374	4165	29	66	30	120	35
VHA6030	4242	4041	29	60	30	115	33

- Electric Height Adj. Table
- Ships KD

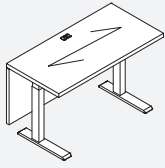
VHA-TP • Height Adj. Desk on TP Bases



PRODUCT CODE	PRICE		SIZE (INCHES)			WEIGHT	VOL
	V	U	H	W	D	LBS	FT3
VHA8436TP	6877	6548	29	84	36	320	55
VHA7836TP	6711	6391	29	78	36	300	50
VHA7236TP	6543	6230	29	72	36	280	44
VHA7230TP	6168	5873	29	72	30	270	40
VHA6636TP	6207	5911	29	66	36	250	36
VHA6630TP	6028	5741	29	66	30	240	35
VHA6030TP	5888	5608	29	60	30	230	33

- Built-in Electric Height Adj. Table

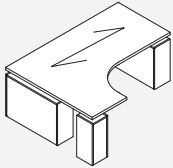
VHABT • Height Adj. Bridge Top



PRODUCT CODE	PRICE		SIZE (INCHES)			WEIGHT LBS	VOL FT3
	V	U	H	W	D		
VHABT6024	4747	4520	29	60	24	150	10
VHABT5424	4558	4342	29	54	24	140	9
VHABT4824	4376	4165	29	48	24	130	8
VHABT4224	4188	4188	29	42	24	120	7

- Electric Height Adj. Executive Bridge Top
- Ships KD

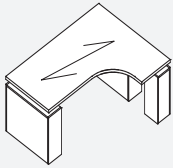
VHAEKR • Height Adj. Right Extended Corner Desk



PRODUCT CODE	PRICE		SIZE (INCHES)			WEIGHT LBS	VOL FT3
	V	U	H	W	D		
VHAEKR60842436	12381	11791	29	60/84	24/36	450	80
VHAEKR60782436	12346	11758	29	60/78	24/36	430	74
VHAEKR60722436	12008	11436	29	60/72	24/36	410	69
VHAEKR60662436	11574	11020	29	60/66	24/36	390	63
VHAEKR60602436	11136	10607	29	60/60	24/36	370	57

- Build-in Electric Height Adj. Right Extended Corner Table Desk with a 24" Return Connection

VHAEKL • Height Adj. Left Extended Corner Desk



PRODUCT CODE	PRICE		SIZE (INCHES)			WEIGHT LBS	VOL FT3
	V	U	H	W	D		
VHAEKL84603624	12381	11791	29	84/60	36/24	450	80
VHAEKL78603624	12346	11758	29	78/60	36/24	430	74
VHAEKL72603624	12008	11436	29	72/60	36/24	410	69
VHAEKL66603624	11574	11020	29	66/60	36/24	390	63
VHAEKL60603624	11136	10607	29	60/60	36/24	370	57

- Build-in Electric Height Adj. Left Extended Corner Table Desk with a 24" Return Connection

VHASP • Spacer

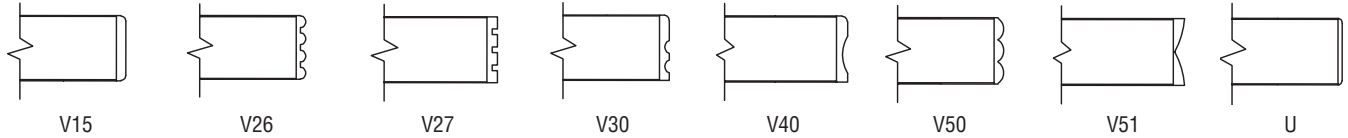


PRODUCT CODE	PRICE		SIZE (INCHES)			WEIGHT LBS	VOL FT3
	V	U	H	W	D		
VHASP	296		23	8	2	10	1

- Spacer to connect Height Adj. Desks with Linking Bridges and Returns

RETURNS • TECHNICAL INFORMATION

- All Returns are shipped assembled.
- Kneewell locking standard.
- All Returns have Cross Grain veneer pattern.
- To remove Cross Grain veneer pattern on Top, delete suffix “CG” from the product Number Code. (Available at no upcharge)
- If Handle is specified:
 - Black and Brass Handle = Black Lock & Grommet.
 - Silver, Nickel and Tungsten Handle = Tungsten Lock & Grommet.
- If Handle is not specified Routed Pull, Black Lock & Grommet are standard.



RETURNS • GUIDELINES FOR ORDERING PRODUCT

CODES: The price list uses a numbering system with meaningful alphanumeric characters to create a simple-to-understand product number. This makes specifying the product easy and accurate.

SPECIFICATION EXAMPLE OF A RETURN UNIT

PRODUCT CODE:

VERR7224ECG
 V = Versailles Series
 ERR = Executive Return Right
 7224 = Size: Width x Depth
 E = Pedestal Configuration: FF Pedestal
 CG = Cross Grain

FINISH: Choose Finish

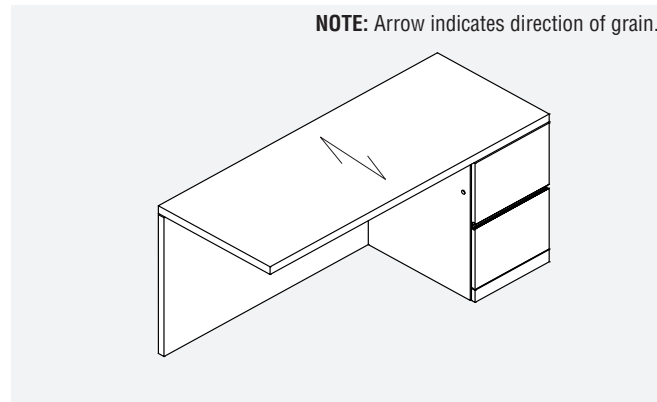
EDGE: Choose Edge

HANDLE: Choose Handle

Optional Grommet Locations:

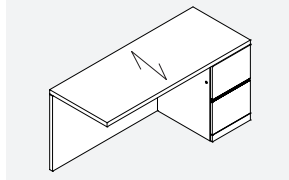
- TL - Top Left
- TR - Top Right
- TC - Top Center

For Grommet Location see Page A.13



NOTE: Arrow indicates direction of grain.

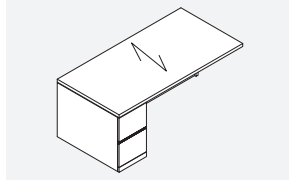
VERR-E • Executive Return Right with FF Pedestal on Right



PRODUCT CODE	PRICE		SIZE (INCHES)			WEIGHT LBS	VOL FT3
	V	U	H	W	D		
VERR7224ECG	4118	3922	29	72	24	250	29
VERR6624ECG	3966	3776	29	66	24	236	27
VERR6024ECG	3605	3434	29	60	24	227	24
VERR5424ECG	3474	3308	29	54	24	205	22
VERR4824ECG	3088	2939	29	48	24	185	19
VERR4224ECG	2972	2830	29	42	24	178	17

- Full Height Flush Back Panel

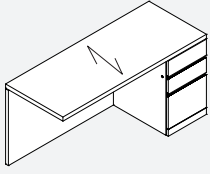
VERL-E • Executive Return Left with FF Pedestal on Left



PRODUCT CODE	PRICE		SIZE (INCHES)			WEIGHT LBS	VOL FT3
	V	U	H	W	D		
VERL7224ECG	4118	3922	29	72	24	250	29
VERL6624ECG	3966	3776	29	66	24	236	27
VERL6024ECG	3605	3434	29	60	24	227	24
VERL5424ECG	3474	3308	29	54	24	205	22
VERL4824ECG	3088	2939	29	48	24	185	19
VERL4224ECG	2972	2830	29	42	24	178	17

- Full Height Flush Back Panel

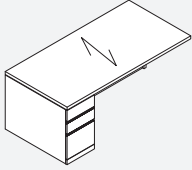
VERR-D • Executive Return Right with BBF Pedestal on Right



PRODUCT CODE	PRICE		SIZE (INCHES)			WEIGHT LBS	VOL FT ³
	V	U	H	W	D		
VERR7224DCG	4118	3922	29	72	24	250	29
VERR6624DCG	3966	3776	29	66	24	236	27
VERR6024DCG	3605	3434	29	60	24	227	24
VERR5424DCG	3474	3308	29	54	24	205	22
VERR4824DCG	3088	2939	29	48	24	185	19
VERR4224DCG	2972	2830	29	42	24	178	17

• Full Height Flush Back Panel

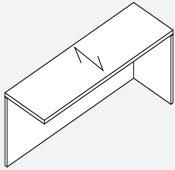
VERL-D • Executive Return Left with BBF Pedestal on Left



PRODUCT CODE	PRICE		SIZE (INCHES)			WEIGHT LBS	VOL FT ³
	V	U	H	W	D		
VERL7224DCG	4118	3922	29	72	24	250	29
VERL6624DCG	3966	3776	29	66	24	236	27
VERL6024DCG	3605	3434	29	60	24	227	24
VERL5424DCG	3474	3308	29	54	24	205	22
VERL4824DCG	3088	2939	29	48	24	185	19
VERL4224DCG	2972	2830	29	42	24	178	17

• Full Height Flush Back Panel

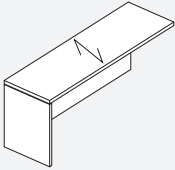
VERR • Executive Return Right



PRODUCT CODE	PRICE		SIZE (INCHES)			WEIGHT LBS	VOL FT ³
	V	U	H	W	D		
VERR7224CG	2430	2314	29	72	24	135	29
VERR6624CG	2229	2122	29	66	24	127	27
VERR6024CG	2025	1928	29	60	24	120	24
VERR5424CG	1821	1733	29	54	24	112	22
VERR4824CG	1620	1542	29	48	24	105	19
VERR4224CG	1417	1350	29	42	24	97	17

• Full Height Flush Back Panel

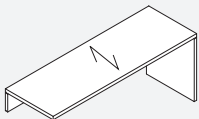
VERL • Executive Return Left



PRODUCT CODE	PRICE		SIZE (INCHES)			WEIGHT LBS	VOL FT ³
	V	U	H	W	D		
VERL7224CG	2430	2314	29	72	24	135	29
VERL6624CG	2229	2122	29	66	24	127	27
VERL6024CG	2025	1928	29	60	24	120	24
VERL5424CG	1821	1733	29	54	24	112	22
VERL4824CG	1620	1542	29	48	24	105	19
VERL4224CG	1417	1350	29	42	24	97	17

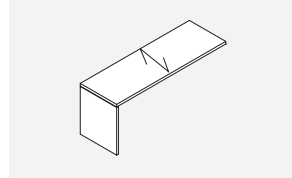
• Full Height Flush Back Panel

VERR-Q8 • Executive Return Right with 8" Back Panel



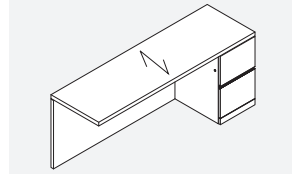
PRODUCT CODE	PRICE		SIZE (INCHES)			WEIGHT LBS	VOL FT ³
	V	U	H	W	D		
VERR7224Q8CG	2430	2314	29	72	24	135	29
VERR6624Q8CG	2229	2122	29	66	24	127	27
VERR6024Q8CG	2025	1928	29	60	24	120	24
VERR5424Q8CG	1821	1733	29	54	24	112	22
VERR4824Q8CG	1620	1542	29	48	24	105	19
VERR4224Q8CG	1417	1350	29	42	24	97	17

VERL-Q8 • Executive Return Left with 8" Back Panel



PRODUCT CODE	PRICE		SIZE (INCHES)			WEIGHT LBS	VOL FT ³
	V	U	H	W	D		
VERL7224Q8CG	2430	2314	29	72	24	135	29
VERL6624Q8CG	2229	2122	29	66	24	127	27
VERL6024Q8CG	2025	1928	29	60	24	120	24
VERL5424Q8CG	1821	1733	29	54	24	112	22
VERL4824Q8CG	1620	1542	29	48	24	105	19
VERL4224Q8CG	1417	1350	29	42	24	97	17

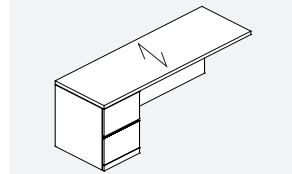
VERR-E • Executive Return Right with FF Pedestal on Right



PRODUCT CODE	PRICE		SIZE (INCHES)			WEIGHT LBS	VOL FT ³
	V	U	H	W	D		
VERR7222ECG	3920	3735	29	72	22	240	27
VERR6622ECG	3774	3595	29	66	22	231	24
VERR6022ECG	3434	3269	29	60	22	222	22
VERR5422ECG	3309	3152	29	54	22	200	20
VERR4822ECG	2940	2801	29	48	22	180	18
VERR4222ECG	2830	2695	29	42	22	173	16

• Full Height Flush Back Panel

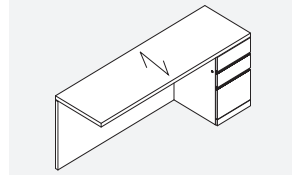
VERL-E • Executive Return Left with FF Pedestal on Left



PRODUCT CODE	PRICE		SIZE (INCHES)			WEIGHT LBS	VOL FT ³
	V	U	H	W	D		
VERL7222ECG	3920	3735	29	72	22	240	27
VERL6622ECG	3774	3595	29	66	22	231	24
VERL6022ECG	3434	3269	29	60	22	222	22
VERL5422ECG	3309	3152	29	54	22	200	20
VERL4822ECG	2940	2801	29	48	22	180	18
VERL4222ECG	2830	2695	29	42	22	173	16

• Full Height Flush Back Panel

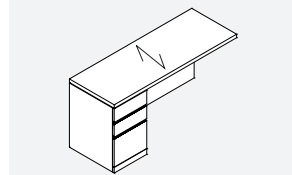
VERR-D • Executive Return Right with BBF Pedestal on Right



PRODUCT CODE	PRICE		SIZE (INCHES)			WEIGHT LBS	VOL FT ³
	V	U	H	W	D		
VERR7222DCG	3920	3735	29	72	22	240	27
VERR6622DCG	3774	3595	29	66	22	231	24
VERR6022DCG	3434	3269	29	60	22	222	22
VERR5422DCG	3309	3152	29	54	22	200	20
VERR4822DCG	2940	2801	29	48	22	180	18
VERR4222DCG	2830	2695	29	42	22	173	16

• Full Height Flush Back Panel

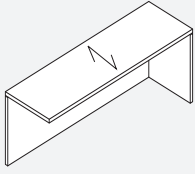
VERL-D • Executive Return Left with BBF Pedestal on Left



PRODUCT CODE	PRICE		SIZE (INCHES)			WEIGHT LBS	VOL FT ³
	V	U	H	W	D		
VERL7222DCG	3920	3735	29	72	22	240	27
VERL6622DCG	3774	3595	29	66	22	231	24
VERL6022DCG	3434	3269	29	60	22	222	22
VERL5422DCG	3309	3152	29	54	22	200	20
VERL4822DCG	2940	2801	29	48	22	180	18
VERL4222DCG	2830	2695	29	42	22	173	16

• Full Height Flush Back Panel

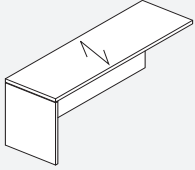
VERR • Executive Return Right



PRODUCT CODE	PRICE		SIZE (INCHES)			WEIGHT	VOL
	V	U	H	W	D	LBS	FT3
VERR7222CG	2313	2202	29	72	22	130	27
VERR6622CG	2122	2021	29	66	22	122	24
VERR6022CG	1927	1836	29	60	22	115	22
VERR5422CG	1734	1653	29	54	22	105	20
VERR4822CG	1542	1470	29	48	22	100	18
VERR4222CG	1352	1287	29	42	22	90	16

• Full Height Flush Back Panel

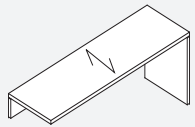
VERL • Executive Return Left



PRODUCT CODE	PRICE		SIZE (INCHES)			WEIGHT	VOL
	V	U	H	W	D	LBS	FT3
VERL7222CG	2313	2202	29	72	22	130	27
VERL6622CG	2122	2021	29	66	22	122	24
VERL6022CG	1927	1836	29	60	22	115	22
VERL5422CG	1734	1653	29	54	22	105	20
VERL4822CG	1542	1470	29	48	22	100	18
VERL4222CG	1352	1287	29	42	22	90	16

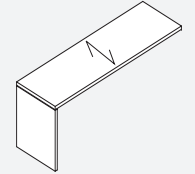
• Full Height Flush Back Panel

VERR-Q8 • Executive Return Right with 8" Back Panel



PRODUCT CODE	PRICE		SIZE (INCHES)			WEIGHT	VOL
	V	U	H	W	D	LBS	FT3
VERR7222Q8CG	2313	2202	29	72	22	130	27
VERR6622Q8CG	2122	2021	29	66	22	122	24
VERR6022Q8CG	1927	1836	29	60	22	115	22
VERR5422Q8CG	1734	1653	29	54	22	105	20
VERR4822Q8CG	1542	1470	29	48	22	100	18
VERR4222Q8CG	1352	1287	29	42	22	90	16

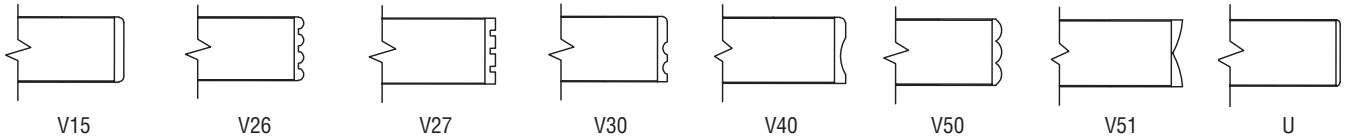
VERL-Q8 • Executive Return Left with 8" Back Panel



PRODUCT CODE	PRICE		SIZE (INCHES)			WEIGHT	VOL
	V	U	H	W	D	LBS	FT3
VERL7222Q8CG	2313	2202	29	72	22	130	27
VERL6622Q8CG	2122	2021	29	66	22	122	24
VERL6022Q8CG	1927	1836	29	60	22	115	22
VERL5422Q8CG	1734	1653	29	54	22	105	20
VERL4822Q8CG	1542	1470	29	48	22	100	18
VERL4222Q8CG	1352	1287	29	42	22	90	16

PIANO DESKS • TECHNICAL INFORMATION

- All Desks are shipped assembled.
- Units include installed horizontal wire management.
- Unit is handed by Post Leg.
- Not for use with Regular Corner Units.
- For Cross Grain veneer pattern on Top, add "CG" to code.
- If Grommet is not specified Black Grommet is standard.



PIANO DESKS • GUIDELINES FOR ORDERING PRODUCT

CODES: The price list uses a numbering system with meaningful alphanumeric characters to create a simple-to-understand product number. This makes specifying the product easy and accurate.

SPECIFICATION EXAMPLE OF A PIANO DESK UNIT

PRODUCT CODE:

VTDP72304824
 V = Versailles Series
 TDP = Piano "D" Shaped Table Desk
 R = Right Configuration
 7230 = Size of Worksurface: Width x Depth
 4824 = Size of End x Depth of Return Connection

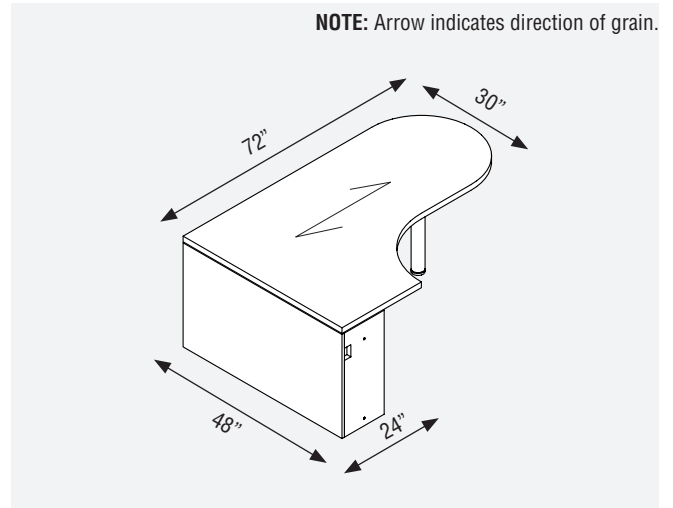
FINISH: Choose Finish

EDGE: Choose Edge

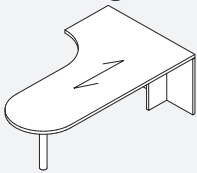
Optional Grommet Locations:

TE - Top End

For Grommet Location see Page A.13



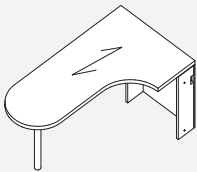
VTDP • Right "D" Shaped Piano Table Desk



PRODUCT CODE	PRICE		SIZE (INCHES)			WEIGHT	VOL
	V	U	H	W	D	LBS	FT3
VTDP96304824	5548	5283	29	96	48	464	77
VTDP84304824	4936	4701	29	84	48	406	68
VTDP72304824	4325	4120	29	72	48	348	58

- Wood Column Support and Full End Panel, 30" Deep Work Surface Extension and 24" Return Connection

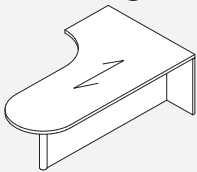
VTDPL • Left "D" Shaped Piano Table Desk



PRODUCT CODE	PRICE		SIZE (INCHES)			WEIGHT	VOL
	V	U	H	W	D	LBS	FT3
VTDPL96304824	5548	5283	29	96	48	464	77
VTDPL84304824	4936	4701	29	84	48	406	68
VTDPL72304824	4325	4120	29	72	48	348	58

- Wood Column Support and Full End Panel, 30" Deep Work Surface Extension and 24" Return Connection

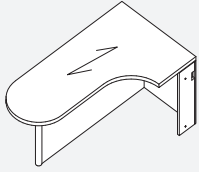
VTDPFR • Right "D" Shaped Piano Table Desk



PRODUCT CODE	PRICE		SIZE (INCHES)			WEIGHT	VOL
	V	U	H	W	D	LBS	FT3
VTDPFR96304824	6668	6351	29	96	48	479	77
VTDPFR84304824	5919	5636	29	84	48	420	68
VTDPFR72304824	5168	4919	29	72	48	360	58

- Wood Column Support and Full Modesty Panel, 30" Deep Work Surface Extension and 24" Return Connection

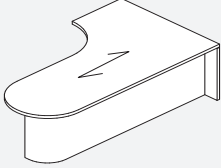
VTDPFL • Left “D” Shaped Piano Table Desk



PRODUCT CODE	PRICE		SIZE (INCHES)			WEIGHT	VOL
	V	U	H	W	D	LBS	FT3
VTDPFL96304824	6668	6351	29	96	48	479	77
VTDPFL84304824	5919	5636	29	84	48	420	68
VTDPFL72304824	5168	4919	29	72	48	360	58

• Wood Column Support and Full Modesty Panel, 30” Deep Work Surface Extension and 24” Return Connection

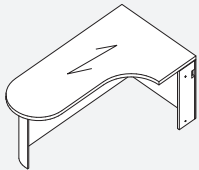
VTDPCR • Right “D” Shaped Piano Table Desk



PRODUCT CODE	PRICE		SIZE (INCHES)			WEIGHT	VOL
	V	U	H	W	D	LBS	FT3
VTDPCR96304824	7044	6709	29	96	48	479	77
VTDPCR84304824	6244	5948	29	84	48	420	68
VTDPCR72304824	5445	5187	29	72	48	360	58

• Full Height Curved Modesty Panel and Full End Panel, a 30” Deep Work Surface Extension and 24” Return Connection

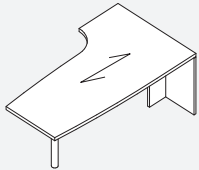
VTDPCL • Left “D” Shaped Piano Table Desk



PRODUCT CODE	PRICE		SIZE (INCHES)			WEIGHT	VOL
	V	U	H	W	D	LBS	FT3
VTDPCL96304824	7044	6709	29	96	48	479	77
VTDPCL84304824	6244	5948	29	84	48	420	68
VTDPCL72304824	5445	5187	29	72	48	360	58

• Full Height Curved Modesty Panel and Full End Panel, a 30” Deep Work Surface Extension and 24” Return Connection

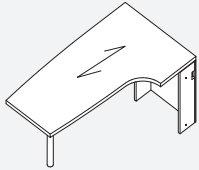
VTBPR • Right Boat Shaped Piano Table Desk



PRODUCT CODE	PRICE		SIZE (INCHES)			WEIGHT	VOL
	V	U	H	W	D	LBS	FT3
VTBPR96364824	6244	5948	29	96	48	522	87
VTBPR84364824	5552	5287	29	84	48	457	76
VTBPR72364824	4864	4632	29	72	48	392	65

• Wood Column Support and Full End Panel, a 36”/30” Deep Work Surface Extension and 24” Return Connection.

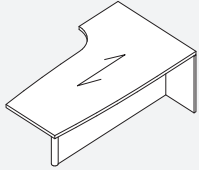
VTBPL • Left Boat Shaped Piano Table Desk



PRODUCT CODE	PRICE		SIZE (INCHES)			WEIGHT	VOL
	V	U	H	W	D	LBS	FT3
VTBPL96364824	6244	5948	29	96	48	522	87
VTBPL84364824	5552	5287	29	84	48	457	76
VTBPL72364824	4864	4632	29	72	48	392	65

• Wood Column Support and Full End Panel, a 36”/30” Deep Work Surface Extension and 24” Return Connection.

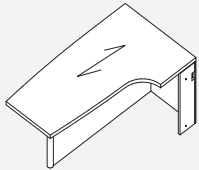
VTBPFR • Right Boat Shaped Piano Table Desk



PRODUCT CODE	PRICE		SIZE (INCHES)			WEIGHT	VOL
	V	U	H	W	D	LBS	FT3
VTBPFR96364824	7500	7143	29	96	48	537	87
VTBPFR84364824	6653	6336	29	84	48	472	76
VTBPFR72364824	5811	5535	29	72	48	407	65

• Wood Column Support and Full Modesty Panel, 36”/30” Deep Work Surface Extension and 24” Return Connection.

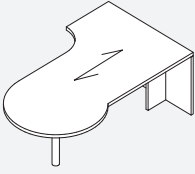
VTBPFL • Left Boat Shaped Piano Table Desk



PRODUCT CODE	PRICE		SIZE (INCHES)			WEIGHT	VOL
	V	U	H	W	D	LBS	FT3
VTBPFL96364824	7500	7143	29	96	48	537	87
VTBPFL84364824	6653	6336	29	84	48	472	76
VTBPFL72364824	5811	5535	29	72	48	407	65

• Wood Column Support and Full Modesty Panel, 36”/30” Deep Work Surface Extension and 24” Return Connection.

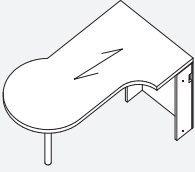
VTPPR • Right “P” Shaped Piano Table Desk



PRODUCT CODE	PRICE		SIZE (INCHES)			WEIGHT	VOL
	V	U	H	W	D	LBS	FT3
VTPPR96424824	6333	6032	29	96	54	580	97
VTPPR84424824	5664	5394	29	84	54	508	85
VTPPR72424824	5249	5002	29	72	54	435	73

- Wood Column Support and Full End Panel, with 42”/30” Work Surface and 24” Return Connection

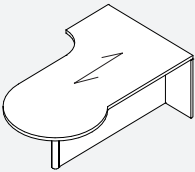
VTPPL • Left “P” Shaped Piano Table Desk



PRODUCT CODE	PRICE		SIZE (INCHES)			WEIGHT	VOL
	V	U	H	W	D	LBS	FT3
VTPPL96424824	6333	6032	29	96	54	580	97
VTPPL84424824	5664	5394	29	84	54	508	85
VTPPL72424824	5249	5002	29	72	54	435	73

- Wood Column Support and Full End Panel, with 42”/30” Work Surface and 24” Return Connection

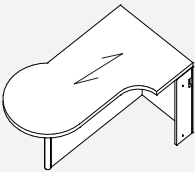
VTPPFR • Right “P” Shaped Piano Table Desk



PRODUCT CODE	PRICE		SIZE (INCHES)			WEIGHT	VOL
	V	U	H	W	D	LBS	FT3
VTPPFR96424824	7293	6945	29	96	54	590	97
VTPPFR84424824	6505	6195	29	84	54	516	85
VTPPFR72424824	6096	5804	29	72	54	442	73

- Wood Column Support, Full Height Modesty Panel and Full End Panel, with 42”/30” Work Surface and 24” Return Connection

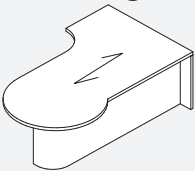
VTPPFL • Left “P” Shaped Piano Table Desk



PRODUCT CODE	PRICE		SIZE (INCHES)			WEIGHT	VOL
	V	U	H	W	D	LBS	FT3
VTPPFL96424824	7293	6945	29	96	54	590	97
VTPPFL84424824	6505	6195	29	84	54	516	85
VTPPFL72424824	6096	5804	29	72	54	442	73

- Wood Column Support, Full Height Modesty Panel and Full End Panel, with 42”/30” Work Surface and 24” Return Connection

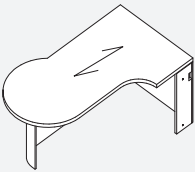
VTPPCR • Right “P” Shaped Piano Table Desk



PRODUCT CODE	PRICE		SIZE (INCHES)			WEIGHT	VOL
	V	U	H	W	D	LBS	FT3
VTPPCR96424824	7612	7251	29	96	54	590	97
VTPPCR84424824	6787	6463	29	84	54	516	85
VTPPCR72424824	6372	6071	29	72	54	442	73

- Full Curved Modesty Panel and Full End Panel, with 42”/30” Work Surface and 24” Return Connection

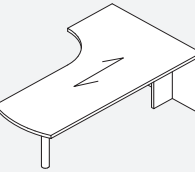
VTPPCL • Left “P” Shaped Piano Table Desk



PRODUCT CODE	PRICE		SIZE (INCHES)			WEIGHT	VOL
	V	U	H	W	D	LBS	FT3
VTPPCL96424824	7612	7251	29	96	54	590	97
VTPPCL84424824	6787	6463	29	84	54	516	85
VTPPCL72424824	6372	6071	29	72	54	442	73

- Full Curved Modesty Panel and Full End Panel, with 42”/30” Work Surface and 24” Return Connection

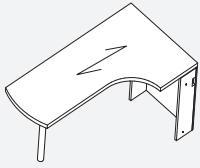
VDBEPR • Right Bow End Piano Table Desk



PRODUCT CODE	PRICE		SIZE (INCHES)			WEIGHT	VOL
	V	U	H	W	D	LBS	FT3
VDBEPR96304824	5548	5283	29	96	48	531	87
VDBEPR84304824	4936	4701	29	84	48	464	76
VDBEPR72304824	4325	4120	29	72	48	398	65

- Wood Column Support, 30” Deep Work Surface Extension and 24” Return Connection

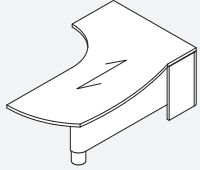
VDBEPL • Left Bow End Piano Table Desk



PRODUCT CODE	PRICE		SIZE (INCHES)			WEIGHT LBS	VOL FT3
	V	U	H	W	D		
VDBEPL96304824	5548	5283	29	96	48	531	87
VDBEPL84304824	4936	4701	29	84	48	464	76
VDBEPL72304824	4325	4120	29	72	48	398	65

• Wood Column Support, 30" Deep Work Surface Extension and 24" Return Connection

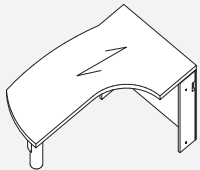
VETHPCR • Right Delta Shaped Piano Table Desk



PRODUCT CODE	PRICE		SIZE (INCHES)			WEIGHT LBS	VOL FT3
	V	U	H	W	D		
VETHPCR9632	8932	8509	29	96	56	387	105
VETHPCR8432	7977	7598	29	84	56	339	93
VETHPCR7232	6025	5740	29	72	56	292	80

• 6" Metal Column Support, Full End Panel and Mesh Modesty Panel

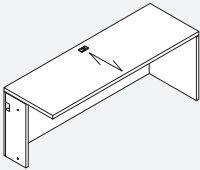
VETHPCL • Left Delta Shaped Piano Table Desk



PRODUCT CODE	PRICE		SIZE (INCHES)			WEIGHT LBS	VOL FT3
	V	U	H	W	D		
VETHPCL9632	8932	8509	29	96	56	387	105
VETHPCL8432	7977	7598	29	84	56	339	93
VETHPCL7232	6025	5740	29	72	56	292	80

• 6" Metal Column Support, Full End Panel and Mesh Modesty Panel

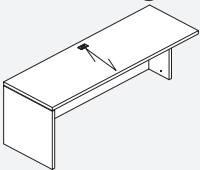
VVER • Linking Return Right



PRODUCT CODE	PRICE		SIZE (INCHES)			WEIGHT LBS	VOL FT3
	V	U	H	W	D		
VVER9624CG	3664	3489	29	96	24	200	39
VVER9024CG	3435	3270	29	90	24	187	36
VVER8424CG	3205	3054	29	84	24	174	34
VVER7824CG	2977	2835	29	78	24	162	31
VVER7224CG	2749	2619	29	72	24	149	29
VVER6624CG	2577	2453	29	66	24	141	27
VVER6024CG	2412	2297	29	60	24	132	24
VVER5424CG	2275	2168	29	54	24	121	22
VVER4824CG	2136	2037	29	48	24	115	19
VVER4224CG	1800	1717	29	42	24	99	17
VVER3624CG	1737	1656	29	36	24	83	15
VVER3024CG	1725	1643	29	30	24	77	12
VVER2424CG	1432	1365	29	24	24	61	10

• Used in Conjunction with Extended Corner Units or Piano Table Desks

VVEL • Linking Return Left



PRODUCT CODE	PRICE		SIZE (INCHES)			WEIGHT LBS	VOL FT3
	V	U	H	W	D		
VVEL9624CG	3664	3489	29	96	24	200	39
VVEL9024CG	3435	3270	29	90	24	187	36
VVEL8424CG	3205	3054	29	84	24	174	34
VVEL7824CG	2977	2835	29	78	24	162	31
VVEL7224CG	2749	2619	29	72	24	149	29
VVEL6624CG	2577	2453	29	66	24	141	27
VVEL6024CG	2412	2297	29	60	24	132	24
VVEL5424CG	2275	2168	29	54	24	121	22
VVEL4824CG	2136	2037	29	48	24	115	19
VVEL4224CG	1800	1717	29	42	24	99	17
VVEL3624CG	1737	1656	29	36	24	83	15
VVEL3024CG	1725	1643	29	30	24	77	12
VVEL2424CG	1432	1365	29	24	24	61	10

• Used in Conjunction with Extended Corner Units or Piano Table Desks

VBTN • Bridge for Extended Piano Corner Units or Piano Shaped Desks

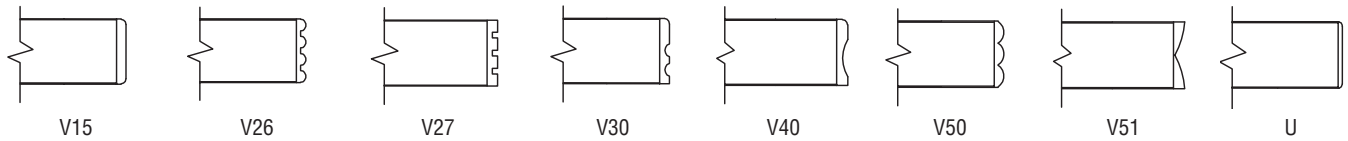


PRODUCT CODE	PRICE		SIZE (INCHES)			WEIGHT	VOL
	V	U	H	W	D	LBS	FT3
VBTN4824CG	2075	1976	29	48	24	116	19
VBTN4224CG	1737	1656	29	42	24	102	17
VBTN3624CG	1671	1591	29	36	24	87	15
VBTN3024CG	1638	1561	29	30	24	73	12
VBTN2424CG	1376	1311	29	24	24	58	10
VBTN1824CG	1033	983	29	18	24	43	8
VBTN1224CG	691	656	29	12	24	29	5

- With Full Back Panel and Recessed End Panels

BRIDGES • TECHNICAL INFORMATION

- All Bridges are shipped knockdown.
- Not for use with Corner Units.
- To remove Cross Grain veneer pattern on Top, delete suffix "CG" from the product Number Code. (Available at no upcharge)
- GM5 TC location is standard.
- If Grommet is not specified Black Grommet is standard.



BRIDGES • GUIDELINES FOR ORDERING PRODUCT

CODES: The price list uses a numbering system with meaningful alphanumeric characters to create a simple-to-understand product number. This makes specifying the product easy and accurate.

SPECIFICATION EXAMPLE OF A BRIDGE UNIT

PRODUCT CODE:

VBT6024CG
 V = Versailles Series
 BT = Bridge Top
 6024 = Size: Width x Depth
 CG = Cross Grain

FINISH: Choose Finish

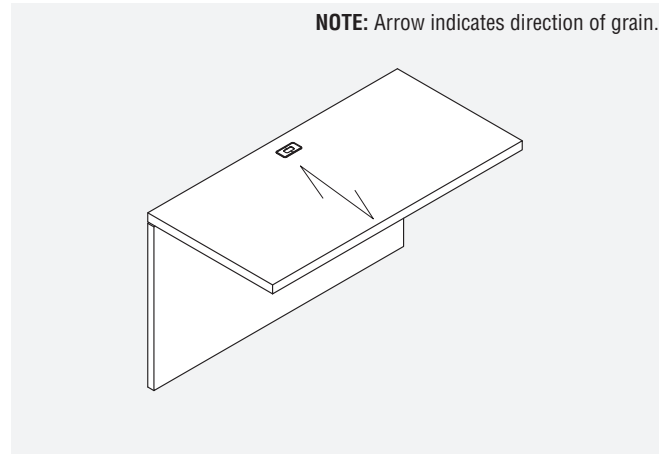
EDGE: Choose Profile

Optional Grommet Locations (Additional):

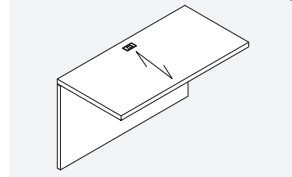
TL - Top Left
 TR - Top Right

For Grommet Location see Page A.13

NOTE: Arrow indicates direction of grain.

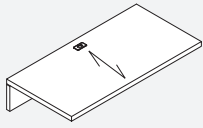


VBT • Executive Bridge Top with Full Back Panel



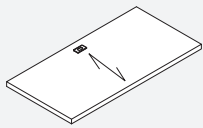
PRODUCT CODE	PRICE		SIZE (INCHES)			WEIGHT LBS	VOL FT ³
	V	U	H	W	D		
VBT6024CG	2146	2044	29	60	24	111	10
VBT5424CG	1929	1839	29	54	24	102	9
VBT4824CG	1720	1637	29	48	24	93	8
VBT4224CG	1504	1431	29	42	24	84	7
VBT6022CG	1927	1836	29	60	22	108	9
VBT5422CG	1737	1656	29	54	22	99	8
VBT4822CG	1542	1470	29	48	22	90	7
VBT4222CG	1353	1288	29	42	22	81	6
VBT6020CG	1759	1674	29	60	20	105	8
VBT5420CG	1581	1506	29	54	20	96	8
VBT4820CG	1406	1338	29	48	20	87	7
VBT4220CG	1205	1147	29	42	20	78	6

VBT-Q8 • Executive Bridge Top with 8” Back Panel



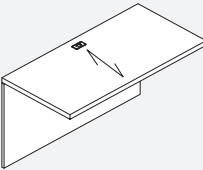
PRODUCT CODE	PRICE		SIZE (INCHES)			WEIGHT LBS	VOL FT3
	V	U	H	W	D		
VBT6024Q8CG	1927	1836	9.5	60	24	86	10
VBT5424Q8CG	1738	1658	9.5	54	24	77	9
VBT4824Q8CG	1543	1471	9.5	48	24	68	8
VBT4224Q8CG	1353	1288	9.5	42	24	59	7
VBT6022Q8CG	1737	1656	9.5	60	22	83	9
VBT5422Q8CG	1564	1489	9.5	54	22	74	8
VBT4822Q8CG	1386	1320	9.5	48	22	65	7
VBT4222Q8CG	1216	1158	9.5	42	22	56	6
VBT6020Q8CG	1581	1506	9.5	60	20	80	8
VBT5420Q8CG	1426	1356	9.5	54	20	71	8
VBT4820Q8CG	1267	1207	9.5	48	20	62	7
VBT4220Q8CG	1082	1031	9.5	42	20	53	6

VBT-T • Executive Bridge Top



PRODUCT CODE	PRICE		SIZE (INCHES)			WEIGHT LBS	VOL FT3
	V	U	H	W	D		
VBT5424TCG	1161	1106	1.5	54	24	67	9
VBT4824TCG	1030	980	1.5	48	24	58	8
VBT4224TCG	903	859	1.5	42	24	49	7
VBT5422TCG	1043	992	1.5	54	22	64	8
VBT4822TCG	927	883	1.5	48	22	55	7
VBT4222TCG	813	774	1.5	42	22	46	6
VBT5420TCG	949	904	1.5	54	20	61	8
VBT4820TCG	845	804	1.5	48	20	52	7
VBT4220TCG	725	691	1.5	42	20	43	6

VHBT • Executive Bridge Top with hinged Back Panel



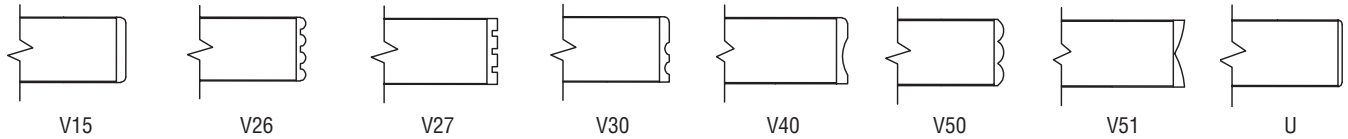
PRODUCT CODE	PRICE		SIZE (INCHES)			WEIGHT LBS	VOL FT3
	V	U	H	W	D		
VHBT6024CG	2467	2350	29	60	24	111	10
VHBT5424CG	2250	2144	29	54	24	102	9
VHBT4824CG	2039	1940	29	48	24	93	8
VHBT4224CG	1823	1736	29	42	24	84	7
VHBT6022CG	2246	2141	29	60	22	108	9
VHBT5422CG	2075	1976	29	54	22	99	8
VHBT4822CG	1862	1775	29	48	22	90	7
VHBT4222CG	1672	1592	29	42	22	81	6
VHBT6020CG	2079	1980	29	60	20	105	8
VHBT5420CG	1900	1812	29	54	20	96	8
VHBT4820CG	1725	1643	29	48	20	87	7
VHBT4220CG	1524	1452	29	42	20	78	6

• For “U” Configuration

CREDENZAS • TECHNICAL INFORMATION

- All Credenzas are shipped assembled.
- All Storage Cabinets include one adjustable shelf per set of doors.
- “F” and “G” depict 36” and “M” and “N” depict 30”.
- “F” and “N” indicate lateral file drawers and “G” and “M” indicate storage cabinets with doors.
- Credenza Shells accept Modular Storage. Use Modular Storage for top support allowing no more than 72” unsupported.
- Credenza Shells with a width of 96” and more will have a 12” middle support gable.

- Credenza Shells can only be completely filled with Modular Storage Units with “.5” at end of code.
- If a Full Credenza is required, see appropriate pages in this section.
- If Handle is specified:
 - Black and Brass Handle = Black Lock & Grommet.
 - Silver, Nickel and Tungsten Handle = Tungsten Lock & Grommet.
- If Handle is not specified Routed Pull, Black Lock & Grommet are standard.



CREDENZAS • GUIDELINES FOR ORDERING PRODUCT

CODES: The price list uses a numbering system with meaningful alphanumeric characters to create a simple-to-understand product number. This makes specifying the product easy and accurate.

SPECIFICATION EXAMPLE OF A CREDENZA UNIT

PRODUCT CODE:

VCF7220
 V = Versailles Series
 CF = Full Storage Credenza
 7220 = Size: Width x Depth

FINISH: Choose Finish

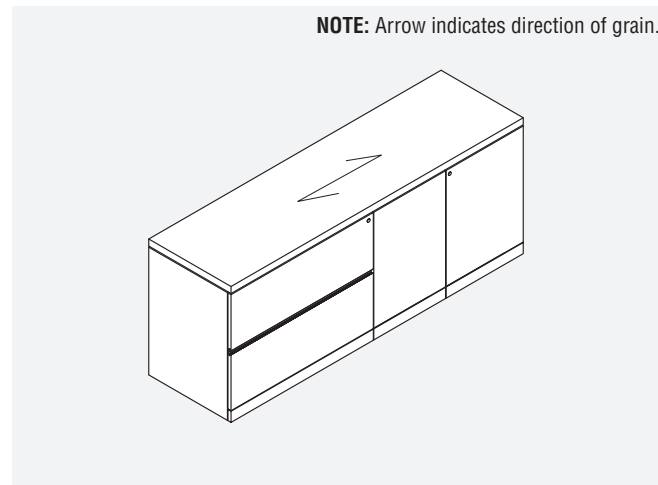
EDGE: Choose Profile

HANDLE: Choose Handle

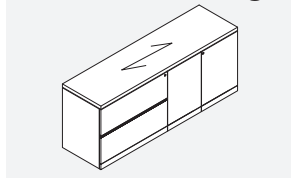
Optional Grommet Locations:

- TL - Top Left
- TR - Top Right
- TC - Top Center
- BL - Back Left
- BR - Back Right
- BC - Back Center

For Grommet Location see Page A.13



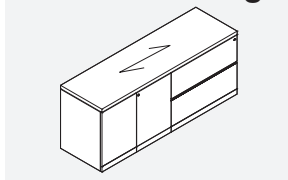
VC-XX • Full Storage Credenza with Lat. File on Left & Storage Cabinet on Right



PRODUCT CODE	PRICE		SIZE (INCHES)			WEIGHT LBS	VOL FT3
	V	U	H	W	D		
VC7224FG	5387	5130	29	72	24	305	29
VC6024NM	4488	4275	29	60	24	254	24
VC7222FG	4939	4705	29	72	22	285	27
VC6022NM	4115	3920	29	60	22	233	22
VC7220FG	4701	4477	29	72	20	272	24
VC6020NM	3917	3730	29	60	20	220	20

- For Aluminum Framed Glass Door option please contact customer service

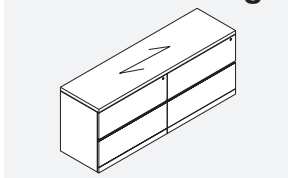
VC-XX • Full Storage Credenza with Storage Cabinet on Left & Lat. File on Right



PRODUCT CODE	PRICE		SIZE (INCHES)			WEIGHT LBS	VOL FT3
	V	U	H	W	D		
VC7224GF	5387	5130	29	72	24	305	29
VC6024MN	4488	4275	29	60	24	254	24
VC7222GF	4939	4705	29	72	22	285	27
VC6022MN	4115	3920	29	60	22	233	22
VC7220GF	4701	4477	29	72	20	272	24
VC6020MN	3917	3730	29	60	20	220	20

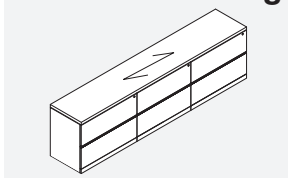
• For Aluminum Framed Glass Door option please contact customer service

VC-XX • Full Storage Credenza with 2 Sets of 36" or 30" Lat. Files



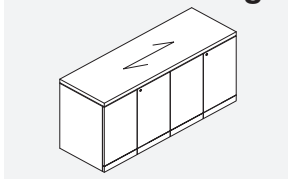
PRODUCT CODE	PRICE		SIZE (INCHES)			WEIGHT LBS	VOL FT3
	V	U	H	W	D		
VC7224FF	6890	6560	29	72	24	328	29
VC6024NN	6293	5994	29	60	24	273	24
VC7222FF	6314	6014	29	72	22	300	27
VC6022NN	5790	5515	29	60	22	218	22
VC7220FF	6015	5728	29	72	20	287	24
VC6020NN	5262	5013	29	60	20	205	20

VC-XXX • Full Storage Credenza with 3 Sets of 36" or 30" Lat. Files



PRODUCT CODE	PRICE		SIZE (INCHES)			WEIGHT LBS	VOL FT3
	V	U	H	W	D		
VC10824FFF	12117	11539	29	108	24	457	44
VC9024NNN	10100	9620	29	90	24	381	36
VC10822FFF	11108	10580	29	108	22	435	40
VC9022NNN	9258	8818	29	90	22	372	33
VC10820FFF	10100	9620	29	108	20	412	36
VC9020NNN	8416	8016	29	90	20	337	30

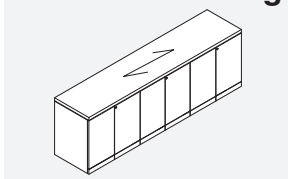
VC-XX • Full Storage Credenza with 2 Sets of Storage Cabinets



PRODUCT CODE	PRICE		SIZE (INCHES)			WEIGHT LBS	VOL FT3
	V	U	H	W	D		
VC7224GG	5111	4868	29	72	24	300	29
VC6024MM	4685	4462	29	60	24	254	24
VC7222GG	4684	4459	29	72	22	277	27
VC6022MM	4298	4093	29	60	22	232	22
VC7220GG	4466	4253	29	72	20	253	24
VC6020MM	3905	3718	29	60	20	209	20

• For Aluminum Framed Glass Door option please contact customer service

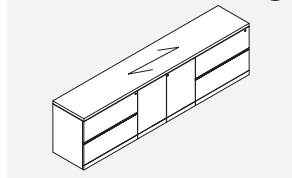
VC-XXX • Full Storage Credenza with 3 Sets of Storage Cabinets



PRODUCT CODE	PRICE		SIZE (INCHES)			WEIGHT LBS	VOL FT3
	V	U	H	W	D		
VC10824GGG	9660	9200	29	108	24	392	44
VC9024MMM	8053	7668	29	90	24	326	36
VC10822GGG	8857	8435	29	108	22	348	40
VC9022MMM	7380	7029	29	90	22	302	33
VC10820GGG	8051	7666	29	108	20	278	36
VC9020MMM	6707	6388	29	90	20	228	30

• For Aluminum Framed Glass Door option please contact customer service

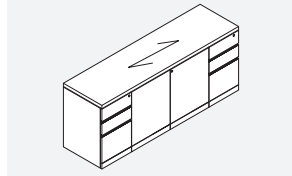
VC-XXX • Full Storage Credenza with Lat. File, Storage Cabinet & Lat. File



PRODUCT CODE	PRICE		SIZE (INCHES)			WEIGHT LBS	VOL FT3
	V	U	H	W	D		
VC10824FGF	11300	10761	29	108	24	392	44
VC9024NMN	9416	8966	29	90	24	326	36
VC10822FGF	10358	9866	29	108	22	348	40
VC9022NMN	8631	8220	29	90	22	302	33
VC10820FGF	9416	8966	29	108	20	278	36
VC9020NMN	7846	7471	29	90	20	228	30

• For Aluminum Framed Glass Door option please contact customer service

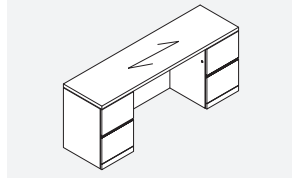
VC-XXX • Full Storage Credenza with BBF, Storage Cabinet & BBF



PRODUCT CODE	PRICE		SIZE (INCHES)			WEIGHT LBS	VOL FT3
	V	U	H	W	D		
VC7224DGD	6314	6014	29	72	24	319	29
VC6024DMD	5790	5515	29	60	24	266	24
VC7220DGD	5512	5249	29	72	20	298	24
VC6020DMD	4825	4596	29	60	20	246	20

• For Aluminum Framed Glass Door option please contact customer service

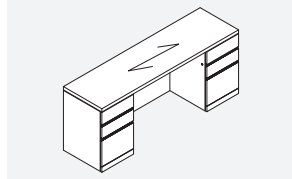
VCK-EE • Double Pedestal Credenza with FF on Left & FF on Right



PRODUCT CODE	PRICE		SIZE (INCHES)			WEIGHT LBS	VOL FT3
	V	U	H	W	D		
VCK8424EE	6600	6288	29	84	24	348	34
VCK7824EE	6130	5838	29	78	24	319	31
VCK7224EE	5660	5389	29	72	24	280	29
VCK6624EE	5575	5311	29	66	24	261	27
VCK6024EE	5188	4940	29	60	24	238	24
VCK8422EE	6050	5762	29	84	22	320	34
VCK7822EE	5620	5352	29	78	22	298	31
VCK7222EE	5190	4942	29	72	22	280	29
VCK6622EE	5108	4865	29	66	22	257	27
VCK6022EE	4756	4529	29	60	22	233	24
VCK8420EE	5767	5491	29	84	20	307	28
VCK7820EE	5352	5097	29	78	20	285	26
VCK7220EE	4940	4706	29	72	20	267	24
VCK6620EE	4528	4311	29	66	20	244	22
VCK6020EE	4120	3923	29	60	20	220	20

• Full Height Back Panel
• Knee Space

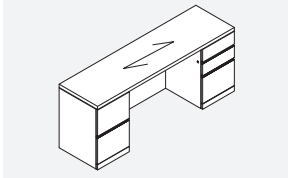
VCK-DD • Double Pedestal Credenza with BBF on Left & BBF on Right



PRODUCT CODE	PRICE		SIZE (INCHES)			WEIGHT LBS	VOL FT3
	V	U	H	W	D		
VCK8424DD	6600	6288	29	84	24	348	34
VCK7824DD	6130	5838	29	78	24	319	31
VCK7224DD	5660	5389	29	72	24	280	29
VCK6624DD	5575	5311	29	66	24	261	27
VCK6024DD	5188	4940	29	60	24	238	24
VCK8422DD	6050	5762	29	84	22	320	34
VCK7822DD	5620	5352	29	78	22	298	31
VCK7222DD	5190	4942	29	72	22	280	29
VCK6622DD	5108	4865	29	66	22	257	27
VCK6022DD	4756	4529	29	60	22	233	24
VCK8420DD	5767	5491	29	84	20	307	28
VCK7820DD	5352	5097	29	78	20	285	26
VCK7220DD	4940	4706	29	72	20	267	24
VCK6620DD	4528	4311	29	66	20	244	22
VCK6020DD	4120	3923	29	60	20	220	20

• Full Height Back Panel
• Knee Space

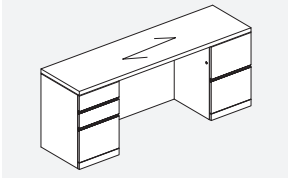
VCK-ED • Double Pedestal Credenza with FF on Left & BBF on Right



PRODUCT CODE	PRICE		SIZE (INCHES)			WEIGHT LBS	VOL FT3
	V	U	H	W	D		
VCK8424ED	6600	6288	29	84	24	348	34
VCK7824ED	6130	5838	29	78	24	319	31
VCK7224ED	5660	5389	29	72	24	280	29
VCK6624ED	5575	5311	29	66	24	261	27
VCK6024ED	5188	4940	29	60	24	238	24
VCK8422ED	6050	5762	29	84	22	320	34
VCK7822ED	5620	5352	29	78	22	298	31
VCK7222ED	5190	4942	29	72	22	280	29
VCK6622ED	5108	4865	29	66	22	257	27
VCK6022ED	4756	4529	29	60	22	233	24
VCK8420ED	5767	5491	29	84	20	307	28
VCK7820ED	5352	5097	29	78	20	285	26
VCK7220ED	4940	4706	29	72	20	267	24
VCK6620ED	4528	4311	29	66	20	244	22
VCK6020ED	4120	3923	29	60	20	220	20

- Full Height Back Panel
- Knee Space

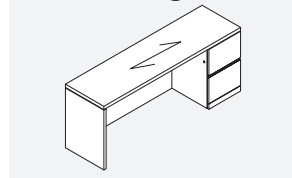
VCK-DE • Double Pedestal Credenza with BBF on Left & FF on Right



PRODUCT CODE	PRICE		SIZE (INCHES)			WEIGHT LBS	VOL FT3
	V	U	H	W	D		
VCK8424DE	6600	6288	29	84	24	348	34
VCK7824DE	6130	5838	29	78	24	319	31
VCK7224DE	5660	5389	29	72	24	280	29
VCK6624DE	5575	5311	29	66	24	261	27
VCK6024DE	5188	4940	29	60	24	238	24
VCK8422DE	6050	5762	29	84	22	320	34
VCK7822DE	5620	5352	29	78	22	298	31
VCK7222DE	5190	4942	29	72	22	280	29
VCK6622DE	5108	4865	29	66	22	257	27
VCK6022DE	4756	4529	29	60	22	233	24
VCK8420DE	5767	5491	29	84	20	307	28
VCK7820DE	5352	5097	29	78	20	285	26
VCK7220DE	4940	4706	29	72	20	267	24
VCK6620DE	4528	4311	29	66	20	244	22
VCK6020DE	4120	3923	29	60	20	220	20

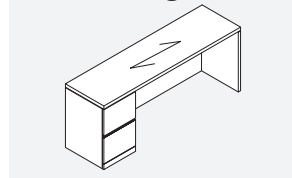
- Full Height Back Panel
- Knee Space

VCR-E • Single Pedestal Credenza with FF on Right



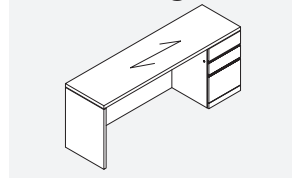
PRODUCT CODE	PRICE		SIZE (INCHES)			WEIGHT LBS	VOL FT3
	V	U	H	W	D		
VCR8424E	4991	4752	29	84	24	315	34
VCR7824E	4635	4414	29	78	24	292	31
VCR7224E	4275	4071	29	72	24	270	29
VCR6624E	4120	3923	29	66	24	247	27
VCR6024E	3743	3565	29	60	24	225	24
VCR8422E	4574	4356	29	84	22	286	34
VCR7822E	4248	4046	29	78	22	265	31
VCR7222E	3920	3735	29	72	22	250	29
VCR6622E	3774	3595	29	66	22	229	27
VCR6022E	3434	3269	29	60	22	208	24
VCR8420E	4358	4151	29	84	20	273	28
VCR7820E	4047	3853	29	78	20	252	26
VCR7220E	3736	3557	29	72	20	237	24
VCR6620E	3595	3423	29	66	20	216	22
VCR6020E	3270	3116	29	60	20	195	20

VCL-E • Single Pedestal Credenza with FF on Left



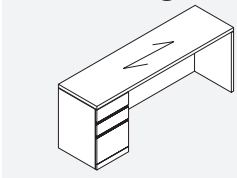
PRODUCT CODE	PRICE		SIZE (INCHES)			WEIGHT LBS	VOL FT3
	V	U	H	W	D		
VCL8424E	4991	4752	29	84	24	315	34
VCL7824E	4635	4414	29	78	24	292	31
VCL7224E	4275	4071	29	72	24	270	29
VCL6624E	4120	3923	29	66	24	247	27
VCL6024E	3743	3565	29	60	24	225	24
VCL8422E	4574	4356	29	84	22	286	34
VCL7822E	4248	4046	29	78	22	265	31
VCL7222E	3920	3735	29	72	22	250	29
VCL6622E	3774	3595	29	66	22	229	27
VCL6022E	3434	3269	29	60	22	208	24
VCL8420E	4358	4151	29	84	20	273	28
VCL7820E	4047	3853	29	78	20	252	26
VCL7220E	3736	3557	29	72	20	237	24
VCL6620E	3595	3423	29	66	20	216	22
VCL6020E	3270	3116	29	60	20	195	20

VCR-D • Single Pedestal Credenza with BBF on Right



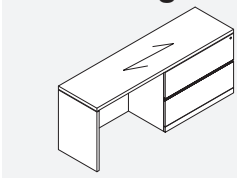
PRODUCT CODE	PRICE		SIZE (INCHES)			WEIGHT LBS	VOL FT3
	V	U	H	W	D		
VCR8424D	4991	4752	29	84	24	315	34
VCR7824D	4635	4414	29	78	24	292	31
VCR7224D	4275	4071	29	72	24	270	29
VCR6624D	4120	3923	29	66	24	247	27
VCR6024D	3743	3565	29	60	24	225	24
VCR8422D	4574	4356	29	84	22	286	34
VCR7822D	4248	4046	29	78	22	265	31
VCR7222D	3920	3735	29	72	22	250	29
VCR6622D	3774	3595	29	66	22	229	27
VCR6022D	3434	3269	29	60	22	208	24
VCR8420D	4358	4151	29	84	20	273	28
VCR7820D	4047	3853	29	78	20	252	26
VCR7220D	3736	3557	29	72	20	237	24
VCR6620D	3595	3423	29	66	20	216	22
VCR6020D	3270	3116	29	60	20	195	20

VCL-D • Single Pedestal Credenza with BBF on Left



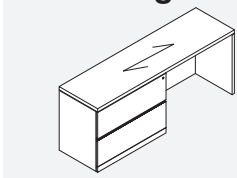
PRODUCT CODE	PRICE		SIZE (INCHES)			WEIGHT LBS	VOL FT3
	V	U	H	W	D		
VCL8424D	4991	4752	29	84	24	315	34
VCL7824D	4635	4414	29	78	24	292	31
VCL7224D	4275	4071	29	72	24	270	29
VCL6624D	4120	3923	29	66	24	247	27
VCL6024D	3743	3565	29	60	24	225	24
VCL8422D	4574	4356	29	84	22	286	34
VCL7822D	4248	4046	29	78	22	265	31
VCL7222D	3920	3735	29	72	22	250	29
VCL6622D	3774	3595	29	66	22	229	27
VCL6022D	3434	3269	29	60	22	208	24
VCL8420D	4358	4151	29	84	20	273	28
VCL7820D	4047	3853	29	78	20	252	26
VCL7220D	3736	3557	29	72	20	237	24
VCL6620D	3595	3423	29	66	20	216	22
VCL6020D	3270	3116	29	60	20	195	20

VCR-F • Single Pedestal Credenza with 36" Lat. File on Right



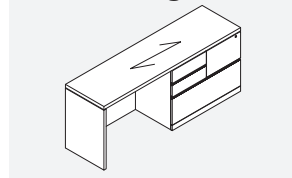
PRODUCT CODE	PRICE		SIZE (INCHES)			WEIGHT LBS	VOL FT3
	V	U	H	W	D		
VCR8424F	5799	5525	29	84	24	305	34
VCR7824F	5383	5127	29	78	24	285	31
VCR7224F	4974	4736	29	72	24	261	29
VCR6624F	4787	4560	29	66	24	239	27
VCR6024F	4345	4138	29	60	24	218	24
VCR8422F	5315	5064	29	84	22	266	31
VCR7822F	4937	4703	29	78	22	245	29
VCR7222F	4558	4341	29	72	22	230	27
VCR6622F	4387	4178	29	66	22	209	24
VCR6022F	3982	3793	29	60	22	188	22
VCR8420F	5066	4825	29	84	20	253	28
VCR7820F	4701	4477	29	78	20	233	26
VCR7220F	4340	4132	29	72	20	218	24
VCR6620F	4179	3981	29	66	20	197	22
VCR6020F	3795	3614	29	60	20	176	20

VCL-F • Single Pedestal Credenza with 36" Lat. File on Left



PRODUCT CODE	PRICE		SIZE (INCHES)			WEIGHT LBS	VOL FT3
	V	U	H	W	D		
VCL8424F	5799	5525	29	84	24	305	34
VCL7824F	5383	5127	29	78	24	285	31
VCL7224F	4974	4736	29	72	24	261	29
VCL6624F	4787	4560	29	66	24	239	27
VCL6024F	4345	4138	29	60	24	218	24
VCL8422F	5315	5064	29	84	22	266	31
VCL7822F	4937	4703	29	78	22	245	29
VCL7222F	4558	4341	29	72	22	230	27
VCL6622F	4387	4178	29	66	22	209	24
VCL6022F	3982	3793	29	60	22	188	22
VCL8420F	5066	4825	29	84	20	253	28
VCL7820F	4701	4477	29	78	20	233	26
VCL7220F	4340	4132	29	72	20	218	24
VCL6620F	4179	3981	29	66	20	197	22
VCL6020F	3795	3614	29	60	20	176	20

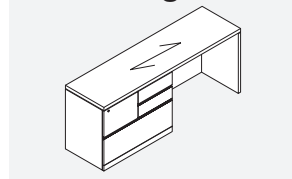
VCR-Z • Single Pedestal Credenza with Combination Storage on Right



PRODUCT CODE	PRICE		SIZE (INCHES)			WEIGHT LBS	VOL FT ³
	V	U	H	W	D		
VCR8424Z	6335	6035	29	84	24	338	34
VCR7824Z	5882	5600	29	78	24	314	31
VCR7224Z	5430	5171	29	72	24	290	29
VCR6624Z	5224	4975	29	66	24	266	27
VCR6024Z	4748	4521	29	60	24	242	24
VCR8422Z	5804	5528	29	84	22	309	31
VCR7822Z	5392	5134	29	78	22	287	29
VCR7222Z	4976	4739	29	72	22	270	27
VCR6622Z	4789	4562	29	66	22	248	24
VCR6022Z	4355	4149	29	60	22	225	22
VCR8420Z	5529	5267	29	84	20	296	28
VCR7820Z	5134	4890	29	78	20	274	26
VCR7220Z	4739	4514	29	72	20	257	24
VCR6620Z	4561	4344	29	66	20	235	22
VCR6020Z	4149	3951	29	60	20	212	20

• Combination Storage with 1 Lat. File, 2 Boxes Top Left & 1 File Top Right

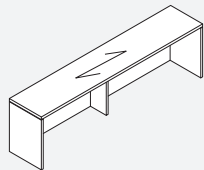
VCL-Z • Single Pedestal Credenza with Combination Storage on Left



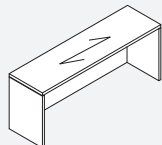
PRODUCT CODE	PRICE		SIZE (INCHES)			WEIGHT LBS	VOL FT ³
	V	U	H	W	D		
VCL8424Z	6335	6035	29	84	24	338	34
VCL7824Z	5882	5600	29	78	24	314	31
VCL7224Z	5430	5171	29	72	24	290	29
VCL6624Z	5224	4975	29	66	24	266	27
VCL6024Z	4748	4521	29	60	24	242	24
VCL8422Z	5804	5528	29	84	22	309	31
VCL7822Z	5392	5134	29	78	22	287	29
VCL7222Z	4976	4739	29	72	22	270	27
VCL6622Z	4789	4562	29	66	22	248	24
VCL6022Z	4355	4149	29	60	22	225	22
VCL8420Z	5529	5267	29	84	20	296	28
VCL7820Z	5134	4890	29	78	20	274	26
VCL7220Z	4739	4514	29	72	20	257	24
VCL6620Z	4561	4344	29	66	20	235	22
VCL6020Z	4149	3951	29	60	20	212	20

• Combination Storage with 1 Lat. File, 1 File Top Left & 2 Boxes Top Right

VC-H23 • Credenza Shell with Full Back Panel, 23" High



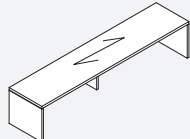
FOR SIZES 96" AND LARGER



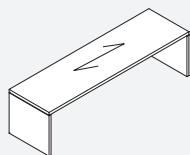
FOR SIZES LESS THAN 96"

PRODUCT CODE	PRICE		SIZE (INCHES)			WEIGHT LBS	VOL FT3
	V	U	H	W	D		
VC10824H23	4217	4017	23	108	24	328	35
VC10224H23	3984	3794	23	102	24	309	33
VC9624H23	3750	3571	23	96	24	290	31
VC9024H23	3515	3348	23	90	24	271	29
VC8424H23	3285	3127	23	84	24	253	27
VC7824H23	3046	2902	23	78	24	233	25
VC7224H23	2815	2681	23	72	24	215	23
VC6624H23	2714	2583	23	66	24	196	22
VC6024H23	2461	2343	23	60	24	176	20
VC10822H23	3868	3685	23	108	22	303	32
VC10222H23	3651	3477	23	102	22	285	30
VC9622H23	3439	3276	23	96	22	268	29
VC9022H23	3224	3068	23	90	22	250	27
VC8422H23	3009	2864	23	84	22	233	25
VC7822H23	2792	2659	23	78	22	215	23
VC7222H23	2577	2453	23	72	22	198	22
VC6622H23	2485	2366	23	66	22	180	20
VC6022H23	2256	2148	23	60	22	162	18
VC10820H23	3687	3510	23	108	20	289	29
VC10220H23	3483	3315	23	102	20	271	28
VC9620H23	3279	3124	23	96	20	254	26
VC9020H23	3073	2927	23	90	20	236	24
VC8420H23	2867	2730	23	84	20	219	23
VC7820H23	2660	2536	23	78	20	201	21
VC7220H23	2454	2339	23	72	20	189	20
VC6620H23	2365	2252	23	66	20	171	18
VC6020H23	2149	2047	23	60	20	152	16

VC-H23Q8 • Credenza Shell with 8" Back Panel, 23" High



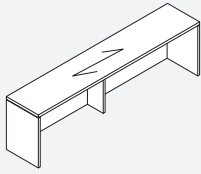
FOR SIZES 96" AND LARGER



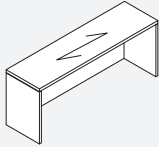
FOR SIZES LESS THAN 96"

PRODUCT CODE	PRICE		SIZE (INCHES)			WEIGHT LBS	VOL FT3
	V	U	H	W	D		
VC10824H23Q8	4217	4017	23	108	24	328	35
VC10224H23Q8	3984	3794	23	102	24	309	33
VC9624H23Q8	3750	3571	23	96	24	290	31
VC9024H23Q8	3515	3348	23	90	24	271	29
VC8424H23Q8	3285	3127	23	84	24	253	27
VC7824H23Q8	3046	2902	23	78	24	233	25
VC7224H23Q8	2815	2681	23	72	24	215	23
VC6624H23Q8	2714	2583	23	66	24	196	22
VC6024H23Q8	2461	2343	23	60	24	176	20
VC10822H23Q8	3868	3685	23	108	22	303	32
VC10222H23Q8	3651	3477	23	102	22	285	30
VC9622H23Q8	3439	3276	23	96	22	268	29
VC9022H23Q8	3224	3068	23	90	22	250	27
VC8422H23Q8	3009	2864	23	84	22	233	25
VC7822H23Q8	2792	2659	23	78	22	215	23
VC7222H23Q8	2577	2453	23	72	22	198	22
VC6622H23Q8	2485	2366	23	66	22	180	20
VC6022H23Q8	2256	2148	23	60	22	162	18
VC10820H23Q8	3687	3510	23	108	20	289	29
VC10220H23Q8	3483	3315	23	102	20	271	28
VC9620H23Q8	3279	3124	23	96	20	254	26
VC9020H23Q8	3073	2927	23	90	20	236	24
VC8420H23Q8	2867	2730	23	84	20	219	23
VC7820H23Q8	2660	2536	23	78	20	201	21
VC7220H23Q8	2454	2339	23	72	20	189	20
VC6620H23Q8	2365	2252	23	66	20	171	18
VC6020H23Q8	2149	2047	23	60	20	152	16

VC • Credenza Shell with Full Back Panel



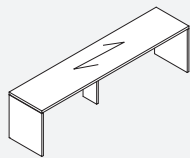
FOR SIZES 96" AND LARGER



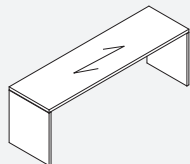
FOR SIZES LESS THAN 96"

PRODUCT CODE	PRICE		SIZE (INCHES)			WEIGHT LBS	VOL FT ³
	V	U	H	W	D		
VC10824	4217	4017	29	108	24	348	44
VC10224	3984	3794	29	102	24	329	41
VC9624	3750	3571	29	96	24	309	39
VC9024	3515	3348	29	90	24	290	36
VC8424	3285	3127	29	84	24	271	34
VC7824	3046	2902	29	78	24	251	31
VC7224	2815	2681	29	72	24	232	29
VC6624	2714	2583	29	66	24	213	27
VC6024	2461	2343	29	60	24	193	24
VC5424	2331	2220	29	54	24	174	22
VC4824	2202	2097	29	48	24	155	19
VC4224	1865	1777	29	42	24	135	17
VC10822	3868	3685	29	108	22	323	40
VC10222	3651	3477	29	102	22	305	38
VC9622	3439	3276	29	96	22	287	35
VC9022	3224	3068	29	90	22	269	33
VC8422	3009	2864	29	84	22	251	31
VC7822	2792	2659	29	78	22	233	29
VC7222	2577	2453	29	72	22	215	27
VC6622	2485	2366	29	66	22	197	24
VC6022	2256	2148	29	60	22	179	22
VC5422	2136	2037	29	54	22	161	20
VC4822	2021	1925	29	48	22	143	18
VC4222	1709	1628	29	42	22	125	16
VC10820	3687	3510	29	108	20	309	36
VC10220	3483	3315	29	102	20	291	34
VC9620	3279	3124	29	96	20	273	32
VC9020	3073	2927	29	90	20	255	30
VC8420	2867	2730	29	84	20	237	28
VC7820	2660	2536	29	78	20	219	26
VC7220	2454	2339	29	72	20	206	24
VC6620	2365	2252	29	66	20	188	22
VC6020	2149	2047	29	60	20	169	20
VC5420	2037	1938	29	54	20	147	18
VC4820	1924	1833	29	48	20	101	16
VC4220	1626	1549	29	42	20	86	14

VC-Q8 • Credenza Shell with 8" Back Panel



FOR SIZES 96" AND LARGER



FOR SIZES LESS THAN 96"

PRODUCT CODE	PRICE		SIZE (INCHES)			WEIGHT LBS	VOL FT ³
	V	U	H	W	D		
VC10824Q8	4217	4017	29	108	24	348	44
VC10224Q8	3984	3794	29	102	24	329	41
VC9624Q8	3750	3571	29	96	24	309	39
VC9024Q8	3515	3348	29	90	24	290	36
VC8424Q8	3285	3127	29	84	24	271	34
VC7824Q8	3046	2902	29	78	24	251	31
VC7224Q8	2815	2681	29	72	24	232	29
VC6624Q8	2714	2583	29	66	24	213	27
VC6024Q8	2461	2343	29	60	24	193	24
VC5424Q8	2331	2220	29	54	24	174	22
VC4824Q8	2202	2097	29	48	24	155	19
VC4224Q8	1865	1777	29	42	24	135	17
VC10822Q8	3868	3685	29	108	22	323	40
VC10222Q8	3651	3477	29	102	22	305	38
VC9622Q8	3439	3276	29	96	22	287	35
VC9022Q8	3224	3068	29	90	22	269	33
VC8422Q8	3009	2864	29	84	22	251	31
VC7822Q8	2792	2659	29	78	22	233	29
VC7222Q8	2577	2453	29	72	22	215	27
VC6622Q8	2485	2366	29	66	22	197	24
VC6022Q8	2256	2148	29	60	22	179	22
VC5422Q8	2136	2037	29	54	22	161	20
VC4822Q8	2021	1925	29	48	22	143	18
VC4222Q8	1709	1628	29	42	22	125	16
VC10820Q8	3687	3510	29	108	20	309	36
VC10220Q8	3483	3315	29	102	20	291	34
VC9620Q8	3279	3124	29	96	20	273	32
VC9020Q8	3073	2927	29	90	20	255	30
VC8420Q8	2867	2730	29	84	20	237	28
VC7820Q8	2660	2536	29	78	20	219	26
VC7220Q8	2454	2339	29	72	20	206	24
VC6620Q8	2365	2252	29	66	20	188	22
VC6020Q8	2149	2047	29	60	20	169	20
VC5420Q8	2037	1938	29	54	20	147	18
VC4820Q8	1924	1833	29	48	20	101	16
VC4220Q8	1626	1549	29	42	20	86	14

CORNERS AND COMPONENTS • TECHNICAL INFORMATION

Corners

- All units are shipped assembled.
- Unit includes grommets shown and installed horizontal wire management.

Linking Bridge

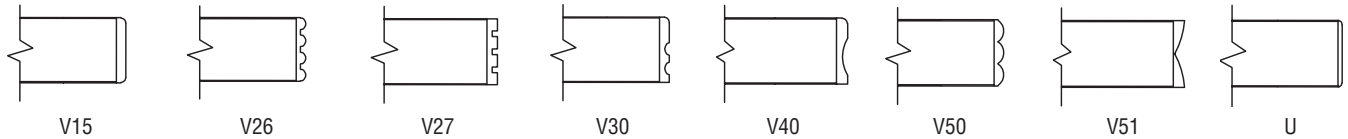
- Handed by recessed end panel.
- See Page A.16 for reference.

Linking Return

- Unit includes grommets shown and installed horizontal wire management.
- Handed by full end panel.

Table

- Unit includes grommets shown and installed horizontal wire management.
- If Grommet is not specified Black Grommet is standard.



CORNERS AND COMPONENTS • GUIDELINES FOR ORDERING PRODUCT

CODES: The price list uses a numbering system with meaningful alphanumeric characters to create a simple-to-understand product number. This makes specifying the product easy and accurate.

SPECIFICATION EXAMPLE OF A CORNER UNIT

PRODUCT CODE:

VE484824

V = Versailles Series

E = Corner Table with Straight Front

4848 = Size: Width x Depth

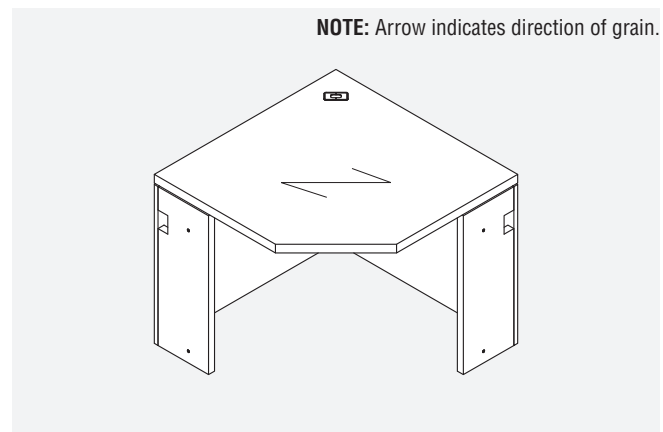
24 = Linking Bridge Depth Size

FINISH: Choose Finish

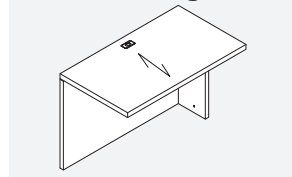
EDGE: Choose Profile

For Grommet Location see Page A.13

NOTE: Arrow indicates direction of grain.



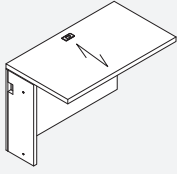
VBT-NLR • Right Linking Bridge to join Corner Worksurface to Desk or Credenza



PRODUCT CODE	PRICE		SIZE (INCHES)			WEIGHT LBS	VOL FT3
	V	U	H	W	D		
VBT6024NLR CG	2127	2025	29	60	24	145	24
VBT5424NLR CG	1916	1824	29	54	24	131	22
VBT4824NLR CG	1702	1620	29	48	24	116	19
VBT4224NLR CG	1379	1315	29	42	24	102	17
VBT3624NLR CG	1252	1191	29	36	24	87	15
VBT3024NLR CG	1222	1164	29	30	24	73	12
VBT6022NLR CG	2025	1928	29	60	22	131	22
VBT5422NLR CG	1823	1736	29	54	22	118	20
VBT4822NLR CG	1620	1542	29	48	22	110	18
VBT4222NLR CG	1312	1251	29	42	22	95	16
VBT3622NLR CG	1191	1136	29	36	22	80	13
VBT3022NLR CG	1164	1110	29	30	22	65	11

- With Full Back Panel

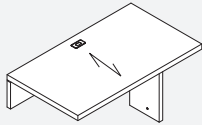
VBT-NLL • Left Linking Bridge to join Corner Worksurface to Desk or Credenza



PRODUCT CODE	PRICE		SIZE (INCHES)			WEIGHT LBS	VOL FT ³
	V	U	H	W	D		
VBT6024NLLCG	2127	2025	29	60	24	145	24
VBT5424NLLCG	1916	1824	29	54	24	131	22
VBT4824NLLCG	1702	1620	29	48	24	116	19
VBT4224NLLCG	1379	1315	29	42	24	102	17
VBT3624NLLCG	1252	1191	29	36	24	87	15
VBT3024NLLCG	1222	1164	29	30	24	73	12
VBT6022NLLCG	2025	1928	29	60	22	131	22
VBT5422NLLCG	1823	1736	29	54	22	118	20
VBT4822NLLCG	1620	1542	29	48	22	110	18
VBT4222NLLCG	1312	1251	29	42	22	95	16
VBT3622NLLCG	1191	1136	29	36	22	80	13
VBT3022NLLCG	1164	1110	29	30	22	65	11

• With Full Back Panel

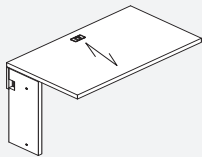
VBT-NLRQ8 • Right Linking Bridge to join Corner Worksurface to Desk or Credenza



PRODUCT CODE	PRICE		SIZE (INCHES)			WEIGHT LBS	VOL FT ³
	V	U	H	W	D		
VBT6024NLRQ8CG	1916	1824	29	60	24	145	24
VBT5424NLRQ8CG	1725	1643	29	54	24	131	22
VBT4824NLRQ8CG	1535	1462	29	48	24	116	19
VBT4224NLRQ8CG	1238	1178	29	42	24	102	17
VBT3624NLRQ8CG	1128	1075	29	36	24	87	15
VBT3024NLRQ8CG	1101	1049	29	30	24	73	12
VBT6022NLRQ8CG	1823	1736	29	60	22	131	22
VBT5422NLRQ8CG	1643	1565	29	54	22	118	20
VBT4822NLRQ8CG	1462	1392	29	48	22	110	18
VBT4222NLRQ8CG	1178	1122	29	42	22	95	16
VBT3622NLRQ8CG	1074	1021	29	36	22	80	13
VBT3022NLRQ8CG	1052	1000	29	30	22	65	11

• With 8" Back Panel

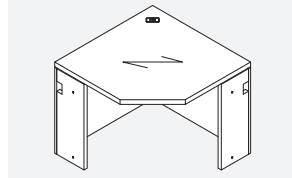
VBT-NLLQ8 • Left Linking Bridge to join Corner Worksurface to Desk or Credenza



PRODUCT CODE	PRICE		SIZE (INCHES)			WEIGHT LBS	VOL FT ³
	V	U	H	W	D		
VBT6024NLLQ8CG	1916	1824	29	60	24	145	24
VBT5424NLLQ8CG	1725	1643	29	54	24	131	22
VBT4824NLLQ8CG	1535	1462	29	48	24	116	19
VBT4224NLLQ8CG	1238	1178	29	42	24	102	17
VBT3624NLLQ8CG	1128	1075	29	36	24	87	15
VBT3024NLLQ8CG	1101	1049	29	30	24	73	12
VBT6022NLLQ8CG	1823	1736	29	60	22	131	22
VBT5422NLLQ8CG	1643	1565	29	54	22	118	20
VBT4822NLLQ8CG	1462	1392	29	48	22	110	18
VBT4222NLLQ8CG	1178	1122	29	42	22	95	16
VBT3622NLLQ8CG	1074	1021	29	36	22	80	13
VBT3022NLLQ8CG	1052	1000	29	30	22	65	11

• With 8" Back Panel

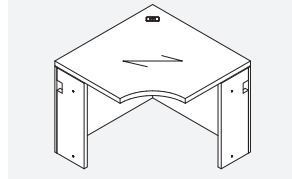
VE • Corner Table to be used with Linking Returns & Linking Bridges



PRODUCT CODE	PRICE		SIZE (INCHES)			WEIGHT LBS	VOL FT3
	V	U	H	W	D		
VE484824	3061	2914	29	48	48	201	39
VE424224	2346	2235	29	42	42	155	30
VE363624	2230	2123	29	36	36	135	22
VE484822	3061	2914	29	48	48	196	39
VE424222	2346	2235	29	42	42	150	30
VE363622	2230	2123	29	36	36	130	22

• With 2 Recessed End Panels

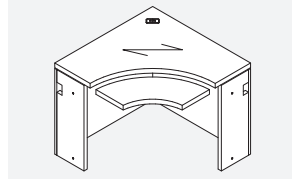
VEK • Corner Table to be used with Linking Returns & Linking Bridges



PRODUCT CODE	PRICE		SIZE (INCHES)			WEIGHT LBS	VOL FT3
	V	U	H	W	D		
VEK484824	3522	3355	29	48	48	201	39
VEK424224	2696	2569	29	42	42	155	30
VEK363624	2561	2440	29	36	36	135	22
VEK484822	3522	3355	29	48	48	196	39
VEK424222	2696	2569	29	42	42	150	30
VEK363622	2561	2440	29	36	36	130	22

• With 2 Recessed End Panels and Inner Curve

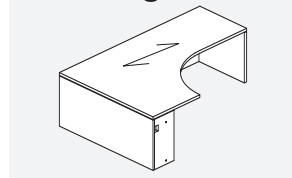
VEKS • Corner Table to be used with Linking Returns & Linking Bridges



PRODUCT CODE	PRICE		SIZE (INCHES)			WEIGHT LBS	VOL FT3
	V	U	H	W	D		
VEKS484824	5851	5574	29	48	48	201	39
VEKS424224	4902	4668	29	42	42	155	30
VEKS363624	4747	4520	29	36	36	135	22
VEKS484822	5851	5574	29	48	48	196	39
VEKS424222	4902	4668	29	42	42	150	30
VEKS363622	4747	4520	29	36	36	130	22

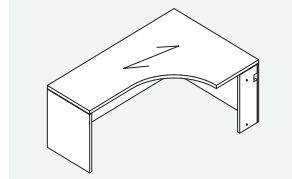
• With 2 Recessed End Panels and Inner Curve
• Adj. Keyboard Tray and an Articulating Arm

VEKR • Right Extended Corner Table with Inner Curve & 24" Return Connection



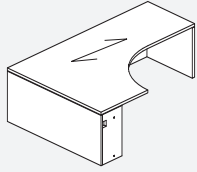
PRODUCT CODE	PRICE		SIZE (INCHES)			WEIGHT LBS	VOL FT3
	V	U	H	W	D		
VEKR489624	5479	5218	29	96	48	387	77
VEKR489024	5173	4928	29	90	48	363	73
VEKR488424	5114	4871	29	84	48	338	68
VEKR487824	5088	4846	29	78	48	314	63
VEKR487224	4833	4605	29	72	48	290	58
VEKR486624	4508	4292	29	66	48	266	52
VEKR486024	4179	3981	29	60	48	242	48

VEKL • Left Extended Corner Table with Inner Curve & 24" Return Connection



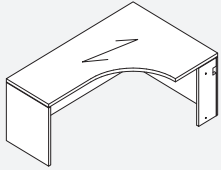
PRODUCT CODE	PRICE		SIZE (INCHES)			WEIGHT LBS	VOL FT3
	V	U	H	W	D		
VEKL964824	5479	5218	29	96	48	387	77
VEKL904824	5173	4928	29	90	48	363	73
VEKL844824	5114	4871	29	84	48	338	68
VEKL784824	5088	4846	29	78	48	314	63
VEKL724824	4833	4605	29	72	48	290	58
VEKL664824	4508	4292	29	66	48	266	52
VEKL604824	4179	3981	29	60	48	242	48

VEKR • Right Extended Corner Table with Inner Curve & 22" Return Connection



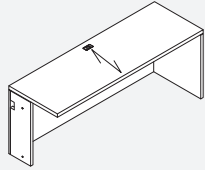
PRODUCT CODE	PRICE		SIZE (INCHES)			WEIGHT LBS	VOL FT3
	V	U	H	W	D		
VEKR489622	5479	5218	29	96	48	387	77
VEKR489022	5173	4928	29	90	48	363	73
VEKR488422	5114	4871	29	84	48	338	68
VEKR487822	5088	4846	29	78	48	314	63
VEKR487222	4833	4605	29	72	48	290	58
VEKR486622	4508	4292	29	66	48	266	52
VEKR486022	4179	3981	29	60	48	242	48

VEKL • Left Extended Corner Table with Inner Curve & 22" Return Connection



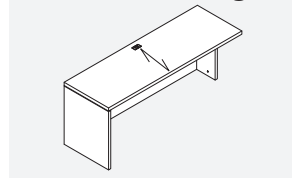
PRODUCT CODE	PRICE		SIZE (INCHES)			WEIGHT LBS	VOL FT3
	V	U	H	W	D		
VEKL964822	5479	5218	29	96	48	387	77
VEKL904822	5173	4928	29	90	48	363	73
VEKL844822	5114	4871	29	84	48	338	68
VEKL784822	5088	4846	29	78	48	314	63
VEKL724822	4833	4605	29	72	48	290	58
VEKL664822	4508	4292	29	66	48	266	52
VEKL604822	4179	3981	29	60	48	242	48

VVR • Right Linking Return to be used with Corner Unit



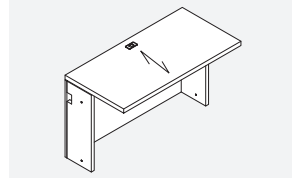
PRODUCT CODE	PRICE		SIZE (INCHES)			WEIGHT LBS	VOL FT3
	V	U	H	W	D		
VVR9624CG	3524	3358	29	96	24	200	39
VVR9024CG	3309	3152	29	90	24	187	36
VVR8424CG	3088	2939	29	84	24	174	34
VVR7824CG	2864	2728	29	78	24	162	31
VVR7224CG	2646	2519	29	72	24	149	29
VVR6624CG	2484	2365	29	66	24	141	27
VVR6024CG	2321	2210	29	60	24	132	24
VVR5424CG	2188	2085	29	54	24	121	22
VVR4824CG	2053	1957	29	48	24	115	19
VVR4224CG	1734	1653	29	42	24	99	17
VVR3624CG	1669	1590	29	36	24	83	15
VVR3024CG	1643	1565	29	30	24	77	12
VVR2424CG	1376	1311	29	24	24	61	10
VVR9622CG	3358	3200	29	96	22	187	39
VVR9022CG	3152	3000	29	90	22	175	36
VVR8422CG	2940	2801	29	84	22	163	34
VVR7822CG	2726	2595	29	78	22	152	31
VVR7222CG	2519	2399	29	72	22	140	29
VVR6622CG	2365	2252	29	66	22	133	27
VVR6022CG	2211	2105	29	60	22	125	24
VVR5422CG	2085	1986	29	54	22	113	22
VVR4822CG	1958	1865	29	48	22	110	19
VVR4222CG	1651	1571	29	42	22	95	17
VVR3622CG	1590	1515	29	36	22	80	15
VVR3022CG	1564	1489	29	30	22	75	12
VVR2422CG	1312	1251	29	24	22	60	10

VVL • Left Linking Return to be used with Corner Unit



PRODUCT CODE	PRICE		SIZE (INCHES)			WEIGHT LBS	VOL FT ³
	V	U	H	W	D		
VVL9624CG	3524	3358	29	96	24	200	39
VVL9024CG	3309	3152	29	90	24	187	36
VVL8424CG	3088	2939	29	84	24	174	34
VVL7824CG	2864	2728	29	78	24	162	31
VVL7224CG	2646	2519	29	72	24	149	29
VVL6624CG	2484	2365	29	66	24	141	27
VVL6024CG	2321	2210	29	60	24	132	24
VVL5424CG	2188	2085	29	54	24	121	22
VVL4824CG	2053	1957	29	48	24	115	19
VVL4224CG	1734	1653	29	42	24	99	17
VVL3624CG	1669	1590	29	36	24	83	15
VVL3024CG	1643	1565	29	30	24	77	12
VVL2424CG	1376	1311	29	24	24	61	10
VVL9622CG	3358	3200	29	96	22	187	39
VVL9022CG	3152	3000	29	90	22	175	36
VVL8422CG	2940	2801	29	84	22	163	34
VVL7822CG	2726	2595	29	78	22	152	31
VVL7222CG	2519	2399	29	72	22	140	29
VVL6622CG	2365	2252	29	66	22	133	27
VVL6022CG	2211	2105	29	60	22	125	24
VVL5422CG	2085	1986	29	54	22	113	22
VVL4822CG	1958	1865	29	48	22	110	19
VVL4222CG	1651	1571	29	42	22	95	17
VVL3622CG	1590	1515	29	36	22	80	15
VVL3022CG	1564	1489	29	30	22	75	12
VVL2422CG	1312	1251	29	24	22	60	10

VV • Center Surface with Recessed End Panels



PRODUCT CODE	PRICE		SIZE (INCHES)			WEIGHT LBS	VOL FT ³
	V	U	H	W	D		
VV9624CG	3445	3280	29	96	24	197	39
VV9024CG	3231	3078	29	90	24	185	36
VV8424CG	3015	2873	29	84	24	173	34
VV7824CG	2798	2665	29	78	24	160	31
VV7224CG	2582	2460	29	72	24	145	29
VV6624CG	2421	2302	29	66	24	136	27
VV6024CG	2261	2152	29	60	24	123	24
VV5424CG	2127	2025	29	54	24	119	22
VV4824CG	1993	1900	29	48	24	107	19
VV4224CG	1840	1752	29	42	24	91	17
VV3624CG	1669	1590	29	36	24	76	15
VV3024CG	1580	1505	29	30	24	70	12
VV2424CG	1324	1262	29	24	24	53	10
VV9622CG	3284	3126	29	96	22	181	35
VV9022CG	3079	2933	29	90	22	169	33
VV8422CG	2873	2736	29	84	22	157	31
VV7822CG	2665	2538	29	78	22	145	29
VV7222CG	2460	2341	29	72	22	133	27
VV6622CG	2306	2197	29	66	22	126	24
VV6022CG	2152	2049	29	60	22	118	22
VV5422CG	2025	1928	29	54	22	111	20
VV4822CG	1900	1812	29	48	22	103	18
VV4222CG	1590	1515	29	42	22	88	16
VV3622CG	1535	1462	29	36	22	73	13
VV3022CG	1505	1432	29	30	22	68	11
VV2422CG	1262	1202	29	24	22	52	9

MODULAR STORAGE • TECHNICAL INFORMATION

- All storage components are shipped assembled.
- Components 28" high are intended for use with a Desk, Credenza or Return Shell
- Components 19.5" high are intended for use with 23" high Credenza Shell.
- Backs on 28" high Pedestals and Cabinets are unfinished. If finished back is required, please see Page H.3.
- Modular Cabinets and Bookcases 48" and 54" high do not have a profiled top. If a profiled top is required, please see Page H.10 to H.13 of this section.
- If Handle is specified:
 - Black and Brass Handle = Black Lock & Grommet.
 - Silver, Nickel and Tungsten Handle = Tungsten Lock & Grommet.
- If Handle is not specified Routed Pull, Black Lock & Grommet are standard.

MODULAR STORAGE • GUIDELINES FOR ORDERING PRODUCT

CODES: The price list uses a numbering system with meaningful alphanumeric characters to create a simple-to-understand product number. This makes specifying the product easy and accurate.

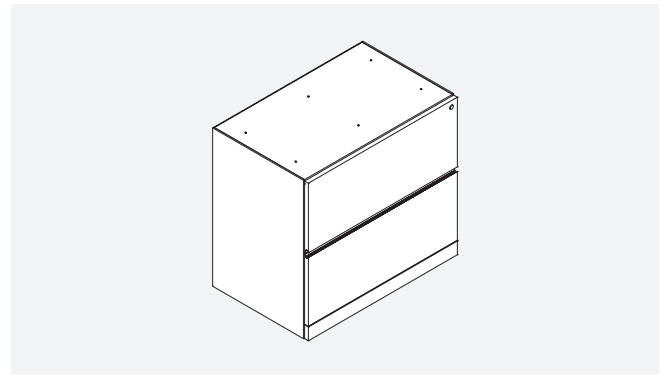
SPECIFICATION EXAMPLE OF A LATERAL FILE UNIT

PRODUCT CODE:

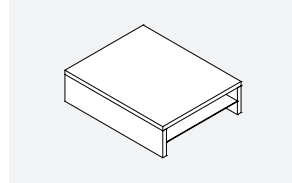
VWF
 V = Versailles Series
 W = Modular/Freestanding Unit
 F = 35" wide Lateral File

FINISH: Choose Finish

HANDLE: Choose Handle



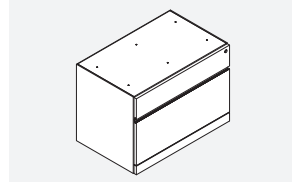
VSPBOX1620 • Worksurface Spacer with Glass Shelf



PRODUCT CODE	PRICE	SIZE (INCHES)			WEIGHT LBS	VOL FT3
		H	W	D		
VSPBOX1620	589	4.75	16	20	15	2

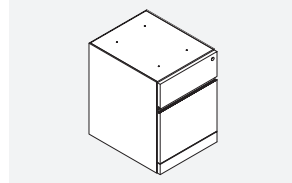
- To be used with a 23" high VC Credenza Shell and VR Connecting Rectangular Shaped Table Desk.

VWB • Modular Box Drawer and Lat. File



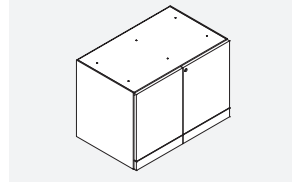
PRODUCT CODE	PRICE	SIZE (INCHES)			WEIGHT LBS	VOL FT3
		H	W	D		
VWB36	2350	21	35	19	115	11
VWB30	2056	21	30	19	96	9

VWB15 • Modular BF Pedestal



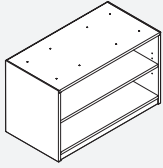
PRODUCT CODE	PRICE	SIZE (INCHES)			WEIGHT LBS	VOL FT3
		H	W	D		
VWB15	1287	21	15.5	19	50	3

VW-G/M21 • Modular Storage Cabinet with Doors & Adj. Shelf



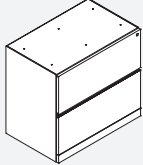
PRODUCT CODE	PRICE	SIZE (INCHES)			WEIGHT LBS	VOL FT3
		H	W	D		
VWGH21	1638	21	35	19	115	11
VWMMH21	1451	21	30	19	96	9

VWOB-21 • Modular Open Storage Cabinet with Adj. Shelf



PRODUCT CODE	PRICE	SIZE (INCHES)			WEIGHT LBS	VOL FT3
		H	W	D		
VWOB36H21	1309	21	35	19	107	11
VWOB30H21	1158	21	30	19	88	9

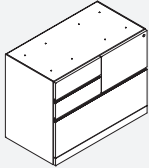
VW-F/N • Modular Lateral File



PRODUCT CODE	PRICE	SIZE (INCHES)			WEIGHT LBS	VOL FT3
		H	W	D		
VWF	2350	28	35	19	115	11
VWN	2056	28	30	19	96	9
VWF.5	2350	28	34.5	19	115	11

• Units with “.5” at end of code are intended to be used if a Full Storage Credenza is to be created. For Single Pedestal installations either style can be used.

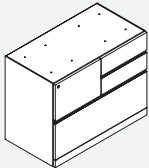
VWZR • Modular Combination Storage with 1 Lat. File, 2 Boxes Top Left & 1 File Top Right



PRODUCT CODE	PRICE	SIZE (INCHES)			WEIGHT LBS	VOL FT3
		H	W	D		
VWZR	2727	28	35	19	115	11
VWZR.5	2727	28	34.5	19	115	11

• Units with “.5” at end of code are intended to be used if a Full Storage Credenza is to be created. For Single Pedestal installations either style can be used.

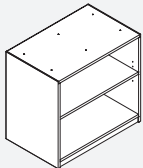
VWZL • Modular Combination Storage with 1 Lat. File, 1 File Top Left & 2 Boxes Top Right



PRODUCT CODE	PRICE	SIZE (INCHES)			WEIGHT LBS	VOL FT3
		H	W	D		
VWZL	2727	28	35	19	115	11
VWZL.5	2727	28	34.5	19	115	11

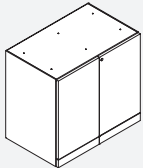
• Units with “.5” at end of code are intended to be used if a Full Storage Credenza is to be created. For Single Pedestal installations either style can be used.

VWOB • Modular Open Storage with Adj. Shelf



PRODUCT CODE	PRICE	SIZE (INCHES)			WEIGHT LBS	VOL FT3
		H	W	D		
VWOB36	1310	28	35	19	92	11
VWOB30	1159	28	30	19	77	9

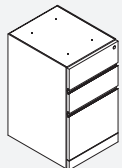
VW-G/M • Modular Storage Cabinet with Doors and Adj. Shelf



PRODUCT CODE	PRICE	SIZE (INCHES)			WEIGHT LBS	VOL FT3
		H	W	D		
VWG	1637	28	35	19	115	11
VWM	1450	28	30	19	96	9
VWG.5	1637	28	34.5	19	115	11

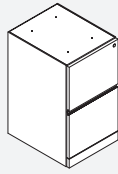
• Units with “.5” at end of code are intended to be used if a Full Storage Credenza is to be created. For Single Pedestal installations either style can be used.
 • For Aluminum Framed Glass Door option please contact Customer Service.

VW-D • Modular BBF Pedestal



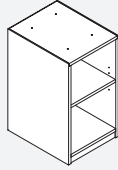
PRODUCT CODE	PRICE	SIZE (INCHES)			WEIGHT LBS	VOL FT3
		H	W	D		
VWWD (Letter Width)	1812	28	15.5	23	72	6
VWD (Letter Width)	1574	28	15.5	19	70	5
VWWLD (Legal Width)	2171	28	18.5	23	85	7
VWLD (Legal Width)	1891	28	18.5	19	83	6

VW-E • Modular FF Pedestal



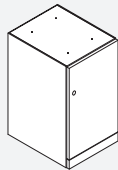
PRODUCT CODE	PRICE	SIZE (INCHES)			WEIGHT LBS	VOL FT3
		H	W	D		
VWWE (Letter Width)	1812	28	15.5	23	72	6
VWE (Letter Width)	1574	28	15.5	19	70	5
VWWLE (Legal Width)	2171	28	18.5	23	85	7
VWLE (Legal Width)	1891	28	18.5	19	83	6

VW-Q • Modular Open Storage with Adj. Shelf



PRODUCT CODE	PRICE	SIZE (INCHES)			WEIGHT LBS	VOL FT3
		H	W	D		
VWWQ	1355	28	15	22	45	6
VWQ	1121	28	15	18	37	5

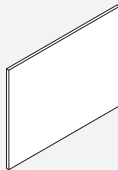
VWi • Modular Storage Cabinet with Door & Adj. Shelf



PRODUCT CODE	PRICE	SIZE (INCHES)			WEIGHT LBS	VOL FT3
		H	W	D		
VWWIR	1459	28	15.5	23	53	6
VWIR	1203	28	15.5	19	45	5
VWWIL	1459	28	15.5	23	53	6
VWIL	1203	28	15.5	19	45	5

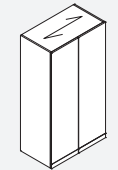
• For Aluminum Framed Glass Door option please contact Customer Service.

VBA • Finished Back for Modular Pedestal



PRODUCT CODE	PRICE	SIZE (INCHES)			WEIGHT LBS	VOL FT3
		H	W	D		
VBA15	165	27.5	15.5		8	2
VBA18	191	27.5	18.5		10	2
VBA30	332	27.5	30		15	3
VBA36	399	27.5	35		18	3

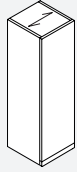
C1 • Storage Cabinet with Doors & Adj. Shelves



PRODUCT CODE	PRICE	SIZE (INCHES)			WEIGHT LBS	VOL FT3
		H	W	D		
C1D24W36H54	3505	54	35	24	130	27
C1D24W36H48	3253	48	35	24	116	24
C1D24W30H54	3485	54	30	24	110	23
C1D24W30H48	3164	48	30	24	97	21
C1D24W24H54	3425	54	24	24	88	18
C1D24W24H48	3099	48	24	24	78	16
C1D22W36H54	3211	54	35	22	120	25
C1D22W36H48	2970	48	35	22	107	22
C1D22W30H54	3194	54	30	22	102	21
C1D22W30H48	2900	48	30	22	90	19
C1D22W24H54	3137	54	24	22	81	17
C1D22W24H48	2841	48	24	22	72	15
C1D20W36H54	3036	54	35	20	110	23
C1D20W36H48	2697	48	35	20	97	20
C1D20W30H54	2967	54	30	20	92	19
C1D20W30H48	2639	48	30	20	81	17
C1D20W24H54	2906	54	24	20	71	15
C1D20W24H48	2583	48	24	20	63	13

• Storage with 3 Adj. Shelves
 • For aluminum framed glass door option please contact Customer Service.

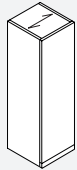
C1-R • Right Storage Cabinet with Door & Adj. Shelves



PRODUCT CODE	PRICE	SIZE (INCHES)			WEIGHT LBS	VOL FT3
		H	W	D		
C1D24W18H54R	2807	54	18	24	74	13
C1D24W18H48R	2497	48	18	24	65	12
C1D24W16H54R	2496	54	15.5	24	63	12
C1D24W16H48R	2218	48	15.5	24	58	11
C1D22W18H54R	2575	54	18	22	68	12
C1D22W18H48R	2290	48	18	22	60	11
C1D22W16H54R	2288	54	15.5	22	61	11
C1D22W16H48R	2037	48	15.5	22	54	10
C1D20W18H54R	2340	54	18	20	68	11
C1D20W18H48R	2081	48	18	20	60	10
C1D20W16H54R	2080	54	15.5	20	61	10
C1D20W16H48R	1850	48	15.5	20	54	9

- Storage with 3 Adj. Shelves
- For aluminum framed glass door option please contact Customer Service.

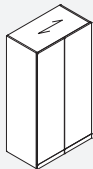
C1-L • Left Storage Cabinet with Door & Adj. Shelves



PRODUCT CODE	PRICE	SIZE (INCHES)			WEIGHT LBS	VOL FT3
		H	W	D		
C1D24W18H54L	2807	54	18	24	74	13
C1D24W18H48L	2497	48	18	24	65	12
C1D24W16H54L	2496	54	15.5	24	63	12
C1D24W16H48L	2218	48	15.5	24	58	11
C1D22W18H54L	2575	54	18	22	68	12
C1D22W18H48L	2290	48	18	22	60	11
C1D22W16H54L	2288	54	15.5	22	61	11
C1D22W16H48L	2037	48	15.5	22	54	10
C1D20W18H54L	2340	54	18	20	68	11
C1D20W18H48L	2081	48	18	20	60	10
C1D20W16H54L	2080	54	15.5	20	61	10
C1D20W16H48L	1850	48	15.5	20	54	9

- Storage with 3 Adj. Shelves
- For aluminum framed glass door option please contact Customer Service.


C2 • Wardrobe Cabinet with Doors, Coat Rack & Hat Shelf



PRODUCT CODE	PRICE	SIZE (INCHES)			WEIGHT LBS	VOL FT3
		H	W	D		
C2D22W36H54	2892	54	35	22	120	25
C2D22W36H48	2650	48	35	22	107	22
C2D22W30H54	2875	54	30	22	120	21
C2D22W30H48	2581	48	30	22	107	19
C2D22W24H54	2875	54	24	22	95	17
C2D22W24H48	2522	48	24	22	85	15
C2D20W36H54	2717	54	35	20	119	23
C2D20W36H48	2378	48	35	20	102	20
C2D20W30H54	2647	54	30	20	101	19
C2D20W30H48	2320	48	30	20	89	17
C2D20W24H54	2583	54	24	20	81	15
C2D20W24H48	2264	48	24	20	72	13

- For aluminum framed glass door option please contact Customer Service.


C2-R • Right Wardrobe Cabinet with Door, Coat Rack & Hat Shelf



PRODUCT CODE	PRICE	SIZE (INCHES)			WEIGHT LBS	VOL FT3
		H	W	D		
C2D24W24H54R	3485	54	24	24	97	18
C2D24W24H48R	3099	48	24	24	86	16
C2D24W18H54R	2807	54	18	24	73	13
C2D24W18H48R	2497	48	18	24	65	12
C2D24W12H54R	2677	54	12	24	48	9
C2D24W12H48R	2378	48	12	24	43	8
C2D22W24H54R	3194	54	24	22	90	17
C2D22W24H48R	2841	48	24	22	80	15
C2D22W18H54R	2575	54	18	22	68	12
C2D22W18H48R	2290	48	18	22	60	11
C2D22W12H54R	2453	54	12	22	45	8
C2D22W12H48R	2180	48	12	22	40	7
C2D20W24H54R	2906	54	24	20	81	15
C2D20W24H48R	2583	48	24	20	72	13
C2D20W18H54R	2340	54	18	20	61	11
C2D20W18H48R	2081	48	18	20	54	10
C2D20W12H54R	2231	54	12	20	41	8
C2D20W12H48R	1982	48	12	20	36	7

• For Aluminum Framed Glass Door option please contact Customer Service.

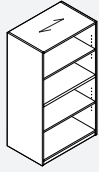
C2-L • Left Wardrobe Cabinet with Door, Coat Rack & Hat Shelf



PRODUCT CODE	PRICE	SIZE (INCHES)			WEIGHT LBS	VOL FT3
		H	W	D		
C2D24W24H54L	3485	54	24	24	97	18
C2D24W24H48L	3099	48	24	24	86	16
C2D24W18H54L	2807	54	18	24	73	13
C2D24W18H48L	2497	48	18	24	65	12
C2D24W12H54L	2677	54	12	24	48	9
C2D24W12H48L	2378	48	12	24	43	8
C2D22W24H54L	3194	54	24	22	90	17
C2D22W24H48L	2841	48	24	22	80	15
C2D22W18H54L	2575	54	18	22	68	12
C2D22W18H48L	2290	48	18	22	60	11
C2D22W12H54L	2453	54	12	22	45	8
C2D22W12H48L	2180	48	12	22	40	7
C2D20W24H54L	2906	54	24	20	81	15
C2D20W24H48L	2583	48	24	20	72	13
C2D20W18H54L	2340	54	18	20	61	11
C2D20W18H48L	2081	48	18	20	54	10
C2D20W12H54L	2231	54	12	20	41	8
C2D20W12H48L	1982	48	12	20	36	7

• For Aluminum Framed Glass Door option please contact Customer Service.

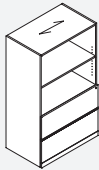
C7 • Open Bookcase with 1 Fixed Shelf and Adj. Shelves



PRODUCT CODE	PRICE	SIZE (INCHES)			WEIGHT LBS	VOL FT ³
		H	W	D		
C7D24W36H54	3511	54	36	24	143	27
C7D24W36H48	3125	48	36	24	127	24
C7D24W30H54	2603	54	30	24	120	23
C7D24W30H48	2314	48	30	24	106	21
C7D24W24H54	2085	54	24	24	96	18
C7D24W24H48	1850	48	24	24	85	16
C7D24W18H54	1561	54	18	24	72	13
C7D24W18H48	1439	48	18	24	64	12
C7D22W36H54	3220	54	36	22	132	25
C7D22W36H48	2863	48	36	22	118	22
C7D22W30H54	2387	54	30	22	110	21
C7D22W30H48	2122	48	30	22	98	19
C7D22W24H54	1912	54	24	22	88	17
C7D22W24H48	1695	48	24	22	78	15
C7D22W18H54	1431	54	18	22	67	12
C7D22W18H48	1362	48	18	22	59	11
C7D20W36H54	2928	54	36	20	122	23
C7D20W36H48	2602	48	36	20	108	20
C7D20W30H54	2170	54	30	20	102	19
C7D20W30H48	1927	48	30	20	90	17
C7D20W24H54	1739	54	24	20	81	15
C7D20W24H48	1542	48	24	20	72	13
C7D20W18H54	1343	54	18	20	61	11
C7D20W18H48	1297	48	18	20	54	10

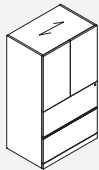
• Storage with 2 Adj. Shelves

C12 • Open Storage Cabinet with Adj. Shelf above 2 Lat. File Drawers



PRODUCT CODE	PRICE	SIZE (INCHES)			WEIGHT LBS	VOL FT ³
		H	W	D		
C12D22W36H54	4081	54	35	22	130	24
C12D22W36H48	3630	48	35	22	117	23
C12D22W30H54	3537	54	30	22	112	20
C12D22W30H48	3141	48	30	22	101	19
C12D20W36H54	3913	54	35	20	120	19
C12D20W36H48	3480	48	35	20	107	23
C12D20W30H54	3388	54	30	20	102	21
C12D20W30H48	3010	48	30	20	91	19

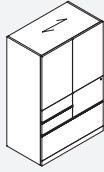
C13 • Storage Cabinet with Doors & Adj. Shelf above 2 Lat. File Drawers



PRODUCT CODE	PRICE	SIZE (INCHES)			WEIGHT LBS	VOL FT ³
		H	W	D		
C13D22W36H54	4347	54	35	22	130	24
C13D22W36H48	3864	48	35	22	117	23
C13D22W30H54	3931	54	30	22	112	20
C13D22W30H48	3496	48	30	22	101	19
C13D20W36H54	4165	54	35	20	120	19
C13D20W36H48	3702	48	35	20	107	23
C13D20W30H54	3769	54	30	20	102	21
C13D20W30H48	3352	48	30	20	91	19

• For Aluminum Framed Glass Door option please contact Customer Service.

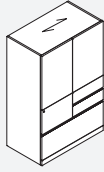
C15-R • Right Storage Cabinet with Doors & Adj. Shelf above Right Combination Storage



PRODUCT CODE	PRICE	SIZE (INCHES)			WEIGHT LBS	VOL FT3
		H	W	D		
C15D24W36H54R	5177	54	35	24	142	24
C15D24W36H48R	4649	48	35	24	127	24
C15D22W36H54R	4747	54	35	22	130	24
C15D22W36H48R	4263	48	35	22	117	24
C15D20W36H54R	4169	54	35	20	120	24
C15D20W36H48R	4101	48	35	20	107	24

- Combination Storage with 1 Lat. File, 2 Boxes Top Left & 1 File Top Right
- For Aluminum Framed Glass Door option please contact Customer Service.

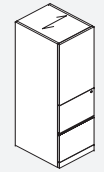
C15-L • Left Storage Cabinet with Doors & Adj. Shelf above Left Combination Storage



PRODUCT CODE	PRICE	SIZE (INCHES)			WEIGHT LBS	VOL FT3
		H	W	D		
C15D24W36H54L	5177	54	35	24	142	24
C15D24W36H48L	4649	48	35	24	127	24
C15D22W36H54L	4747	54	35	22	130	24
C15D22W36H48L	4263	48	35	22	117	24
C15D20W36H54L	4169	54	35	20	120	24
C15D20W36H48L	4101	48	35	20	107	24

- Combination Storage with 1 Lat. File, 1 File Top Left & 2 Boxes Top Right
- For Aluminum Framed Glass Door option please contact Customer Service.

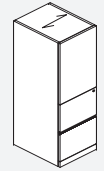
C17-R • Right Storage Cabinet with Door & Adj. Shelf above FF Drawers



PRODUCT CODE	PRICE	SIZE (INCHES)			WEIGHT LBS	VOL FT3
		H	W	D		
C17D24W16H54R	3524	54	15.5	24	120	13
C17D24W16H48R	3135	48	15.5	24	106	13
C17D22W16H54R	3232	54	15.5	22	110	13
C17D22W16H48R	2873	48	15.5	22	97	13
C17D20W16H54R	2939	54	15.5	20	99	13
C17D20W16H48R	2615	48	15.5	20	88	13

- For Aluminum Framed Glass Door option please contact Customer Service.

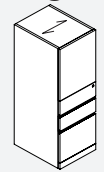
C17-L • Left Storage Cabinet with Door & Adj. Shelf above FF Drawers



PRODUCT CODE	PRICE	SIZE (INCHES)			WEIGHT LBS	VOL FT3
		H	W	D		
C17D24W16H54L	3524	54	15.5	24	120	13
C17D24W16H48L	3135	48	15.5	24	106	13
C17D22W16H54L	3232	54	15.5	22	110	13
C17D22W16H48L	2873	48	15.5	22	97	13
C17D20W16H54L	2939	54	15.5	20	99	13
C17D20W16H48L	2615	48	15.5	20	88	13

- For Aluminum Framed Glass Door option please contact Customer Service.

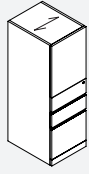
C18-R • Right Storage Cabinet with Door & Adj. Shelf above BBF Drawers



PRODUCT CODE	PRICE	SIZE (INCHES)			WEIGHT LBS	VOL FT3
		H	W	D		
C18D24W16H54R	3524	54	15.5	24	76	10
C18D24W16H48R	3135	48	15.5	24	69	9
C18D22W16H54R	3232	54	15.5	22	71	10
C18D22W16H48R	2873	48	15.5	22	64	9
C18D20W16H54R	2939	54	15.5	20	66	10
C18D20W16H48R	2615	48	15.5	20	59	9

- For Aluminum Framed Glass Door option please contact Customer Service.

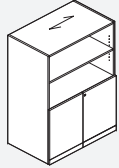
C18-L • Left Storage Cabinet with Door & Adj. Shelf above BBF Drawers



PRODUCT CODE	PRICE	SIZE (INCHES)			WEIGHT LBS	VOL FT3
		H	W	D		
C18D24W16H54L	3524	54	15.5	24	76	10
C18D24W16H48L	3135	48	15.5	24	69	9
C18D22W16H54L	3232	54	15.5	22	71	10
C18D22W16H48L	2873	48	15.5	22	64	9
C18D20W16H54L	2939	54	15.5	20	66	10
C18D20W16H48L	2615	48	15.5	20	59	9

• For Aluminum Framed Glass Door option please contact Customer Service.

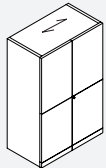
C22 • Open Bookcase with Adj. Shelf above Storage Cabinet with Doors



PRODUCT CODE	PRICE	SIZE (INCHES)			WEIGHT LBS	VOL FT3
		H	W	D		
C22D24W36H54	3293	54	36	24	140	25
C22D24W36H48	2924	48	36	24	127	24
C22D24W30H54	2745	54	30	24	122	21
C22D24W30H48	2440	48	30	24	111	20
C22D22W36H54	3016	54	36	22	130	24
C22D22W36H48	2680	48	36	22	117	23
C22D22W30H54	2517	54	30	22	112	20
C22D22W30H48	2236	48	30	22	101	19
C22D20W36H54	2894	54	36	20	120	24
C22D20W36H48	2573	48	36	20	107	23
C22D20W30H54	2409	54	30	20	102	20
C22D20W30H48	2144	48	30	20	91	19

• For Aluminum Framed Glass Door option please contact Customer Service.

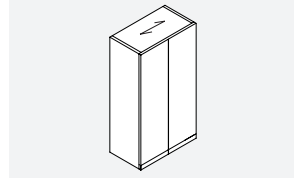
C23 • Closed Storage Cabinet with Upper & Lower Split Doors and Adj. Shelves



PRODUCT CODE	PRICE	SIZE (INCHES)			WEIGHT LBS	VOL FT3
		H	W	D		
C23D24W36H54	3847	54	36	24	140	25
C23D24W36H48	3420	48	36	24	127	24
C23D24W30H54	3771	54	30	24	122	21
C23D24W30H48	3457	48	30	24	111	20
C23D22W36H54	3528	54	36	22	130	24
C23D22W36H48	3137	48	36	22	117	23
C23D22W30H54	3457	54	30	22	112	20
C23D22W30H48	3075	48	30	22	101	19
C23D20W36H54	3205	54	36	20	120	24
C23D20W36H48	2851	48	36	20	107	23
C23D20W30H54	3143	54	30	20	102	20
C23D20W30H48	2793	48	30	20	91	19

• Storage with 1 Fixed Shelf and 2 Adj. Shelves
 • For Aluminum Framed Glass Door option please contact Customer Service.

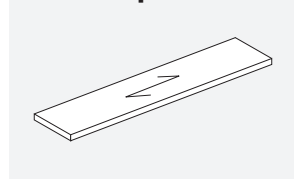
C25 • Cabinet with Doors, Storage with Adj. Shelves on Right & Wardrobe on Left



PRODUCT CODE	PRICE	SIZE (INCHES)			WEIGHT LBS	VOL FT3
		H	W	D		
C25D24W36H54	3871	54	36	24	140	25
C25D24W36H48	3443	48	36	24	127	24
C25D24W30H54	3655	54	30	24	122	21
C25D24W30H48	3379	48	30	24	111	20
C25D22W36H54	3550	54	36	22	130	24
C25D22W36H48	3156	48	36	22	117	23
C25D22W30H54	3484	54	30	22	112	20
C25D22W30H48	3098	48	30	22	101	19
C25D20W36H54	3402	54	36	20	120	24
C25D20W36H48	3025	48	36	20	107	23
C25D20W30H54	3336	54	30	20	102	20
C25D20W30H48	2967	48	30	20	91	19

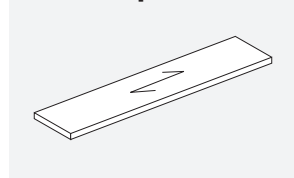
- Storage with 3 Adj. Shelves
- Wardrobe with Coat Rack and Fixed Hat Shelf
- For Aluminum Framed Glass Door option please contact Customer Service.

V-15T • Tops for 15" Deep Bookcases



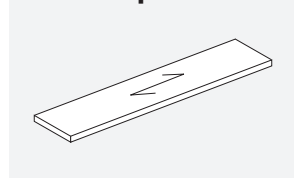
PRODUCT CODE	PRICE		SIZE (INCHES)			WEIGHT LBS	VOL FT3
	V	U	H	W	D		
V3615T	550	524	1.5	36	15	27	1
V3015T	459	438	1.5	30	15	23	1

V-15T • Tops for Hutches



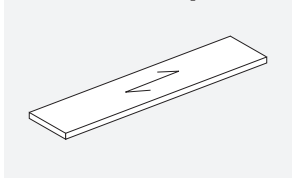
PRODUCT CODE	PRICE		SIZE (INCHES)			WEIGHT LBS	VOL FT3
	V	U	H	W	D		
V10815T	1648	1570	1.5	108	15	140	25
V10215T	1559	1483	1.5	102	15	127	24
V9615T	1467	1396	1.5	96	15	122	21
V9015T	1374	1309	1.5	90	15	111	20
V8415T	1282	1222	1.5	84	15	130	24
V7815T	1189	1134	1.5	78	15	117	23
V7215T	1100	1048	1.5	72	15	112	20
V6615T	1009	959	1.5	66	15	101	19
V6015T	916	871	1.5	60	15	120	24

V-19T • Tops for Wood Front Metal Lateral Files



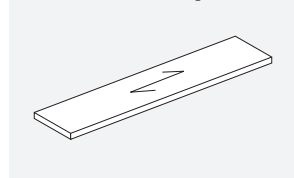
PRODUCT CODE	PRICE		SIZE (INCHES)			WEIGHT LBS	VOL FT3
	V	U	H	W	D		
V9619T	1672	1592	1.5	96	18.5	67	1
V9019T	1569	1494	1.5	90	18.5	63	1
V8419T	1465	1394	1.5	84	18.5	60	1
V7819T	1393	1327	1.5	78	18.5	55	1
V7219T	1253	1196	1.5	72	18.5	51	1
V6619T	1151	1096	1.5	66	18.5	47	1
V6019T	1046	996	1.5	60	18.5	43	1
V4219T	733	699	1.5	42	18.5	31	1
V3619T	693	660	1.5	36	18.5	27	1
V3019T	573	547	1.5	30	18.5	23	1

V-20T • 20” Tops for Modular Storage



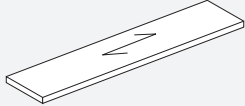
PRODUCT CODE	PRICE		SIZE (INCHES)			WEIGHT LBS	VOL FT3
	V	U	H	W	D		
V12020T	2089	1990	1.5	120	20	90	2
V11820T	2053	1957	1.5	118	20	89	2
V11620T	2021	1925	1.5	116	20	87	2
V11420T	1986	1891	1.5	114	20	86	2
V11220T	1949	1859	1.5	112	20	84	2
V11020T	1916	1824	1.5	110	20	83	2
V10820T	1880	1790	1.5	108	20	81	2
V10620T	1845	1758	1.5	106	20	79	2
V10420T	1813	1725	1.5	104	20	78	2
V10220T	1777	1692	1.5	102	20	77	2
V10020T	1744	1661	1.5	100	20	75	2
V9820T	1706	1625	1.5	98	20	74	2
V9620T	1672	1592	1.5	96	20	72	2
V9420T	1635	1559	1.5	94	20	71	2
V9220T	1603	1526	1.5	92	20	69	2
V9020T	1568	1493	1.5	90	20	68	2
V8820T	1533	1460	1.5	88	20	66	2
V8620T	1498	1428	1.5	86	20	65	2
V8420T	1465	1394	1.5	84	20	63	1
V8220T	1430	1363	1.5	82	20	62	1
V8020T	1394	1328	1.5	80	20	60	1
V7820T	1362	1296	1.5	78	20	59	1
V7620T	1324	1262	1.5	76	20	57	1
V7420T	1288	1227	1.5	74	20	56	1
V7220T	1253	1196	1.5	72	20	54	1
V7020T	1218	1161	1.5	70	20	53	1
V6820T	1185	1128	1.5	68	20	51	1
V6620T	1152	1097	1.5	66	20	50	1
V6420T	1114	1062	1.5	64	20	48	1
V6220T	1080	1029	1.5	62	20	47	1
V6020T	1046	996	1.5	60	20	45	1
V5820T	1011	963	1.5	58	20	44	1
V5620T	977	928	1.5	56	20	42	1
V5420T	942	895	1.5	54	20	41	1
V5220T	906	865	1.5	52	20	39	1
V5020T	870	829	1.5	50	20	38	1
V4820T	837	796	1.5	48	20	36	1
V4220T	807	768	1.5	42	20	32	1
V4020T	768	733	1.5	40	20	30	1
V3820T	730	697	1.5	38	20	29	1
V3620T	693	660	1.5	36	20	27	1
V3520T	692	659	1.5	35	20	27	1
V3420T	649	616	1.5	34	20	26	1
V3220T	612	582	1.5	32	20	24	1
V3020T	573	547	1.5	30	20	23	1
V2420T	550	524	1.5	24	20	18	1
V1820T	413	394	1.5	18	20	14	1
V1620T	369	352	1.5	16	20	12	1
V1220T	276	262	1.5	12	20	9	1

V-22T • 22" Tops for Modular Storage



PRODUCT CODE	PRICE		SIZE (INCHES)			WEIGHT LBS	VOL FT ³
	V	U	H	W	D		
V12022T	2297	2188	1.5	120	22	101	2
V11822T	2261	2152	1.5	118	22	100	2
V11622T	2223	2116	1.5	116	22	97	2
V11422T	2182	2080	1.5	114	22	96	2
V11222T	2145	2043	1.5	112	22	95	2
V11022T	2108	2008	1.5	110	22	92	2
V10822T	2068	1968	1.5	108	22	91	2
V10622T	2028	1933	1.5	106	22	89	2
V10422T	1991	1898	1.5	104	22	87	2
V10222T	1954	1861	1.5	102	22	86	2
V10022T	1918	1827	1.5	100	22	84	2
V9822T	1877	1786	1.5	98	22	83	2
V9622T	1839	1751	1.5	96	22	81	2
V9422T	1800	1717	1.5	94	22	79	2
V9222T	1766	1682	1.5	92	22	77	2
V9022T	1724	1641	1.5	90	22	76	2
V8822T	1685	1606	1.5	88	22	74	2
V8622T	1647	1569	1.5	86	22	73	2
V8422T	1609	1533	1.5	84	22	71	2
V8222T	1571	1496	1.5	82	22	69	2
V8022T	1533	1460	1.5	80	22	67	2
V7822T	1494	1421	1.5	78	22	66	2
V7622T	1458	1387	1.5	76	22	65	2
V7422T	1418	1352	1.5	74	22	63	2
V7222T	1379	1315	1.5	72	22	61	2
V7022T	1341	1278	1.5	70	22	59	2
V6822T	1306	1242	1.5	68	22	57	2
V6622T	1267	1207	1.5	66	22	55	2
V6422T	1225	1168	1.5	64	22	54	1
V6222T	1186	1131	1.5	62	22	52	1
V6022T	1148	1095	1.5	60	22	50	1
V5822T	1111	1057	1.5	58	22	49	1
V5622T	1074	1021	1.5	56	22	47	1
V5422T	1034	985	1.5	54	22	46	1
V5222T	998	952	1.5	52	22	44	1
V5022T	959	914	1.5	50	22	42	1
V4822T	921	877	1.5	48	22	40	1
V4222T	888	846	1.5	42	22	36	1
V4022T	846	805	1.5	40	22	34	1
V3822T	804	766	1.5	38	22	32	1
V3622T	762	725	1.5	36	22	30	1
V3522T	761	724	1.5	35	22	29	1
V3422T	713	679	1.5	34	22	28	1
V3222T	672	640	1.5	32	22	27	1
V3022T	630	600	1.5	30	22	25	1
V2422T	607	576	1.5	24	22	20	1
V1822T	455	435	1.5	18	22	15	1
V1622T	406	386	1.5	16	22	14	1
V1222T	303	289	1.5	12	22	10	1

V-24T • 24" Tops for Modular Storage



PRODUCT CODE	PRICE		SIZE (INCHES)			WEIGHT LBS	VOL FT ³
	V	U	H	W	D		
V12024T	2506	2387	1.5	120	24	115	2
V11824T	2465	2347	1.5	118	24	109	2
V11624T	2432	2316	1.5	116	24	107	2
V11424T	2399	2285	1.5	114	24	105	2
V11224T	2340	2230	1.5	112	24	103	2
V11024T	2300	2191	1.5	110	24	102	2
V10824T	2256	2148	1.5	108	24	100	2
V10624T	2215	2109	1.5	106	24	98	2
V10424T	2174	2070	1.5	104	24	96	2
V10224T	2133	2031	1.5	102	24	94	2
V10024T	2090	1991	1.5	100	24	92	2
V9824T	2046	1948	1.5	98	24	90	2
V9624T	2008	1912	1.5	96	24	88	2
V9424T	1965	1872	1.5	94	24	86	2
V9224T	1924	1833	1.5	92	24	85	2
V9024T	1881	1792	1.5	90	24	83	2
V8824T	1840	1752	1.5	88	24	81	2
V8624T	1796	1712	1.5	86	24	80	2
V8424T	1757	1672	1.5	84	24	78	2
V8224T	1714	1632	1.5	82	24	75	2
V8024T	1672	1592	1.5	80	24	74	2
V7824T	1647	1569	1.5	78	24	72	2
V7624T	1590	1515	1.5	76	24	70	2
V7424T	1549	1476	1.5	74	24	69	2
V7224T	1505	1432	1.5	72	24	66	2
V7024T	1464	1393	1.5	70	24	64	2
V6824T	1420	1354	1.5	68	24	62	2
V6624T	1379	1315	1.5	66	24	61	2
V6424T	1338	1274	1.5	64	24	59	1
V6224T	1299	1235	1.5	62	24	57	1
V6024T	1252	1191	1.5	60	24	55	1
V5824T	1212	1156	1.5	58	24	54	1
V5624T	1170	1114	1.5	56	24	52	1
V5424T	1128	1075	1.5	54	24	50	1
V5224T	1086	1035	1.5	52	24	48	1
V5024T	1047	997	1.5	50	24	46	1
V4824T	1003	955	1.5	48	24	44	1
V4224T	969	923	1.5	42	24	39	1
V4024T	922	878	1.5	40	24	37	1
V3824T	880	839	1.5	38	24	35	1
V3624T	828	790	1.5	36	24	33	1
V3524T	827	789	1.5	35	24	32	1
V3424T	777	740	1.5	34	24	31	1
V3224T	735	700	1.5	32	24	29	1
V3024T	630	600	1.5	30	24	28	1
V2424T	662	630	1.5	24	24	23	1
V1824T	457	436	1.5	18	24	17	1
V1624T	443	420	1.5	16	24	15	1
V1224T	332	316	1.5	12	24	11	1

HUTCHES & WALL MOUNT STORAGE • TECHNICAL INFORMATION

Hutches

- All Hutches are shipped assembled.
- Handles can be specified for hutches with wood doors
- Handles cannot be specified on Aluminum Framed Glass Doors.
- Frosted glass door is standard. White back painted clear glass is available, please contact Customer Service.

Open Shelf Hutch

- Includes 1 Adjustable Shelf.
- No Tackboard is available for use with this Hutch.

Closed Pigeon Hole Storage Hutch

- 42" unit has 21.5" of clearance.

Closed Storage Hutch

- 36" unit has 19.5" of clearance.
- 42" and 54" units have 25.5" of clearance.
- For Lock option see Page L.12

Tasklight

For proper size see section A.20

- If Handle is specified:
 - Black and Brass Handle = Black Lock & Grommet.
 - Silver, Nickel and Tungsten Handle = Tungsten Lock & Grommet.
- If Handle is not specified Routed Pull, Black Lock & Grommet are standard.

HUTCHES & WALL MOUNT STORAGE • GUIDELINES FOR ORDERING PRODUCT

CODES: The price list uses a numbering system with meaningful alphanumeric characters to create a simple-to-understand product number. This makes specifying the product easy and accurate.

SPECIFICATION EXAMPLE OF A HUTCH UNIT

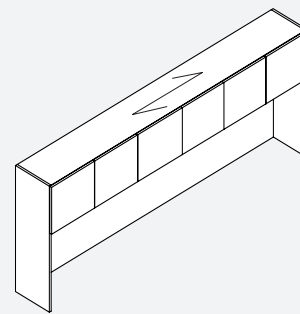
PRODUCT CODE:

C102SH42
 C = "C" Series
 102 = Size: Width
 SH = Hutch with Wood Doors
 42 = Size: Height

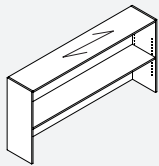
FINISH: Choose Finish

HANDLE: Choose Handle

NOTE: Arrow indicates direction of grain.

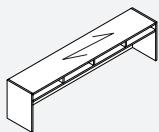


C-CL36 • Open Shelf Hutch



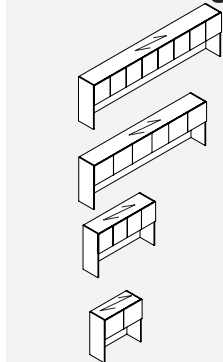
PRODUCT CODE	PRICE	SIZE (INCHES)			WEIGHT LBS	VOL FT3
		H	W	D		
C72CL36	2212	36	72	14	155	23
C66CL36	2050	36	66	14	140	21
C60CL36	1824	36	60	14	130	19
C48CL36	1734	36	48	14	110	15
C42CL36	1573	36	42	14	95	13
C36CL36	1472	36	35	14	80	11
C30CL36	1228	36	30	14	67	9

C-CL19 • Pigeon Hole Hutch



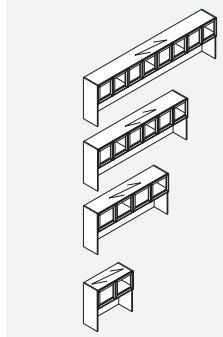
PRODUCT CODE	PRICE	SIZE (INCHES)			WEIGHT LBS	VOL FT3
		H	W	D		
C72CL19	1460	19	72	14	78	12
C66CL19	1337	19	66	14	70	11
C60CL19	1216	19	60	14	65	9
C48CL19	971	19	48	14	55	8
C42CL19	851	19	42	14	48	7
C36CL19	729	19	35	14	40	6
C30CL19	608	19	30	14	34	5

C-SH36 • 36" High Storage Hutch with Wood Doors



PRODUCT CODE	PRICE	SIZE (INCHES)			WEIGHT LBS	VOL FT ³
		H	W	D		
C108SH36	5396	36	108	15	268	34
C102SH36	5093	36	102	15	254	32
C96SH36	4794	36	96	15	241	30
C90SH36	4495	36	90	15	227	28
C84SH36	4197	36	84	15	214	26
C78SH36	3897	36	78	15	200	24
C72SH36	3599	36	72	15	187	23
C66SH36	3462	36	66	15	173	21
C60SH36	3296	36	60	15	160	19
C36SH36	2248	36	35	15	94	11
C30SH36	1968	36	30	15	78	9

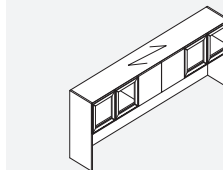
C-SH36G • 36" High Storage Hutch with Glass Doors



PRODUCT CODE	PRICE	SIZE (INCHES)			WEIGHT LBS	VOL FT ³
		H	W	D		
C108SH36G	7850	36	108	15	268	34
C102SH36G	7044	36	102	15	254	32
C96SH36G	6717	36	96	15	241	30
C90SH36G	6388	36	90	15	227	28
C84SH36G	6061	36	84	15	214	26
C78SH36G	5740	36	78	15	200	24
C72SH36G	4916	36	72	15	187	23
C66SH36G	4782	36	66	15	173	21
C60SH36G	4536	36	60	15	160	19
C36SH36G	2902	36	35	15	94	11
C30SH36G	2587	36	30	15	78	9

- Aluminum Framed Glass Doors

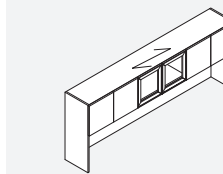
C-SH36GDG • 36" High Storage Hutch with Glass & Wood Doors



PRODUCT CODE	PRICE	SIZE (INCHES)			WEIGHT LBS	VOL FT ³
		H	W	D		
C102SH36GDG	6334	36	102	15	254	32
C96SH36GDG	6035	36	96	15	241	30
C90SH36GDG	5733	36	90	15	227	28
C84SH36GDG	5178	36	84	15	214	26

- Wood Doors at Centre and Aluminum Framed Glass Doors at Ends

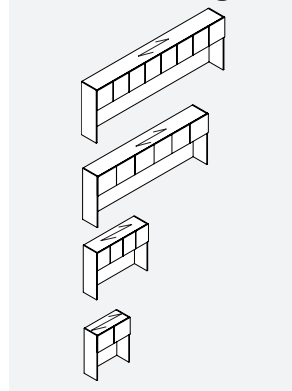
C-SH36DGD • 36" High Storage Hutch with Glass & Wood Doors



PRODUCT CODE	PRICE	SIZE (INCHES)			WEIGHT LBS	VOL FT ³
		H	W	D		
C102SH36DGD	5715	36	102	15	254	32
C96SH36DGD	5257	36	96	15	241	30
C90SH36DGD	5113	36	90	15	227	28
C84SH36DGD	4815	36	84	15	214	26

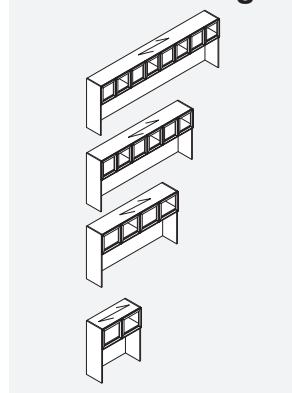
- Aluminum Framed Glass Doors at Centre and Wood Doors at Ends

C-SH42 • 42" High Storage Hutch with Wood Doors



PRODUCT CODE	PRICE	SIZE (INCHES)			WEIGHT LBS	VOL FT3
		H	W	D		
C108SH42	6293	43	108	15	307	39
C102SH42	5941	43	102	15	290	37
C96SH42	5591	43	96	15	273	35
C90SH42	5240	43	90	15	256	33
C84SH42	4896	43	84	15	239	31
C78SH42	4544	43	78	15	222	38
C72SH42	4197	43	72	15	205	26
C66SH42	4041	43	66	15	188	24
C60SH42	3846	43	60	15	171	22
C36SH42	2624	43	35	15	102	13
C30SH42	2296	43	30	15	85	11

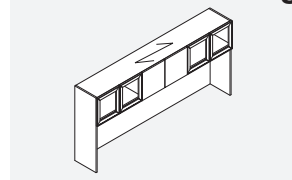
C-SH42G • 42" High Storage Hutch with Glass Doors



PRODUCT CODE	PRICE	SIZE (INCHES)			WEIGHT LBS	VOL FT3
		H	W	D		
C108SH42G	8744	43	108	15	307	39
C102SH42G	7889	43	102	15	290	37
C96SH42G	7514	43	96	15	273	35
C90SH42G	7137	43	90	15	256	33
C84SH42G	6762	43	84	15	239	31
C78SH42G	6387	43	78	15	222	38
C72SH42G	5512	43	72	15	205	26
C66SH42G	5320	43	66	15	188	24
C60SH42G	5128	43	60	15	171	22
C36SH42G	3278	43	35	15	102	13
C30SH42G	2913	43	30	15	85	11

- Aluminum Framed Glass Doors

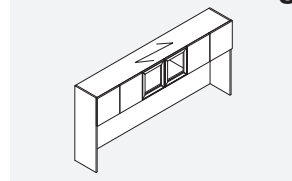
C-SH42GDG • 42" High Storage Hutch with Glass & Wood Doors



PRODUCT CODE	PRICE	SIZE (INCHES)			WEIGHT LBS	VOL FT3
		H	W	D		
C102SH42GDG	8231	43	102	15	290	37
C96SH42GDG	7747	43	96	15	273	35
C90SH42GDG	7262	43	90	15	256	33
C84SH42GDG	6779	43	84	15	239	31

- Wood Doors at Centre and Aluminum Framed Glass Doors at Ends

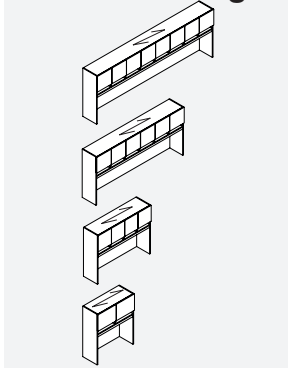
C-SH42DGD • 42" High Storage Hutch with Glass & Wood Doors



PRODUCT CODE	PRICE	SIZE (INCHES)			WEIGHT LBS	VOL FT3
		H	W	D		
C102SH42DGD	6890	43	102	15	290	37
C96SH42DGD	6211	43	96	15	273	35
C90SH42DGD	5862	43	90	15	256	33
C84SH42DGD	5512	43	84	15	239	31

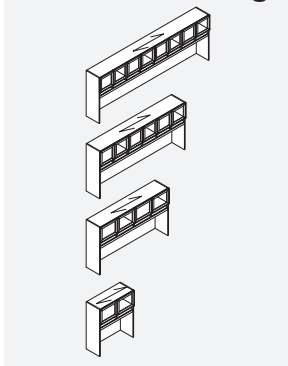
- Aluminum Framed Glass Doors at Centre and Wood Doors at Ends

C-SHP42 • 42" High Storage Hutch with Pigeon-Holes & Wood Doors



PRODUCT CODE	PRICE	SIZE (INCHES)			WEIGHT LBS	VOL FT ³
		H	W	D		
C108SHP42	7552	43	108	15	307	39
C102SHP42	7132	43	102	15	290	37
C96SHP42	6710	43	96	15	273	35
C90SHP42	6293	43	90	15	256	33
C84SHP42	5873	43	84	15	239	31
C78SHP42	5452	43	78	15	222	38
C72SHP42	5030	43	72	15	205	26
C66SHP42	4849	43	66	15	188	24
C60SHP42	4605	43	60	15	171	22
C36SHP42	3147	43	35	15	102	13
C30SHP42	2754	43	30	15	85	11

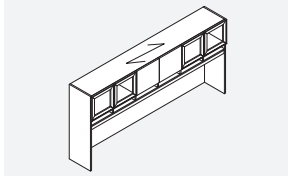
C-SHP42G • 42" High Storage Hutch with Pigeon-Holes & Glass Doors



PRODUCT CODE	PRICE	SIZE (INCHES)			WEIGHT LBS	VOL FT ³
		H	W	D		
C108SHP42G	9945	43	108	15	307	39
C102SHP42G	9032	43	102	15	290	37
C96SHP42G	8605	43	96	15	273	35
C90SHP42G	8735	43	90	15	256	33
C84SHP42G	7682	43	84	15	239	31
C78SHP42G	7245	43	78	15	222	38
C72SHP42G	6315	43	72	15	205	26
C66SHP42G	6106	43	66	15	188	24
C60SHP42G	5821	43	60	15	171	22
C36SHP42G	3782	43	35	15	102	13
C30SHP42G	3377	43	30	15	85	11

- Aluminum Framed Glass Doors

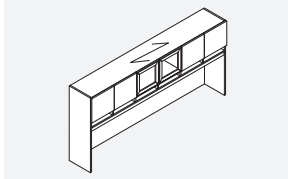
C-SHP42GDG • 42" High Storage Hutch with Pigeon-Hole, Glass & Wood Doors



PRODUCT CODE	PRICE	SIZE (INCHES)			WEIGHT LBS	VOL FT ³
		H	W	D		
C102SHP42GDG	8337	43	102	15	290	37
C96SHP42GDG	7916	43	96	15	273	35
C90SHP42GDG	7498	43	90	15	256	33
C84SHP42GDG	6743	43	84	15	239	31

- Wood Doors at Centre and Aluminum Framed Glass Doors at Ends

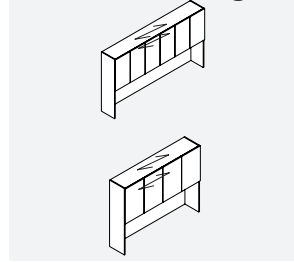
C-SHP42DGD • 42" High Storage Hutch with Pigeon-Holes, Glass & Wood Doors



PRODUCT CODE	PRICE	SIZE (INCHES)			WEIGHT LBS	VOL FT ³
		H	W	D		
C102SHP42DGD	7750	43	102	15	290	37
C96SHP42DGD	6967	43	96	15	273	35
C90SHP42DGD	6642	43	90	15	256	33
C84SHP42DGD	6476	43	84	15	239	31

- Aluminum Framed Glass Doors at Centre and Wood Doors at Ends

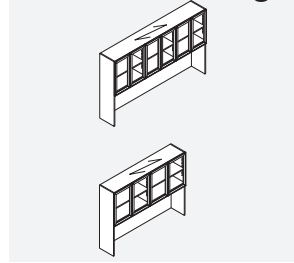
C-2SH54 • 54" High Storage Hutch with Wood Doors



PRODUCT CODE	PRICE	SIZE (INCHES)			WEIGHT LBS	VOL FT3
		H	W	D		
C962SH54	7192	55	96	15	351	45
C902SH54	6743	55	90	15	329	42
C842SH54	6293	55	84	15	307	39
C782SH54	5843	55	78	15	285	37
C722SH54	5394	55	72	15	263	34
C662SH54	5191	55	66	15	241	31
C602SH54	4943	55	60	15	219	28

- With Adj. Shelf

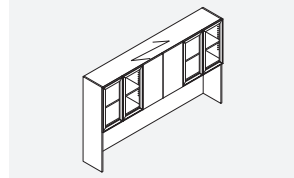
C-2SH54G • 54" High Storage Hutch with Glass Doors



PRODUCT CODE	PRICE	SIZE (INCHES)			WEIGHT LBS	VOL FT3
		H	W	D		
C962SH54G	9596	55	96	15	351	45
C902SH54G	8939	55	90	15	329	42
C842SH54G	8275	55	84	15	307	39
C782SH54G	7612	55	78	15	285	37
C722SH54G	6955	55	72	15	263	34
C662SH54G	6703	55	66	15	241	31
C602SH54G	6408	55	60	15	219	28

- Aluminum Framed Glass Doors
- With Adj. Shelf

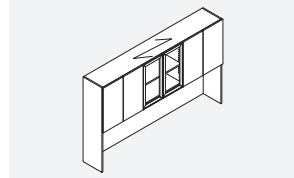
C-2SH54GDG • 54" High Storage Hutch with Glass & Wood Doors



PRODUCT CODE	PRICE	SIZE (INCHES)			WEIGHT LBS	VOL FT3
		H	W	D		
C962SH54GDG	8656	55	96	15	351	45
C902SH54GDG	8207	55	90	15	329	42
C842SH54GDG	7758	55	84	15	307	39

- Wood Doors at Centre and Aluminum Framed Glass Doors at Ends
- With Adj. Shelf

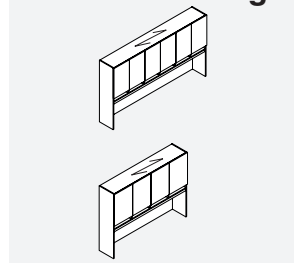
C-2SH54DGD • 54" High Storage Hutch with Glass & Wood Doors



PRODUCT CODE	PRICE	SIZE (INCHES)			WEIGHT LBS	VOL FT3
		H	W	D		
C962SH54DGD	7921	55	96	15	351	45
C902SH54DGD	7475	55	90	15	329	42
C842SH54DGD	7025	55	84	15	307	39

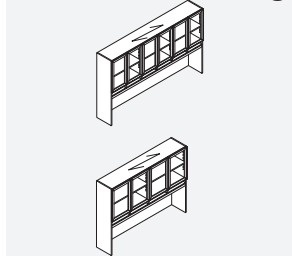
- Aluminum Framed Glass Doors at Centre and Wood Doors at Ends
- With Adj. Shelf

C-2SHP54 • 54" High Storage Hutch with Pigeon-Holes & Wood Doors



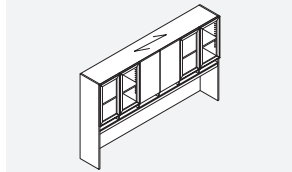
PRODUCT CODE	PRICE	SIZE (INCHES)			WEIGHT LBS	VOL FT3
		H	W	D		
C962SHP54	8631	55	96	15	351	45
C902SHP54	8089	55	90	15	329	42
C842SHP54	7549	55	84	15	307	39
C782SHP54	7010	55	78	15	285	37
C722SHP54	6475	55	72	15	263	34
C662SHP54	6230	55	66	15	241	31
C602SHP54	5937	55	60	15	219	28

- With Adj. Shelf

C-2SHP54G • 54" High Storage Hutch with Pigeon-Holes & Glass Doors

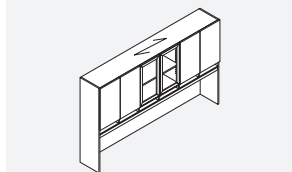
PRODUCT CODE	PRICE	SIZE (INCHES)			WEIGHT LBS	VOL FT3
		H	W	D		
C962SHP54G	11037	55	96	15	351	45
C902SHP54G	10287	55	90	15	329	42
C842SHP54G	9532	55	84	15	307	39
C782SHP54G	8784	55	78	15	285	37
C722SHP54G	8032	55	72	15	263	34
C662SHP54G	7744	55	66	15	241	31
C602SHP54G	7400	55	60	15	219	28

- Aluminum Framed Glass Door
- With Adj. Shelf

C-2SHP54GDG • 54" High Storage Hutch with Pigeon-Holes, Glass & Wood Doors

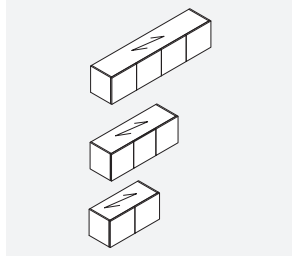
PRODUCT CODE	PRICE	SIZE (INCHES)			WEIGHT LBS	VOL FT3
		H	W	D		
C962SHP54GDG	10095	55	96	15	351	45
C902SHP54GDG	9552	55	90	15	329	42
C842SHP54GDG	9013	55	84	15	307	39

- Wood Doors at Centre and Aluminum Framed Glass Doors at Ends
- With Adj. Shelf

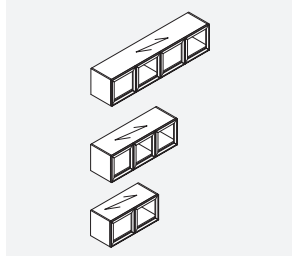
C-2SHP54DGD • 54" High Storage Hutch with Pigeon-Holes, Glass & Wood Doors

PRODUCT CODE	PRICE	SIZE (INCHES)			WEIGHT LBS	VOL FT3
		H	W	D		
C962SHP54DGD	9364	55	96	15	351	45
C902SHP54DGD	8823	55	90	15	329	42
C842SHP54DGD	8281	55	84	15	307	39

- Aluminum Framed Glass Doors at Centre and Wood Doors at Ends
- With Adj. Shelf

CSF • Wall Mount Storage with Wood Doors

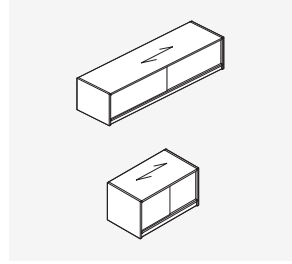
PRODUCT CODE	PRICE	SIZE (INCHES)			WEIGHT LBS	VOL FT3
		H	W	D		
CSF72	2569	16.5	72	15.5	100	10
CSF66	2357	16.5	66	15.5	83	9
CSF60	2140	16.5	60	15.5	75	8
CSF54	1925	16.5	54	15.5	68	7
CSF48	1713	16.5	48	15.5	60	7
CSF42	1571	16.5	42	15.5	55	6
CSF36	1542	16.5	36	15.5	50	5
CSF30	1516	16.5	30	15.5	45	4

CSF-G • Wall Mount Storage with Glass Doors

PRODUCT CODE	PRICE	SIZE (INCHES)			WEIGHT LBS	VOL FT3
		H	W	D		
CSF72G	3970	16.5	72	15.5	100	10
CSF66G	3688	16.5	66	15.5	83	9
CSF60G	3457	16.5	60	15.5	75	8
CSF54G	3098	16.5	54	15.5	68	7
CSF48G	2735	16.5	48	15.5	60	7
CSF42G	2428	16.5	42	15.5	55	6
CSF36G	2244	16.5	36	15.5	50	5
CSF30G	2179	16.5	30	15.5	45	4

- Aluminum Framed Glass Doors

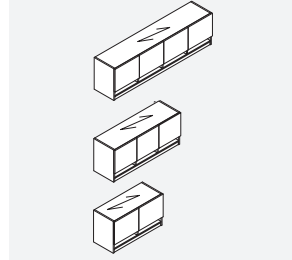
CSF-GSL • Wall Mount Storage with Frameless Sliding Glass Doors



PRODUCT CODE	PRICE	SIZE (INCHES)			WEIGHT LBS	VOL FT3
		H	W	D		
CSF72GSL	3970	16.5	72	16	100	10
CSF66GSL	3688	16.5	66	16	83	9
CSF60GSL	3457	16.5	60	16	75	8
CSF54GSL	3098	16.5	54	16	68	7
CSF48GSL	2735	16.5	48	16	60	7
CSF42GSL	2428	16.5	42	16	55	6
CSF36GSL	2244	16.5	36	16	50	5
CSF30GSL	2179	16.5	30	16	45	4

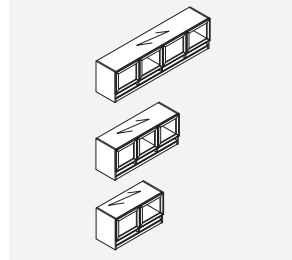
• Glass Doors (inset)

CSFP • Wall Mount Storage with Pigeon-Holes & Wood Doors



PRODUCT CODE	PRICE	SIZE (INCHES)			WEIGHT LBS	VOL FT3
		H	W	D		
CSFP72	3081	20	72	15.5	100	12
CSFP66	2825	20	66	15.5	83	11
CSFP60	2571	20	60	15.5	75	10
CSFP54	2312	20	54	15.5	68	9
CSFP48	2052	20	48	15.5	60	8
CSFP42	1953	20	42	15.5	55	7
CSFP36	1850	20	36	15.5	50	6
CSFP30	1821	20	30	15.5	45	5

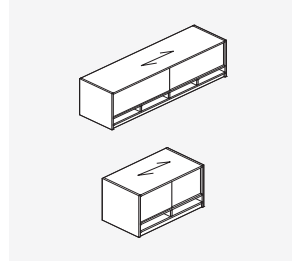
CSFP-G • Wall Mount Storage with Pigeon-Holes & Glass Doors



PRODUCT CODE	PRICE	SIZE (INCHES)			WEIGHT LBS	VOL FT3
		H	W	D		
CSFP72G	4370	20	72	15.5	100	12
CSFP66G	4178	20	66	15.5	83	11
CSFP60G	3849	20	60	15.5	75	10
CSFP54G	3589	20	54	15.5	68	9
CSFP48G	3046	20	48	15.5	60	8
CSFP42G	2653	20	42	15.5	55	7
CSFP36G	2532	20	36	15.5	50	6
CSFP30G	2464	20	30	15.5	45	5

• Aluminum Framed Glass Doors

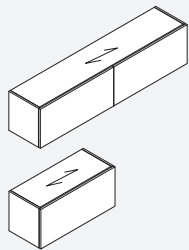
CSFP-GSL • Wall Mount Storage with Pigeon-Holes & Frameless Sliding Glass Doors



PRODUCT CODE	PRICE	SIZE (INCHES)			WEIGHT LBS	VOL FT3
		H	W	D		
CSFP72GSL	4370	20	72	16	100	12
CSFP66GSL	4178	20	66	16	83	11
CSFP60GSL	3849	20	60	16	75	10
CSFP54GSL	3589	20	54	16	68	9
CSFP48GSL	3046	20	48	16	60	8
CSFP42GSL	2653	20	42	16	55	7
CSFP36GSL	2532	20	36	16	50	6
CSFP30GSL	2464	20	30	16	45	5

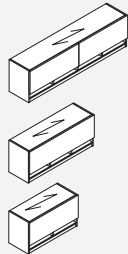
• Glass Doors (inset)

CSFF • Wall Mount Storage with Wood Flipper Doors



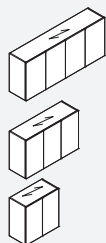
PRODUCT CODE	PRICE	SIZE (INCHES)			WEIGHT LBS	VOL FT ³
		H	W	D		
CSFF72	2781	16.5	72	15.5	100	10
CSFF66	2550	16.5	66	15.5	83	9
CSFF60	2316	16.5	60	15.5	75	8
CSFF54	2086	16.5	54	15.5	68	7
CSFF48	1856	16.5	48	15.5	60	7
CSFF42	1722	16.5	42	15.5	55	6
CSFF36	1690	16.5	36	15.5	50	5
CSFF30	1663	16.5	30	15.5	45	4

CSFFP • Wall Mount Storage with Pigeon-Holes & Wood Flipper Doors



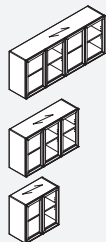
PRODUCT CODE	PRICE	SIZE (INCHES)			WEIGHT LBS	VOL FT ³
		H	W	D		
CSFFP72	3340	20	72	15.5	100	12
CSFFP66	3060	20	66	15.5	83	11
CSFFP60	2783	20	60	15.5	75	10
CSFFP54	2503	20	54	15.5	68	9
CSFFP48	2229	20	48	15.5	60	8
CSFFP42	2065	20	42	15.5	55	7
CSFFP36	2027	20	36	15.5	50	6
CSFFP30	1992	20	30	15.5	45	5

CSF-H30 • Double High Wall Mount Storage with Wood Doors



PRODUCT CODE	PRICE	SIZE (INCHES)			WEIGHT LBS	VOL FT ³
		H	W	D		
CSF72H30	4960	30	72	15.5	140	17
CSF66H30	4552	30	66	15.5	116	15.5
CSF60H30	4131	30	60	15.5	105	14
CSF54H30	3716	30	54	15.5	95	12.5
CSF48H30	3307	30	48	15.5	85	11.5
CSF42H30	3035	30	42	15.5	77	10
CSF36H30	2978	30	36	15.5	70	8.5
CSF30H30	2927	30	30	15.5	63	7

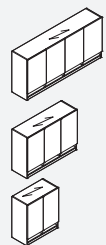
CSF-H30G • Double High Wall Mount Storage with Glass Doors



PRODUCT CODE	PRICE	SIZE (INCHES)			WEIGHT LBS	VOL FT ³
		H	W	D		
CSF72H30G	7215	30	72	15.5	140	17
CSF66H30G	7119	30	66	15.5	116	15.5
CSF60H30G	6677	30	60	15.5	105	14
CSF54H30G	5979	30	54	15.5	95	12.5
CSF48H30G	5281	30	48	15.5	85	11.5
CSF42H30G	4692	30	42	15.5	77	10
CSF36H30G	4334	30	36	15.5	70	8.5
CSF30H30G	4206	30	30	15.5	63	7

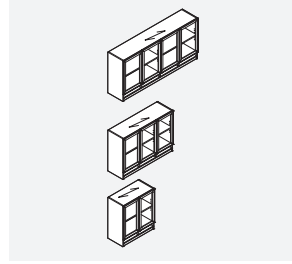
• Aluminum Framed Glass Doors

CSFP-H34 • Double High Wall Mount Storage with Pigeon-Holes



PRODUCT CODE	PRICE	SIZE (INCHES)			WEIGHT LBS	VOL FT ³
		H	W	D		
CSFP72H34	5396	34	72	15.5	140	17
CSFP66H34	4945	34	66	15.5	116	15.5
CSFP60H34	4500	34	60	15.5	105	14
CSFP54H34	4047	34	54	15.5	95	12.5
CSFP48H34	3595	34	48	15.5	85	11.5
CSFP42H34	3417	34	42	15.5	77	10
CSFP36H34	3241	34	36	15.5	70	8.5
CSFP30H34	3187	34	30	15.5	63	7

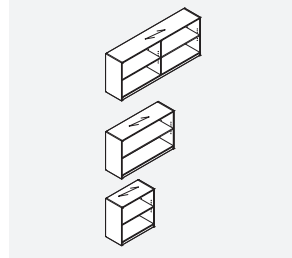
CSFP-H34G • Double High Wall Mount Storage with Glass Doors



PRODUCT CODE	PRICE	SIZE (INCHES)			WEIGHT LBS	VOL FT3
		H	W	D		
CSFP72H34G	7654	34	72	15.5	140	17
CSFP66H34G	7316	34	66	15.5	116	15.5
CSFP60H34G	6739	34	60	15.5	105	14
CSFP54H34G	6285	34	54	15.5	95	12.5
CSFP48H34G	5334	34	48	15.5	85	11.5
CSFP42H34G	4646	34	42	15.5	77	10
CSFP36H34G	4432	34	36	15.5	70	8.5
CSFP30H34G	4314	34	30	15.5	63	7

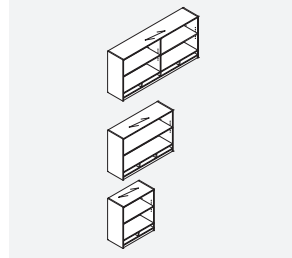
• Aluminum Framed Glass Doors

CSFO-H30 • Double High Open Wall Mount Storage



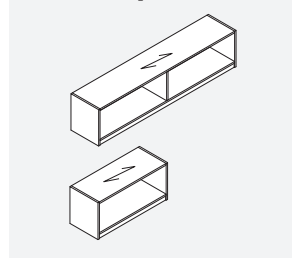
PRODUCT CODE	PRICE	SIZE (INCHES)			WEIGHT LBS	VOL FT3
		H	W	D		
CSFO72H30	4028	30	72	14.5	140	17
CSFO66H30	3699	30	66	14.5	116	15.5
CSFO60H30	3359	30	60	14.5	105	14
CSFO54H30	3027	30	54	14.5	95	12.5
CSFO48H30	2695	30	48	14.5	85	11.5
CSFO42H30	2481	30	42	14.5	77	10
CSFO36H30	2452	30	36	14.5	70	8.5
CSFO30H30	2405	30	30	14.5	63	7

CSFOP-H34 • Double High Open Wall Mount Storage with Pigeon-Holes



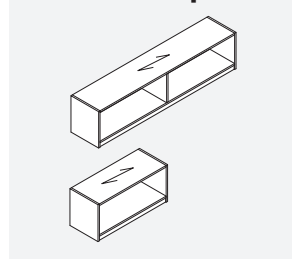
PRODUCT CODE	PRICE	SIZE (INCHES)			WEIGHT LBS	VOL FT3
		H	W	D		
CSFOP72H34	4384	34	72	14.5	140	17
CSFOP66H34	4022	34	66	14.5	116	15.5
CSFOP60H34	3654	34	60	14.5	105	14
CSFOP54H34	3293	34	54	14.5	95	12.5
CSFOP48H34	2922	34	48	14.5	85	11.5
CSFOP42H34	2742	34	42	14.5	77	10
CSFOP36H34	2660	34	36	14.5	70	8.5
CSFOP30H34	2620	34	30	14.5	63	7

CSFO • Open Wall Mount Storage



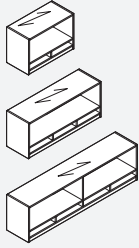
PRODUCT CODE	PRICE	SIZE (INCHES)			WEIGHT LBS	VOL FT3
		H	W	D		
CSFO72	2086	16.5	72	14.5	100	10
CSFO66	1916	16.5	66	14.5	83	9
CSFO60	1739	16.5	60	14.5	75	8
CSFO54	1569	16.5	54	14.5	68	7
CSFO48	1394	16.5	48	14.5	60	7
CSFO42	1285	16.5	42	14.5	55	6
CSFO36	1271	16.5	36	14.5	50	5
CSFO30	1246	16.5	30	14.5	45	4

CSFOD16 • Open Wall Mount Storage



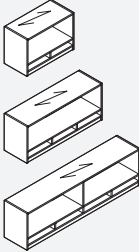
PRODUCT CODE	PRICE	SIZE (INCHES)			WEIGHT LBS	VOL FT3
		H	W	D		
CSFO72D16	2321	16.5	72	16	100	10
CSFO66D16	2155	16.5	66	16	83	9
CSFO60D16	1986	16.5	60	16	75	8
CSFO54D16	1817	16.5	54	16	68	7
CSFO48D16	1649	16.5	48	16	60	7
CSFO42D16	1543	16.5	42	16	55	6
CSFO36D16	1528	16.5	36	16	50	5
CSFO30D16	1505	16.5	30	16	45	4

CSFOP • Open Wall Mount Storage with Pigeon-Holes



PRODUCT CODE	PRICE	SIZE (INCHES)			WEIGHT LBS	VOL FT ³
		H	W	D		
CSFOP72	2505	19.5	72	14.5	100	12
CSFOP66	2297	19.5	66	14.5	83	11
CSFOP60	2088	19.5	60	14.5	75	10
CSFOP54	1880	19.5	54	14.5	68	9
CSFOP48	1669	19.5	48	14.5	60	8
CSFOP42	1568	19.5	42	14.5	55	7
CSFOP36	1520	19.5	36	14.5	50	6
CSFOP30	1496	19.5	30	14.5	45	5

CSFOPD16 • Open Wall Mount Storage with Pigeon-Holes



PRODUCT CODE	PRICE	SIZE (INCHES)			WEIGHT LBS	VOL FT ³
		H	W	D		
CSFOP72D16	2808	19.5	72	16	100	12
CSFOP66D16	2602	19.5	66	16	83	11
CSFOP60D16	2391	19.5	60	16	75	10
CSFOP54D16	2185	19.5	54	16	68	9
CSFOP48D16	1975	19.5	48	16	60	8
CSFOP42D16	1872	19.5	42	16	55	7
CSFOP36D16	1824	19.5	36	16	50	6
CSFOP30D16	1800	19.5	30	16	45	5

FREESTANDING STORAGE • TECHNICAL INFORMATION

Pedestals

- All units are shipped assembled.
- Standard face locking.

Combination Storage

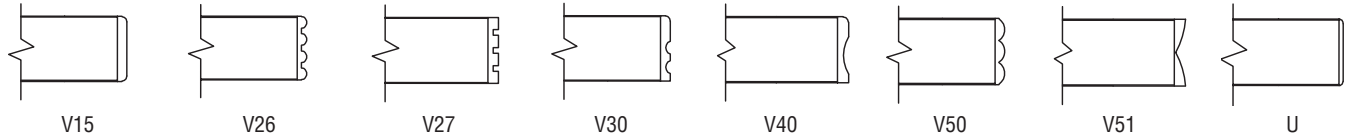
- All units are shipped assembled.
- No modifications accepted for this unit.
- Box drawers do not lock.
- Standard face locking.

Storage Cabinets

- Units include adjustable shelves.

Storage Components

- Units 29" high or higher prefixed with "V" have an edge detail.
- Units 29" high or higher prefixed with "C" do not have a profiled edge.
- If profiled edge is required, please see Page 1.9 to 1.12
- If Handle is specified:
 - Black and Brass Handle = Black Lock & Grommet.
 - Silver, Nickel and Tungsten Handle = Tungsten Lock & Grommet.
- If Handle is not specified Routed Pull, Black Lock & Grommet are standard.



FREESTANDING STORAGE • GUIDELINES FOR ORDERING PRODUCT

CODES: The price list uses a numbering system with meaningful alphanumeric characters to create a simple-to-understand product number. This makes specifying the product easy and accurate.

SPECIFICATION EXAMPLE OF A HUTCH UNIT

PRODUCT CODE:

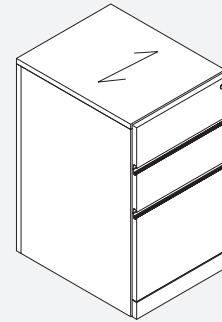
VWDM
 V = Versailles Series
 W = Modular/Freestanding Unit
 D = Box, Box, File
 M = Mobile

FINISH: Choose Finish

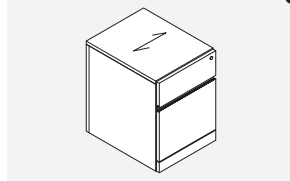
EDGE: Choose Edge

HANDLE: Choose Handle

NOTE: Arrow indicates direction of grain.

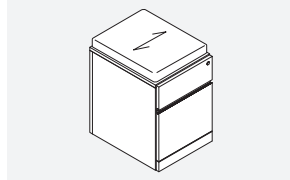


VWBM • Freestanding Mobile BF Pedestal



PRODUCT CODE	PRICE	SIZE (INCHES)			WEIGHT LBS	VOL FT3
		H	W	D		
VWBM	1672	21	15.5	20	70	5
VWWBM	1966	21	15.5	24	70	5

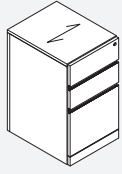
VWBMCU • Freestanding Mobile BF Pedestal with Cushion



PRODUCT CODE	PRICE	SIZE (INCHES)			WEIGHT LBS	VOL FT3
		H	W	D		
VWBMCU	2069	24	15.5	20	70	5
VWWBMCU	2364	24	15.5	24	70	5

Note: Seating Fabric Grade 2 is standard. Please visit: www.globalfurnituregroup.com
 Find your fabric selection under Resources - Fabrics & Finishes

VWDB/VWDB • Freestanding BBF Pedestal



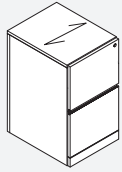
PRODUCT CODE	PRICE	SIZE (INCHES)			WEIGHT LBS	VOL FT3
		H	W	D		
VWDB	1812	27.5	15.5	20	70	5
VWWDB	2083	27.5	15.5	24	75	6

VWDM/VWDM • Freestanding Mobile BBF Pedestal



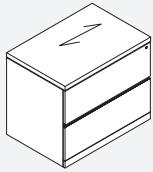
PRODUCT CODE	PRICE	SIZE (INCHES)			WEIGHT LBS	VOL FT3
		H	W	D		
VWDM	1945	27.5	15.5	20	70	5
VWWDM	2239	27.5	15.5	24	75	6

VWEM • Freestanding Mobile FF Pedestal



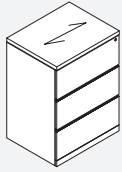
PRODUCT CODE	PRICE	SIZE (INCHES)			WEIGHT LBS	VOL FT3
		H	W	D		
VWEM	2049	27.5	15.5	20	70	5
VWWEM	2343	27.5	15.5	24	70	5

VF/N • Freestanding Lateral File



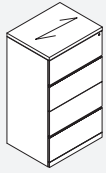
PRODUCT CODE	PRICE		SIZE (INCHES)			WEIGHT LBS	VOL FT3
	V	U	H	W	D		
VF3624	3532	3364	29	35	24	184	15
VF3622	3067	2922	29	30	24	153	12
VF3620	2790	2657	29	35	22	170	13
VN3024	2927	2786	29	30	22	142	11
VN3022	2681	2553	29	35	20	159	12
VN3020	2441	2324	29	30	20	131	10

VF-3/N-3 • Freestanding Lateral File with 3 Drawers



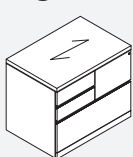
PRODUCT CODE	PRICE		SIZE (INCHES)			WEIGHT LBS	VOL FT3
	V	U	H	W	D		
VF36243	4540	4324	42	35	24	231	21
VF36223	4160	3962	42	30	24	193	18
VF36203	3887	3700	42	35	22	212	19
VN30243	3970	3782	42	30	22	176	16
VN30223	3639	3464	42	35	20	193	18
VN30203	3399	3240	42	30	20	160	15

VF-4/N-4 • Freestanding Lateral File with 4 Drawers



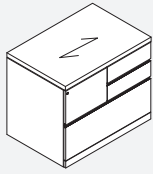
PRODUCT CODE	PRICE		SIZE (INCHES)			WEIGHT LBS	VOL FT3
	V	U	H	W	D		
VF36244	5534	5271	54	35	24	297	27
VF36224	5070	4828	54	30	22	248	23
VF36204	4815	4584	54	35	24	270	25
VN30244	4839	4609	54	30	22	225	21
VN30224	4437	4225	54	35	20	259	23
VN30204	4215	4015	54	30	20	214	19

VZR • Right Combination Storage with 1 Lat. File, 2 Boxes Top Left & 1 File Top Right



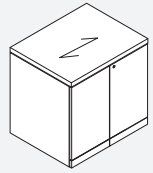
PRODUCT CODE	PRICE		SIZE (INCHES)			WEIGHT LBS	VOL FT3
	V	U	H	W	D		
VZR3624	3625	3454	29	35	24	184	15
VZR3622	3322	3165	29	35	22	170	13
VZR3620	3165	3014	29	35	20	156	13

VZL • Left Combination Storage with 1 Lat. File, 1 File Top Left & 2 Boxes Top Right



PRODUCT CODE	PRICE		SIZE (INCHES)			WEIGHT LBS	VOL FT3
	V	U	H	W	D		
VZL3624	3625	3454	29	35	24	184	15
VZL3622	3322	3165	29	35	22	170	13
VZL3620	3165	3014	29	35	20	156	13

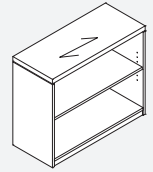
VBD • Freestanding Storage Cabinet with Doors and Adj. Shelf



PRODUCT CODE	PRICE		SIZE (INCHES)			WEIGHT LBS	VOL FT3
	V	U	H	W	D		
VBD3624	2276	2169	29	35	24	152	15
VBD3622	2085	1986	29	30	24	127	12
VBD3620	1989	1893	29	35	22	140	13
VBD3024	1992	1899	29	30	22	117	11
VBD3022	1826	1738	29	35	20	130	13
VBD3020	1734	1653	29	30	20	107	11

- Storage with 1 Adj. Shelf
- For Aluminum Framed Glass Doors please contact customer service

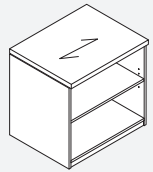
VB • Open Bookcase with Adj. Shelf



PRODUCT CODE	PRICE		SIZE (INCHES)			WEIGHT LBS	VOL FT3
	V	U	H	W	D		
VB43615	1823	1736	48	35	15	140	15
VB23615	1460	1390	29	35	15	90	9
VB43015	1594	1518	48	30	15	140	13
VB23015	1278	1217	29	30	15	90	8

- 48" has 3 Adj. Shelves
- 29" has 1 Adj. Shelf

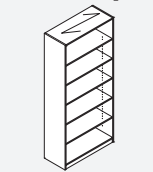
VOB • Freestanding Open Storage Cabinet with Adj. Shelf



PRODUCT CODE	PRICE		SIZE (INCHES)			WEIGHT LBS	VOL FT3
	V	U	H	W	D		
VOB3624	1826	1738	29	35	24	123	15
VOB3622	1674	1596	29	30	24	103	12
VOB3620	1583	1517	29	35	22	115	13
VOB3024	1596	1520	29	30	22	96	11
VOB3022	1462	1392	29	35	20	105	13
VOB3020	1390	1326	29	30	20	86	11

- Storage with 1 Adj. Shelf

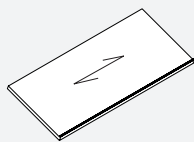
CBx-3x15 • Open Bookcase with Adj. Shelves



PRODUCT CODE	PRICE	SIZE (INCHES)			WEIGHT LBS	VOL FT3
		H	W	D		
CB73615	2749	78	35	15	228	24
CB63615	2538	72	35	15	210	23
CB53615	2336	65	35	15	188	21
CB73015	2405	78	30	15	228	20
CB63015	2220	72	30	15	210	19
CB53015	2046	65	30	15	188	17

- 78" has 6 Adj. Shelves
- 72" has 5 Adj. Shelves
- 65" has 4 Adj. Shelves

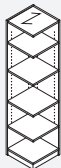
VMAG • Magazine Shelf for use with Open Bookcase



PRODUCT CODE	PRICE	SIZE (INCHES)			WEIGHT LBS	VOL FT3
		H	W	D		
VMAG3624	190	1	35	24	112	10
VMAG3622	174	1	35	22	104	10
VMAG3620	155	1	35	20	92	9
VMAG3615	136	1	35	15	81	8
VMAG3024	157	1	30	24	94	9
VMAG3022	147	1	30	22	87	9
VMAG3020	129	1	30	20	76	8
VMAG3015	112	1	30	15	67	8

• Can be specified for each Shelf in an Open Bookcase

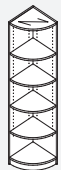
CBxS-1515 • Square Open Bookcase with Adj. Shelves



PRODUCT CODE	PRICE	SIZE (INCHES)			WEIGHT LBS	VOL FT3
		H	W	D		
CB7S1515	2166	78	15	15	95	10
CB6S1515	2000	72	15	15	83	9
CB5S1515	1841	65	15	15	81	9
CB4S1515	1516	48	15	15	59	6
CB2S1515	1216	29	15	15	37	4

- 78" has 6 Adj. Shelves
- 72" has 5 Adj. Shelves
- 65" has 4 Adj. Shelves
- 48" has 3 Adj. Shelves
- 29" has 1 Adj. Shelf

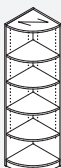
CBxR-1515 • Quarter Round Open Bookcase with Adj. Shelves



PRODUCT CODE	PRICE	SIZE (INCHES)			WEIGHT LBS	VOL FT3
		H	W	D		
CB7R1515	2166	78	15	15	95	10
CB6R1515	2000	72	15	15	83	9
CB5R1515	1841	65	15	15	81	9
CB4R1515	1516	48	15	15	59	6
CB2R1515	1216	29	15	15	37	4

- 78" has 6 Adj. Shelves
- 72" has 5 Adj. Shelves
- 65" has 4 Adj. Shelves
- 48" has 3 Adj. Shelves
- 29" has 1 Adj. Shelf

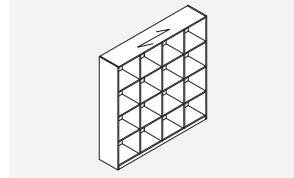
CB7R • Quarter Round Open Bookcase with Adj. Shelves



PRODUCT CODE	PRICE	SIZE (INCHES)			WEIGHT LBS	VOL FT3
		H	W	D		
CB7R2424H84	4063	84	24	24	234	28
CB7R2424H72	3484	72	24	24	204	28
CB7R2424H65	3193	65	24	24	187	22
CB7R2222H84	3726	84	22	22	189	20
CB7R2222H72	3193	72	22	22	171	20
CB7R2222H65	2930	65	22	22	157	18
CB7R2020H84	3549	84	20	20	163	19
CB7R2020H72	3042	72	20	20	142	17
CB7R2020H65	2787	65	20	20	130	15

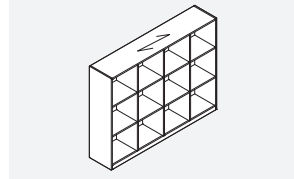
- 84" has 6 Adj. Shelves
- 72" has 5 Adj. Shelves
- 65" has 4 Adj. Shelves

CB7215H72 • 4x4 Cubicle Bookcase with Fixed Shelves



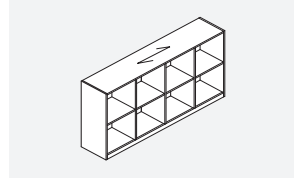
PRODUCT CODE	PRICE	SIZE (INCHES)			WEIGHT LBS	VOL FT3
		H	W	D		
CB7215H72	4531	72	72	15	250	45

CB7215H54 • 3x4 Cubicle Bookcase with Fixed Shelves



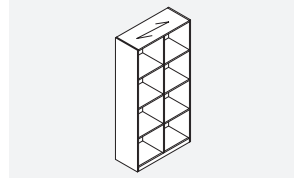
PRODUCT CODE	PRICE	SIZE (INCHES)			WEIGHT LBS	VOL FT3
		H	W	D		
CB7215H54	4216	54	72	15	225	34

CB7215H36 • 2x4 Cubicle Bookcase with Fixed Shelves



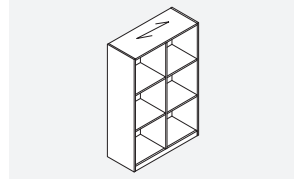
PRODUCT CODE	PRICE	SIZE (INCHES)			WEIGHT LBS	VOL FT3
		H	W	D		
CB7215H36	3334	36	72	15	164	22

CB3615H72 • 4x2 Cubicle Bookcase with Fixed Shelves



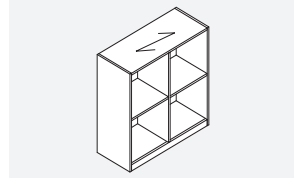
PRODUCT CODE	PRICE	SIZE (INCHES)			WEIGHT LBS	VOL FT3
		H	W	D		
CB3615H72	2290	72	35	15	125	28

CB3615H54 • 3x2 Cubicle Bookcase with Fixed Shelves



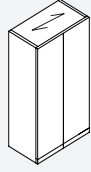
PRODUCT CODE	PRICE	SIZE (INCHES)			WEIGHT LBS	VOL FT3
		H	W	D		
CB3615H54	2109	54	35	15	115	17

CB3615H36 • 2x2 Cubicle Bookcase with Fixed Shelves



PRODUCT CODE	PRICE	SIZE (INCHES)			WEIGHT LBS	VOL FT3
		H	W	D		
CB3615H36	1668	36	36	15	82	11

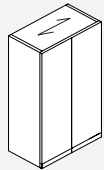
C1 • Storage Cabinet with Wood Doors & Adj. Shelves



PRODUCT CODE	PRICE	SIZE (INCHES)			WEIGHT LBS	VOL FT3
		H	W	D		
C1D24W36H84	5642	84	35	24	356	42
C1D24W36H72	4836	72	35	24	324	36
C1D24W36H65	4432	65	35	24	297	33
C1D24W30H84	4924	84	30	24	296	35
C1D24W30H72	4222	72	30	24	270	30
C1D24W30H65	3879	65	30	24	248	28
C1D24W24H84	4209	84	24	24	238	28
C1D24W24H72	3608	72	24	24	216	24
C1D24W24H65	3328	65	24	24	198	22
C1D22W36H84	5171	84	35	22	304	42
C1D22W36H72	4433	72	35	22	283	33
C1D22W36H65	4062	65	35	22	259	30
C1D22W30H84	4527	84	30	22	304	35
C1D22W30H72	3878	72	30	22	283	28
C1D22W30H65	3559	65	30	22	259	25
C1D22W24H84	3875	84	24	22	320	28
C1D22W24H72	3321	72	24	22	255	24
C1D22W24H65	3054	65	24	22	173	22
C1D20W36H84	4925	84	35	20	297	35
C1D20W36H72	4222	72	35	20	269	30
C1D20W36H65	3870	65	35	20	245	28
C1D20W30H84	4105	84	30	20	257	29
C1D20W30H72	3519	72	30	20	233	25
C1D20W30H65	3225	65	30	20	202	23
C1D20W24H84	3288	84	24	20	198	23
C1D20W24H72	2818	72	24	20	179	20
C1D20W24H65	2580	65	24	20	163	18

- 84" has 5 Adj. Shelves, 72" has 4 Adj. Shelves, 65" has 4 Adj. Shelves
- For Aluminum Framed Glass Door option please contact Customer Service.

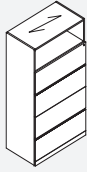
C2 • Wardrobe Cabinet with Doors, Coat Rack and Hat Shelf



PRODUCT CODE	PRICE	SIZE (INCHES)			WEIGHT LBS	VOL FT3
		H	W	D		
C2D24W36H84	4898	84	35	24	356	42
C2D24W36H72	4198	72	35	24	324	36
C2D24W36H65	3847	65	35	24	297	33
C2D24W30H84	4283	84	30	24	296	35
C2D24W30H72	3672	72	30	24	270	30
C2D24W30H65	3366	65	30	24	248	28
C2D24W24H84	3752	84	24	24	238	28
C2D24W24H72	3145	72	24	24	216	24
C2D24W24H65	2884	65	24	24	198	22
C2D22W36H84	4488	84	35	22	307	42
C2D22W36H72	3847	72	35	22	283	33
C2D22W36H65	3528	65	35	22	259	30
C2D22W30H84	3927	84	30	22	260	42
C2D22W30H72	3366	72	30	22	247	33
C2D22W30H65	3087	65	30	22	216	30
C2D22W24H84	3362	84	24	22	242	28
C2D22W24H72	2884	72	24	22	216	24
C2D22W24H65	2642	65	24	22	198	22
C2D20W36H84	4274	84	35	20	297	35
C2D20W36H72	3663	72	35	20	269	30
C2D20W36H65	3356	65	35	20	245	28
C2D20W30H84	3561	84	30	20	257	29
C2D20W30H72	3054	72	30	20	233	25
C2D20W30H65	2800	65	30	20	202	23
C2D20W24H84	2848	84	24	20	198	23
C2D20W24H72	2442	72	24	20	179	20
C2D20W24H65	2237	65	24	20	163	18

- For Aluminum Framed Glass Door option please contact Customer Service.

C4 • Open Shelf Storage above 4 Lat. File Drawers



PRODUCT CODE	PRICE	SIZE (INCHES)			WEIGHT LBS	VOL FT3
		H	W	D		
C4D24W36H84	7509	84	35	24	449	42
C4D24W36H72	6436	72	35	24	432	36
C4D24W36H65	5899	65	35	24	396	33
C4D24W30H84	6571	84	30	24	375	35
C4D24W30H72	5632	72	30	24	360	30
C4D24W30H65	5165	65	30	24	330	28
C4D22W36H84	6881	84	35	22	390	42
C4D22W36H72	5900	72	35	22	360	33
C4D22W36H65	5409	65	35	22	330	30
C4D22W30H84	6023	84	30	22	355	35
C4D22W30H72	5165	72	30	22	315	28
C4D22W30H65	4731	65	30	22	275	25
C4D20W36H84	6557	84	35	20	382	35
C4D20W36H72	5620	72	35	20	346	30
C4D20W36H65	5149	65	35	20	316	28
C4D20W30H84	5464	84	30	20	347	29
C4D20W30H72	4684	72	30	20	301	25
C4D20W30H65	4292	65	30	20	261	23

• 84" has 1 Adj. Shelf

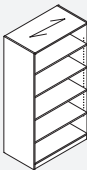
C6 • Storage Cupboard above Lat. File Cabinet with 4 Drawers



PRODUCT CODE	PRICE	SIZE (INCHES)			WEIGHT LBS	VOL FT3
		H	W	D		
C6D24W36H84	8249	84	35	24	448	42
C6D24W36H72	7071	72	35	24	414	36
C6D24W36H65	6485	65	35	24	380	33
C6D24W30H84	7219	84	30	24	374	35
C6D24W30H72	6190	72	30	24	345	30
C6D24W30H65	5671	65	30	24	316	28
C6D22W36H84	7566	84	35	22	395	42
C6D22W36H72	6485	72	35	22	365	33
C6D22W36H65	5941	65	35	22	335	30
C6D22W30H84	6617	84	30	22	361	35
C6D22W30H72	5672	72	30	22	320	28
C6D22W30H65	5215	65	30	22	279	25
C6D20W36H84	7200	84	35	20	382	35
C6D20W36H72	6174	72	35	20	351	30
C6D20W36H65	5658	65	35	20	321	28
C6D20W30H84	5999	84	30	20	351	29
C6D20W30H72	5145	72	30	20	306	25
C6D20W30H65	4720	65	30	20	265	23

• 84" has 1 Adj. Shelf
• For Aluminum Framed Glass Door option please contact Customer Service.

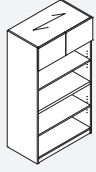
C7 • Open Bookcase with Adj. Shelves



PRODUCT CODE	PRICE	SIZE (INCHES)			WEIGHT LBS	VOL FT3
		H	W	D		
C7D24W36H84	4516	84	35	24	331	43
C7D24W36H72	3870	72	35	24	306	36
C7D24W36H65	3549	65	35	24	281	33
C7D24W30H84	3953	84	30	24	280	36
C7D24W30H72	3388	72	30	24	255	30
C7D24W30H65	3104	65	30	24	234	28
C7D20W36H84	3942	84	35	20	282	35
C7D20W36H72	3380	72	35	20	257	30
C7D20W36H65	3099	65	35	20	234	28
C7D20W30H84	3288	84	30	20	248	29
C7D20W30H72	2818	72	30	20	223	25
C7D20W30H65	2582	65	30	20	193	23

• 84" has 6 Adj. Shelves, 72" has 5 Adj. Shelves, 65" has 4 Adj. Shelves

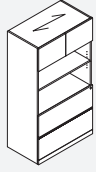
C9 • Storage Cupboard above Open Storage with Fixed Shelf at 29" High and Adj. Shelves



PRODUCT CODE	PRICE	SIZE (INCHES)			WEIGHT LBS	VOL FT3
		H	W	D		
C9D24W36H84	4898	84	35	24	413	42
C9D24W36H72	4198	72	35	24	378	36
C9D24W36H65	3847	65	35	24	347	33
C9D24W30H84	4283	84	30	24	341	33
C9D24W30H72	3672	72	30	24	315	30
C9D24W30H65	3366	65	30	24	289	28
C9D22W36H84	4488	84	35	22	364	36
C9D22W36H72	3847	72	35	22	336	33
C9D22W36H65	3528	65	35	22	308	30
C9D22W30H84	3928	84	30	22	330	31
C9D22W30H72	3366	72	30	22	294	28
C9D22W30H65	3087	65	30	22	257	25
C9D20W36H84	4274	84	35	20	348	33
C9D20W36H72	3663	72	35	20	322	30
C9D20W36H65	3356	65	35	20	294	28
C9D20W30H84	3561	84	30	20	317	28
C9D20W30H72	3054	72	30	20	280	25
C9D20W30H65	2800	65	30	20	243	23

- 84" has 3 Adj. Shelves, 72" has 2 Adj. Shelves, 65" has 2 Adj. Shelves
- For Aluminum Framed Glass Door option please contact Customer Service.

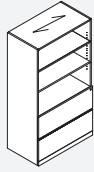
C10 • Storage Cupboard with Adj. Shelf above 2 Lat. File Drawers



PRODUCT CODE	PRICE	SIZE (INCHES)			WEIGHT LBS	VOL FT3
		H	W	D		
C10D24W36H84	6780	84	35	24	413	42
C10D24W36H72	5811	72	35	24	378	36
C10D24W36H65	5332	65	35	24	347	33
C10D24W30H84	5937	84	30	24	341	33
C10D24W30H72	5088	72	30	24	315	30
C10D24W30H65	4663	65	30	24	289	28
C10D22W36H84	6219	84	35	22	364	36
C10D22W36H72	5332	72	35	22	336	33
C10D22W36H65	4881	65	35	22	308	30
C10D22W30H84	5436	84	30	22	330	31
C10D22W30H72	6260	72	30	22	294	28
C10D22W30H65	4275	65	30	22	257	25
C10D20W36H84	5919	84	35	20	348	33
C10D20W36H72	5075	72	35	20	322	30
C10D20W36H65	4654	65	35	20	294	28
C10D20W30H84	4931	84	30	20	317	28
C10D20W30H72	4226	72	30	20	280	25
C10D20W30H65	3876	65	30	20	243	23

- 84" has 2 Adj. Shelves, 72" has 1 Adj. Shelf, 65" has 1 Adj. Shelf
- For Aluminum Framed Glass Door option please contact Customer Service.

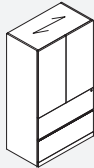
C12 • Open Cabinet with Adj. Shelves above 2 Lat. File Drawers



PRODUCT CODE	PRICE	SIZE (INCHES)			WEIGHT LBS	VOL FT ³
		H	W	D		
C12D24W36H84	6130	84	35	24	413	42
C12D24W36H72	5256	72	35	24	378	36
C12D24W36H65	4816	65	35	24	347	33
C12D24W30H84	5365	84	30	24	341	33
C12D24W30H72	4599	72	30	24	315	30
C12D24W30H65	4215	65	30	24	289	28
C12D22W36H84	5618	84	35	22	364	36
C12D22W36H72	4815	72	35	22	331	33
C12D22W36H65	4414	65	35	22	303	30
C12D22W30H84	4918	84	30	22	330	31
C12D22W30H72	4215	72	30	22	289	28
C12D22W30H65	3862	65	30	22	253	25
C12D20W36H84	5404	84	35	20	348	33
C12D20W36H72	4584	72	35	20	317	30
C12D20W36H65	4202	65	35	20	289	28
C12D20W30H84	4682	84	30	20	317	28
C12D20W30H72	4015	72	30	20	275	25
C12D20W30H65	3506	65	30	20	239	23

• 84" has 3 Adj. Shelves, 72" has 2 Adj. Shelves, 65" has 2 Adj. Shelves

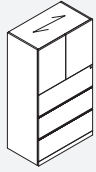
C13 • Storage Cabinet with Doors & Adj. Shelves above 2 Lat. File Drawers



PRODUCT CODE	PRICE	SIZE (INCHES)			WEIGHT LBS	VOL FT ³
		H	W	D		
C13D24W36H84	6986	84	35	24	413	42
C13D24W36H72	5987	72	35	24	378	36
C13D24W36H65	5488	65	35	24	347	33
C13D24W30H84	6111	84	30	24	341	35
C13D24W30H72	5237	72	30	24	315	30
C13D24W30H65	4803	65	30	24	289	28
C13D22W36H84	6399	84	35	22	364	36
C13D22W36H72	5487	72	35	22	341	33
C13D22W36H65	5028	65	35	22	313	30
C13D22W30H84	5600	84	30	22	330	31
C13D22W30H72	4803	72	30	22	299	28
C13D22W30H65	4402	65	30	22	261	25
C13D20W36H84	6096	84	35	20	365	35
C13D20W36H72	5225	72	35	20	327	30
C13D20W36H65	4789	65	35	20	299	28
C13D20W30H84	5564	84	30	20	305	29
C13D20W30H72	4356	72	30	20	285	25
C13D20W30H65	3992	65	30	20	247	23

• 84" has 3 Adj. Shelves, 72" has 2 Adj. Shelves, 65" has 2 Adj. Shelves
 • For Aluminum Framed Glass Door option please contact Customer Service.

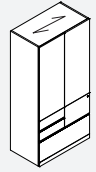
C14 • Storage Cabinet with Doors & Adj. Shelf above 3 Lat. File Drawers



PRODUCT CODE	PRICE	SIZE (INCHES)			WEIGHT LBS	VOL FT3
		H	W	D		
C14D24W36H84	7509	84	35	24	390	42
C14D24W36H72	6436	72	35	24	360	36
C14D24W36H65	5900	65	35	24	330	33
C14D24W30H84	6571	84	30	24	325	35
C14D24W30H72	5632	72	30	24	300	30
C14D24W30H65	5165	65	30	24	275	28
C14D22W36H84	6911	84	35	22	340	42
C14D22W36H72	5900	72	35	22	312	33
C14D22W36H65	5409	65	35	22	286	30
C14D22W30H84	6023	84	30	22	308	35
C14D22W30H72	5165	72	30	22	273	28
C14D22W30H65	4731	65	30	22	238	25
C14D20W36H84	6557	84	35	20	330	35
C14D20W36H72	5620	72	35	20	298	30
C14D20W36H65	5149	65	35	20	272	28
C14D20W30H84	5464	84	30	20	298	29
C14D20W30H72	4684	72	30	20	259	25
C14D20W30H65	4292	65	30	20	224	23

- 84" has 2 Adj. Shelves, 72" has 1 Adj. Shelf, 65" has 1 Adj. Shelf
- For Aluminum Framed Glass Door option, please contact Customer Service.

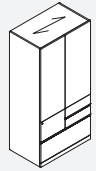
C15-R • Storage Cabinet with Doors & Adj. Shelves above Right Combination Storage



PRODUCT CODE	PRICE	SIZE (INCHES)			WEIGHT LBS	VOL FT3
		H	W	D		
C15D22W36H84R	7010	84	35	22	372	38
C15D22W36H72R	6009	72	35	22	319	33
C15D22W36H65R	5510	65	35	22	292	30
C15D20W36H84R	6162	84	35	20	325	35
C15D20W36H72R	5281	72	35	20	305	30
C15D20W36H65R	4840	65	35	20	278	28

- 84" has 3 Adj. Shelves, 72" has 2 Adj. Shelves, 65" has 2 Adj. Shelves
- For Aluminum Framed Glass Door option please contact Customer Service.

C15-L • Storage Cabinet with Doors & Adj. Shelves above Left Combination Storage



PRODUCT CODE	PRICE	SIZE (INCHES)			WEIGHT LBS	VOL FT3
		H	W	D		
C15D22W36H84L	7010	84	35	22	372	38
C15D22W36H72L	6009	72	35	22	319	33
C15D22W36H65L	5510	65	35	22	292	30
C15D20W36H84L	6162	84	35	20	325	35
C15D20W36H72L	5281	72	35	20	305	30
C15D20W36H65L	4840	65	35	20	278	28

- 84" has 3 Adj. Shelves, 72" has 2 Adj. Shelves, 65" has 2 Adj. Shelves
- For Aluminum Framed Glass Door option please contact Customer Service.

C17-R • Right Storage Cabinet with Door & Adj. Shelves above FF Drawers



PRODUCT CODE	PRICE	SIZE (INCHES)			WEIGHT LBS	VOL FT3
		H	W	D		
C17D22W16H84R	4621	84	15.5	22	116	17
C17D22W16H72R	3853	72	15.5	22	99	15
C17D22W16H65R	3531	65	15.5	22	91	13
C17D20W16H84R	4200	84	15.5	20	105	15
C17D20W16H72R	3501	72	15.5	20	90	13
C17D20W16H65R	3208	65	15.5	20	83	12

- 84" has 3 Adj. Shelves, 72" has 2 Adj. Shelves, 65" has 2 Adj. Shelves
- For Aluminum Framed Glass Door option please contact Customer Service

C17-L • Left Storage Cabinet with Door & Adj. Shelves above FF Drawers



PRODUCT CODE	PRICE	SIZE (INCHES)			WEIGHT LBS	VOL FT3
		H	W	D		
C17D22W16H84L	4621	84	15.5	22	116	17
C17D22W16H72L	3853	72	15.5	22	99	15
C17D22W16H65L	3531	65	15.5	22	91	13
C17D20W16H84L	4200	84	15.5	20	105	15
C17D20W16H72L	3501	72	15.5	20	90	13
C17D20W16H65L	3208	65	15.5	20	83	12

- 84" has 3 Adj. Shelves, 72" has 2 Adj. Shelves, 65" has 2 Adj. Shelves
- For Aluminum Framed Glass Door option please contact Customer Service.

C18-R • Right Storage Cabinet with Door & Adj. Shelves above BBF Drawers



PRODUCT CODE	PRICE	SIZE (INCHES)			WEIGHT LBS	VOL FT3
		H	W	D		
C18D22W16H84R	4621	84	15.5	22	116	17
C18D22W16H72R	3853	72	15.5	22	99	15
C18D22W16H65R	3531	65	15.5	22	91	13
C18D20W16H84R	4200	84	15.5	20	105	15
C18D20W16H72R	3501	72	15.5	20	90	13
C18D20W16H65R	3208	65	15.5	20	83	12

- 84" has 3 Adj. Shelves, 72" has 2 Adj. Shelves, 65" has 2 Adj. Shelves
- For Aluminum Framed Glass Door option please contact Customer Service.

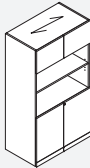
C18-L • Left Storage Cabinet with Door & Adj. Shelves above BBF Drawers



PRODUCT CODE	PRICE	SIZE (INCHES)			WEIGHT LBS	VOL FT3
		H	W	D		
C18D22W16H84L	4621	84	15.5	22	116	17
C18D22W16H72L	3853	72	15.5	22	99	15
C18D22W16H65L	3531	65	15.5	22	91	13
C18D20W16H84L	4200	84	15.5	20	105	15
C18D20W16H72L	3501	72	15.5	20	90	13
C18D20W16H65L	3208	65	15.5	20	83	12

- 84" has 3 Adj. Shelves, 72" has 2 Adj. Shelves, 65" has 2 Adj. Shelves
- For Aluminum Framed Glass Door option please contact Customer Service.

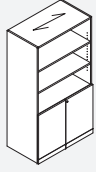
C20 • Storage Cupboard above Storage Cabinet with Adj. Shelves



PRODUCT CODE	PRICE	SIZE (INCHES)			WEIGHT LBS	VOL FT3
		H	W	D		
C20D24W36H84	5647	84	35	24	390	42
C20D24W36H72	4840	72	35	24	360	36
C20D24W36H65	4437	65	35	24	330	33
C20D24W30H84	4940	84	30	24	325	35
C20D24W30H72	4236	72	30	24	300	30
C20D24W30H65	3883	65	30	24	275	28
C20D22W36H84	5178	84	35	22	338	42
C20D22W36H72	4598	72	35	22	312	33
C20D22W36H65	3995	65	35	22	286	30
C20D22W30H84	4528	84	30	22	298	35
C20D22W30H72	3879	72	30	22	273	28
C20D22W30H65	3560	65	30	22	238	25
C20D20W36H84	4926	84	35	20	320	35
C20D20W36H72	4223	72	35	20	298	30
C20D20W36H65	3871	65	35	20	272	28
C20D20W30H84	4106	84	30	20	284	29
C20D20W30H72	3520	72	30	20	259	25
C20D20W30H65	3227	65	30	20	224	23

- 84" has 3 Adj. Shelves, 72" has 2 Adj. Shelves, 65" has 2 Adj. Shelves
- For Aluminum Framed Glass Door option please contact Customer Service.

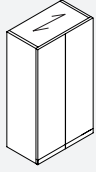
C22 • Open Storage with Adj. Shelves above Storage Cabinet



PRODUCT CODE	PRICE	SIZE (INCHES)			WEIGHT LBS	VOL FT3
		H	W	D		
C22D24W36H84	5144	84	35	24	370	42
C22D24W36H72	4409	72	35	24	342	36
C22D24W36H65	4041	65	35	24	314	33
C22D24W30H84	4500	84	30	24	309	35
C22D24W30H72	3858	72	30	24	285	30
C22D24W30H65	3538	65	30	24	261	28
C22D22W36H84	4719	84	35	22	325	42
C22D22W36H72	4044	72	35	22	300	33
C22D22W36H65	3702	65	35	22	275	30
C22D22W30H84	4123	84	30	22	304	35
C22D22W30H72	3080	72	30	22	279	28
C22D22W30H65	3241	65	30	22	243	25
C22D20W36H84	4488	84	35	20	327	33
C22D20W36H72	3847	72	35	20	305	30
C22D20W36H65	3528	65	35	20	278	28
C22D20W30H84	3743	84	30	20	301	28
C22D20W30H72	3208	72	30	20	265	25
C22D20W30H65	2939	65	30	20	229	23

- 84" has 4 Adj. Shelves, 72" has 3 Adj. Shelves, 65" has 3 Adj. Shelves
- For Aluminum Framed Glass Door option please contact Customer Service.

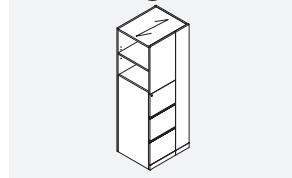
C25 • Cabinet with Doors, Storage with Adj. Shelves on Right & Wardrobe on Left



PRODUCT CODE	PRICE	SIZE (INCHES)			WEIGHT LBS	VOL FT3
		H	W	D		
C25D24W36H84	6331	84	35	24	390	42
C25D24W36H72	5425	72	35	24	360	36
C25D24W36H65	4974	65	35	24	330	33
C25D24W30H84	5536	84	30	24	325	35
C25D24W30H72	4747	72	30	24	300	30
C25D24W30H65	4349	65	30	24	275	28
C25D24W24H84	4740	84	24	24	260	28
C25D24W24H72	4063	72	24	24	240	24
C25D24W24H65	3728	65	24	24	220	22
C25D22W36H84	5803	84	35	22	348	42
C25D22W36H72	4974	72	35	22	319	33
C25D22W36H65	4560	65	35	22	292	30
C25D22W30H84	5075	84	30	22	307	35
C25D22W30H72	4349	72	30	22	279	28
C25D22W30H65	3990	65	30	22	243	25
C25D22W24H84	4349	84	24	22	254	28
C25D22W24H72	3728	72	24	22	213	24
C25D22W24H65	3417	65	24	22	195	22
C25D20W36H84	5522	84	35	20	330	35
C25D20W36H72	4732	72	35	20	305	30
C25D20W36H65	4340	65	35	20	278	28
C25D20W30H84	4605	84	30	20	300	29
C25D20W30H72	3946	72	30	20	265	25
C25D20W30H65	3615	65	30	20	229	23
C25D20W24H84	3687	84	24	20	235	23
C25D20W24H72	3158	72	24	20	203	20
C25D20W24H65	2896	65	24	20	185	18

- 84" has 5 Adj. Shelves, 72" has 4 Adj. Shelves, 65" has 4 Adj. Shelves
- Coat Rack & Hat Shelf on Left
- For Aluminum Framed Glass Door option please contact Customer Service.

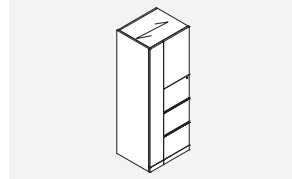
C26-R • Right Tower Unit with Wardrobe, 3 File Drawers, Open Storage & Adj. Shelf



PRODUCT CODE	PRICE	SIZE (INCHES)			WEIGHT LBS	VOL FT3
		H	W	D		
C26D24W24H84R	7888	84	24	24	182	26
C26D24W24H72R	6762	72	24	24	168	24
C26D24W24H65R	6202	65	24	24	154	22
C26D22W24H84R	7235	84	24	22	167	24
C26D22W24H72R	6201	72	24	22	154	22
C26D22W24H65R	5684	65	24	22	141	20
C26D20W24H84R	6890	84	24	20	152	22
C26D20W24H72R	5905	72	24	20	140	20
C26D20W24H65R	5414	65	24	20	128	18

- 84" has 2 Adj. Shelves on Left, 72" has 1 Adj. Shelf on Left, 65" has 1 Adj. Shelf on Left
- Wardrobe with Coat Rack on Right
- 3 File Drawers and Storage with Open Bookcase on Left

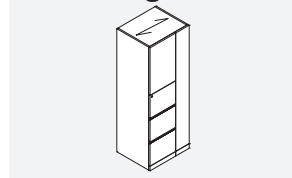
C26-L • Left Tower Unit with Wardrobe, 3 File Drawers, Open Storage & Adj. Shelf



PRODUCT CODE	PRICE	SIZE (INCHES)			WEIGHT LBS	VOL FT3
		H	W	D		
C26D24W24H84L	7888	84	24	24	196	28
C26D24W24H72L	6762	72	24	24	168	24
C26D24W24H65L	6202	65	24	24	154	22
C26D22W24H84L	7235	84	24	22	180	26
C26D22W24H72L	6201	72	24	22	154	22
C26D22W24H65L	5684	65	24	22	141	20
C26D20W24H84L	6890	84	24	20	163	23
C26D20W24H72L	5905	72	24	20	140	20
C26D20W24H65L	5414	65	24	20	128	18

- 84" has 2 Adj. Shelves on Left, 72" has 1 Adj. Shelf on Left, 65" has 1 Adj. Shelf on Left
- Wardrobe with Coat Rack on Left
- 3 File Drawers and Storage with Open Bookcase on Right

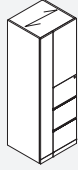
C27-R • Right Tower Unit with Wardrobe, 3 File Drawers & Storage with Adj. Shelf



PRODUCT CODE	PRICE	SIZE (INCHES)			WEIGHT LBS	VOL FT3
		H	W	D		
C27D24W24H84R	7888	84	24	24	182	26
C27D24W24H72R	6762	72	24	24	168	24
C27D24W24H65R	6202	65	24	24	154	22
C27D22W24H84R	7235	84	24	22	167	24
C27D22W24H72R	6201	72	24	22	154	22
C27D22W24H65R	5684	65	24	22	141	20
C27D20W24H84R	6890	84	24	20	152	22
C27D20W24H72R	5905	72	24	20	140	20
C27D20W24H65R	5414	65	24	20	128	18

- 84" has 2 Adj. Shelves on Left, 72" has 1 Adj. Shelf on Left, 65" has 1 Adj. Shelf on Left
- Wardrobe with Coat Rack on Right
- 3 File Drawers and Storage with Door on Left
- For Aluminum Framed Glass Door option on Left please contact Customer Service.

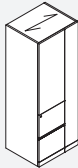
C27-L • Left Tower Unit with Wardrobe, 3 File Drawers & Storage with Adj. Shelf



PRODUCT CODE	PRICE	SIZE (INCHES)			WEIGHT LBS	VOL FT3
		H	W	D		
C27D24W24H84L	7888	84	24	24	182	26
C27D24W24H72L	6762	72	24	24	168	24
C27D24W24H65L	6202	65	24	24	154	22
C27D22W24H84L	7235	84	24	22	167	24
C27D22W24H72L	6201	72	24	22	154	22
C27D22W24H65L	5684	65	24	22	141	20
C27D20W24H84L	6890	84	24	20	152	22
C27D20W24H72L	5905	72	24	20	140	20
C27D20W24H65L	5414	65	24	20	128	18

- 84" has 2 Adj. Shelves on Left, 72" has 1 Adj. Shelf on Left, 65" has 1 Adj. Shelf on Left
- Wardrobe with Coat Rack on Left
- 3 File Drawers and Storage with Door on Right
- For Aluminum Framed Glass Door option on Right please contact Customer Service.

C29-R • Right Tower Unit with Wardrobe, 2 File Drawers & Storage with Adj. Shelves



PRODUCT CODE	PRICE	SIZE (INCHES)			WEIGHT LBS	VOL FT3
		H	W	D		
C29D24W24H84R	7250	84	24	24	182	26
C29D24W24H72R	6124	72	24	24	168	24
C29D24W24H65R	5499	65	24	24	154	22
C29D22W24H84R	6268	84	24	22	167	24
C29D22W24H72R	5282	72	24	22	154	22
C29D22W24H65R	4794	65	24	22	141	20
C29D20W24H84R	5938	84	24	20	152	22
C29D20W24H72R	5004	72	24	20	140	20
C29D20W24H65R	4536	65	24	20	128	18

- 84" has 3 Adj. Shelves on Left, 72" has 2 Adj. Shelves on Left, 65" has 2 Adj. Shelves on Left
- Wardrobe with Coat Rack on Right
- 2 File Drawers and Storage with Door on Left
- For Aluminum Framed Glass Door option on Left please contact Customer Service.

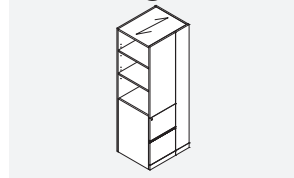
C29-L • Left Tower Unit with Wardrobe, 2 File Drawers & Storage with Adj. Shelves



PRODUCT CODE	PRICE	SIZE (INCHES)			WEIGHT LBS	VOL FT3
		H	W	D		
C29D24W24H84L	7250	84	24	24	182	26
C29D24W24H72L	6124	72	24	24	168	24
C29D24W24H65L	5499	65	24	24	154	22
C29D22W24H84L	6268	84	24	22	167	24
C29D22W24H72L	5282	72	24	22	154	22
C29D22W24H65L	4794	65	24	22	141	20
C29D20W24H84L	5938	84	24	20	152	22
C29D20W24H72L	5004	72	24	20	140	20
C29D20W24H65L	4536	65	24	20	128	18

- 84" has 3 Adj. Shelves on Right, 72" has 2 Adj. Shelves on Right, 65" has 2 Adj. Shelves on Right
- Wardrobe with Coat Rack on Left
- 2 File Drawers and Storage with Door on Right
- For Aluminum Framed Glass Door option on Right please contact Customer Service.

C30-R • Right Tower Unit with Wardrobe, 2 File Drawers, Open Storage & Adj. Shelves



PRODUCT CODE	PRICE	SIZE (INCHES)			WEIGHT LBS	VOL FT3
		H	W	D		
C30D24W24H84R	7250	84	24	24	196	28
C30D24W24H72R	6124	72	24	24	168	24
C30D24W24H65R	5499	65	24	24	154	22
C30D22W24H84R	6268	84	24	22	180	26
C30D22W24H72R	5282	72	24	22	154	22
C30D22W24H65R	4794	65	24	22	141	20
C30D20W24H84R	5938	84	24	20	163	23
C30D20W24H72R	5004	72	24	20	140	20
C30D20W24H65R	4536	65	24	20	128	18

- 84" has 3 Adj. Shelves on Left, 72" has 2 Adj. Shelves on Left, 65" has 2 Adj. Shelves on Left
- Wardrobe with Coat Rack on Right
- 2 File Drawers and Storage with Open Bookcase on Left

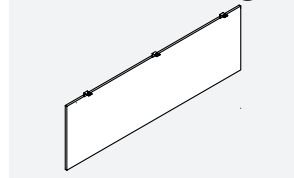
C30-L • Left Tower Unit with Wardrobe, 2 File Drawers, Open Storage & Adj. Shelves



PRODUCT CODE	PRICE	SIZE (INCHES)			WEIGHT LBS	VOL FT3
		H	W	D		
C30D24W24H84L	7250	84	24	24	196	28
C30D24W24H72L	6124	72	24	24	168	24
C30D24W24H65L	5499	65	24	24	154	22
C30D22W24H84L	6268	84	24	22	180	26
C30D22W24H72L	5282	72	24	22	154	22
C30D22W24H65L	4794	65	24	22	141	20
C30D20W24H84L	5938	84	24	20	163	23
C30D20W24H72L	5004	72	24	20	140	20
C30D20W24H65L	4536	65	24	20	128	18

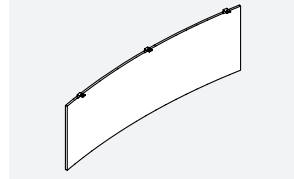
- 84" has 3 Adj. Shelves on Right, 72" has 2 Adj. Shelves on Right, 65" has 2 Adj. Shelves on Right
- Wardrobe with Coat Rack on Left
- 2 File Drawers and Storage with Open Bookcase on Right

CMP • Metal Straight Modesty Panel hanging from Top



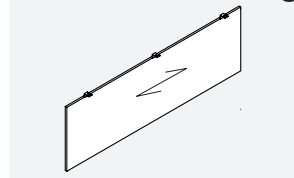
PRODUCT CODE	PRICE	SIZE (INCHES)			WEIGHT LBS	VOL FT3
		H	W	D		
CMP72	1403	18	67		9	1
CMP66	1357	18	61		8	1
CMP60	1337	18	55		8	1
CMP54	1312	18	49		7	1
CMP48	1296	18	43		6	1

CMMP • Metal Curved Modesty Panel hanging from Top



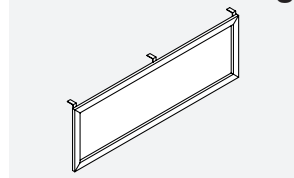
PRODUCT CODE	PRICE	SIZE (INCHES)			WEIGHT LBS	VOL FT3
		H	W	D		
CMMP72	1403	18	67		9	1
CMMP66	1357	18	61		8	1
CMMP60	1337	18	55		8	1
CMMP54	1312	18	49		7	1
CMMP48	1296	18	43		6	1

CMP-W • Wood Straight Modesty Panel hanging from Top



PRODUCT CODE	PRICE	SIZE (INCHES)			WEIGHT LBS	VOL FT3
		H	W	D		
CMP72W	1195	18	67		20	1
CMP66W	1156	18	61		18	1
CMP60W	1137	18	55		16	1
CMP54W	1118	18	49		14	1
CMP48W	1100	18	43		13	1

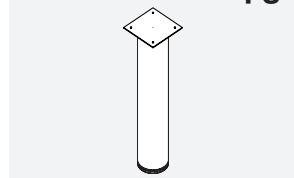
CMP-G • Glass Straight Modesty Panel hanging from Top



PRODUCT CODE	PRICE	SIZE (INCHES)			WEIGHT LBS	VOL FT3
		H	W	D		
CMP72G	2152	18	67		20	1
CMP66G	2033	18	61		18	1
CMP60G	1859	18	55		16	1
CMP54G	1731	18	49		14	1
CMP48G	1653	18	43		13	1

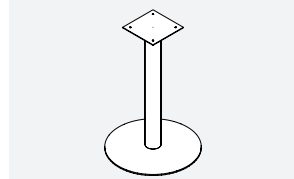
- Aluminum framed glass modesty panel with frosted glass is standard
- For white back painted glass, please contact customer service for pricing

SM • Metal Post Upgrade from SMO3



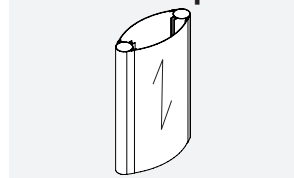
PRODUCT CODE	PRICE	SIZE (INCHES)			WEIGHT LBS	VOL FT3
		H	W	D		
SM06	304	28	6			
SM04	100	28	4			
SM03	0	28	3			

F3 • Metal Flat Plate Base Upgrade from SMO3



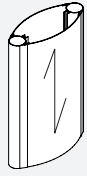
PRODUCT CODE	PRICE	SIZE (INCHES)			WEIGHT LBS	VOL FT3
		H	W	D		
F3P18	1038	28	18			

TE • Wood Elliptical Base with PVC End Caps, Upgrade from SMO3



PRODUCT CODE	PRICE	SIZE (INCHES)			WEIGHT LBS	VOL FT3
		H	W	D		
TE18	837	28	18	5		

TEL • Wood Elliptical Base with Aluminum End Caps, Upgrade from SMS4



PRODUCT CODE	PRICE	SIZE (INCHES)			WEIGHT LBS	VOL FT3
		H	W	D		
TEL18	983	28	18	5	20	2

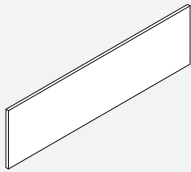
- Anodized Aluminum end caps

SMS4 • 4" Square Leg Upgrade from SMO3



PRODUCT CODE	PRICE	SIZE (INCHES)			WEIGHT LBS	VOL FT3
		H	W	D		
SMS4	100					

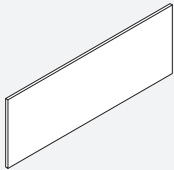
CTS • Tackboard for 36" High Non Pigeon-Hole Hutches



PRODUCT CODE	PRICE	SIZE (INCHES)			WEIGHT LBS	VOL FT3
		H	W	D		
CTS108	1025	20	106.5	1	23	2
CTS102	970	20	100.5	1	19	2
CTS96	911	20	94.5	1	15	1
CTS90	857	20	88.5	1	15	1
CTS84	802	20	82.5	1	14	1
CTS78	740	20	76.5	1	13	1
CTS72	683	20	70.5	1	12	1
CTS66	625	20	64.5	1	11	1
CTS60	571	20	58.5	1	10	1
CTS36	341	20	34.5	1	6	1
CTS30	283	20	28.5	1	4	1

- Factory Installed Hutch Tackboard

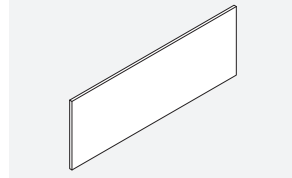
CTSP-H23 • Tackboard for 42" & 54" High Pigeon-Hole Hutches



PRODUCT CODE	PRICE	SIZE (INCHES)			WEIGHT LBS	VOL FT3
		H	W	D		
CTSP108H23	1158	23	106.5	1	30	2
CTSP102H23	1102	23	100.5	1	24	2
CTSP96H23	1031	23	94.5	1	20	2
CTSP90H23	966	23	88.5	1	20	2
CTSP84H23	901	23	82.5	1	18	2
CTSP78H23	838	23	76.5	1	17	2
CTSP72H23	777	23	70.5	1	16	1
CTSP66H23	710	23	64.5	1	14	1
CTSP60H23	647	23	58.5	1	13	1
CTSP36H23	386	23	34.5	1	8	1
CTSP30H23	321	23	28.5	1	5	1

- Factory Installed Hutch Tackboard

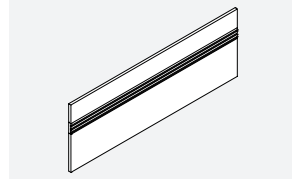
CTS-H26 • Tackboard for 42" & 54" High Non Pigeon-Hole Hutches



PRODUCT CODE	PRICE	SIZE (INCHES)			WEIGHT LBS	VOL FT3
		H	W	D		
CTS108H26	1337	26	106.5	1	30	2
CTS102H26	1261	26	100.5	1	24	2
CTS96H26	1186	26	94.5	1	20	2
CTS90H26	1114	26	88.5	1	20	2
CTS84H26	963	26	82.5	1	18	2
CTS78H26	815	26	76.5	1	17	2
CTS72H26	740	26	70.5	1	16	1
CTS66H26	663	26	64.5	1	14	1
CTS60H26	514	26	58.5	1	13	1
CTS36H26	447	26	34.5	1	8	1
CTS30H26	371	26	28.5	1	5	1

- Factory Installed Hutch Tackboard

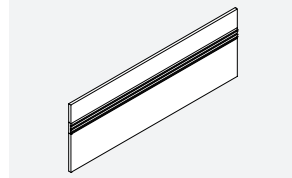
CTSAS • Tackboard with Rail for 36" High Non Pigeon-Hole Hutches



PRODUCT CODE	PRICE	SIZE (INCHES)			WEIGHT LBS	VOL FT3
		H	W	D		
CTSAS108	1816	20	106.5	1	23	2
CTSAS102	1639	20	100.5	1	19	2
CTSAS96	1616	20	94.5	1	15	1
CTSAS90	1517	20	88.5	1	15	1
CTSAS84	1415	20	82.5	1	14	1
CTSAS78	1312	20	76.5	1	13	1
CTSAS72	1211	20	70.5	1	12	1
CTSAS66	1111	20	64.5	1	11	1
CTSAS60	1011	20	58.5	1	10	1
CTSAS36	604	20	34.5	1	6	1
CTSAS30	502	20	28.5	1	4	1

- Factory Installed Hutch Tackboard
- Please specify the Metal Colour: Black (E), Tungsten (K) or Designer White (DWT)

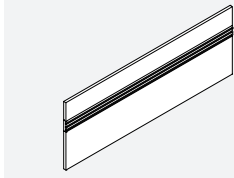
CTSPAS-H23 • Tackboard with Rail for 42" and 54" High Pigeon-Hole Hutches



PRODUCT CODE	PRICE	SIZE (INCHES)			WEIGHT LBS	VOL FT3
		H	W	D		
CTSPAS108H23	1975	23	106.5	1	30	2
CTSPAS102H23	1877	23	100.5	1	24	2
CTSPAS96H23	1759	23	94.5	1	20	2
CTSPAS90H23	1648	23	88.5	1	20	2
CTSPAS84H23	1537	23	82.5	1	18	2
CTSPAS78H23	1429	23	76.5	1	17	2
CTSPAS72H23	1317	23	70.5	1	16	1
CTSPAS66H23	1208	23	64.5	1	14	1
CTSPAS60H23	1099	23	58.5	1	13	1
CTSPAS36H23	660	23	34.5	1	8	1
CTSPAS30H23	551	23	28.5	1	5	1

- Factory Installed Hutch Tackboard
- Please specify the Metal Colour: Black (E), Tungsten (K) or Designer White (DWT)

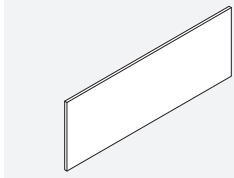
CTSAS-H26 • Tackboard with Rail for 42" & 54" High Non Pigeon-Hole Hutches



PRODUCT CODE	PRICE	SIZE (INCHES)			WEIGHT LBS	VOL FT3
		H	W	D		
CTSAS108H26	2190	26	106.5	1	23	2
CTSAS102H26	2060	26	100.5	1	19	2
CTSAS96H26	1940	26	94.5	1	15	1
CTSAS90H26	1826	26	88.5	1	15	1
CTSAS84H26	1682	26	82.5	1	14	1
CTSAS78H26	1579	26	76.5	1	13	1
CTSAS72H26	1431	26	70.5	1	12	1
CTSAS66H26	1337	26	64.5	1	11	1
CTSAS60H26	1212	26	58.5	1	10	1
CTSAS36H26	726	26	34.5	1	6	1
CTSAS30H26	609	26	28.5	1	4	1

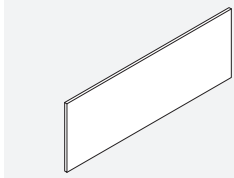
- Factory Installed Hutch Tackboard
- Please specify the Metal Colour: Black (E), Tungsten (K) or Designer White (DWT)

TS • Tackboard for 65" High Non Pigeon-Hole Wall Mount Cabinets



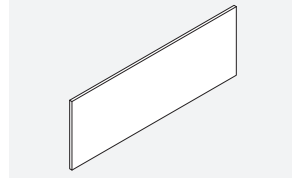
PRODUCT CODE	PRICE	SIZE (INCHES)			WEIGHT LBS	VOL FT3
		H	W	D		
TS120	1311	19.2	120	1	26	2
TS114	1245	19.2	114	1	25	2
TS108	1178	19.2	108	1	23	2
TS102	1114	19.2	102	1	19	2
TS96	1047	19.2	96	1	17	1
TS90	983	19.2	90	1	15	1
TS84	921	19.2	84	1	14	1
TS78	850	19.2	78	1	13	1
TS72	783	19.2	72	1	12	1
TS66	717	19.2	66	1	11	1
TS60	655	19.2	60	1	10	1
TS54	590	19.2	54	1	10	1
TS48	525	19.2	48	1	10	1
TS42	459	19.2	42	1	10	1
TS36	394	19.2	36	1	8	1
TS30	329	19.2	30	1	5	1

TSP-H23 • Tackboard for 72" High Pigeon-Hole Wall Mount Cabinets



PRODUCT CODE	PRICE	SIZE (INCHES)			WEIGHT LBS	VOL FT3
		H	W	D		
TSP120H23	1481	22.3	120	1	34	2
TSP114H23	1408	22.3	114	1	32	2
TSP108H23	1329	22.3	108	1	30	2
TSP102H23	1267	22.3	102	1	24	2
TSP96H23	1184	22.3	96	1	22	2
TSP90H23	1110	22.3	90	1	20	1
TSP84H23	1035	22.3	84	1	18	1
TSP78H23	963	22.3	78	1	17	1
TSP72H23	892	22.3	72	1	16	1
TSP66H23	814	22.3	66	1	14	1
TSP60H23	763	22.3	60	1	13	1
TSP54H23	743	22.3	54	1	13	1
TSP48H23	590	22.3	48	1	13	1
TSP42H23	519	22.3	42	1	13	1
TSP36H23	444	22.3	36	1	8	1
TSP30H23	369	22.3	30	1	5	1

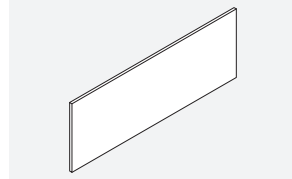
TS-H25.5 • Tackboard for 65" High Non Pigeon-Hole Wall Mount Cabinets



PRODUCT CODE	PRICE	SIZE (INCHES)			WEIGHT LBS	VOL FT3
		H	W	D		
TS120H25.5	1643	25.4	120	1	29	2
TS114H25.5	1561	25.4	114	1	28	2
TS108H25.5	1478	25.4	108	1	27	2
TS102H25.5	1390	25.4	102	1	26	2
TS96H25.5	1311	25.4	96	1	24	2
TS90H25.5	1232	25.4	90	1	20	1
TS84H25.5	1146	25.4	84	1	19	1
TS78H25.5	1063	25.4	78	1	18	1
TS72H25.5	982	25.4	72	1	17	1
TS66H25.5	903	25.4	66	1	16	1
TS60H25.5	818	25.4	60	1	12	1

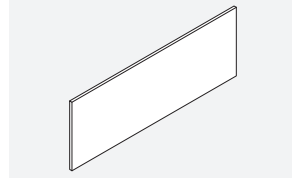
• To be used with 23" High Credenza

TS-H26 • Tackboard for 72" High Non Pigeon-Hole Wall Mount Cabinets



PRODUCT CODE	PRICE	SIZE (INCHES)			WEIGHT LBS	VOL FT3
		H	W	D		
TS120H26	1705	26	120	1	32	2
TS114H26	1619	26	114	1	31	2
TS108H26	1537	26	108	1	30	2
TS102H26	1447	26	102	1	24	2
TS96H26	1365	26	96	1	22	2
TS90H26	1280	26	90	1	20	2
TS84H26	1191	26	84	1	18	2
TS78H26	1106	26	78	1	17	2
TS72H26	1020	26	72	1	16	1
TS66H26	936	26	66	1	14	1
TS60H26	850	26	60	1	13	1
TS54H26	767	26	54	1	13	1
TS48H26	680	26	48	1	13	1
TS42H26	595	26	42	1	13	1
TS36H26	510	26	36	1	8	1
TS30H26	426	26	3	1	5	1

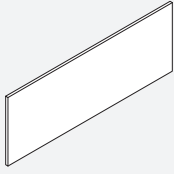
TSP-H29 • Tackboard for 72" High Pigeon-Hole Wall Mount Cabinets



PRODUCT CODE	PRICE	SIZE (INCHES)			WEIGHT LBS	VOL FT3
		H	W	D		
TSP120H29	1904	28.6	120	1	29	2
TSP114H29	1808	28.6	114	1	28	2
TSP108H29	1713	28.6	108	1	27	2
TSP102H29	1610	28.6	102	1	26	2
TSP96H29	1521	28.6	96	1	24	2
TSP90H29	1429	28.6	90	1	20	1
TSP84H29	1330	28.6	84	1	19	1
TSP78H29	1233	28.6	78	1	18	1
TSP72H29	1139	28.6	72	1	17	1
TSP66H29	1047	28.6	66	1	16	1
TSP60H29	949	28.6	60	1	12	1

• To be used with 23" High Credenza

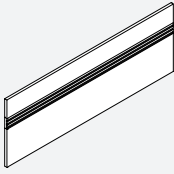
TS-H32 • Tackboard for 72" High Non Pigeon-Hole Wall Mount Cabinets



PRODUCT CODE	PRICE	SIZE (INCHES)			WEIGHT LBS	VOL FT3
		H	W	D		
TS120H32	2101	32.4	120	1	29	2
TS114H32	1995	32.4	114	1	28	2
TS108H32	1891	32.4	108	1	27	2
TS102H32	1778	32.4	102	1	26	2
TS96H32	1681	32.4	96	1	24	2
TS90H32	1577	32.4	90	1	20	1
TS84H32	1467	32.4	84	1	19	1
TS78H32	1362	32.4	78	1	18	1
TS72H32	1254	32.4	72	1	17	1
TS66H32	1153	32.4	66	1	16	1
TS60H32	1047	32.4	60	1	12	1

• To be used with 23" High Credenza

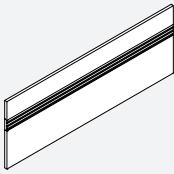
TSAS • Tackboard with Rail for 65" High Non Pigeon-Hole Wall Mount Cabinets



PRODUCT CODE	PRICE	SIZE (INCHES)			WEIGHT LBS	VOL FT3
		H	W	D		
TSAS120	2311	19.2	120	1	26	2
TSAS114	2197	19.2	114	1	25	2
TSAS108	2077	19.2	108	1	23	2
TSAS102	1967	19.2	102	1	19	2
TSAS96	1843	19.2	96	1	15	1
TSAS90	1734	19.2	90	1	15	1
TSAS84	1617	19.2	84	1	14	1
TSAS78	1500	19.2	78	1	13	1
TSAS72	1384	19.2	72	1	12	1
TSAS66	1271	19.2	66	1	11	1
TSAS60	1153	19.2	60	1	10	1
TSAS54	1043	19.2	54	1	10	1
TSAS48	927	19.2	48	1	10	1
TSAS42	809	19.2	42	1	10	1
TSAS36	690	19.2	36	1	6	1
TSAS30	536	19.2	30	1	4	1

• Please specify the Metal Colour: Black (E), Tungsten (K) or Designer White (DWT)

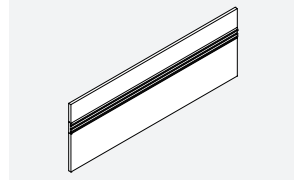
TSPAS-H23 • Tackboard with Rail for 72" High Pigeon-Hole Wall Mount Cabinets



PRODUCT CODE	PRICE	SIZE (INCHES)			WEIGHT LBS	VOL FT3
		H	W	D		
TSPAS120H23	2505	22.3	120	1	33	2
TSPAS114H23	2379	22.3	114	1	32	2
TSPAS108H23	2255	22.3	108	1	30	2
TSPAS102H23	2144	22.3	102	1	24	2
TSPAS96H23	2011	22.3	96	1	20	2
TSPAS90H23	1883	22.3	90	1	20	2
TSPAS84H23	1758	22.3	84	1	18	2
TSPAS78H23	1635	22.3	78	1	17	2
TSPAS72H23	1506	22.3	72	1	16	1
TSPAS66H23	1383	22.3	66	1	14	1
TSPAS60H23	1254	22.3	60	1	13	1
TSPAS54H23	1111	22.3	54	1	13	1
TSPAS48H23	1003	22.3	48	1	13	1
TSPAS42H23	880	22.3	42	1	13	1
TSPAS36H23	756	22.3	36	1	6	1
TSPAS30H23	627	22.3	30	1	4	1

• Please specify the Metal Colour: Black (E), Tungsten (K) or Designer White (DWT)

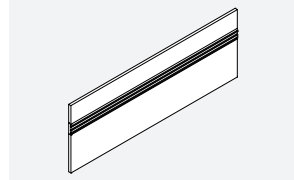
TSAS-H25.5 • Tackboard with Rail for 65" High Non Pigeon-Hole Wall Mount Cabinets



PRODUCT CODE	PRICE	SIZE (INCHES)			WEIGHT LBS	VOL FT3
		H	W	D		
TSAS120H25.5	2771	25.4	120	1	26	2
TSAS114H25.5	2631	25.4	114	1	24	2
TSAS108H25.5	2503	25.4	108	1	23	2
TSAS102H25.5	2357	25.4	102	1	19	2
TSAS96H25.5	2217	25.4	96	1	15	1
TSAS90H25.5	2086	25.4	90	1	15	1
TSAS84H25.5	1922	25.4	84	1	14	1
TSAS78H25.5	1800	25.4	78	1	13	1
TSAS72H25.5	1637	25.4	72	1	12	1
TSAS66H25.5	1528	25.4	66	1	11	1
TSAS60H25.5	1387	25.4	60	1	10	1

- Please specify the Metal Colour: Black (E), Tungsten (K) or Designer White (DWT)
- To be used with 23" High Credenza

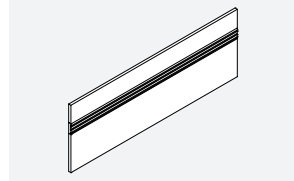
TSAS-H26 • Tackboard with Rail for 72" High Non Pigeon-Hole Wall Mount Cabinets



PRODUCT CODE	PRICE	SIZE (INCHES)			WEIGHT LBS	VOL FT3
		H	W	D		
TSAS120H26	2771	26	120	1	27	2
TSAS114H26	2631	26	114	1	25	2
TSAS108H26	2503	26	108	1	23	2
TSAS102H26	2357	26	102	1	19	2
TSAS96H26	2217	26	96	1	15	1
TSAS90H26	2086	26	90	1	15	1
TSAS84H26	1922	26	84	1	14	1
TSAS78H26	1800	26	78	1	13	1
TSAS72H26	1637	26	72	1	12	1
TSAS66H26	1528	26	66	1	11	1
TSAS60H26	1387	26	60	1	10	1
TSAS54H26	1249	26	54	1	10	1
TSAS48H26	1113	26	48	1	10	1
TSAS42H26	977	26	42	1	10	1
TSAS36H26	832	26	36	1	6	1
TSAS30H26	693	26	30	1	4	1

- Please specify the Metal Colour: Black (E), Tungsten (K) or Designer White (DWT)

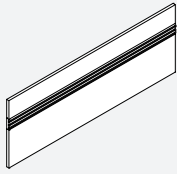
TSPAS-H29 • Tackboard with Rail for 72" High Pigeon-Hole Wall Mount Cabinets



PRODUCT CODE	PRICE	SIZE (INCHES)			WEIGHT LBS	VOL FT3
		H	W	D		
TSPAS120H29	3101	28.6	120	1	32	2
TSPAS114H29	2947	28.6	114	1	30	2
TSPAS108H29	2791	28.6	108	1	28	2
TSPAS102H29	2629	28.6	102	1	27	2
TSPAS96H29	2473	28.6	96	1	25	2
TSPAS90H29	2327	28.6	90	1	21	1
TSPAS84H29	2144	28.6	84	1	20	1
TSPAS78H29	2009	28.6	78	1	19	1
TSPAS72H29	1826	28.6	72	1	18	1
TSPAS66H29	1706	28.6	66	1	17	1
TSPAS60H29	1544	28.6	60	1	14	1

- Please specify the Metal Colour: Black (E), Tungsten (K) or Designer White (DWT)
- To be used with 23" High Credenzas

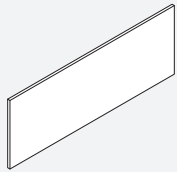
TSAS-H32 • Tackboard with Rail for 72" High Non Pigeon-Hole Wall Mount Cabinets



PRODUCT CODE	PRICE	SIZE (INCHES)			WEIGHT LBS	VOL FT3
		H	W	D		
TSAS120H32	3420	32.4	120	1	30	2
TSAS114H32	3251	32.4	114	1	28	2
TSAS108H32	3079	32.4	108	1	30	2
TSAS102H32	2899	32.4	102	1	28	2
TSAS96H32	2728	32.4	96	1	26	2
TSAS90H32	2567	32.4	90	1	22	1
TSAS84H32	2365	32.4	84	1	21	1
TSAS78H32	2217	32.4	78	1	20	1
TSAS72H32	2013	32.4	72	1	19	1
TSAS66H32	1881	32.4	66	1	18	1
TSAS60H32	1705	32.4	60	1	15	1

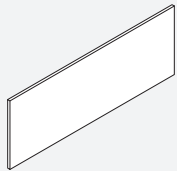
- Please specify the Metal Colour: Black (E), Tungsten (K) or Designer White (DWT)
- To be used with 23" High Credenzas

TSP-H21 • Tackboard for 84" High Double Height Pigeon-Hole Wall Mount Cabinet



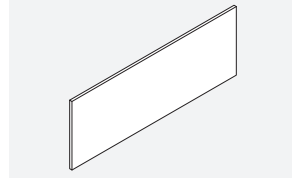
PRODUCT CODE	PRICE	SIZE (INCHES)			WEIGHT LBS	VOL FT3
		H	W	D		
TSP120H21	1376	21	120	1	35	2
TSP114H21	1307	21	114	1	32	2
TSP108H21	1238	21	108	1	30	2
TSP102H21	1170	21	102	1	24	2
TSP96H21	1099	21	96	1	20	2
TSP90H21	1033	21	90	1	20	2
TSP84H21	966	21	84	1	18	2
TSP78H21	892	21	78	1	17	2
TSP72H21	824	21	72	1	16	1
TSP66H21	754	21	66	1	14	1
TSP60H21	689	21	60	1	13	1
TSP54H21	620	21	54	1	13	1
TSP48H21	551	21	48	1	13	1
TSP42H21	483	21	42	1	6	1
TSP36H21	413	21	36	1	4	1
TSP30H21	344	21	30	1	3	1

TS-H25 • Tackboard for 84" High Double Height Non Pigeon-Hole Wall Mount Cabinet



PRODUCT CODE	PRICE	SIZE (INCHES)			WEIGHT LBS	VOL FT3
		H	W	D		
TS120H25	1643	25	120	1	27	2
TS114H25	1561	25	114	1	25	2
TS108H25	1478	25	108	1	23	2
TS102H25	1390	25	102	1	19	2
TS96H25	1311	25	96	1	15	1
TS90H25	1232	25	90	1	15	1
TS84H25	1146	25	84	1	14	1
TS78H25	1063	25	78	1	13	1
TS72H25	982	25	72	1	12	1
TS66H25	903	25	66	1	11	1
TS60H25	818	25	60	1	10	1
TS54H25	738	25	54	1	10	1
TS48H25	653	25	48	1	10	1
TS42H25	573	25	42	1	10	1
TS36H25	492	25	36	1	6	1
TS30H25	409	25	30	1	4	1

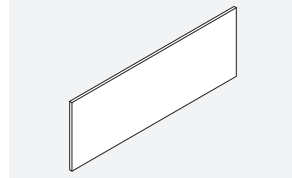
TSP-H27 • Tackboard with Rail for 84" High Double Height Pigeon-Hole Wall Mount Cabinet



PRODUCT CODE	PRICE	SIZE (INCHES)			WEIGHT LBS	VOL FT3
		H	W	D		
TSP120H27	1770	27	120	1	32	2
TSP114H27	1682	27	114	1	30	2
TSP108H27	1597	27	108	1	28	2
TSP102H27	1503	27	102	1	27	2
TSP96H27	1418	27	96	1	25	2
TSP90H27	1329	27	90	1	21	1
TSP84H27	1238	27	84	1	20	1
TSP78H27	1148	27	78	1	19	1
TSP72H27	1058	27	72	1	18	1
TSP66H27	972	27	66	1	17	1
TSP60H27	883	27	60	1	14	1

- Please specify the Metal Colour: Black (E), Tungsten (K) or Designer White (DWT)
- To be used with 23" High Credenza

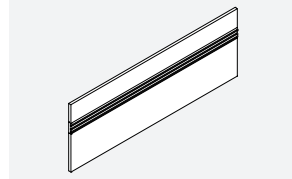
TS-H31 • Tackboard with Rail for 84" High Double Height Non Pigeon-Hole Wall Mount Cabinet



PRODUCT CODE	PRICE	SIZE (INCHES)			WEIGHT LBS	VOL FT3
		H	W	D		
TS120H31	2037	31	120	1	30	2
TS114H31	1935	31	114	1	28	2
TS108H31	1833	31	108	1	30	2
TS102H31	1723	31	102	1	28	2
TS96H31	1628	31	96	1	26	2
TS90H31	1526	31	90	1	22	1
TS84H31	1420	31	84	1	21	1
TS78H31	1317	31	78	1	20	1
TS72H31	1216	31	72	1	19	1
TS66H31	1119	31	66	1	18	1
TS60H31	1015	31	60	1	15	1

- Please specify the Metal Colour: Black (E), Tungsten (K) or Designer White (DWT)
- To be used with 23" High Credenza

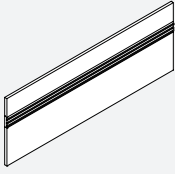
TSPAS-H21 • Tackboard with Rail for 84" High Double Height Pigeon-Hole Wall Mount Cabinet



PRODUCT CODE	PRICE	SIZE (INCHES)			WEIGHT LBS	VOL FT3
		H	W	D		
TSPAS120H21	2423	21	120	1	33	2
TSPAS114H21	2301	21	114	1	32	2
TSPAS108H21	2180	21	108	1	30	2
TSPAS102H21	2067	21	102	1	24	2
TSPAS96H21	1936	21	96	1	20	2
TSPAS90H21	1822	21	90	1	20	2
TSPAS84H21	1696	21	84	1	18	2
TSAPS78H21	1577	21	78	1	17	2
TSAPS72H21	1453	21	72	1	16	1
TSAPS66H21	1334	21	66	1	14	1
TSAPS60H21	1211	21	60	1	13	1
TSAPS54H21	1095	21	54	1	13	1
TSAPS48H21	972	21	48	1	13	1
TSAPS42H21	849	21	42	1	13	1
TSAPS36H21	724	21	36	1	6	1
TSAPS30H21	562	21	30	1	4	1

- Please specify the Metal Colour: Black (E), Tungsten (K) or Designer White (DWT)

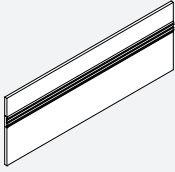
TSAS-H25 • Tackboard with Rail for 84" High Double Height Non Pigeon-Hole Wall Mount Cabinet



PRODUCT CODE	PRICE	SIZE (INCHES)			WEIGHT	VOL
		H	W	D	LBS	FT3
TSAS120H25	2771	25	120	1	27	2
TSAS114H25	2631	25	114	1	25	2
TSAS108H25	2503	25	108	1	23	2
TSAS102H25	2357	25	102	1	19	2
TSAS96H25	2217	25	96	1	15	1
TSAS90H25	2086	25	90	1	15	1
TSAS84H25	1922	25	84	1	14	1
TSAS78H25	1800	25	78	1	13	1
TSAS72H25	1637	25	72	1	12	1
TSAS66H25	1528	25	66	1	11	1
TSAS60H25	1387	25	60	1	10	1
TSAS54H25	1249	25	54	1	10	1
TSAS48H25	1113	25	48	1	10	1
TSAS42H25	977	25	42	1	10	1
TSAS36H25	832	25	36	1	6	1
TSAS30H25	693	25	30	1	4	1

• Please specify the Metal Colour: Black (E), Tungsten (K) or Designer White (DWT)

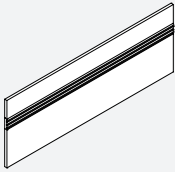
TSPAS-H27 • Tackboard with Rail for 84" High Double Height Pigeon-Hole Wall Mount Cabinet



PRODUCT CODE	PRICE	SIZE (INCHES)			WEIGHT	VOL
		H	W	D	LBS	FT3
TSPAS120H27	2978	27	120	1	29	2
TSPAS114H27	2830	27	114	1	28	2
TSPAS108H27	2681	27	108	1	27	2
TSPAS102H27	2532	27	102	1	26	2
TSPAS96H27	2377	27	96	1	24	2
TSPAS90H27	2230	27	90	1	20	1
TSPAS84H27	2080	27	84	1	19	1
TSPAS78H27	1933	27	78	1	18	1
TSPAS72H27	1784	27	72	1	17	1
TSPAS66H27	1635	27	66	1	16	1
TSPAS60H27	1485	27	60	1	12	1

• Please specify the Metal Colour: Black (E), Tungsten (K) or Designer White (DWT)
 • To be used with 23" High Credenza

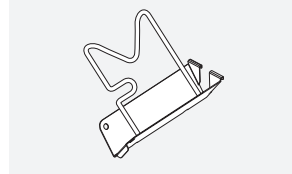
TSAS-H31 • Tackboard with Rail for 84" High Double Height Non Pigeon-Hole Wall Mount Cabinet



PRODUCT CODE	PRICE	SIZE (INCHES)			WEIGHT	VOL
		H	W	D	LBS	FT3
TSAS120H31	3420	31	120	1	30	2
TSAS114H31	3251	31	114	1	28	2
TSAS108H31	3079	31	108	1	30	2
TSAS102H31	2899	31	102	1	28	2
TSAS96H31	2728	31	96	1	26	2
TSAS90H31	2567	31	90	1	22	1
TSAS84H31	2365	31	84	1	21	1
TSAS78H31	2217	31	78	1	20	1
TSAS72H31	2013	31	72	1	19	1
TSAS66H31	1888	31	66	1	18	1
TSAS60H31	1705	31	60	1	15	1

• Please specify the Metal Colour: Black (E), Tungsten (K) or Designer White (DWT)
 • To be used with 23" High Credenza

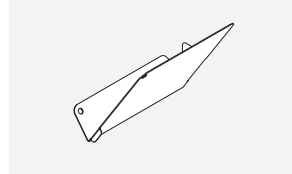
BAFS01 • Metal Flip Sorter - Accessory Rail mounted



PRODUCT CODE	PRICE	SIZE (INCHES)			WEIGHT LBS	VOL FT3
		H	W	D		
BAFS01	41	9.25	2.75	9.25	0.6	0.14

- Please specify the Metal Color: Black (E), Tungsten (K) or Designer White (DWT)
- Rail mounted Metal Flip Sorter comes with nickel plated wire

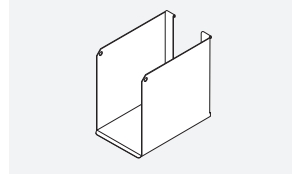
BASS01 • Metal Slant Sorter - Accessory Rail mounted



PRODUCT CODE	PRICE	SIZE (INCHES)			WEIGHT LBS	VOL FT3
		H	W	D		
BASS01R	35	9.5	5	10.25	1	0.28
BASS01L	35	9.5	5	10.25	1	0.28

- Please specify the Metal Color: Black (E), Tungsten (K) or Designer White (DWT)

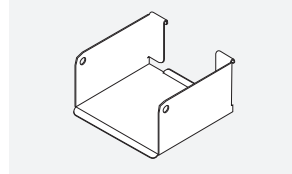
BABB01 • Metal Binder Bin - Accessory Rail mounted



PRODUCT CODE	PRICE	SIZE (INCHES)			WEIGHT LBS	VOL FT3
		H	W	D		
BABB01	56	9	4	10.25	1.85	0.21

- Please specify the Metal Color: Black (E), Tungsten (K) or Designer White (DWT)

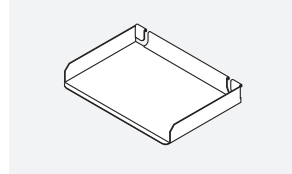
BAMB01 • Metal Media Bin - Accessory Rail mounted



PRODUCT CODE	PRICE	SIZE (INCHES)			WEIGHT LBS	VOL FT3
		H	W	D		
BAMB01	43	3	5.75	5.25	0.8	0.05

- Please specify the Metal Color: Black (E), Tungsten (K) or Designer White (DWT)

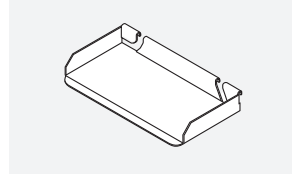
BALT01 • Metal Letter Tray - Accessory Rail mounted



PRODUCT CODE	PRICE	SIZE (INCHES)			WEIGHT LBS	VOL FT3
		H	W	D		
BALT01	43	2	13.5	9.25	0.5	0.15
BALT01LGL	56					

- Please specify the Metal Color: Black (E), Tungsten (K) or Designer White (DWT)

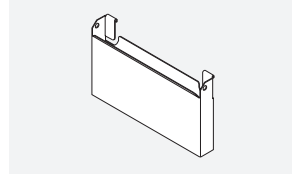
BAUT01 • Metal Utility Tray - Accessory Rail mounted



PRODUCT CODE	PRICE	SIZE (INCHES)			WEIGHT LBS	VOL FT3
		H	W	D		
BAUT01	30	1	8.5	3.75	0.5	0.02

- Please specify the Metal Color: Black (E), Tungsten (K) or Designer White (DWT)

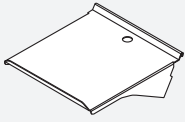
BAPP01 • Metal Paper Pocket - Accessory Rail mounted



PRODUCT CODE	PRICE	SIZE (INCHES)			WEIGHT LBS	VOL FT3
		H	W	D		
BAPP01	72	9	16	2.75	2	0.25

- Please specify the Metal Color: Black (E), Tungsten (K) or Designer White (DWT)

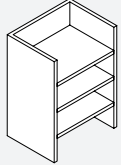
BATH01 • Telephone Holder - Accessory Rail mounted



PRODUCT CODE	PRICE	SIZE (INCHES)			WEIGHT LBS	VOL FT3
		H	W	D		
BATH01	68	2	9	10	2	0.26

• Please specify the Metal Color: Black (E), Tungsten (K) or Designer White (DWT)

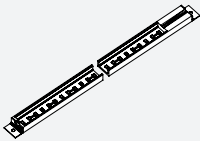
CPH-H16 • Paper Organizer, Legal & Letter Format



PRODUCT CODE	PRICE	SIZE (INCHES)			WEIGHT LBS	VOL FT3
		H	W	D		
CPH161226	814	27	16	12	20	3
CPH161223	689	23	16	12	18	3
CPH161219	523	20	16	12	15	2
CPH131226	660	27	13	12	16	2
CPH131223	560	23	13	12	15	2
CPH131219	424	20	13	12	12	2

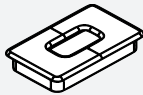
• Please specify the Metal Color: Black (E), Tungsten (K) or Designer White (DWT)

LED • LED Light



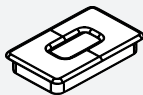
PRODUCT CODE	PRICE	SIZE (INCHES)			WEIGHT LBS	VOL FT3
		H	W	D		
FLED48	627	1	48	1	1	1
FLED36	509	1	36	1	1	1
FLED24	383	1	24	1	1	1

GM5 • Rectangular Grommet - Metal



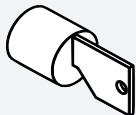
PRODUCT CODE	PRICE	SIZE (INCHES)			WEIGHT LBS	VOL FT3
		H	W	D		
GM5E (Black)	85		3.5	2		
GM5K (Tungsten)	85		3.5	2		

GM5P • Rectangular Grommet - Plastic



PRODUCT CODE	PRICE	SIZE (INCHES)			WEIGHT LBS	VOL FT3
		H	W	D		
GM5EP (Black)	48		3.5	2		
GM5KP (Tungsten)	48		3.5	2		

LO • Lock Assembly



PRODUCT CODE	PRICE	SIZE (INCHES)			WEIGHT LBS	VOL FT3
		H	W	D		
LO (Black)	110		3.5	2		
LO/C (Tungsten)	110		3.5	2		