

## Tables and Receptions Price List

---

Effective June 2024 Canada



[globalfurnituregroup.com](http://globalfurnituregroup.com)

**T**  
DISTRIBUTION



**General Information**

**A**

Where to Order / How to Order	<b>A.7</b>
Series Details	<b>A.8</b>
General Installation / Maintenance	<b>A.11</b>
Limited Lifetime Warranty	<b>A.12</b>
Finish Options	<b>A.13</b>
Edge Options	<b>A.14</b>
Key Alike Form	<b>A.15</b>



GCLCUS • Left End Gallery/Reception  
B.4



GCCCUS • Gallery/Reception Centre Desk  
B.4



GCKCUS • Freestanding Gallery/Reception with  
Recessed Kickplate  
B.4



GTTCUS • Curved Transaction Counter  
B.4



VGTCUS • Reception  
B.4



VGRCUS • Right add-on, for VGTCUS  
B.5



VGLCUS • Left add-on, for VGTCUS  
B.5



VGCKCUS • Reception with Raised Decorative  
Front Panel  
B.5



GTT • Rectangular Transaction Counter  
B.5



GTTM • Bow Front Transaction Counter  
B.5



GTTMA • Bow Front Transaction Counter with  
45° mitred ends  
B.5



GTTA • Rectangular Transaction Counter with  
45° mitred ends  
B.6



GTTAR • Mitred Transaction Counter Return,  
45° Right  
B.6



GTTAL • Mitred Transaction Counter Return,  
45° Left  
B.6



GTT-G • 3/4" Clear Glass Rectangular  
Transaction Counter over Wood Subtop  
B.6



GTTM-G • 3/4" Clear Glass Bow Front  
Transaction Counter over Wood Subtop  
B.7



GCCUS-G • 3/4" Clear Glass Bow Front  
Transaction Counter over Wood Subtop  
B.7



GFDP-F • Raised Decorative Front Panel for a  
Reception Desk - Reversed Diamond pattern  
B.7



GFDP-RIB • Raised Decorative Front Panel for a  
Reception Desk - Vertical Rib pattern  
B.7



GFDP-BW • Raised Decorative Front Panel for a  
Reception Desk - Basket Weave pattern  
B.7



GFDP-D • Raised Decorative Front Panel for a  
Reception Desk - Diamond pattern  
B.7

**Reception Desks**

**B**



GIC • Gallery/Reception Desk Shell,  
Breakfront Style  
B.1



GIC-IN • Gallery/Reception Desk Shell,  
Breakfront Style with Inlay  
B.2



GC • Gallery/Reception  
B.2



GC-IN • Gallery/Reception with Inlay  
B.2



GBT • Gallery Bridge  
B.3



GBT-IN • Gallery Bridge with Inlay  
B.3



GRR • Right Gallery/Reception Return Shell  
B.3



GRR-IN • Right Gallery/Reception Return Shell  
with Inlay  
B.3



GRL • Left Gallery/Reception Return Shell  
B.3



GRL-IN • Left Gallery/Reception Return Shell  
with Inlay  
B.4



GCCUS • Freestanding Gallery/Reception  
B.4



GCRCUS • Right End Gallery/Reception  
B.4

**Conference Room Tables**

**C**



RO • Round Conference Table Top  
C.7



RO-S • Round Conference Table Top with  
sunburst veneer pattern  
C.7



RA • Racetrack Conference Table Top  
C.7



RA-S • Racetrack Conference Table Top with  
sunburst veneer pattern  
C.8



OV • Oval Conference Table Top  
C.8



BO • Boat Shaped Conference Table Top  
C.8



BOBE • Boat Shaped Conference Table Top with  
Bow Ends  
C.9



RE • Rectangular Shaped Conference Table Top  
C.9



RE-F • Rectangular Shaped Conference Table  
Top  
C.10






















































RRE • Rectangular Shaped Conference Table  
Top with Radiused Corners  
C.10




RRE-F • Rectangular Shaped Conference Table  
Top with Radiused Corners  
C.11



REBE • Rectangular Shaped Conference Table  
Top with Bow Ends  
C.11


	WE • Wedged Shaped Conference Table Top C.11		TPML • Laminate Pedestal Base with Wood Decorative Panel C.14		TEXL • Wood Base with Metal Post and Anodized Aluminum Corner Detail C.16
	WEBE • Wedge Shaped Conference Table Top with Bow Ends C.12		TPML-J • Laminate Pedestal Base with Wood Decorative Panel and Access Door C.14		TET • Wood Triangular Base with Metal Post and PVC Corner Detail C.16
	WA • Wave Shaped Conference Table Top C.12		TPMLC • Laminate Centre Base C.14		TE TL • Wood Triangular Base with Metal Post and Anodized Aluminum Corner Detail C.16
	BOW • Modular Bow Top C.12		TPMLC-J • Laminate Centre Base with Access Door C.14		TE • Wood Elliptical Base with Metal Post and PVC End Detail C.16
	WI • Modular Wing Top C.12		TELRR • Wood Panel Base with Anodized Aluminum Corner Detail C.14		TEL • Wood Elliptical Base with Metal Post and Anodized Aluminum End Detail C.16
	TP • Wood Pedestal Base C.12		TELRR-J • Wood Panel Base with Anodized Aluminum Corner Detail and Access Door C.14		SM • Metal Post Leg C.16
	TP-J • Wood Pedestal Base with Access Door C.12		TELBR • Wood Panel Base with Anodized Aluminum Corner Detail C.14		SM-M • Metal Post Leg with Caster C.16
	TPM • Laminate Pedestal Base with Wood Decorative Panel C.12		TELBR-J • Wood Panel Base with Anodized Aluminum Corner Detail and Access Door C.15		SN • Wood Post Leg C.16
	TPM-J • Laminate Pedestal Base with Wood Decorative Panel and Access Door C.13		TD • Wood Drum Base C.15		SN-M • Wood Post Leg with Caster C.17
	TPM2 • Laminate Mono Base with Wood Decorative Panels C.13		TD-J • Wood Drum Base with Access Door C.15		SMS • Square Metal Post Leg C.17
	TPM2-J • Laminate Mono Base with Wood Decorative Panels and Access Door C.13		TD-M • Metal Drum Base C.15		TX • Wood "X" Shape Slab Base C.17
	TELRS • Wood Panel Base with Anodized Aluminum Corner Detail C.13		TTSQ • Metal Flat Plate Column Base C.15		TZ • Four Prong Metal Base - Prongs are radiused at ends C.17
	TELRS-J • Wood Panel Base with Anodized Aluminum Corner Detail and Access Door C.13		TTSQ-BH • Metal Flat Plate Column Base - Bar Height C.15		TT • Four Prong Metal Base - Prongs are flat at ends C.17
	TELBS • Wood Panel Base with Anodized Aluminum Corner Detail C.13		TRUM • Metal Trumpet Column Base C.15		TTFLTX • Metal Flat Bar Column Base C.17
	TELBS-J • Wood Panel Base with Anodized Aluminum Corner Detail and Access Door C.13		TRUM-BH • Metal Trumpet Column Base - Bar Height C.15		TH • Wood Slab Base and Stretcher C.17
	TP • Wood Pedestal Base C.13		F-P • Metal Flat Plate Base C.15		PTH-PB • Philadelphia Series Wood Slab Base and Stretcher C.17
	TP-J • Wood Pedestal Base with Access Door C.14		TEX • Wood Base with Metal Post and PVC Corner Detail C.16		TTFL3P • Metal Flat Bar Three Prong Column Base C.17


 TFFLT • Metal Flat Bar Column Base  
C.18

 TZE • Three Prong Metal Base - Prongs are radiused at ends  
C.18

 TTE • Three Prong Metal Base - Prongs are flat at ends  
C.18

 TZM • Two Prong Metal Base - Prongs are radiused at ends  
C.18

 TTM • Two Prong Metal Base - Prongs are flat at ends  
C.18

 TW • Wood "Y" Shape Slab Base  
C.18


 TL • Wood "L" Shape Slab Base  
C.18

 PTQA • Philadelphia Series Wood Queen Anne Base  
C.18

 TSUP • Metal Support Bars  
C.19

**Conference Room Furniture** **D**

 VB • Visual Board  
D.1


 VB-O • Visual Board without Doors  
D.1

 VBS • Visual Board Projection Screen  
D.1

 CB • Buffet Server Credenza with Doors and Drawers  
D.1

 LEC • Lectern with Doors and 1 Adj. Shelf  
D.1

 LEC-CURV • Lectern half round with Doors and Decorative Panel  
D.1

 TV • Mobile Utility Table for projection, with Doors and 1 Adj. Shelf  
D.1

**Occasional Tables** **E**


 TRO • Toronto Drum Occasional Table  
E.1

 TRO-GL • Toronto Drum Occasional Table with 1/4" Clear Glass Top  
E.1


 TRE • Toronto Cube Occasional Table  
E.1

 TRE-CU • Toronto Cube Occasional Table with Cushion  
E.1


 DRO • Dakar Occasional Table  
E.1

 IRO • Istanbul Round Occasional Table  
E.1

 HRO • Hanover Round Occasional Table  
E.2

 IOV • Istanbul Oval Occasional Table  
E.2

 HOV • Hanover Oval Occasional Table  
E.2

 IRE • Istanbul Rectangular Occasional Table  
E.2


 IRE • Istanbul Square Occasional Table  
E.2

 HRE • Hanover Rectangular Occasional Table  
E.2


 HRE • Hanover Square Occasional Table  
E.3

 REGL • Rectangular Occasional Table with 1/2" Tempered Glass Top  
E.3

 REGL • Square Occasional Table with 1/2" Tempered Glass Top  
E.3

 IRE • Istanbul Parson Table  
E.3

 HRE • Hanover Parsons Table  
E.3

 IMRE • Istanbul Parson Bow Table  
E.3

 HMRE • Hanover Parson Bow Table  
E.3

 KSP • Nesting Table Set with mitred corners  
E.3

 CT-L2 • Rectangular Coffee Table with 2" Square Legs  
E.4

 CT-L2 • Square Coffee Table with 2" Square Legs  
E.4


 ST • Sofa Table with 2" Square Legs  
E.4

 QACT • Queen Anne Square Coffee Table  
E.4

 QACT • Queen Anne Rectangular Coffee Table  
E.4

**Team Collaboration Centre** **F**

 TWE-U • Wedge Shaped Collaboration Centre with Full Back and Mono Base  
F.1

 TBOBE-U • Boat Shaped Collaboration Centre with Full Back and Mono Base  
F.1

 TD-U • "D" Shaped Collaboration Centre with Full Back and Mono Base  
F.1

**Furniture Accessories** **G**

 CMP-W • Wood Straight Modesty Panel hanging from Top  
G.1

 CMP-G • Glass Straight Modesty Panel hanging from Top  
G.1

 BAFS01 • Metal Flip Sorter - Accessory Rail mounted  
G.1

	BASS01 • Metal Slant Sorter - Accessory Rail mounted G.1		DCW • Counter Weight for Pedestal and Lateral Files G.3		DSRTMCDS602 • Recessed Power Block G.6
	BABB01 • Metal Binder Bin - Accessory Rail mounted G.1		LFR • Reinforced Bottom for Lateral File G.4		DSRTMCDS622 • Recessed Power Block G.6
	BAMB01 • Metal Media Bin - Accessory Rail mounted G.1		KD • Keyboard Drawer with Slides G.4		DSRTMCDS642 • Recessed Power Block G.6
	BALT01 • Metal Letter Tray - Accessory Rail mounted G.1		AKD • Fully Adjustable Keyboard Surface G.4		ABLBB • Telcom Plate G.7
	BAUT01 • Metal Utility Tray - Accessory Rail mounted G.2		PT • Plastic Pencil Tray G.4		ABLBBBB • Telcom Plate G.7
	BAPP01 • Metal Paper Pocket - Accessory Rail mounted G.2		CD • Desk and Credenza Centre Drawer G.4		ABLABC514 • Telcom Plate G.7
	BATH01 • Telephone Holder - Accessory Rail mounted G.2		TGANG • Table Hang Support G.4		ABLCS51L • Telcom Plate G.7
	CP-H16 • Paper Organizer, Legal & Letter Format G.2		ADD • Back Panel Access Door G.4		ABLABC45 • Telcom Plate G.7
	LED • LED Tasklight G.2		AM • Manual Height Adjustment Mechanism, Factory Installed G.5		ABL102102 • Telcom Plate G.7
	GM5 • Rectangular Grommet - Metal G.2		AME • Electrical Height Adjustment Mechanism, Factory Installed G.5		LIG • LED Snake Light with dimmer G.7
	GM5P • Rectangular Grommet - Plastic G.2		WH • Wire Cover for Cords G.5		MIC • Microphone G.8
	GM17 • Ventilation Grommet G.3		C2M • Wire Management Track G.5		
	LO • Lock Assembly G.3		CM • Wire Management Track G.5		
	LOB • Lock Drum with Key G.3		VVACSBLK • Wire Management Snake G.5		
	LOCK • Lock Key G.3		PB • Power Bar with 4 Simplex Receptacles, 8' Cord G.5		
	QC • Quick Connector G.3		DSRTMCS401 • Recessed Power Block G.6		
	MP-53 • Set of 2 Mending Plates G.3		DSRTMCS421 • Recessed Power Block G.6		



**WHERE TO ORDER / HOW TO USE THIS GUIDE**

AREA	PHONE	FAX
Ontario (Except Ottawa)	905-470-0010	905-470-6262
Calgary, AB (Global Alberta - Calgary)	403-250-7770	403-250-7773
Edmonton, AB (Global Alberta - Edmonton)	780-444-8922	780-443-3913
Halifax, NS (Halifax)	902-422-7434	902-423-9924
Quebec, QC (Quebec)	418-653-6111	418-653-6151
Montreal, QC (Montreal)	514-866-4331	514-866-8567
Ottawa, ON (Ottawa)	613-234-2881	613-234-5350
Burnaby, BC (Global West)	604-432-1701	604-432-7475
Winnipeg, MB (Winnipeg - Saskatchewan)	204-925-3350	204-925-3356

**Price and Product Guide Section:** Features the actual product pricing and specification instructions. This section is divided into Desks, Returns, Bridges, Credenzas, Corners and Components, Modular Storage, Hutches, Wall Mounted Storage, and Freestanding Storage.

**General Information:** Includes subdivision sections of casegoods construction, varnish specification, veneers and wood solids, finishing process, general installation and hardware, maintenance, terms and conditions of sale, warranty and where to order.

**ISO 9001:2015 Registered:** The Descor Factory is ISO 9001:2015 registered for manufacturing procedures and practices of quality and quality control processes.

**ISO 14001:2015 Registered:** The Descor Factory is ISO 14001:2015 registered for environmental procedures and practices.

**ANSI/BIFMA Certified:** Descor casegoods have passed ANSI/BIFMA standards for product construction and durability.

**FSC®:** Forest Stewardship Council®. Option available on all wood veneer products by special request.

**BIFMA e3:** Furniture sustainability level 3

**Greenguard:** All Descor Products are Greenguard certified

**Price List Effective: June 2024**

**HOW TO ORDER A PRODUCT**

Creating a correct and complete product number ensures clean orders and accurate information for the factory. Clean orders expedite order entry and factory order scheduling, thereby, saving days, sometimes weeks off potentially extended lead-times.

From product to product, there are different options available that affect the length, options and sequence of the order-string.

To view current wood, plastic laminate finish and fabric samples, please visit [www.globalcontract.com](http://www.globalcontract.com).

To order actual wood, plastic laminate finish and fabric samples and cards, place request with the Global Marketing Department via fax at 416-667-0338 or via e-mail at [literaturecdn@globalfurnituregroup.com](mailto:literaturecdn@globalfurnituregroup.com).

Wood finish and LP Laminate samples are individual 3"x 5" chips and can be obtained through the above by request.

**EXAMPLE - HOW TO SPECIFY**

**CODES:** The price list uses a numbering system with meaningful alphanumeric characters to create a simple-to-understand product number. This makes specifying the product easy and accurate.

**SPECIFICATION EXAMPLE OF A RECEPTION DESK UNIT**

**PRODUCT CODE:** ( )GIC12036  
 ( ) = Selected Series  
 GIC = Gallery Desk, Breakfront Style  
 12036 = Size: Width x Depth

**FINISH:** Choose Finish

**Top Edge Option:** Choose Top Edge Option

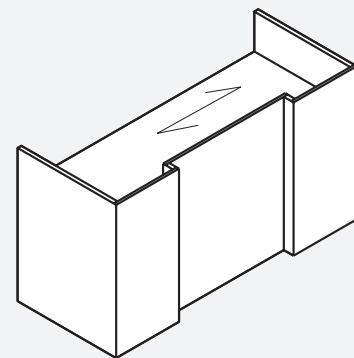
**Standard Grommet:**

TL - Top Left  
 TR - Top Right

**Optional Grommet Location:**

TC - Top Centre

**NOTE:** Arrow indicates direction of grain.





**Series Detailing - Philadelphia (PB):** Philadelphia detailing is traditional with a 1" overhang on all edges. Solid walnut, cherry, maple, oak that bands work surface perimeter is wide by 1 3/8" thick for an overall thickness of 1 3/8". Philadelphia is a "top over pedestal" detailed series. Philadelphia is standard with a base. Floor storage unit bases (i.e. kick-plates on pedestals, lateral files, bookcases, etc.) are extended out over drawer faces and horizontally grained. Products that are normally positioned against walls, such as credenzas, have a self-edge veneered back edge detail. All primary faces have pin molding decorations.

**Series Detailing - Kingston (K):** Kingston detailing is contemporary with a variety of edges with a 1" overhang on all edges. Solid walnut, cherry, maple, oak that bands work surface perimeter is wide by 1 3/8" thick for an overall thickness of 1 3/8". Kingston is a "top over end-panel" detailed series with a 1/4" reveal between top and end-panel. Floor storage unit bases (i.e. kick-plates on pedestals, lateral files, bookcases, etc.) are flush to drawer faces and horizontally grained. Products that normally positioned against walls, such as credenzas, have a self-edge veneered back edge detail.

**Series Detailing - Markham (M):** Markham detailing is contemporary with a detailed edge on user and guest sided, self-edge veneer on ends and wall sides. Solid walnut, cherry, maple, oak that bands user and guest sides is 1" wide by 1 3/8" thick for an overall thickness of 1 3/8". Markham is a "top over pedestal" detailed series with a 1/4" reveal between top and end-panel. Tops are flush with end-panel for storage. Floor storage unit bases (i.e. kick-plates on pedestals, lateral files, bookcases, etc.) are recessed to drawer faces and horizontally grained. Products that are normally positioned against walls, such as credenzas, have a self-edge veneered back edge detail.

**Finish:** Conversion varnish (similar to catalyzed lacquer, but tougher), 25° sheen. Descor does not buff or rub its finishes.

**360° Finishing:** All Descor wood casegood products are veneered and finished on the back sides (except modular under-surface storage - tops and backs are unfinished).

**Veneers and Solids:** Veneers and solids are Number One select, architectural grade "A" oak, walnut, cherry or maple. All Descor wood worksurface moulded edges are solid oak, walnut, cherry or maple.

**Series Handles:** If no handle is specified, there will be a routed finger pull in drawer fronts and touch latch mechanism for doors.

**Pedestals:** Full-to-the-floor. Pedestals are fully assembled units that are either installed into desk and credenza shells, or available as modular units. Undersurface storage units include locks.

Descor provides high quality veneers and solids to our customers.

We procure wood globally but mainly in North America and Europe with a progressive approach towards sustainability. We ensure our vendors are protecting and maintaining the natural forests of origin. Descor lays-up its own flat cut (cathedral pattern) in book matched set and pat-

Descor uses conversion varnish: It is among the most durable finishes used in the contract furniture industry (more durable than catalyzed lacquer).

Conversion varnish is a synthetic, catalyzed cured (chemically active) finish, containing UV inhibitors to slow the oxidizing (colour changing) effects of ultra-violet rays on wood.

Descor produces low 25° sheen. Low sheens are the most practical for commercial use as it doesn't show most scratches and are more easily touched-up than higher sheens.

Cures with heat, developed two ways:

- Chemically (catalyst reaction within the varnish itself)
- Line oven (approximately 140° F) accelerates finish curing and increases molecular density for a harder finish

**Series Detailing - Versailles (V):** Versailles detailing is contemporary with a variety of edge options on all perimeter edges. "V" edges have solid walnut, cherry, maple or oak, that band edge tops 1/4" wide by 1 3/8" thick for an overall thickness of 1 3/8". For "U" edge, solid walnut, cherry, maple, oak that band edge tops 1/8" wide by 1 3/8" thick for an overall thickness of 1 3/8".

**Locking:** Locks are standard on all "below work surface level" drawer and door storage units with the exception of the pull-out tray units and single lateral file drawer combination tray/slot units. Combination storage unit comes with lock for file and lateral file drawer only, box drawers cannot lock. Lock colour will match the handle option. Locks are optional on all "above worksurface level" closed storage.

**Series Handles:** If no Handle is specified, there will be a routed finger pull in drawer fronts and touch latch mechanism for doors. Handle must be specified for Dufferin series.

**Drawer Suspensions:** Pedestal drawer suspensions are metal ball bearing type. Both box and file drawers are full extension.

**Hanging file rails:** Are pre-installed on file drawer perimeters. The back rail in a lateral file drawer is designed for both legal and letter size filing.

**Drawer Construction:** Drawer sides and bottoms are wrapped black vinyl. Veneered drawer interiors are available as an option (see finishes and options section).

**Drawer Fronts:** The drawer front is an applied element to a four sided drawer. Drawer fronts are veneered on all surfaces. Routed horizontal finger pull is solid oak, walnut, cherry or maple. If a handle is specified no hardwood routed pull is provided. Drawer fronts can be removed or replaced in the field.

**Leveling Glides:** Levelers have a 1" range of adjustment.

terns. Rift cut veneers are laid-up in a slip match method.

For additional information on veneer species, cuts and patterns please contact your Customer Service representative.

Conversion varnish has a component called "solids", produced by a combination of resins when the solvent evaporates. These solids float to the varnish surface, which is where they cure. These solids are the durable aspect of the finish. Descor uses an "off-the-gun" technique with conversion varnish. This means the "solids" (the durable aspect of the finish) remain intact on the surface of the finish.

Descors standard finish on oak and walnut is open pore, on cherry and maple is semi-closed pore. If a full fill finish is required for walnut, cherry and maple tops, add the suffix "2" to the finish code and add 5% to the base pricing for each product.

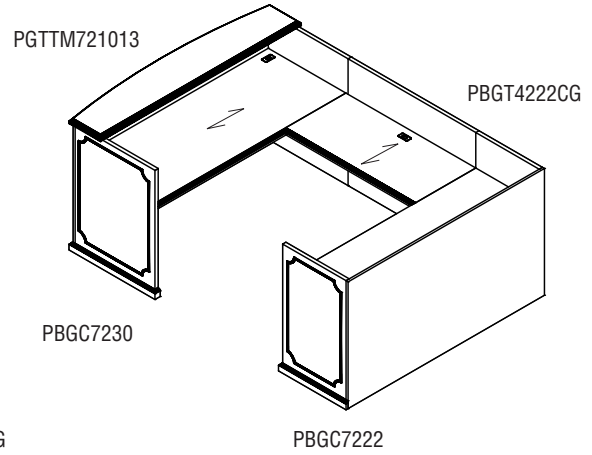
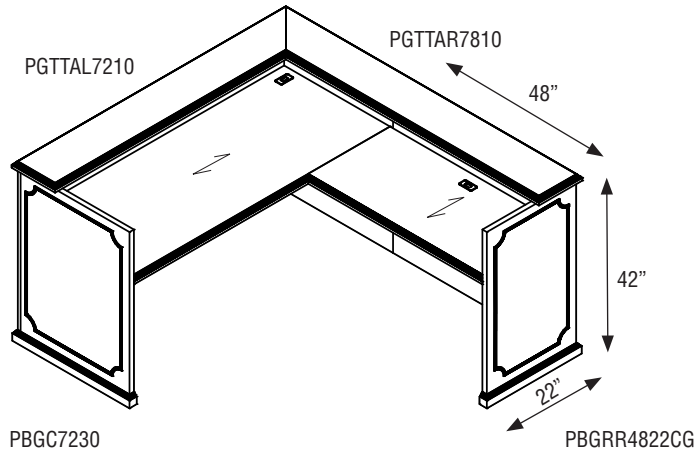
Custom finish is available at an upcharge (See finishes and options section).



**PHILADELPHIA DETAILS**

To add storage, use modular components (Please refer to Philadelphia Price List). Transaction tops to be specified separately, handed by square edge from user side.

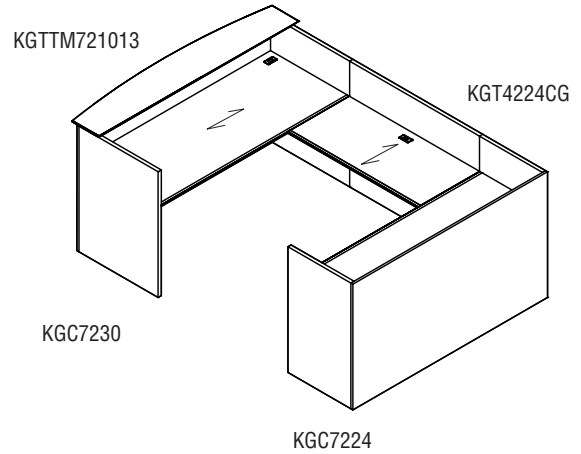
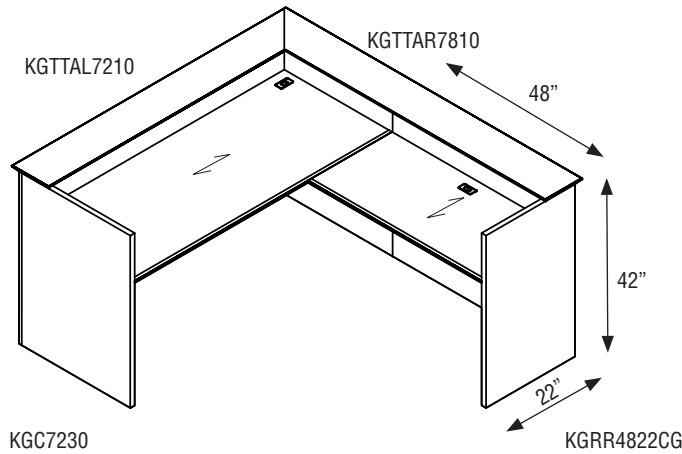
GM5 Grommets are standard on all Gallery Tops



**KINGSTON DETAILS**

To add storage, use modular components (Please refer to Kingston Price List). Transaction tops to be specified separately, handed by square edge from user side.

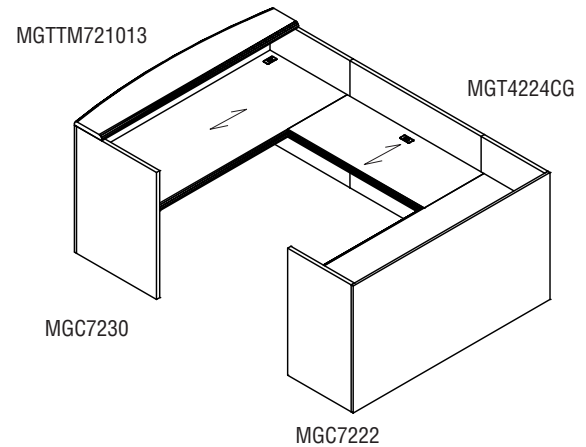
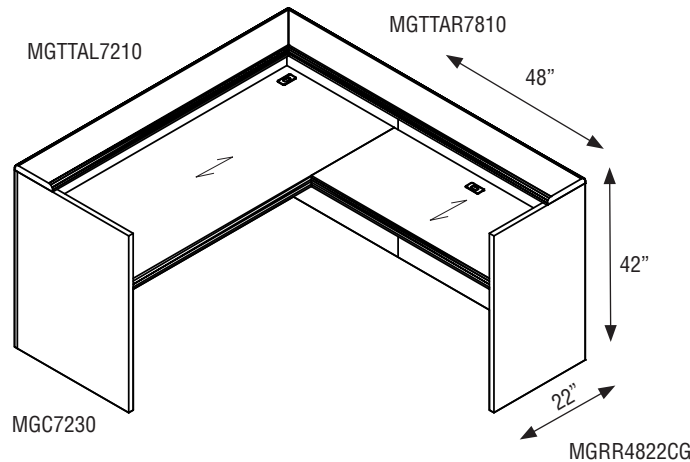
GM5 Grommets are standard on all Gallery Tops



**MARKHAM DETAILS**

To add storage, use modular components (Please refer to Markham Price List). Transaction tops to be specified separately, handed by square edge from user side.

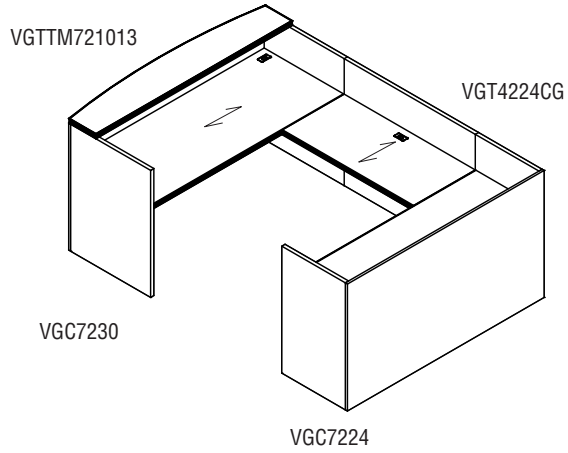
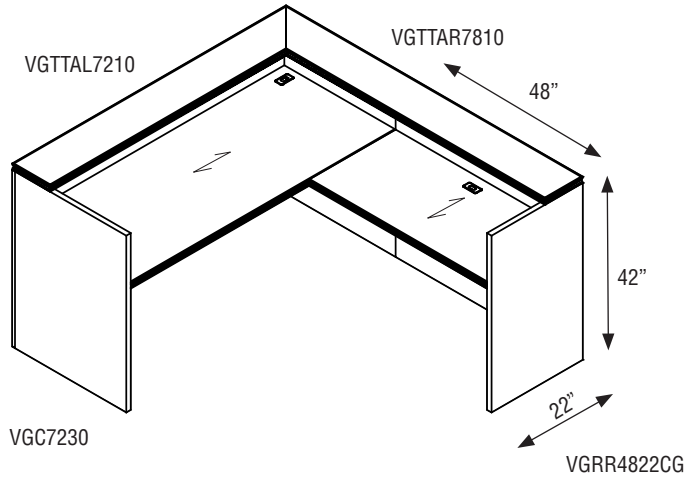
GM5 Grommets are standard on all Gallery Tops



**VERSAILLES DETAILS**

To add storage, use modular components (Please refer to Versailles Price List).  
Transaction tops to be specified separately, handed by square edge from user side.

GM5 Grommets are standard on all Gallery Tops




**OPTION DETAILS**


Bow Front Transaction Counter is flush at the end and projects 3" on front.



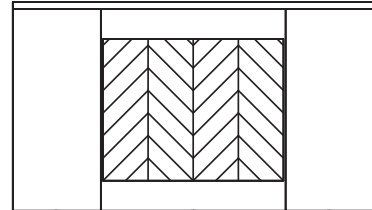
Top View



Back View



- GFDP5430RIB (Vertical Rib Pattern)
- Decorative Panel to be specified separately
  - 4 grain patterns available
  - Size should be 12" less than Desk dimensions
  - Code dimensions are actual



On Break Front Desks size should be 36" less than actual Desk dimensions

## GENERAL INSTALLATION AND HARDWARE

### Uncartoning

Always uncarton wood office furniture with care. Never use a knife or sharp object of any kind to open cartons. Tear cartoning tape off by hand. Protective corner blocks, foam-wrap, and a bottom skid are included in the carton during shipping for protection.

**Hardware:** All necessary hardware for attaching furniture is included in the shipment. Actual wall-attachment fasteners for wall cabinets, Tackboards and Visual Boards are not included due to variable site conditions.

**Hanging file rails:** Pre-installed on file drawer perimeters and accommodates both legal and letter size filing.

**Flat-plates:** Are used to attach Bridges and Returns to Desks and are shipped pre-attached to the bottom of the Bridge or Return. Mini-flat-plates for securing Bridge Back Panels to Desk or Credenza End-panels, and quick connectors for securing modular Corner Units to adjacent pieces, are shipped along with screws in a plastic bag attached to the bottom of the Bridge or Return.

**Caution: Using screws other than those supplied by Descor could result in damage to finished tops. Descor will not honor claims due to installation of incorrect hardware.**

**Installation:** Wall-mounted cabinets, Tackboards and Visual Boards are pre-attached with horizontal wall rails to the back of each unit. The wall-side components must be detached from the unit and fastened to the wall accordingly. Wall fasteners are not included due to the variable site conditions. Securing the wall rail to a vertical structural member is the required manner of installation. The Cabinet or Visual Board is then lowered on to the wall rail. It is important to level the wall rail before installation. Wall cabinets are equipped with levelers at the bottom of the back panels for proper cabinet alignment. Units with doors are equipped with adjustable European door hinges to assist in door alignment. It is required to use a #8 wood screw through the back of the cabinet and the wall-mounted rail, to further secure the wall attachment. Tackboards have vertical grooves in the back for tasklight wiring.

**Modular storage units:** Have pre-drilled holes through the unfinished tops for securing to the bottom of the work surfaces. Screws and lock keys are included in a plastic bag fastened inside the pedestal. Installer should leave a 1/8" reveal between the Modular Storage Unit and the End panel. Disassemble the Modular Unit first before relocating the entire unit to avoid damage or bodily injuries.

**Upon completing installation, wipe furniture with a damp cloth, followed by a dry soft cloth.**

**Leveling wood office furniture properly is the most important procedure to ensure proper functioning and alignment of drawers, locks and doors.**

## CARE AND MAINTENANCE GUIDE

**Wood Casegoods Care:** Descor furniture is constructed to strict specifications to ensure years of satisfied use. As with all wood products, certain care requirements and periodic maintenance are necessary in order to maintain the original new appearance and function.

**Finish Protection:** All clear wood finishes are susceptible to scratches from rough and abrasive objects, such as staples, paper clips, ceramic coffee mugs, flower pots, picture frames, etc. Computer equipment with rubber feet can also cause discoloration and softening of the finish due to petroleum distillates in the rubber.

Glass tops are the ultimate protection against scratch mishaps.

The most practical protection is the use of desk-pads or blotters, paper management bins, coasters, common sense caution with rough items, and adding pressure sensitive felt to the feet or bottoms of any potentially destructive item on the Desk.

**Finish Care:** Wax or polish should never be used on the catalyzed finish; they will give a greasy, cloudy or uneven appearance to the product. Descor's conversion varnish finish is best cleaned by wiping the surfaces with a damp cloth, followed by a soft dry cloth in the direction of the grain. If the surfaces are very dirty, use of a glass cleaning type of product is recommended.

**Never use a silicon based product to dust or polish catalyzed finishes. Over time, silicon may disrupt the actual molecular composition of the finish and cause it to soften and become cloudy.**

### Additional Tips:

- Remove any spilled liquid immediately with a blotting, rather than a wiping motion.
- Do not drag or push objects or stacks of papers across any finely finished surface.
- Avoid exposing surfaces to extreme heat, cold or humidity.
- The surface finish may be burn resistant, however, the wood underneath the finish is not and can be charred by a burning cigarette or heat producing unit.
- Exposure to strong sunlight should be avoided. The surface finish is fade-proof, however, in spite of UV inhibitors in the finish, the wood underneath may change colour (patina) where extended exposure to sunlight exists. Natural or light finished species are especially susceptible to UV colour change.
- Building maintenance and maintenance service management should be notified of the proper care instructions and procedures for your furniture to avoid damage and allow optimum appearance for years to come.
- Special care should be taken to protect wood furniture when other trades such as painters, electricians and telecommunications workers are present performing work.
- Drawer suspensions are lubricated prior to shipment. Periodic lubrication may be applied to the ball bearing housing with a high quality lubricant found in most hardware stores.
- Drawer alignment is achieved with proper leveling of desks and credenzas.
- Check leveling glides for adjustment if the furniture is moved.
- Modular furniture items, such as Desk Shells and Modular Pedestals **must be disassembled** prior to moving or relocating to avoid damage to the furniture.
- Hutch and wall cabinet doors may require field adjustment, from time to time, due to shifting weight load factors inside the cabinet.
- Touch-up of wood furniture should only be attempted by a qualified refinisher/touch-up technician. Contact your furniture dealer if this need should arise.

## DESCOR LIMITED LIFETIME WARRANTY

Descor will, at no cost to the original purchaser and for as long as the original purchaser owns a Descor product repair or replace with a comparable product, at Descor's option, any part or product sold after January 01, 2001, which fails as a result of a defect in its design, materials or workmanship. For all purposes of this warranty, the term "purchaser" is defined as the entity or individual acquiring a new Descor product as the initial purchase thereof either from Descor or an authorized Descor dealer.

### Exceptions to this warranty include:

- Descor warrants wood casegoods products to be free from defects in materials and workmanship for a period of 10 years, of single shift service, from the date of delivery.
- Lighting products and grommets are warranted for one year from date of delivery.
- Custom electrical solutions may carry varying warranty coverage.
- Descor fabrics and wood veneers are warranted for 5 years from the date of delivery.
- Electrical components are warranted for 1 years from the date of delivery.
- Moving parts, which include, glides, slides, casters, user adjustable worksurface mechanism are warranted for 5 years from date of delivery.
- Descor warrants its products based on a single shift (40 hours/week). Usage beyond a single shift (40 hours/week) will result in a reduction in the warranty, in proportion to the increased usage.
- Pneumatic cylinders for any product, unless otherwise stated, are warranted for 10 years of single shift (40 hours/week) usage from date of delivery.

### This warranty does not include:

- Customers Own Material or finishes applied to Descor products (which include graded in fabrics, which are treated as Customers Own Material).
- Wood Veneer being a natural material will have shade differences between veneer leaves. This will be more apparent between flitches. Fading on wood veneers can be caused by exposure to UV rays / sunlight.
- Wood colour, grain and stain acceptance, which may occur due to the natural elements of wood.
- Ballasts and light bulbs.
- Products which have been modified or which have not been installed or used according to Descor's application and installation guidelines or warnings.
- Products that must be replaced due to normal wear and tear, negligence, abuse, accidents or shipping damage.
- Products used for rental purposes.

In no event shall Descor be liable in either tort or contract for any loss or direct, special, incidental, consequential, or exemplary damages.

**This warranty is the customer's sole remedy for product defect. Descor makes no warranties, including the express or implied warranties of merchantability and fitness purpose, other than the express warranties contained herein.**

## TERMS AND CONDITIONS OF SALE

**Prices:** Prices are subject to change without notice. All shipments are F.O.B. the plant unless otherwise indicated. All taxes are extra.

**Terms:** Merchandise shall be invoiced when shipped and payment is due 30 days after invoice date.

**Orders:** All orders are subject to acceptance by Descor head office and to the Terms of Sale which appear in current price lists.

**Orders:** All orders are subject to acceptance by Descor head office and to the Terms of Sale which appear in current price lists.

**Returns:** Merchandise may not be returned without prior written consent. Upon approval, a minimum restocking charge of 35% shall be deducted from the credit note, in addition to any expense incurred should reconditioning be necessary. Return shipping must be prepaid.

**Cancellations:** All orders are considered firm and not subject to cancellation without our documented approval. Cancellation charges may be required based on expenses incurred during order processing.

**Carriers:** All shipments shall normally be made through the Buyer's specified carrier. Otherwise Descor shall use its best judgment in selecting a carrier. Prepay and Add Service Charge to cover cost of processing prepaid freight bills, a charge of \$40.00 per shipment will be made. This amount will be included in the "Freight Charges" invoiced by Descor.

**Liability:** Every effort is employed to effect secure packing for shipment. Descor's liability ends when the carrier issues a clear receipt, acknowledging automatically that the shipment has been received in good condition.

**Claims:** It is required that all merchandise be carefully examined by recipient before issuance of clear receipt to carrier. Should the shipment arrive unsound or incomplete, have carrier make proper notation on the delivery receipt and original freight bill as to discrepancy before accepting shipment. Any claim for damage or shortage must be filed by you with the delivering carrier. Descor will not accept return of merchandise damaged in transit.

**Changes and Cancellations:** Descor reserves the right to institute changes with regard to materials, equipment, specification and designs, as well as to discontinue models at any time without prior notice.

After the date of Descor's acknowledgement of a Purchaser's order, the order may not be changed or cancelled by Purchaser without the written consent of Descor. Special order items already in production are not subject to change or cancellation under any circumstances. Other standard items already in production are subject to a minimum 35% restocking charge, based on list price. A higher percentage may apply, depending on the stage of production.

**Finishes:** Descor veneers and solid woods are carefully selected for colour, tone and grain. Since the distinctive characteristics and nature of wood cause variations, exact matches are not always possible.

**Shipping Weight:** All shipping weights and cubic sizes as indicated are approximate.

**Dimensions:** Are approximate. Please contact Descor for specific dimensions required.

**FINISHES**

Descor Collection Products are Greenguard Gold certified.

**Group 1 Finishes (Standard Finishes)**

Finish Code	Colour	Veneer Type	Veneer Cut
BTW	Biscotti	White Oak	Rift
JAW	Java	White Oak	Rift
MCW	Moch	White Oak	Rift
CRW	Coral	White Oak	Rift
EVW	Evening Oak	White Oak	Rift
MTW	Milestone	White Oak	Rift
CAW	Cocoa Walnut	Walnut	Flat
DWW	Dark Walnut	Walnut	Flat
EWV	Empress Walnut	Walnut	Flat
LTW	Latte Walnut	Walnut	Flat
MHW	Mahogany on Walnut	Walnut	Flat
WLW	Walnut	Walnut	Flat
NLW	Natural Walnut	Walnut	Flat
ULW	Umber Walnut	Walnut	Flat
ACW	Amber Cherry	Cherry	Flat
DCW	Dark Cherry	Cherry	Flat
RCW	Red Cherry	Cherry	Flat
WCW	Windsor Cherry	Cherry	Flat
AMW	Almond Cherry	Cherry	Flat
VNW	Vintage Cherry	Cherry	Flat
HAW	Hazelnut	Maple	Flat
MPW	Maple	Maple	Flat
SMW	Sugar Maple	Maple	Flat
WMW	White Maple	Maple	Flat
OYW	Oyster Maple	Maple	Flat
SHW	Sahara Maple	Maple	Flat

**Group 2 Finishes (Add 25% upcharge)**

Finish Code	Colour	Veneer Type	Veneer Cut
CNW	Cognac	Anigre	Figured
BRW	Butternut	Anigre	Figured

**FINISH OPTIONS****Full Fill available (Add 5% upcharge to the List Price)**

Walnut Tops	Add suffix "2" to the end of the finish code
Cherry Tops	Add suffix "2" to the end of the finish code
Anigre Tops	Add suffix "2" to the end of the finish code
Maple Tops	Add suffix "2" to the end of the finish code

**Custom Staining (Please Contact Customer Service)**

up to \$50,000	Add \$528 Flat Fee and 15% to the List Price
\$50,000 and \$200,000	Add 15% upcharge to the List Price
over \$200,000	No upcharge

**Special Finish Options**

Custom Veneers	Please contact Customer Service for selection and pricing
Laminate Inlays	Please contact Customer Service - Surcharges may apply
FSC option available	Please contact Customer Service - No upcharge

**Foundation Engineered Veneer  
(Applies only to tables Group 3 and receptions  
'V' & 'D' edge/group only)**

Finish Code	Colour	Veneer Type	Veneer Cut
NTF	Natural	Maple Reconstituted	Rift
TLF	Twilight	Maple Reconstituted	Rift
CIF	Chai	White Oak Reconstituted	Rift
FGF	Fig	White Oak Reconstituted	Rift
RVF	Riviera	White Oak Reconstituted	Rift
STF	Sumatra	White Oak Reconstituted	Rift
WHF	Wheat	White Oak Reconstituted	Rift
MTF	Metro	White Oak Reconstituted	Rift
MSF	Mesa	White Oak Reconstituted	Rift
CHF	Cashmere	White Oak Reconstituted	Rift
SNF	Sienna	White Oak Reconstituted	Rift
WIF	Winter	White Oak Reconstituted	Rift

**Metal Finishes**

Finish Code	Colour
E	Black
K	Tungsten (Silver)
P	Brushed Chrome
DWT	Designer White

**Glass Finish (For Glass Doors and Modesty Panels)**

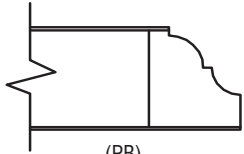
Frosted Glass	Standard
White back painted glass	Please contact Customer Service - Quote Required

**Solid Colours on MDF**

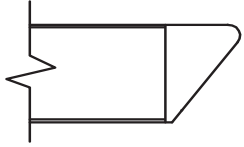
DESCOR FINISH		CODE
Black	(solid colour)	BLM
Chantilly	(solid colour)	CHM
Cloud	(solid colour)	CLM
Dove	(solid colour)	DVM
Oyster	(solid colour)	OSM
Tungsten	(solid colour)	TNM
White	(solid colour)	WHM

- For Decorative Modesty Panels and Plinth used on VGTCUS, VGRCUS, VGLCUS, VGCKCUS and LEC-CURV at no upcharge
- For Doors, Drawer Fronts and Decorative Panels (two tone finish) upcharge 15%

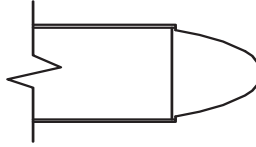
**EDGES AVAILABLE**



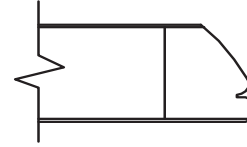
(PB)  
(1 3/8" thickness)



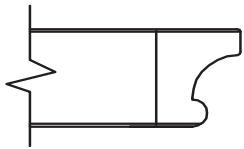
(K16)  
(1 3/8" thickness)



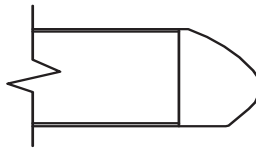
(K18)  
(1 3/8" thickness)



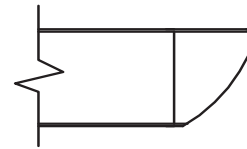
(K21)  
(1 3/8" thickness)



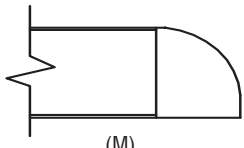
(K22)  
(1 3/8" thickness)



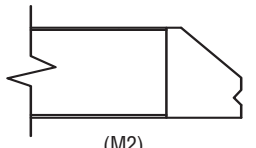
(K29)  
(1 3/8" thickness)



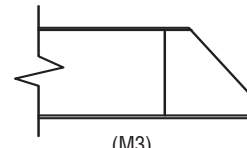
(K30)  
(1 3/8" thickness)



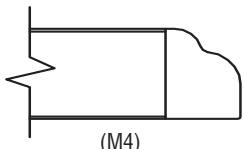
(M)  
(1 3/8" thickness)



(M2)  
(1 3/8" thickness)



(M3)  
(1 3/8" thickness)



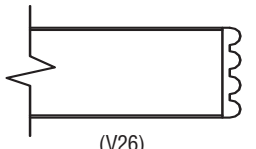
(M4)  
(1 3/8" thickness)



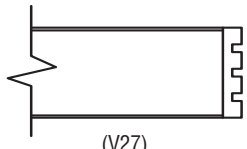
(M6)  
(1 3/8" thickness)



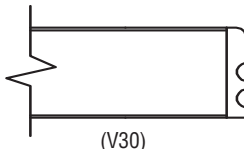
(V15)  
(1 3/8" thickness)



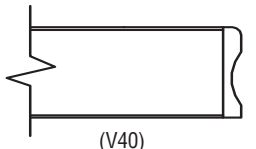
(V26)  
(1 3/8" thickness)



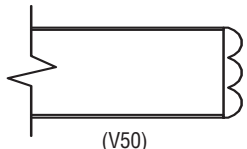
(V27)  
(1 3/8" thickness)



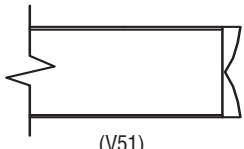
(V30)  
(1 3/8" thickness)



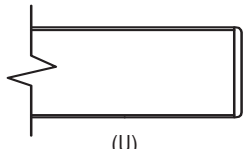
(V40)  
(1 3/8" thickness)



(V50)  
(1 3/8" thickness)



(V51)  
(1 3/8" thickness)



(U)  
(1 3/8" thickness)

• Other Edge Profiles available, please contact Customer Service.







**RECEPTION DESKS • TECHNICAL INFORMATION**

- Generic Drawings shown only. For Series Details refer to Page A9/A10
- Philadelphia Series is indicated with PB
  - Philadelphia Series includes plinth base and pin moulding
  - Philadelphia Series is not available with Inlay
- Kingston Series is indicated with K
- Markham Series is indicated with M
- Versailles Series is indicated with V

- Gallery/Reception Desk
  - All Desks are shipped assembled
  - Includes 2 Grommets: Top Left and Top Right (except custom units)
    - Standard Grommet is GM5E (Black) and GM5K (Tungsten)
- Gallery/Reception Bridge
  - Includes 1 Grommet: Top Centre
    - Standard Grommet for PB, K, M and V is GM5E (Black) and GM5K (Tungsten)
    - To remove Cross Grain veneer pattern on Top, delete suffix "CG" from the PRODUCT CODE Number Code (Available at no upcharge)
- Gallery/Reception Return
  - Includes 1 Grommet: Top Centre
    - Standard Grommet for PB, K, M and V is GM5E (Black) and GM5K (Tungsten)
    - To remove Cross Grain veneer pattern on Top, delete suffix "CG" from the PRODUCT CODE Number Code (Available at no upcharge)
  - For use with Modular Storage
- Transaction Counter
  - Also available in Stone, please contact Customer Service

**RECEPTION DESKS • GUIDELINES FOR ORDERING PRODUCT CODE**

**CODES:** The price list uses a numbering system with meaningful alphanumeric characters to create a simple-to-understand PRODUCT CODE number. This makes specifying the PRODUCT CODE easy and accurate.

**NOTE:** Arrow indicates direction of grain.

**SPECIFICATION EXAMPLE OF A RECEPTION DESK UNIT**

**PRODUCT CODE CODE:** ( )GIC12036

( ) = Selected Series  
 GIC = Gallery Desk, Breakfront Style  
 12036 = Size: Width x Depth

**FINISH:** Choose Finish

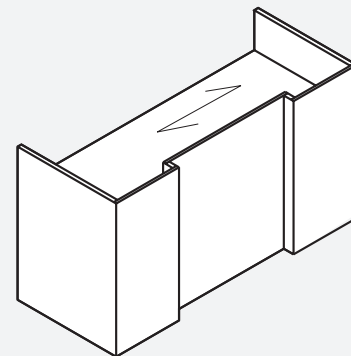
**Top Edge Option:** Choose Top Edge Option

**Standard Grommet:**

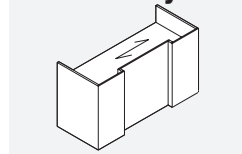
TL - Top Left  
 TR - Top Right

**Optional Grommet Location:**

TC - Top Centre

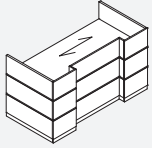


**GIC • Gallery/Reception Desk Shell, Breakfront Style**



PRODUCT CODE	PRICE					SIZE / INCHES			WEIGHT LBS	VOL FT3
	PB	K	M	V	U	H	W	D		
( )GIC12036	9544	9128	8298	8298	7884	42	120	36	592	105
( )GIC10836	8588	8215	7468	7468	7095	42	108	36	533	95
( )GIC10236	8113	7759	7054	7054	6701	42	102	36	503	89
( )GIC9636	7634	7303	6639	6639	6306	42	96	36	473	84
( )GIC9036	7160	6849	6226	6226	5915	42	90	36	444	79
( )GIC8436	6679	6389	5808	5808	5518	42	84	36	414	74
( )GIC7236	5727	5478	4980	4980	4731	42	72	36	355	63
( )GIC7230	5542	5301	4819	4819	4578	42	72	30	315	53
( )GIC6630	5403	5168	4698	4698	4463	42	66	30	295	48
( )GIC6030	5096	4875	4432	4432	4211	42	60	30	275	44

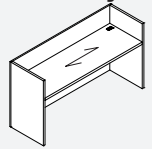
**GIC-IN • Gallery/Reception Desk Shell, Breakfront Style with Inlay**



PRODUCT CODE	PRICE					SIZE / INCHES			WEIGHT LBS	VOL FT3
	PB	K	M	V	U	H	W	D		
( )GIC12036IN		12379	11254	11254	10691	42	120	36	592	105
( )GIC10836IN		11466	10424	10424	9902	42	108	36	533	95
( )GIC10236IN		11010	10009	10009	9508	42	102	36	503	89
( )GIC9636IN		10553	9594	9594	9115	42	96	36	473	84
( )GIC9036IN		10099	9181	9181	8722	42	90	36	444	79
( )GIC8436IN		9640	8764	8764	8326	42	84	36	414	74
( )GIC7236IN		8729	7935	7935	7538	42	72	36	355	63
( )GIC7230IN		8551	7774	7774	7385	42	72	30	315	53
( )GIC6630IN		8419	7654	7654	7271	42	66	30	295	48
( )GIC6030IN		8127	7388	7388	7018	42	60	30	275	44

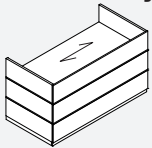
• With Brushed Aluminum Inlay and Kickplate

**GC • Gallery/Reception**



PRODUCT CODE	PRICE					SIZE / INCHES			WEIGHT LBS	VOL FT3	
	PB	K	M	V	U	H	W	D			
( )GC12036		8678	8301	7546	7546	7169	42	120	36	592	105
( )GC10836		7809	7469	6790	6790	6450	42	108	36	533	95
( )GC10236		7376	7054	6413	6413	6093	42	102	36	503	89
( )GC9636		6940	6639	6035	6035	5733	42	96	36	473	84
( )GC9036		6509	6226	5660	5660	5377	42	90	36	444	79
( )GC8436		6072	5808	5280	5280	5016	42	84	36	414	74
( )GC7236		5210	4983	4530	4530	4303	42	72	36	355	63
( )GC7230		5037	4818	4380	4380	4161	42	72	30	315	53
( )GC6630		4912	4698	4271	4271	4058	42	66	30	295	48
( )GC6030		4633	4432	4029	4029	3828	42	60	30	275	44
( )GC12024		6807	6511	5919	5919	5623	42	120	24	392	70
( )GC10824		6119	5853	5321	5321	5055	42	108	24	353	63
( )GC10224		5782	5530	5027	5027	4776	42	102	24	333	60
( )GC9624		5440	5203	4730	4730	4494	42	96	24	314	56
( )GC9024		5100	4877	4434	4434	4212	42	90	24	294	53
( )GC8424		4762	4554	4140	4140	3934	42	84	24	274	49
( )GC7224		4083	3906	3551	3551	3374	42	72	24	235	42
( )GC6624		3836	3669	3335	3335	3168	42	66	24	216	39
( )GC6024		3594	3438	3125	3125	2969	42	60	24	196	35

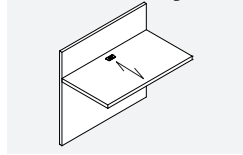
**GC-IN • Gallery/Reception with Inlay**



PRODUCT CODE	PRICE					SIZE / INCHES			WEIGHT LBS	VOL FT3
	PB	K	M	V	U	H	W	D		
( )GC12036IN		11389	10354	10354	9836	42	120	36	592	105
( )GC10836IN		10558	9598	9598	9118	42	108	36	533	95
( )GC10236IN		10142	9220	9220	8759	42	102	36	503	89
( )GC9636IN		9726	8842	8842	8400	42	96	36	473	84
( )GC9036IN		9314	8467	8467	8043	42	90	36	444	79
( )GC8436IN		8896	8087	8087	7682	42	84	36	414	74
( )GC7236IN		8071	7337	7337	6971	42	72	36	355	63
( )GC7230IN		7908	7189	7189	6829	42	72	30	315	53
( )GC6630IN		7784	7076	7076	6722	42	66	30	295	48
( )GC6030IN		7521	6837	6837	6494	42	60	30	275	44
( )GC12024IN		9600	8727	8727	8291	42	120	24	392	70
( )GC10824IN		8942	8129	8129	7723	42	108	24	353	63
( )GC10224IN		8619	7835	7835	7444	42	102	24	333	60
( )GC9624IN		8292	7538	7538	7161	42	96	24	314	56
( )GC9024IN		7966	7242	7242	6881	42	90	24	294	53
( )GC8424IN		7643	6948	6948	6600	42	84	24	274	49
( )GC7224IN		6994	6358	6358	6040	42	72	24	235	42
( )GC6624IN		6756	6142	6142	5836	42	66	24	216	39
( )GC6024IN		6526	5933	5933	5636	42	60	24	196	35

• With Brushed Aluminum Inlay and Kickplate

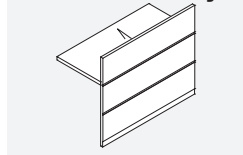
**GBT • Gallery Bridge**



PRODUCT CODE	PRICE					SIZE / INCHES			WEIGHT LBS	VOL FT3
	PB	K	M	V	U	H	W	D		
( )GBT5624CG	3665	3506	3187	3187	3027	42	56	24	178	32
( )GBT5424CG	3665	3506	3187	3187	3027	42	54	24	169	29
( )GBT5024CG	3257	3116	2833	2833	2691	42	50	24	151	27
( )GBT4824CG	3257	3116	2833	2833	2691	42	48	24	142	26
( )GBT4424CG	2849	2725	2477	2477	2353	42	44	24	134	23
( )GBT4224CG	2849	2725	2477	2477	2353	42	42	24	127	22
( )GBT3824CG	2566	2455	2232	2232	2121	42	38	24	119	20
( )GBT3624CG	2566	2455	2232	2232	2121	42	36	24	112	19

• For use between Gallery/Reception Desk and Gallery/Reception Credenza

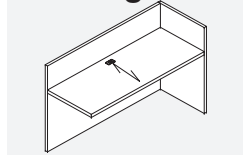
**GBT-IN • Gallery Bridge with Inlay**



PRODUCT CODE	PRICE					SIZE / INCHES			WEIGHT LBS	VOL FT3
	PB	K	M	V	U	H	W	D		
( )GBT5624INCG	4970	4518	4518	4518	4292	42	56	24	178	32
( )GBT5424INCG	4970	4518	4518	4518	4292	42	54	24	169	29
( )GBT5024INCG	4578	4162	4162	3955	3955	42	50	24	151	27
( )GBT4824INCG	4578	4162	4162	3955	3955	42	48	24	142	26
( )GBT4424INCG	4190	3809	3809	3619	3619	42	44	24	134	23
( )GBT4224INCG	4190	3809	3809	3619	3619	42	42	24	127	22
( )GBT3824INCG	3917	3561	3561	3383	3383	42	38	24	119	20
( )GBT3624INCG	3917	3561	3561	3383	3383	42	36	24	112	19

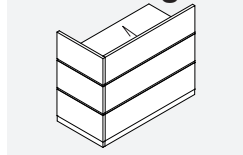
• With Brushed Aluminum Inlay and Kickplate  
• For use between Gallery/Reception Desk and Gallery/Reception Credenza

**GRR • Right Gallery/Reception Return Shell**



PRODUCT CODE	PRICE					SIZE / INCHES			WEIGHT LBS	VOL FT3
	PB	K	M	V	U	H	W	D		
( )GRR7224CG	5138	4915	4468	4468	4245	42	72	24	273	42
( )GRR6624CG	4712	4508	4098	4098	3893	42	66	24	250	39
( )GRR6024CG	4285	4099	3726	3726	3540	42	60	24	228	35
( )GRR5424CG	3859	3691	3355	3355	3188	42	54	24	205	32
( )GRR4824CG	3425	3277	2979	2979	2830	42	48	24	182	28
( )GRR4224CG	3000	2869	2608	2608	2477	42	42	24	159	25
( )GRR3624CG	2699	2582	2347	2347	2230	42	36	24	137	21

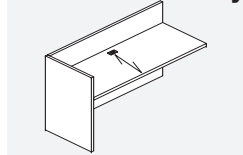
**GRR-IN • Right Gallery/Reception Return Shell with Inlay**



PRODUCT CODE	PRICE					SIZE / INCHES			WEIGHT LBS	VOL FT3
	PB	K	M	V	U	H	W	D		
( )GRR7224INCG	6865	6241	6241	5929	5929	42	72	24	273	42
( )GRR6624INCG	6458	5871	5871	5577	5577	42	66	24	250	39
( )GRR6024INCG	6050	5500	5500	5225	5225	42	60	24	228	35
( )GRR5424INCG	5641	5128	5128	4872	4872	42	54	24	205	32
( )GRR4824INCG	5227	4752	4752	4514	4514	42	48	24	182	28
( )GRR4224INCG	4819	4381	4381	4162	4162	42	42	24	159	25
( )GRR3624INCG	4533	4121	4121	3915	3915	42	36	24	137	21

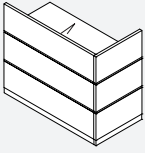
• With Brushed Aluminum Inlay and Kickplate

**GRL • Left Gallery/Reception Return Shell**



PRODUCT CODE	PRICE					SIZE / INCHES			WEIGHT LBS	VOL FT3
	PB	K	M	V	U	H	W	D		
( )GRL7224CG	5138	4915	4468	4468	4245	42	72	24	273	42
( )GRL6624CG	4712	4508	4098	4098	3893	42	66	24	250	39
( )GRL6024CG	4285	4099	3726	3726	3540	42	60	24	228	35
( )GRL5424CG	3859	3691	3355	3355	3188	42	54	24	205	32
( )GRL4824CG	3425	3277	2979	2979	2830	42	48	24	182	28
( )GRL4224CG	3000	2869	2608	2608	2477	42	42	24	159	25
( )GRL3624CG	2699	2582	2347	2347	2230	42	36	24	137	21

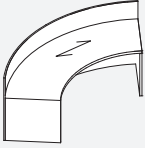
**GRL-IN • Left Gallery/Reception Return Shell with Inlay**



PRODUCT CODE	PRICE					SIZE / INCHES			WEIGHT	VOL
	PB	K	M	V	U	H	W	D	LBS	FT3
( )GRL7224INCG		6865	6241	6241	5929	42	72	24	273	42
( )GRL6624INCG		6458	5871	5871	5577	42	66	24	250	39
( )GRL6024INCG		6050	5500	5500	5225	42	60	24	228	35
( )GRL5424INCG		5641	5128	5128	4872	42	54	24	205	32
( )GRL4824INCG		5227	4752	4752	4514	42	48	24	182	28
( )GRL4224INCG		4819	4381	4381	4162	42	42	24	159	25
( )GRL3624INCG		4533	4121	4121	3915	42	36	24	137	21

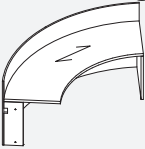
• With Brushed Aluminum Inlay and Kickplate

**GCCUS • Freestanding Gallery/Reception**



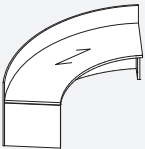
PRODUCT CODE	PRICE					SIZE / INCHES			WEIGHT	VOL
	PB	K	M	V	U	H	W	D	LBS	FT3
VGCCUS10630H42				12074	11470	42	106	30	647	72
VGCCUS10630H36				10498	9974	36	106	30	592	66

**GRCUS • Right End Gallery/Reception**



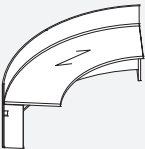
PRODUCT CODE	PRICE					SIZE / INCHES			WEIGHT	VOL
	PB	K	M	V	U	H	W	D	LBS	FT3
VGRCUS10630H42				12074	11470	42	106	30	647	72
VGRCUS10630H36				10498	9974	36	106	30	592	66

**GCLCUS • Left End Gallery/Reception**



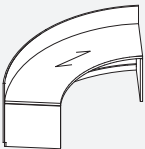
PRODUCT CODE	PRICE					SIZE / INCHES			WEIGHT	VOL
	PB	K	M	V	U	H	W	D	LBS	FT3
VGCLCUS10630H42				12074	11470	42	106	30	647	72
VGCLCUS10630H36				10498	9974	36	106	30	592	66

**GCCCUS • Gallery/Reception Centre Desk**



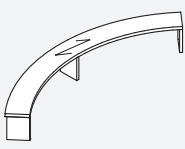
PRODUCT CODE	PRICE					SIZE / INCHES			WEIGHT	VOL
	PB	K	M	V	U	H	W	D	LBS	FT3
VGCCCUS10630H42				12074	11470	42	106	30	647	72
VGCCCUS10630H36				10498	9974	36	106	30	592	66

**GCKCUS • Freestanding Gallery/Reception with Recessed Kickplate**



PRODUCT CODE	PRICE					SIZE / INCHES			WEIGHT	VOL
	PB	K	M	V	U	H	W	D	LBS	FT3
VGCKCUS10630H42				12676	12043	42	106	30	647	72
VGCKCUS10630H36				11023	10472	36	106	30	592	66

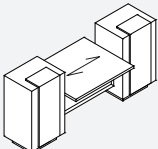
**GTTMCUS • Curved Transaction Counter**



PRODUCT CODE	PRICE					SIZE / INCHES			WEIGHT	VOL
	PB	K	M	V	U	H	W	D	LBS	FT3
VGTTMCUS10610				4765	4527	1.5	106	10	84	19

• For Clear Glass Bow Front Transaction Counter over Wood Subtop See P. B.7

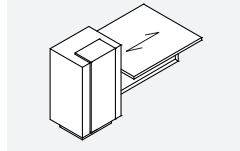
**VGTCUS • Reception**



PRODUCT CODE	PRICE					SIZE / INCHES			WEIGHT	VOL
	PB	K	M	V	U	H	W	D	LBS	FT3
VGTCUS9036G				9458	8985	42	90	36	307	36

• Top with Centre Drawer and Aluminum Framed Glass Modesty Panel between 2 Open Bookcases  
 • White plinth is standard. For optional solid colours see A.13.

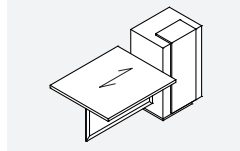
**VGRCUS • Right add-on, for VGTCUS**



PRODUCT CODE	PRICE					SIZE / INCHES			WEIGHT	VOL
	PB	K	M	V	U	H	W	D	LBS	FT3
VGRCUS6636G				5911	5616	42	66	36	199	21

- Top with Centre Drawer and Aluminum Framed Glass Modesty Panel, Open Bookcase on Right
- White plinth is standard. For optional solid colours see A.13.

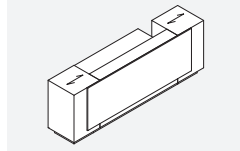
**VGLCUS • Left add-on, for VGTCUS**



PRODUCT CODE	PRICE					SIZE / INCHES			WEIGHT	VOL
	PB	K	M	V	U	H	W	D	LBS	FT3
VGLCUS6636G				5911	5616	42	66	36	199	21

- Top with Centre Drawer and Aluminum Framed Glass Modesty Panel, Open Bookcase on Left
- White plinth is standard. For optional solid colours see A.13.

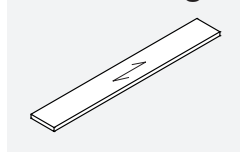
**VGCKCUS • Reception with white Raised Decorative Front Panel**



PRODUCT CODE	PRICE					SIZE / INCHES			WEIGHT	VOL
	PB	K	M	V	U	H	W	D	LBS	FT3
VGCKCUS12036DD				16699	15865	42	120	36	592	114

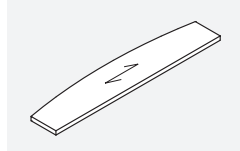
- With 2 Open Bookcase and D Pedestal on Left and Right
- White Raised Decorative Front Panel is standard. For optional solid colours see A.13.

**GTT • Rectangular Transaction Counter**



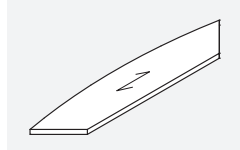
PRODUCT CODE	PRICE					SIZE / INCHES			WEIGHT	VOL
	PB	K	M	V	U	H	W	D	LBS	FT3
( )GTT12010	1453	1390	1264	1264	1201	1.5	120	10	84	8
( )GTT11410	1382	1321	1201	1201	1141	1.5	114	10	81	8
( )GTT10810	1309	1253	1139	1139	1081	1.5	108	10	78	8
( )GTT10210	1238	1184	1076	1076	1022	1.5	102	10	72	7
( )GTT9610	1165	1114	1013	1013	963	1.5	96	10	66	7
( )GTT9010	1091	1044	949	949	902	1.5	90	10	60	6
( )GTT8410	1015	971	883	883	839	1.5	84	10	54	6
( )GTT7210	871	834	758	758	721	1.5	72	10	48	5
( )GTT6610	799	763	694	694	659	1.5	66	10	42	5
( )GTT6010	728	697	634	634	602	1.5	60	10	36	4

**GTTM • Bow Front Transaction Counter**



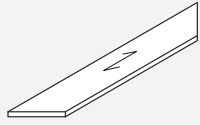
PRODUCT CODE	PRICE					SIZE / INCHES			WEIGHT	VOL
	PB	K	M	V	U	H	W	D	LBS	FT3
( )GTTM1201013	2101	2010	1827	1827	1736	1.5	120	10 13	84	11
( )GTTM1141013	2030	1940	1764	1764	1676	1.5	114	10 13	81	10
( )GTTM1081013	1957	1872	1702	1702	1617	1.5	108	10 13	78	10
( )GTTM1021013	1885	1803	1639	1639	1558	1.5	102	10 13	72	9
( )GTTM961013	1814	1735	1577	1577	1498	1.5	96	10 13	66	9
( )GTTM901013	1740	1665	1514	1514	1438	1.5	90	10 13	60	8
( )GTTM841013	1663	1592	1447	1447	1374	1.5	84	10 13	54	8
( )GTTM721013	1520	1454	1322	1322	1256	1.5	72	10 13	48	7
( )GTTM661013	1448	1384	1258	1258	1196	1.5	66	10 13	42	6
( )GTTM601013	1376	1317	1197	1197	1137	1.5	60	10 13	36	5

**GTTMA • Bow Front Transaction Counter with 45° mitred ends**



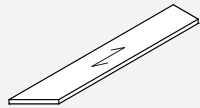
PRODUCT CODE	PRICE					SIZE / INCHES			WEIGHT	VOL
	PB	K	M	V	U	H	W	D	LBS	FT3
( )GTTMA1201013	2182	2088	1898	1898	1803	1.5	120	10 13	84	11
( )GTTMA1141013	2111	2020	1836	1836	1745	1.5	114	10 13	81	10
( )GTTMA1081013	2039	1950	1773	1773	1684	1.5	108	10 13	78	10
( )GTTMA1021013	1965	1879	1708	1708	1623	1.5	102	10 13	72	9
( )GTTMA961013	1894	1812	1647	1647	1564	1.5	96	10 13	66	9
( )GTTMA901013	1819	1740	1582	1582	1503	1.5	90	10 13	60	8
( )GTTMA841013	1746	1670	1518	1518	1442	1.5	84	10 13	54	8
( )GTTMA721013	1601	1531	1392	1392	1322	1.5	72	10 13	48	7
( )GTTMA661013	1526	1460	1327	1327	1261	1.5	66	10 13	42	6
( )GTTMA601013	1456	1393	1266	1266	1202	1.5	60	10 13	36	5

**GTTA • Rectangular Transaction Counter with 45° mitred ends**



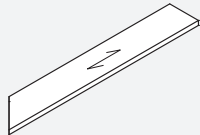
PRODUCT CODE	PRICE					SIZE / INCHES			WEIGHT	VOL
	PB	K	M	V	U	H	W	D	LBS	FT3
( )GTTA12010	1632	1561	1419	1419	1349	1.5	120	10	84	8
( )GTTA11410	1551	1484	1349	1349	1282	1.5	114	10	81	8
( )GTTA10810	1485	1420	1291	1291	1227	1.5	108	10	78	8
( )GTTA10210	1411	1351	1228	1228	1166	1.5	102	10	72	7
( )GTTA9610	1338	1279	1163	1163	1104	1.5	96	10	66	7
( )GTTA9010	1266	1211	1101	1101	1046	1.5	90	10	60	6
( )GTTA8410	1192	1141	1037	1037	986	1.5	84	10	54	6
( )GTTA7210	1047	1002	911	911	866	1.5	72	10	48	5
( )GTTA6610	975	932	847	847	805	1.5	66	10	42	5
( )GTTA6010	903	864	785	785	746	1.5	60	10	36	4

**GTTAR • Mitred Transaction Counter Return, 45° Right**



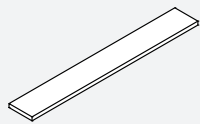
PRODUCT CODE	PRICE					SIZE / INCHES			WEIGHT	VOL
	PB	K	M	V	U	H	W	D	LBS	FT3
( )GTTAR12010	1568	1499	1363	1363	1295	1.5	120	10	84	8
( )GTTAR11410	1491	1426	1296	1296	1231	1.5	114	10	81	8
( )GTTAR10810	1422	1360	1236	1236	1175	1.5	108	10	78	8
( )GTTAR10210	1351	1293	1175	1175	1117	1.5	102	10	72	7
( )GTTAR9610	1278	1222	1111	1111	1056	1.5	96	10	66	7
( )GTTAR9010	1206	1153	1048	1048	996	1.5	90	10	60	6
( )GTTAR8410	1131	1081	983	983	934	1.5	84	10	54	6
( )GTTAR7810	1056	1011	919	919	872	1.5	78	10	51	6
( )GTTAR7210	987	944	858	858	815	1.5	72	10	48	5
( )GTTAR6610	912	872	793	793	754	1.5	66	10	42	5
( )GTTAR6010	842	805	732	732	695	1.5	60	10	36	4
( )GTTAR3610	505	483	439	439	417	1.5	36	10	24	3
( )GTTAR3010	420	402	365	365	347	1.5	30	10	20	2
( )GTTAR2410	338	323	294	294	279	1.5	24	10	16	2

**GTTAL • Mitred Transaction Counter Return, 45° Left**



PRODUCT CODE	PRICE					SIZE / INCHES			WEIGHT	VOL
	PB	K	M	V	U	H	W	D	LBS	FT3
( )GTTAL12010	1568	1499	1363	1363	1295	1.5	120	10	84	8
( )GTTAL11410	1491	1426	1296	1296	1231	1.5	114	10	81	8
( )GTTAL10810	1422	1360	1236	1236	1175	1.5	108	10	78	8
( )GTTAL10210	1351	1293	1175	1175	1117	1.5	102	10	72	7
( )GTTAL9610	1278	1222	1111	1111	1056	1.5	96	10	66	7
( )GTTAL9010	1206	1153	1048	1048	996	1.5	90	10	60	6
( )GTTAL8410	1131	1081	983	983	934	1.5	84	10	54	6
( )GTTAL7810	1056	1011	919	919	872	1.5	78	10	51	6
( )GTTAL7210	987	944	858	858	815	1.5	72	10	48	5
( )GTTAL6610	912	872	793	793	754	1.5	66	10	42	5
( )GTTAL6010	842	805	732	732	695	1.5	60	10	36	4
( )GTTAL3610	505	483	439	439	417	1.5	36	10	24	3
( )GTTAL3010	420	402	365	365	347	1.5	30	10	20	2
( )GTTAL2410	338	323	294	294	279	1.5	24	10	16	2

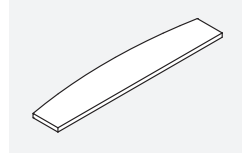
**GTT-G • 3/4" Clear Glass Rectangular Transaction Counter over Wood Subtop**



PRODUCT CODE	PRICE	SIZE / INCHES			WEIGHT	VOL
		H	W	D	LBS	FT3
GTT12010G	3738	1.5	120	10	84	8
GTT11410G	3608	1.5	114	10	81	8
GTT10810G	3479	1.5	108	10	78	8
GTT10210G	3347	1.5	102	10	72	7
GTT9610G	3216	1.5	96	10	66	7
GTT9010G	3088	1.5	90	10	60	6
GTT8410G	2957	1.5	84	10	54	6
GTT7210G	2767	1.5	72	10	48	5
GTT6610G	2637	1.5	66	10	42	5
GTT6010G	2506	1.5	60	10	36	4



**GTTM-G • 3/4" Clear Glass Bow Front Transaction Counter over Wood Subtop**



PRODUCT CODE	PRICE	SIZE / INCHES			WEIGHT LBS	VOL FT3
		H	W	D		
GTTM1201013G	4500	1.5	120	10	84	11
GTTM1141013G	4407	1.5	114	10	81	10
GTTM1081013G	4289	1.5	108	10	78	10
GTTM1021013G	4208	1.5	102	10	72	9
GTTM961013G	4171	1.5	96	10	66	9
GTTM901013G	3983	1.5	90	10	60	8
GTTM841013G	3791	1.5	84	10	54	8
GTTM721013G	3483	1.5	72	10	48	7
GTTM661013G	3291	1.5	66	10	42	6
GTTM601013G	3104	1.5	60	10	36	5

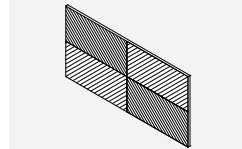
**GCCUS-G • 3/4" Clear Glass Bow Front Transaction Counter over Wood Subtop**



PRODUCT CODE	PRICE	SIZE / INCHES			WEIGHT LBS	VOL FT3
		H	W	D		
GCCUS10610G	7863	0.75	106	10	84	19

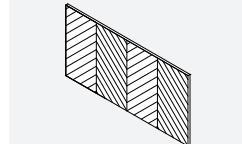
• For Curved Transaction Counter See P. B.4

**GFDP-F • Raised Decorative Front Panel for a Reception Desk - Reversed Diamond pattern**



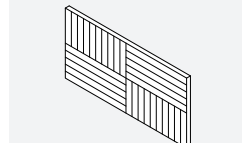
PRODUCT CODE	PRICE	SIZE / INCHES			WEIGHT LBS	VOL FT3
		H	W	D		
GFDP10830F	2210	30	108	1	84	8
GFDP9630F	1966	30	96	1	81	8
GFDP9030F	1839	30	90	1	78	8
GFDP8430F	1720	30	84	1	72	7
GFDP7230F	1471	30	72	1	66	7
GFDP6030F	1229	30	60	1	60	6
GFDP5430F	1106	30	54	1	54	6
GFDP4830F	985	30	48	1	48	5

**GFDP-RIB • Raised Decorative Front Panel for a Reception Desk - Vertical Rib pattern**



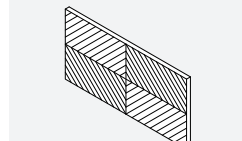
PRODUCT CODE	PRICE	SIZE / INCHES			WEIGHT LBS	VOL FT3
		H	W	D		
GFDP10830RIB	2210	30	108	1	84	8
GFDP9630RIB	1966	30	96	1	81	8
GFDP9030RIB	1839	30	90	1	78	8
GFDP8430RIB	1720	30	84	1	72	7
GFDP7230RIB	1471	30	72	1	66	7
GFDP6030RIB	1229	30	60	1	60	6
GFDP5430RIB	1106	30	54	1	54	6
GFDP4830RIB	985	30	48	1	48	5

**GFDP-BW • Raised Decorative Front Panel for a Reception Desk - Basket Weave pattern**



PRODUCT CODE	PRICE	SIZE / INCHES			WEIGHT LBS	VOL FT3
		H	W	D		
GFDP10830BW	2540	30	108	1	84	8
GFDP9630BW	2259	30	96	1	81	8
GFDP9030BW	2115	30	90	1	78	8
GFDP8430BW	1976	30	84	1	72	7
GFDP7230BW	1693	30	72	1	66	7
GFDP6030BW	1412	30	60	1	60	6
GFDP5430BW	1272	30	54	1	54	6
GFDP4830BW	1132	30	48	1	48	5

**GFDP-D • Raised Decorative Front Panel for a Reception Desk - Diamond pattern**



PRODUCT CODE	PRICE	SIZE / INCHES			WEIGHT LBS	VOL FT3
		H	W	D		
GFDP10830D	2210	30	108	1	84	8
GFDP9630D	1966	30	96	1	81	8
GFDP9030D	1839	30	90	1	78	8
GFDP8430D	1720	30	84	1	72	7
GFDP7230D	1471	30	72	1	66	7
GFDP6030D	1229	30	60	1	60	6
GFDP5430D	1106	30	54	1	54	6
GFDP4830D	985	30	48	1	48	5



**CONFERENCE ROOM TABLES • GENERAL INFORMATION**


**Conference Table Top Detailing:**

Descor is offering a variety of Conference Table Top options. Edge profiles are available to match all Series edge details.

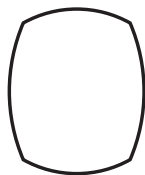
**Conference Table Base Detailing:**

For an individual and more customized design, customers are able to choose from many different Conference Table Base options.

**CONFERENCE TABLE TOP OPTIONS**




**ROund**




**BOat Bow Ends**




**REctangular**




**WAve**



**Radius  
REctangular  
Corners**




**RAcetrack**



**BOat Bow Ends**



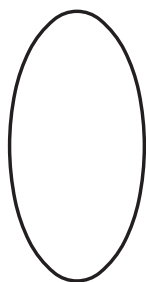
**REctangular**




**WAve**




**Radius  
REctangular  
Corners**




**OVal**



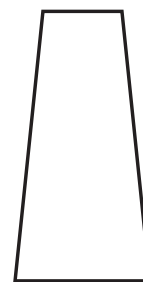
**REctangular  
Bow Ends**



**BOat**



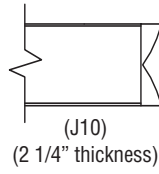
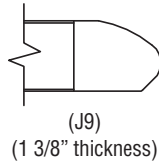
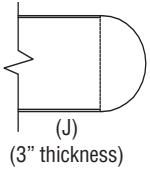
**WEdge Bow Ends**



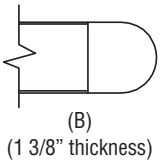
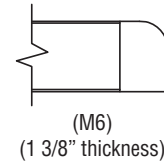
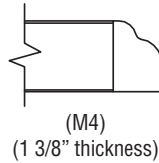
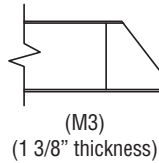
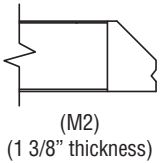
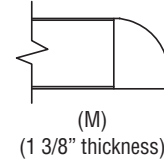
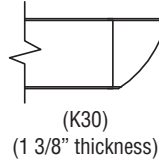
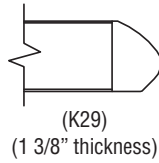
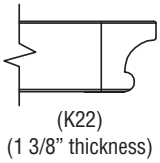
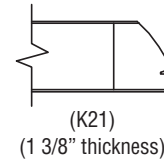
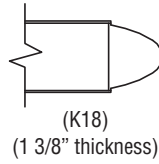
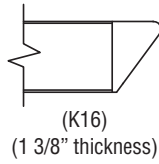
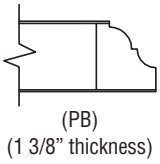
**WEdge**

CONFERENCE TABLE EDGES

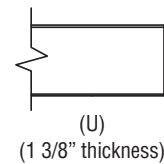
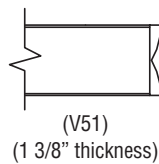
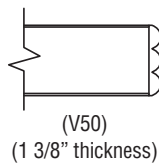
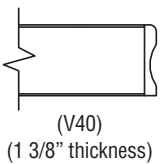
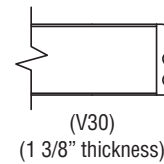
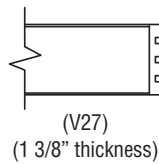
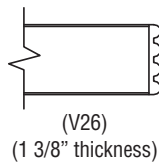
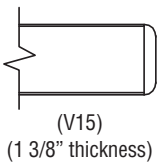
Group 1:



Group 2:

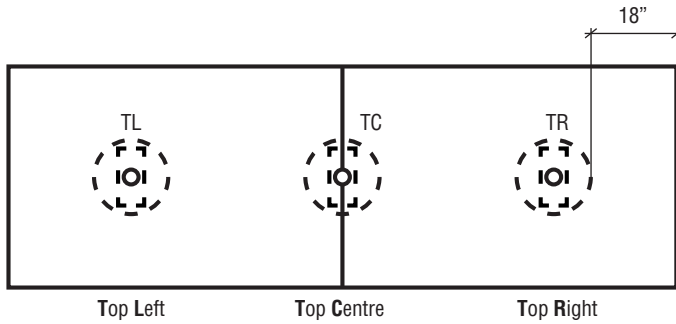


Group 3:

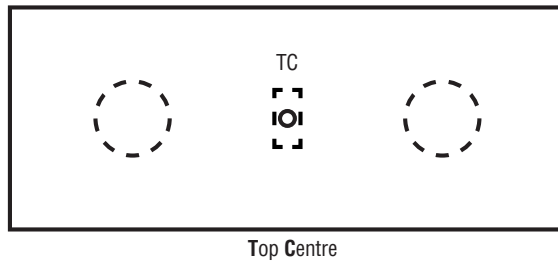


**Note:** Price is depended on the Conference Table Edge **Groups** (Group 1, Group 2 or Group 3) from which the Edge is chosen!

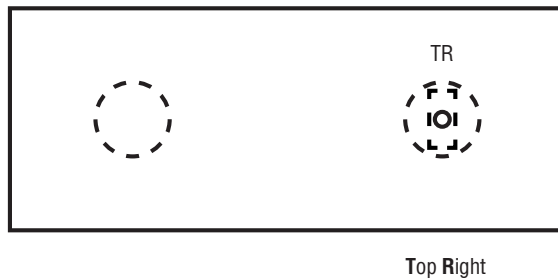
CONFERENCE ROOM TABLES • STANDARD GROMMET LOCATIONS



18" is the standard clearance for tables. A minimum of 15" is required.



Top Centre grommet location without a base.



Top Right grommet location is centred over base.

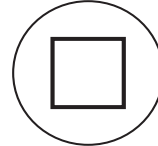
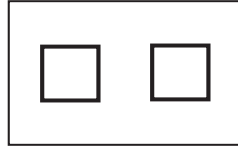
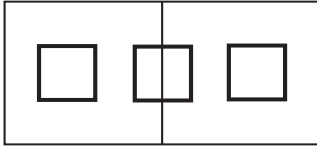
CONFERENCE TABLE TOP AND BASE GUIDE

Table Tops 144" and over  
(2 Sections, min. 3 bases)

Table Tops up to 120"  
(1 Section, min. 2 bases)

Round Table Tops  
up to 60"  
(1 Section, min. 1 base)

Description



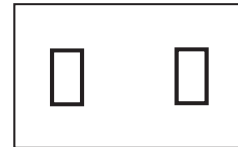
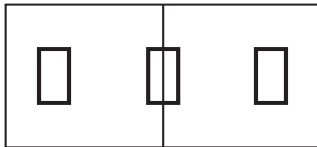
TP24(J) (for 60" deep tops)  
TP20(J) (for 48" and 54" deep tops)  
TP16(J) (for 30", 36" and 42" deep tops)

TPM24(J) (for 60" deep tops)  
TPM20(J) (for 48" and 54" deep tops)  
TPM16(J) (for 30", 36" and 42" deep tops)

TPM224(J) (for 60" deep tops)  
TPM220(J) (for 48" and 54" deep tops)  
TPM216(J) (for 30", 36" and 42" deep tops)

TELS24(J) (for 60" deep tops)  
TELS20(J) (for 48" and 54" deep tops)  
TELS16(J) (for 30", 36" and 42" deep tops)

TELS24(J) (for 60" deep tops)  
TELS20(J) (for 48" and 54" deep tops)  
TELS16(J) (for 30", 36" and 42" deep tops)

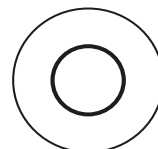
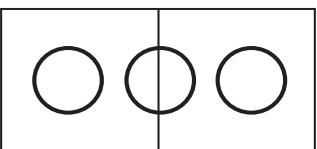


TP2412(J) (for 60" deep tops)  
TP2012(J) (for 48" and 54" deep tops)  
TP1612(J) (for 30", 36" and 42" deep tops)

TPML(C)2412(J) (for 60" deep tops)  
TPML(C)2012(J) (for 48" and 54" deep tops)  
TPML(C)1612(J) (for 30", 36" and 42" deep tops)

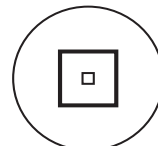
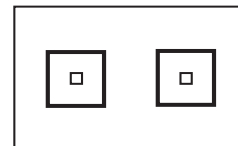
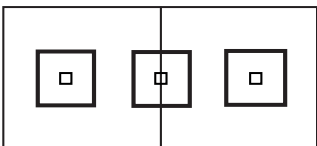
TELR2412(J) (for 60" deep tops)  
TELR2012(J) (for 48" and 54" deep tops)  
TELR1612(J) (for 30", 36" and 42" deep tops)

TELR2412(J) (for 60" deep tops)  
TELR2012(J) (for 48" and 54" deep tops)  
TELR1612(J) (for 30", 36" and 42" deep tops)



TD30(J) (for 60" deep tops)  
TD22(J) (for 48" and 54" deep tops)  
TD18(J) (for 30", 36" and 42" deep tops)

TD30M (for 60" deep tops)  
TD22M (for 48" and 54" deep tops)  
TD18M (for 30", 36" and 42" deep tops)



TTSQ30 (for 48" and 54" deep tops)  
TTSQ23(BH) (for 36" and 42" deep tops)  
TTSQ18(BH) (for 30" deep tops)

Table Tops 144" and over (2 Sections, min. 3 bases)	Table Tops up to 120" (1 Section, min. 2 bases)	Round Table Tops up to 60" (1 Section, min. 1 base)	Description
			<p><b>TRUM30</b> (for 48" and 54" deep tops)  <b>TRUM24(BH)</b> (for 36" and 42" deep tops)  <b>TRUM18(BH)</b> (for 30" deep tops)</p> <p><b>F6P36</b> (for 54" deep tops)  <b>F4P30</b> (for 42" and 48" deep tops)  <b>F4P24</b> (for 36" deep tops)  <b>F3P18</b> (for 30" deep tops)</p>
			<p><b>TEX(L)30</b> (for 60" deep tops)  <b>TEX(L)24</b> (for 48" and 54" deep tops)  <b>TEX(L)18</b> (for 30" and 36" and 42" deep tops)</p>
			<p><b>TE(L)36</b> (for 54" and 60" deep tops)  <b>TE(L)30</b> (for 42" and 48" deep tops)  <b>TE(L)18</b> (for 30" and 36" deep tops)</p>
<p>Table Tops that exceed:</p> <ul style="list-style-type: none"> <li>• 120" in one section will need to be ordered with 1 Set of 60" Support Bars</li> <li>• 192" in two sections will need to be ordered with 2 Sets of 60" Support Bars</li> <li>• 216" in two sections will need to be ordered with 2 Sets of 72" Support Bars</li> <li>• 240" in two sections will need to be ordered with 2 Sets of 84" Support Bars</li> </ul>			
			<p><b>SM06(M)</b>  <b>SM04(M)</b>  <b>SM03(M)</b></p> <p><b>SN06(M)</b>  <b>SN04(M)</b>  <b>SN03(M)</b></p>
<p>Table Tops that exceed:</p> <ul style="list-style-type: none"> <li>• 120" in one section will need to be ordered with 1 Set of 60" Support Bars</li> <li>• 192" in two sections will need to be ordered with 2 Sets of 60" Support Bars</li> <li>• 216" in two sections will need to be ordered with 2 Sets of 72" Support Bars</li> <li>• 240" in two sections will need to be ordered with 2 Sets of 84" Support Bars</li> </ul>			<p><b>SMS4</b>  <b>SMS2.5</b></p>
			<p><b>TX36</b> (for 54" and 60" deep tops)  <b>TX30</b> (for 42" and 48" deep tops)  <b>TX22</b> (for 30" and 36" deep tops)</p> <p><b>TZ36</b> (for 48" and 54" deep tops)  <b>TZ26</b> (for 30", 36" and 42" deep tops)</p> <p><b>TT36</b> (for 48" and 54" deep tops)  <b>TT26</b> (for 30", 36" and 42" deep tops)</p> <p><b>TFTLTX36</b> (for 54" deep tops)  <b>TFTLTX30</b> (for 42" and 48" deep tops)  <b>TFTLTX22</b> (for 30" and 36" deep tops)</p>

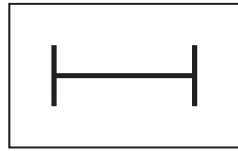
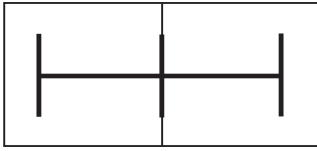


**Table Tops 144" and over**  
(2 Sections, min. 3 bases)

**Table Tops up to 120"**  
(1 Section, min. 2 bases)

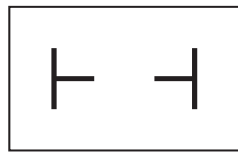
**Round Table Tops up to 60"**  
(1 Section, min. 1 base)

**Description**



TH36 (for 54" and 60" deep tops)  
TH30 (for 42" and 48" deep tops)  
TH22 (for 30" and 36" deep tops)

PTH36PB (for 54" and 60" deep tops)  
PTH30PB (for 42" and 48" deep tops)  
PTH22PB (for 30" and 36" deep tops)



TTFL3P36 (for 48", 54" and 60" deep tops)  
TTFL3P24 (for 30", 36" and 42" deep tops)

TTFLT36 (for 48", 54" and 60" deep tops)  
TTFLT24 (for 30", 36" and 42" deep tops)

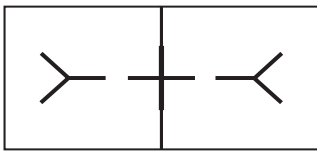
TZE36 (for 48", 54" and 60" deep tops)  
TZE26 (for 30", 36" and 42" deep tops)

TTE36 (for 48", 54" and 60" deep tops)  
TTE26 (for 30", 36" and 42" deep tops)

TZM36 (for 48", 54" and 60" deep tops)  
TZM26 (for 30", 36" and 42" deep tops)

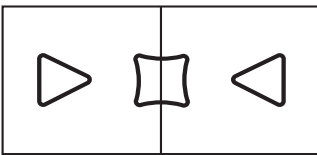
TTM36 (for 48", 54" and 60" deep tops)  
TTM26 (for 30", 36" and 42" deep tops)

**Note:** TZM and TTM are only used on 2 Section tables to support the middle Section!



TW36 (for 54" and 60" deep tops)  
TW30 (for 42" and 48" deep tops)  
TW22 (for 30" and 36" deep tops)

TX36 (for 54" and 60" deep tops)  
TX30 (for 42" and 48" deep tops)  
TX22 (for 30" and 36" deep tops)

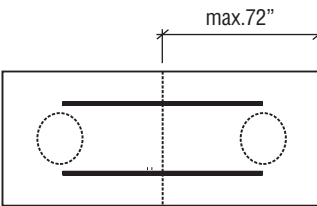


TET(L)30 (for 60" deep tops)  
TET(L)24 (for 48" and 54" deep tops)  
TET(L)18 (for 30", 36" and 42" deep tops)

TEX(L)30 (for 60" deep tops)  
TEX24(L) (for 48" and 54" deep tops)  
TEX18(L) (for 30", 36" and 42" deep tops)

**METAL TABLE SUPPORT BARS**

If design considerations or dimension requirements dictate an unsupported table joint, metal table support bars will be necessary.



- TSUP54
- TSUP60
- TSUP66
- TSUP72
- TSUP78
- TSUP84
- TSUP90

**CONFERENCE ROOM TABLES • GUIDELINES FOR ORDERING PRODUCT**

**CODES:** The price list uses a numbering system with meaningful alphanumeric characters to create a simple-to-understand product number. This makes specifying the product easy and accurate.

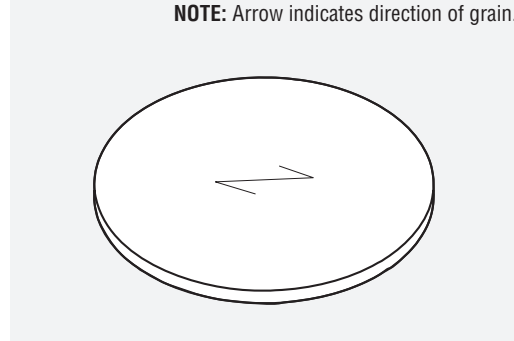
**NOTE:** Arrow indicates direction of grain.

**SPECIFICATION EXAMPLE OF A CONFERENCE ROOM TABLE**

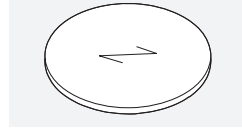
**PRODUCT CODE:** **RO48(V)**

(V) = Versailles Series (**Group 3**)  
 RO = **Round** Conference Table Top  
 48 = Size: Width x Depth

**FINISH:** Choose Finish

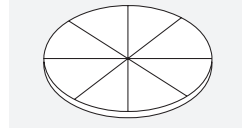


**RO • Round Conference Table Top**



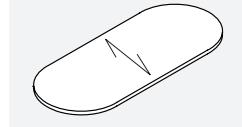
PRODUCT CODE	GROUP 1	GROUP 2	GROUP 3	SIZE / INCHES			WEIGHT LBS	VOL FT3
				H	W	D		
RO60( )	4379	3506	3154	1.5	60	60	150	11
RO48( )	3507	2805	2368	1.5	48	48	96	7
RO42( )	3152	2519	2270	1.5	42	42	74	6
RO36( )	2811	2246	2024	1.5	36	36	54	4
RO30( )	2343	1873	1684	1.5	30	30	38	3

**RO-S • Round Conference Table Top with sunburst veneer pattern**



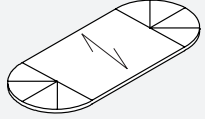
PRODUCT CODE	GROUP 1	GROUP 2	GROUP 3	SIZE / INCHES			WEIGHT LBS	VOL FT3
				H	W	D		
RO60S( )	4819	3854	3467	1.5	60	60	150	11
RO48S( )	3959	3167	2850	1.5	48	48	96	7
RO42S( )	3423	2740	2464	1.5	42	42	74	6
RO36S( )	3083	2465	2222	1.5	36	36	54	4
RO30S( )	2727	2185	1966	1.5	30	30	38	3

**RA • Racetrack Conference Table Top**



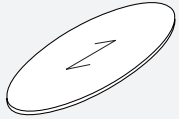
PRODUCT CODE	GROUP 1	GROUP 2	GROUP 3	SIZE / INCHES			WEIGHT LBS	VOL FT3
				H	W	D		
RA24054( )	18380	14705	13234	1.5	240	54	540	39
RA21654( )	15705	12563	11308	1.5	216	54	486	35
RA19254( )	14918	11935	10739	1.5	192	54	432	31
RA16848( )	11455	9162	8247	1.5	168	48	336	25
RA14448( )	9247	7399	6659	1.5	144	48	288	21
RA12048( )	7950	6360	5723	1.5	120	48	240	18
RA9648( )	6472	5177	4657	1.5	96	48	192	14
RA8442( )	5832	4664	4201	1.5	84	42	147	11
RA7242( )	5205	4162	3744	1.5	72	42	126	9
RA8436( )	5205	4162	3744	1.5	84	36	126	9
RA7236( )	4459	3565	3211	1.5	72	36	108	8
RA6636( )	3409	2724	2453	1.5	66	36	99	7
RA8430( )	4335	3468	3123	1.5	84	30	105	8
RA7230( )	3717	2973	2676	1.5	72	30	90	7
RA6630( )	3409	2724	2453	1.5	66	30	83	6
RA6030( )	3098	2477	2230	1.5	60	30	75	6
RA5430( )	2791	2232	2009	1.5	54	30	68	5
RA8422( )	3469	2775	2498	1.5	84	22	77	6
RA7222( )	2974	2383	2143	1.5	72	22	66	5
RA6622( )	2724	2182	1965	1.5	66	22	61	5
RA6022( )	2477	1983	1786	1.5	60	22	55	4
RA5422( )	2232	1788	1606	1.5	54	22	50	4
RA4822( )	2148	1720	1383	1.5	48	22	44	3

**RA-S • Racetrack Conference Table Top with sunburst veneer pattern**



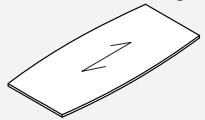
PRODUCT CODE	GROUP 1	GROUP 2	GROUP 3	SIZE / INCHES			WEIGHT LBS	VOL FT3
				H	W	D		
RA24054S( )	20595	16479	14831	1.5	240	54	540	39
RA21654S( )	17600	14080	12672	1.5	216	54	486	35
RA19254S( )	16719	13374	12035	1.5	192	54	432	31
RA16848S( )	12836	10267	9241	1.5	168	48	336	25
RA14448S( )	10363	8290	7464	1.5	144	48	288	21
RA12048S( )	8908	7128	6416	1.5	120	48	240	18
RA9648S( )	7250	5800	5221	1.5	96	48	192	14
RA8442S( )	6458	5171	4654	1.5	84	42	147	11
RA7242S( )	5832	4664	4201	1.5	72	42	126	9
RA8436S( )	5832	4664	4201	1.5	84	36	126	9
RA7236S( )	4998	4001	3599	1.5	72	36	108	8
RA6636S( )	3818	3055	2749	1.5	66	36	99	7
RA8430S( )	4861	3885	3499	1.5	84	30	105	8
RA7230S( )	4165	3333	2999	1.5	72	30	90	7
RA6630S( )	3818	3221	2749	1.5	66	30	83	6
RA6030S( )	3473	2780	2501	1.5	60	30	75	6
RA5430S( )	3124	2501	2246	1.5	54	30	68	5
RA8422S( )	3887	3110	2800	1.5	84	22	77	6
RA7222S( )	3334	2666	2401	1.5	72	22	66	5
RA6622S( )	3055	2446	2202	1.5	66	22	61	5
RA6022S( )	2780	2223	2000	1.5	60	22	55	4
RA5422S( )	2503	2001	1800	1.5	54	22	50	4
RA4822S( )	2410	1926	1735	1.5	48	22	44	3

**OV • Oval Conference Table Top**



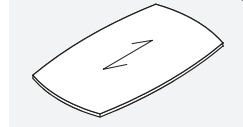
PRODUCT CODE	GROUP 1	GROUP 2	GROUP 3	SIZE / INCHES			WEIGHT LBS	VOL FT3
				H	W	D		
OV24054( )	22979	18382	16545	1.5	240	54	540	39
OV21654( )	19635	15708	14139	1.5	216	54	486	35
OV19254( )	18645	14915	13426	1.5	192	54	432	31
OV16848( )	14314	11455	10309	1.5	168	48	336	25
OV14448( )	11558	9247	8319	1.5	144	48	288	21
OV12048( )	9941	7822	7157	1.5	120	48	240	18
OV9648( )	8087	6472	5823	1.5	96	48	192	14
OV8442( )	7292	5832	5250	1.5	84	42	147	11
OV7242( )	6507	5205	4684	1.5	72	42	126	9
OV8436( )	6507	5205	4684	1.5	84	36	126	9
OV7236( )	5574	4459	4013	1.5	72	36	108	8
OV6636( )	4259	3410	3067	1.5	66	36	99	7
OV8430( )	5421	4335	3904	1.5	84	30	105	8
OV7230( )	4646	3717	3345	1.5	72	30	90	7
OV6630( )	4259	3410	3067	1.5	66	30	83	6
OV6030( )	3871	3098	2787	1.5	60	30	75	6
OV5430( )	3484	2791	2509	1.5	54	30	68	5
OV8422( )	4335	3468	3123	1.5	84	22	77	6
OV7222( )	3717	2973	2676	1.5	72	22	66	5
OV6622( )	3409	2724	2453	1.5	66	22	61	5
OV6022( )	3098	2477	2230	1.5	60	22	55	4
OV5422( )	2791	2232	2009	1.5	54	22	50	4
OV4822( )	2684	2148	1936	1.5	48	22	44	3

**BO • Boat Shaped Conference Table Top**



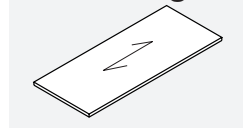
PRODUCT CODE	GROUP 1	GROUP 2	GROUP 3	SIZE / INCHES			WEIGHT LBS	VOL FT3
				H	W	D		
BO24054( )	15546	12437	11193	1.5	240	54	540	39
BO21654( )	13974	11179	10062	1.5	216	54	486	35
BO19254( )	12397	9918	8927	1.5	192	54	432	31
BO16848( )	9878	7900	7113	1.5	168	48	336	25
BO14448( )	7987	6393	5749	1.5	144	48	288	21
BO12048( )	6692	5353	4817	1.5	120	48	240	18
BO9648( )	5432	4348	3911	1.5	96	48	192	14
BO8442( )	5011	4011	3610	1.5	84	42	147	11
BO7242( )	4411	3530	3179	1.5	72	42	126	9

**BOBE • Boat Shaped Conference Table Top with Bow Ends**



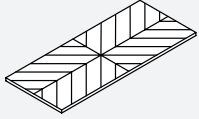
PRODUCT CODE	GROUP 1	GROUP 2	GROUP 3	SIZE / INCHES			WEIGHT LBS	VOL FT3
				H	W	D		
BOBE24054( )	17875	14301	12872	1.5	240	54	540	39
BOBE21654( )	16071	12856	11572	1.5	216	54	486	35
BOBE19254( )	14255	11408	10263	1.5	192	54	432	31
BOBE5454( )	4011	3208	2889	1.5	54	54	121	9
BOBE16848( )	11358	9087	8177	1.5	168	48	336	25
BOBE14448( )	9187	7350	6615	1.5	144	48	288	21
BOBE12048( )	7695	6156	5540	1.5	120	48	240	18
BOBE9648( )	6334	5000	4432	1.5	96	48	192	14
BOBE4848( )	3384	2706	2440	1.5	48	48	96	7
BOBE8442( )	5259	4472	3788	1.5	84	42	147	11
BOBE7242( )	5077	4060	3654	1.5	72	42	126	9
BOBE4242( )	2961	2369	2132	1.5	42	42	74	5

**RE • Rectangular Shaped Conference Table Top**



PRODUCT CODE	GROUP 1	GROUP 2	GROUP 3	SIZE / INCHES			WEIGHT LBS	VOL FT3
				H	W	D		
RE24054( )	13657	10925	9834	1.5	240	54	540	39
RE21654( )	12397	9918	8927	1.5	216	54	486	35
RE19254( )	10822	8657	7791	1.5	192	54	432	31
RE5454( )	3042	2434	2193	1.5	54	54	121	9
RE16848( )	8302	6642	5976	1.5	168	48	336	25
RE14448( )	6571	5257	4730	1.5	144	48	288	21
RE12048( )	5587	4468	4022	1.5	120	48	240	18
RE9648( )	4327	3464	3117	1.5	96	48	192	14
RE4848( )	2162	1730	1555	1.5	48	48	96	7
RE8442( )	3944	3154	2837	1.5	84	42	147	11
RE7242( )	3469	2775	2498	1.5	72	42	126	9
RE4242( )	2026	1621	1462	1.5	42	42	74	5
RE8436( )	3469	2822	2498	1.5	84	36	126	9
RE7236( )	2974	2383	2143	1.5	72	36	108	8
RE6636( )	2272	1819	1638	1.5	66	36	99	7
RE3636( )	1241	991	892	1.5	36	36	54	4
RE8430( )	2892	2314	2083	1.5	84	30	105	8
RE7230( )	2484	1987	1788	1.5	72	30	90	7
RE6630( )	2272	1819	1638	1.5	66	30	83	6
RE6030( )	2063	1651	1491	1.5	60	30	75	6
RE5430( )	1862	1492	1339	1.5	54	30	68	5
RE3030( )	1033	827	744	1.5	30	30	38	3
RE8424( )	2523	2019	1819	1.5	84	24	84	6
RE7224( )	2160	1728	1554	1.5	72	24	72	5
RE6624( )	1982	1585	1428	1.5	66	24	66	5
RE6024( )	1802	1441	1299	1.5	60	24	60	4
RE5424( )	1623	1299	1170	1.5	54	24	55	4
RE4824( )	1562	1247	1122	1.5	48	24	48	3
RE2424( )	717	575	519	1.5	24	24	21	3
RE8422( )	2316	1854	1669	1.5	84	22	77	6
RE7222( )	1982	1585	1428	1.5	72	22	66	5
RE6622( )	1819	1455	1307	1.5	66	22	61	5
RE6022( )	1653	1324	1190	1.5	60	22	55	4
RE5422( )	1491	1188	1070	1.5	54	22	50	4
RE4822( )	1431	1145	1032	1.5	48	22	44	3
RE2222( )	656	526	473	1.5	22	22	20	2

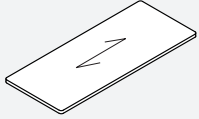
**RE-F • Rectangular Shaped Conference Table Top**



PRODUCT CODE	GROUP 1	GROUP 2	GROUP 3	SIZE / INCHES			WEIGHT LBS	VOL FT3
				H	W	D		
RE24054F ( )	15484	12384	11146	1.5	240	54	540	39
RE21654F ( )	14097	11279	10152	1.5	216	54	486	35
RE19254F ( )	12362	9889	8900	1.5	192	54	432	31
RE5454F ( )	3479	2782	2504	1.5	54	54	119	9
RE16848F ( )	9594	7677	6909	1.5	168	48	336	25
RE14448F ( )	7692	6152	5535	1.5	144	48	288	21
RE12048F ( )	6454	5161	4649	1.5	120	48	240	18
RE9648F ( )	5069	4057	3652	1.5	96	48	192	14
RE4848F ( )	2537	2027	1827	1.5	48	48	98	7
RE8442F ( )	4605	3686	3318	1.5	84	42	147	11
RE7242F ( )	4087	3267	2939	1.5	72	42	126	9
RE4242F ( )	2384	1909	1718	1.5	42	42	74	5
RE8436F ( )	4087	3267	2939	1.5	84	36	126	9
RE7236F ( )	3506	2801	2519	1.5	72	36	108	8
RE6636F ( )	2675	2141	1926	1.5	66	36	99	7
RE3636F ( )	1712	1367	1233	1.5	36	36	54	4
RE8430F ( )	3402	2720	2450	1.5	84	30	105	8
RE7230F ( )	3036	2426	2174	1.5	72	30	90	7
RE6630F ( )	2918	2335	2101	1.5	66	30	83	6
RE6030F ( )	2675	2141	1913	1.5	60	30	75	6
RE5430F ( )	2190	1751	1575	1.5	54	30	68	5
RE3030F ( )	1216	971	875	1.5	30	30	38	3

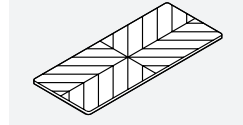
• Reversed Diamond pattern

**RRE • Rectangular Shaped Conference Table Top with Radiused Corners**



PRODUCT CODE	GROUP 1	GROUP 2	GROUP 3	SIZE / INCHES			WEIGHT LBS	VOL FT3
				H	W	D		
RRE24054 ( )	16394	13119	11804	1.5	240	54	540	39
RRE21654 ( )	14947	11959	10762	1.5	216	54	486	35
RRE19254 ( )	13136	10511	9458	1.5	192	54	432	31
RRE5454 ( )	3696	2959	2664	1.5	54	54	119	9
RRE16848 ( )	10240	8193	7376	1.5	168	48	336	25
RRE14448 ( )	8247	6599	5937	1.5	144	48	288	21
RRE12048 ( )	6885	5511	4958	1.5	120	48	240	18
RRE9648 ( )	5440	4353	3917	1.5	96	48	196	14
RRE4848 ( )	2720	2175	1961	1.5	48	48	98	7
RRE8442 ( )	4937	3947	3556	1.5	84	42	147	11
RRE7242 ( )	4392	3515	3164	1.5	72	42	126	9
RRE4242 ( )	2565	2052	1845	1.5	42	42	74	5
RRE8436 ( )	4392	3515	3164	1.5	84	36	126	9
RRE7236 ( )	3762	3011	2707	1.5	72	36	108	8
RRE6636 ( )	2879	2301	2071	1.5	66	36	99	7
RRE3636 ( )	1570	1256	1132	1.5	36	36	54	4
RRE8430 ( )	3659	2930	2637	1.5	84	30	105	8
RRE7230 ( )	3137	2509	2259	1.5	72	30	90	7
RRE6630 ( )	2879	2301	2072	1.5	66	30	83	6
RRE6030 ( )	2615	2090	1884	1.5	60	30	75	6
RRE5430 ( )	2354	1885	1696	1.5	54	30	68	5
RRE3030 ( )	1307	1048	944	1.5	30	30	38	3

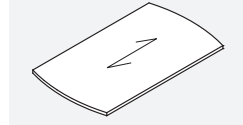
**RRE-F • Rectangular Shaped Conference Table Top with Radiused Corners**



PRODUCT CODE	GROUP 1	GROUP 2	GROUP 3	SIZE / INCHES			WEIGHT LBS	VOL FT3
				H	W	D		
RRE24054F ( )	18497	14797	13318	1.5	240	54	540	39
RRE21654F ( )	16904	13522	12168	1.5	216	54	486	35
RRE19254F ( )	14912	11927	10735	1.5	192	54	432	31
RRE5454F ( )	4192	3356	2578	1.5	54	54	119	9
RRE16848F ( )	11728	9381	8443	1.5	168	48	336	25
RRE14448F ( )	9535	7625	6867	1.5	144	48	288	21
RRE12048F ( )	7886	6307	5677	1.5	120	48	240	18
RRE9648F ( )	6292	5027	4531	1.5	96	48	192	14
RRE4848F ( )	3148	2517	2267	1.5	48	48	98	7
RRE8442F ( )	5700	4557	4105	1.5	84	42	147	11
RRE7242F ( )	5097	4077	3669	1.5	72	42	126	9
RRE4242F ( )	2972	2378	2141	1.5	42	42	74	5
RRE8436F ( )	5097	4077	3669	1.5	84	36	126	9
RRE7236F ( )	4368	3498	3148	1.5	72	36	108	8
RRE6636F ( )	3339	2672	2407	1.5	66	36	99	7
RRE3636F ( )	1823	1460	1311	1.5	36	36	54	4
RRE8430F ( )	4246	3397	3061	1.5	84	30	105	8
RRE7230F ( )	3641	2914	2620	1.5	72	30	90	7
RRE6630F ( )	3339	2672	2407	1.5	66	30	83	6
RRE6030F ( )	3036	2426	2186	1.5	60	30	75	6
RRE5430F ( )	2731	2186	1967	1.5	54	30	68	5
RRE3030F ( )	1518	1216	1093	1.5	30	30	38	3

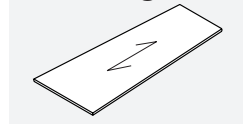
• Reversed Diamond pattern

**REBE • Rectangular Shaped Conference Table Top with Bow Ends**



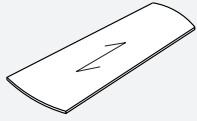
PRODUCT CODE	GROUP 1	GROUP 2	GROUP 3	SIZE / INCHES			WEIGHT LBS	VOL FT3
				H	W	D		
REBE24054 ( )	15705	12563	11308	1.5	240	54	540	39
REBE21654 ( )	14255	11408	10263	1.5	216	54	486	35
REBE19254 ( )	12447	9958	8963	1.5	192	54	432	31
REBE16848 ( )	9550	7638	6877	1.5	168	48	336	25
REBE14448 ( )	7554	6048	5441	1.5	144	48	288	21
REBE12048 ( )	6423	5140	4624	1.5	120	48	240	18
REBE9648 ( )	4978	3982	3584	1.5	96	48	192	14
REBE8442 ( )	4533	3627	3264	1.5	84	42	147	11
REBE7242 ( )	3990	3192	2873	1.5	72	42	126	9
REBE8436 ( )	3990	3192	2873	1.5	84	36	126	9
REBE7236 ( )	3421	2739	2463	1.5	72	36	108	8
REBE6636 ( )	2613	2089	1881	1.5	66	36	99	7
REBE8430 ( )	3324	2663	2394	1.5	84	30	105	8
REBE7230 ( )	2850	2284	2053	1.5	72	30	90	7
REBE6630 ( )	2613	2089	1881	1.5	66	30	83	6
REBE6030 ( )	2376	1899	1712	1.5	60	30	75	6
REBE5430 ( )	2141	1713	1541	1.5	54	30	68	5

**WE • Wedged Shaped Conference Table Top**



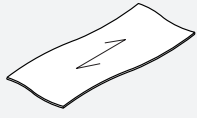
PRODUCT CODE	GROUP 1	GROUP 2	GROUP 3	SIZE / INCHES			WEIGHT LBS	VOL FT3
				H	W	D		
WE2405442 ( )	13657	10925	9834	1.5	240	54	540	39
WE2165442 ( )	12397	9918	8927	1.5	216	54	486	35
WE1925442 ( )	10822	8657	7791	1.5	192	54	432	31
WE1684836 ( )	8302	6642	5976	1.5	168	48	336	25
WE1444836 ( )	6571	5257	4730	1.5	144	48	288	21
WE1204836 ( )	5587	4468	4022	1.5	120	48	240	18
WE964836 ( )	4327	3897	3464	1.5	96	48	192	14
WE844230 ( )	3944	3154	2837	1.5	84	42	147	11
WE724230 ( )	3469	2775	2498	1.5	72	42	126	9
WE843624 ( )	3469	2775	2498	1.5	84	36	126	9
WE723624 ( )	2974	2383	2143	1.5	72	36	108	8
WE663624 ( )	2272	1819	1638	1.5	66	36	99	7

**WEBE • Wedge Shaped Conference Table Top with Bow Ends**



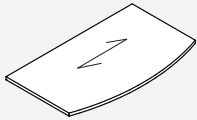
PRODUCT CODE	GROUP 1	GROUP 2	GROUP 3	SIZE / INCHES			WEIGHT LBS	VOL FT3
				H	W	D		
WEBE2405442( )	15705	12563	11308	1.5	240	54	540	39
WEBE2165442( )	14255	11408	10263	1.5	216	54	486	35
WEBE1925442( )	12445	9957	8962	1.5	192	54	432	31
WEBE1684836( )	9550	7638	6877	1.5	168	48	336	25
WEBE1444836( )	7554	6048	5441	1.5	144	48	288	21
WEBE1204836( )	6423	5140	4624	1.5	120	48	240	18
WEBE964836( )	4979	3983	3586	1.5	96	48	192	14
WEBE844230( )	4533	3627	3263	1.5	84	42	147	11
WEBE724230( )	3990	3192	2873	1.5	72	42	126	9
WEBE843624( )	3990	3192	2873	1.5	84	36	126	9
WEBE723624( )	3421	2739	2463	1.5	72	36	108	8
WEBE663624( )	2613	2089	1881	1.5	66	36	99	7

**WA • Wave Shaped Conference Table Top**



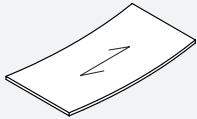
PRODUCT CODE	GROUP 1	GROUP 2	GROUP 3	SIZE / INCHES			WEIGHT LBS	VOL FT3
				H	W	D		
WA24054( )	18780	15025	13522	1.5	240	54	540	39
WA21654( )	16260	13008	11706	1.5	216	54	486	35
WA5454( )	4065	3254	2930	1.5	54	54	122	9
WA19248( )	15518	12411	11172	1.5	192	48	432	31
WA16848( )	11957	9565	8608	1.5	168	48	336	25
WA14448( )	9875	7899	7110	1.5	144	48	288	21
WA12048( )	8020	6419	5775	1.5	120	48	240	18
WA9648( )	7072	5656	5091	1.5	96	48	192	14
WA4848( )	3538	2830	2545	1.5	48	48	96	7
WA8442( )	6421	5139	4623	1.5	84	42	147	11
WA7242( )	5828	4661	4195	1.5	72	42	126	9
WA4242( )	3397	2719	2449	1.5	42	42	74	5

**BOW • Modular Bow Top**



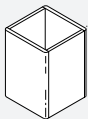
PRODUCT CODE	GROUP 1	GROUP 2	GROUP 3	SIZE / INCHES			WEIGHT LBS	VOL FT3
				H	W	D		
BOW8442	5064	4055	3647	1.5	84	42	147	11
BOW7242	4432	3545	3190	1.5	72	42	126	9
BOW6636	3156	2523	2272	1.5	66	36	99	7

**WI • Modular Wing Top**



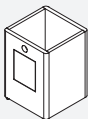
PRODUCT CODE	GROUP 1	GROUP 2	GROUP 3	SIZE / INCHES			WEIGHT LBS	VOL FT3
				H	W	D		
WI8436	5052	4041	3637	1.5	84	36	147	11
WI7236	4331	3466	3119	1.5	72	36	126	9
WI6636	3469	2775	2498	1.5	66	36	99	7

**TP • Wood Pedestal Base**



PRODUCT CODE	PRICE	SIZE / INCHES			WEIGHT LBS	VOL FT3
		H	W	D		
TP24	1339	28	24	24	106	10
TP20	1284	28	20	20	89	7
TP16	1233	28	16	16	71	4

**TP-J • Wood Pedestal Base with Access Door**



PRODUCT CODE	PRICE	SIZE / INCHES			WEIGHT LBS	VOL FT3
		H	W	D		
TP24J	1993	28	24	24	106	10
TP20J	1943	28	20	20	89	7
TP16J	1890	28	16	16	71	4

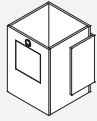
**TPM • Laminate Pedestal Base with Wood Decorative Panel**



PRODUCT CODE	PRICE	SIZE / INCHES			WEIGHT LBS	VOL FT3
		H	W	D		
TPM24	2011	28	24	24	106	10
TPM20	1926	28	20	20	86	7
TPM16	1850	28	16	16	71	4

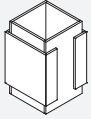


**TPM-J • Laminate Pedestal Base with Wood Decorative Panel and Access Door**



PRODUCT CODE	PRICE	SIZE / INCHES			WEIGHT LBS	VOL FT3
		H	W	D		
TPM24J	2336	28	24	24	106	10
TPM20J	2255	28	20	20	86	7
TPM16J	2223	28	16	16	71	4

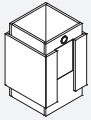
**TPM2 • Laminate Mono Base with Wood Decorative Panels**



PRODUCT CODE	PRICE	SIZE / INCHES			WEIGHT LBS	VOL FT3
		H	W	D		
TPM224	2313	28	24	24	106	10
TPM220	2215	28	20	20	86	7
TPM216	2129	28	16	16	71	4

• For Round and Square Tables

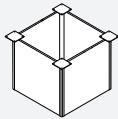
**TPM2-J • Laminate Mono Base with Wood Decorative Panels and Access Door**



PRODUCT CODE	PRICE	SIZE / INCHES			WEIGHT LBS	VOL FT3
		H	W	D		
TPM224J	2687	28	24	24	106	10
TPM220J	2592	28	20	20	86	7
TPM216J	2558	28	16	16	71	4

• For Round and Square Tables

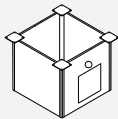
**TELSR • Wood Panel Base with Anodized Aluminum Corner Detail**



PRODUCT CODE	PRICE	SIZE / INCHES			WEIGHT LBS	VOL FT3
		H	W	D		
TELSR24	1517	28	24	24	86	7
TELSR20	1480	28	20	20	71	4
TELSR16	1441	28	16	16	58	3

• Radiused Corner Detail

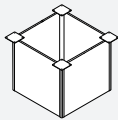
**TELSR-J • Wood Panel Base with Anodized Aluminum Corner Detail and Access Door**



PRODUCT CODE	PRICE	SIZE / INCHES			WEIGHT LBS	VOL FT3
		H	W	D		
TELSR24J	1812	28	24	24	86	7
TELSR20J	1774	28	20	20	71	4
TELSR16J	1737	28	16	16	58	3

• Radiused Corner Detail

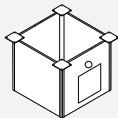
**TELBS • Wood Panel Base with Anodized Aluminum Corner Detail**



PRODUCT CODE	PRICE	SIZE / INCHES			WEIGHT LBS	VOL FT3
		H	W	D		
TELBS24	1517	28	24	24	86	7
TELBS20	1480	28	20	20	71	4
TELBS16	1441	28	16	16	58	3

• Rectangular Corner Detail

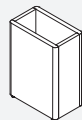
**TELBS-J • Wood Panel Base with Anodized Aluminum Corner Detail and Access Door**



PRODUCT CODE	PRICE	SIZE / INCHES			WEIGHT LBS	VOL FT3
		H	W	D		
TELBS24J	1812	28	24	24	86	7
TELBS20J	1774	28	20	20	71	4
TELBS16J	1737	28	16	16	58	3

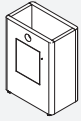
• Rectangular Corner Detail

**TP • Wood Pedestal Base**



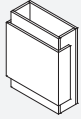
PRODUCT CODE	PRICE	SIZE / INCHES			WEIGHT LBS	VOL FT3
		H	W	D		
TP2412	1191	28	24	12	86	7
TP2012	1136	28	20	12	71	4
TP1612	1086	28	16	12	58	3

**TP-J • Wood Pedestal Base with Access Door**



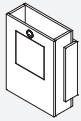
PRODUCT CODE	PRICE	SIZE / INCHES			WEIGHT LBS	VOL FT3
		H	W	D		
TP2412J	1845	28	24	12		
TP2012J	1795	28	20	12		
TP1612J	1741	28	16	12		

**TPML • Laminate Pedestal Base with Wood Decorative Panel**



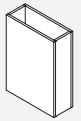
PRODUCT CODE	PRICE	SIZE / INCHES			WEIGHT LBS	VOL FT3
		H	W	D		
TPML24	1484	28	24	10	53	5
TPML20	1299	28	20	10	43	3
TPML18	1114	28	18	10	36	2

**TPML-J • Laminate Pedestal Base with Wood Decorative Panel and Access Door**



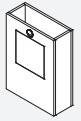
PRODUCT CODE	PRICE	SIZE / INCHES			WEIGHT LBS	VOL FT3
		H	W	D		
TPML24J	1811	28	24	10	53	5
TPML20J	1624	28	20	10	43	3
TPML18J	1439	28	18	10	36	2

**TPMLC • Laminate CentreBase**



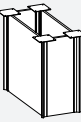
PRODUCT CODE	PRICE	SIZE / INCHES			WEIGHT LBS	VOL FT3
		H	W	D		
TPMLC24	1045	28	24	10	53	5
TPMLC20	988	28	20	10	43	3
TPMLC18	936	28	18	10	36	2

**TPMLC-J • Laminate Centre Base with Access Door**



PRODUCT CODE	PRICE	SIZE / INCHES			WEIGHT LBS	VOL FT3
		H	W	D		
TPMLC24J	1339	28	24	10	53	5
TPMLC20J	1284	28	20	10	43	3
TPMLC18J	1233	28	18	10	36	2

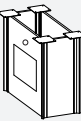
**TELRR • Wood Panel Base with Anodized Aluminum Corner Detail**



PRODUCT CODE	PRICE	SIZE / INCHES			WEIGHT LBS	VOL FT3
		H	W	D		
TELRR2412	1405	28	24	12	117	14
TELRR2012	1365	28	20	12	117	12
TELRR1612	1329	28	16	12	95	10

- Radiused Corner Detail

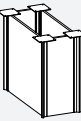
**TELRR-J • Wood Panel Base with Anodized Aluminum Corner Detail and Access Door**



PRODUCT CODE	PRICE	SIZE / INCHES			WEIGHT LBS	VOL FT3
		H	W	D		
TELRR2412J	1670	28	24	12	117	14
TELRR2012J	1661	28	20	12	117	12
TELRR1612J	1624	28	16	12	95	10

- Radiused Corner Detail

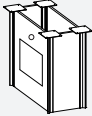
**TELBR • Wood Panel Base with Anodized Aluminum Corner Detail**



PRODUCT CODE	PRICE	SIZE / INCHES			WEIGHT LBS	VOL FT3
		H	W	D		
TELBR2412	1405	28	24	12	117	14
TELBR2012	1365	28	20	12	117	12
TELBR1612	1329	28	16	12	95	10

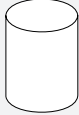
- Rectangular Corner Detail

**TELBR-J • Wood Panel Base with Anodized Aluminum Corner Detail and Access Door**

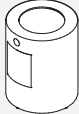
	PRODUCT CODE	PRICE	SIZE / INCHES			WEIGHT LBS	VOL FT3
			H	W	D		
	TELBR2412J	1670	28	24	12	117	14
	TELBR2012J	1661	28	20	12	117	12
	TELBR1612J	1624	28	16	12	95	10

• Rectangular Corner Detail

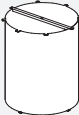
**TD • Wood Drum Base**

	PRODUCT CODE	PRICE	SIZE / INCHES			WEIGHT LBS	VOL FT3
			H	W	D		
	TD30	2560	29	32	32	93	15
	TD22	1232	29	23	23	70	8
	TD18	1071	29	19	19	62	5


**TD-J • Wood Drum Base with Access Door**

	PRODUCT CODE	PRICE	SIZE / INCHES			WEIGHT LBS	VOL FT3
			H	W	D		
	TD30J	3199	29	32	32	93	15
	TD22J	1872	29	23	23	70	8
	TD18J	1714	29	19	19	62	5


**TD-M • Metal Drum Base**

	PRODUCT CODE	PRICE	SIZE / INCHES			WEIGHT LBS	VOL FT3
			H	W	D		
	TD30M	2720	28	30	30	93	15
	TD22M	2563	28	22	22	70	8
	TD18M	2487	28	18	18	62	5

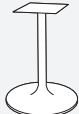
**TTSQ • Metal Flat Plate Column Base**

	PRODUCT CODE	PAINTED	BRUSHED CHROME	SIZE / INCHES			WEIGHT LBS	VOL FT3
				H	W	D		
	TTSQ30	2187	2274	28	30	30	80	14
	TTSQ23	1706	1792	28	23	23	55	12
	TTSQ18	1531	1618	28	18	18	45	8

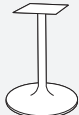
**TTSQ-BH • Metal Flat Plate Column Base - Bar Height**

	PRODUCT CODE	PAINTED	BRUSHED CHROME	SIZE / INCHES			WEIGHT LBS	VOL FT3
				H	W	D		
	TTSQ23BH	1949	2038	40.5	23	23	75	14
	TTSQ18BH	1775	1862	40.5	18	18	65	10

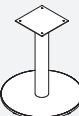
**TRUM • Metal Trumpet Column Base**

	PRODUCT CODE	PAINTED	BRUSHED CHROME	SIZE / INCHES			WEIGHT LBS	VOL FT3
				H	W	D		
	TRUM30	1136	1267	28	30	30	18	14
	TRUM24	700	831	28	24	24	16	12
	TRUM18	613	744	28	18	18	14	8

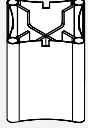
**TRUM-BH • Metal Trumpet Column Base - Bar Height**

	PRODUCT CODE	PAINTED	BRUSHED CHROME	SIZE / INCHES			WEIGHT LBS	VOL FT3
				H	W	D		
	TRUM24BH	1085	1186	40.5	24	24	26	14
	TRUM18BH	947	1048	40.5	18	18	24	16

**F-P • Metal Flat Plate Base**

	PRODUCT CODE	PAINTED	BRUSHED CHROME	SIZE / INCHES			WEIGHT LBS	VOL FT3
				H	W	D		
	F6P36	2797	3077	28	36	36	100	22
	F4P30	1788	1967	28	30	30	80	15
	F4P24	1360	1495	28	24	24	60	10
	F4P22	1322	1453	28	22	22	50	7
	F3P18	1266	1393	28	18	18	45	5

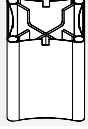
**TEX • Wood Base with Metal Post and PVC Corner Detail**



PRODUCT CODE	PRICE	SIZE / INCHES			WEIGHT LBS	VOL FT3
		H	W	D		
TEX30	2940	29	30	30	106	18
TEX24	1917	29	24	24	75	8
TEX18	1570	29	18	18	70	6

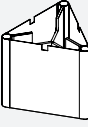
PVC Black or Tungsten

**TEXL • Wood Base with Metal Post and Anodized Aluminum Corner Detail**



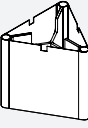
PRODUCT CODE	PRICE	SIZE / INCHES			WEIGHT LBS	VOL FT3
		H	W	D		
TEXL30	3090	29	30	30	106	18
TEXL24	2067	29	24	24	75	8
TEXL18	1720	29	18	18	70	6

**TET • Wood Triangular Base with Metal Post and PVC Corner Detail**



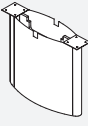
PRODUCT CODE	PRICE	SIZE / INCHES			WEIGHT LBS	VOL FT3
		H	W	D		
TET30	2210	29	32	27	78	14
TET24	1669	29	25	22	58	9
TET18	1249	29	19	17	45	5

**TETL • Wood Triangular Base with Metal Post and Anodized Aluminum Corner Detail**



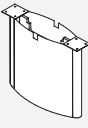
PRODUCT CODE	PRICE	SIZE / INCHES			WEIGHT LBS	VOL FT3
		H	W	D		
TETL30	2357	29	32	27	78	14
TETL24	1815	29	25	22	58	9
TETL18	1396	29	19	17	45	5

**TE • Wood Elliptical Base with Metal Post and PVC End Detail**



PRODUCT CODE	PRICE	SIZE / INCHES			WEIGHT LBS	VOL FT3
		H	W	D		
TE36	1642	28	36	7	60	6
TE30	1597	28	30	6	50	4
TE18	1539	28	18	5	30	2

**TEL • Wood Elliptical Base with Metal Post and Anodized Aluminum End Detail**



PRODUCT CODE	PRICE	SIZE / INCHES			WEIGHT LBS	VOL FT3
		H	W	D		
TEL36	1790	28	36	7	60	6
TEL30	1746	28	30	6	50	4
TEL18	1685	28	18	5	30	2

**SM • Metal Post Leg**



PRODUCT CODE	PAINTED	BRUSHED CHROME	SIZE / INCHES			WEIGHT LBS	VOL FT3
			H	W	D		
SM06	589	649	28	6 DIA		10	3
SM04	442	486	28	4 DIA		7	1
SM03	301	331	28	3 DIA		5	1

**SM-M • Metal Post Leg with Caster**



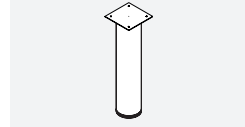
PRODUCT CODE	PAINTED	BRUSHED CHROME	SIZE / INCHES			WEIGHT LBS	VOL FT3
			H	W	D		
SM06M	658	723	28	6 DIA		10	3
SM04M	495	545	28	4 DIA		7	1
SM03M	356	393	28	3 DIA		5	1

**SN • Wood Post Leg**



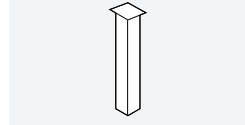
PRODUCT CODE	PRICE	SIZE / INCHES			WEIGHT LBS	VOL FT3
		H	W	D		
SN06	796	28	6 DIA		10	3
SN04	551	28	4 DIA		7	1
SN03	341	28	3 DIA		5	1

**SN-M • Wood Post Leg with Caster**



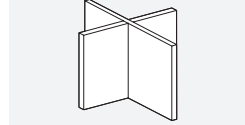
PRODUCT CODE	PRICE	SIZE / INCHES			WEIGHT LBS	VOL FT3
		H	W	D		
SN06M	988	28	6 DIA		10	3
SN04M	743	28	4 DIA		7	1
SN03M	532	28	3 DIA		5	1

**SMS • Square Metal Post Leg**



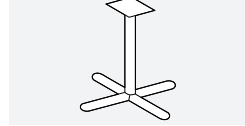
PRODUCT CODE	PAINTED	BRUSHED CHROME	SIZE / INCHES			WEIGHT LBS	VOL FT3
			H	W	D		
SMS4	367	405	28	4	4	7	1
SMS2.5	286	374	28	3	3	5	1

**TX • Wood “X” Shape Slab Base**



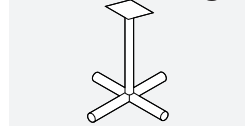
PRODUCT CODE	PRICE	SIZE / INCHES			WEIGHT LBS	VOL FT3
		H	W	D		
TX42	1811	28	42	3	180	20
TX36	1713	28	36	3	155	17
TX30	1233	28	30	3	133	15
TX22	1067	28	22	3	97	11

**TZ • Four Prong Metal Base - Prongs are radiused at ends**



PRODUCT CODE	PAINTED	BRUSHED CHROME	SIZE / INCHES			WEIGHT LBS	VOL FT3
			H	W	D		
TZ36	1026	1128	28	36	36	50	22
TZ26	856	942	28	26	26	45	11

**TT • Four Prong Metal Base - Prongs are flat at ends**



PRODUCT CODE	PAINTED	BRUSHED CHROME	SIZE / INCHES			WEIGHT LBS	VOL FT3
			H	W	D		
TT36	983	1080	28	36	36	40	22
TT26	814	893	28	26	26	36	11

**TTFLTX • Metal Flat Bar Column Base**



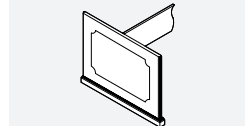
PRODUCT CODE	PAINTED	BRUSHED CHROME	SIZE / INCHES			WEIGHT LBS	VOL FT3
			H	W	D		
TTFLTX36	1837	2067	28	36	36	20	22
TTFLTX30	1791	2021	28	30	30	18	14
TTFLTX22	1723	1953	28	22	22	15	10

**TH • Wood Slab Base and Stretcher**



PRODUCT CODE	PRICE	SIZE / INCHES			WEIGHT LBS	VOL FT3
		H	W	D		
TH42	1872	28	42	3	148	2
TH36	1694	28	36	3	127	2
TH30	1233	28	30	3	106	2
TH22	1067	28	22	3	89	2

**PTH-PB • Philadelphia Series Wood Slab Base and Stretcher**



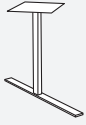
PRODUCT CODE	PRICE	SIZE / INCHES			WEIGHT LBS	VOL FT3
		H	W	D		
PTH42PB	2460	28	42	1	148	2
PTH36PB	2222	28	36	1	127	2
PTH30PB	1619	28	30	1	106	2
PTH22PB	1401	28	22	1	89	1

**TTFL3P • Metal Flat Bar Three Prong Column Base**



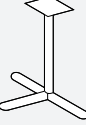
PRODUCT CODE	PAINTED	BRUSHED CHROME	SIZE / INCHES			WEIGHT LBS	VOL FT3
			H	W	D		
TTFL3P36	1723	1975	28.5	36		16	22
TTFL3P30	1700	1927	28.5	30		14	14
TTFL3P24	1653	1883	28.5	24		12	14
TTFL3P22	1629	1860	28.5	22		11	12
TTFL3P18	1607	1837	28.5	18		10	6

**TTFLT • Metal Flat Bar Column Base**



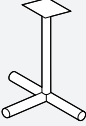
PRODUCT CODE	PAINTED	BRUSHED CHROME	SIZE / INCHES			WEIGHT LBS	VOL FT3
			H	W	D		
TTFLT36	1426	1607	28.5	36	14	3	
TTFLT30	1378	1562	28.5	30	12	2.5	
TTFLT24	1331	1517	28.5	24	10	2.5	
TTFLT22	1309	1493	28.5	22	9	2	
TTFLT18	1286	1470	28.5	18	8	1.5	

**TZE • Three Prong Metal Base - Prongs are radiused at ends**



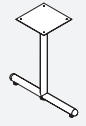
PRODUCT CODE	PAINTED	BRUSHED CHROME	SIZE / INCHES			WEIGHT LBS	VOL FT3
			H	W	D		
TZE36	865	949	28	36	36	45	22
TZE26	837	921	28	26	26	40	11

**TTE • Three Prong Metal Base - Prongs are flat at ends**



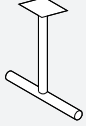
PRODUCT CODE	PAINTED	BRUSHED CHROME	SIZE / INCHES			WEIGHT LBS	VOL FT3
			H	W	D		
TTE36	820	902	28	36	36	36	22
TTE26	814	893	28	26	26	32	11

**TZM • Two Prong Metal Base - Prongs are radiused at ends**



PRODUCT CODE	PAINTED	BRUSHED CHROME	SIZE / INCHES			WEIGHT LBS	VOL FT3
			H	W	D		
TZM36	548	603	28	36	36	35	22
TZM26	471	519	28	26	26	30	11

**TTM • Two Prong Metal Base - Prongs are flat at ends**



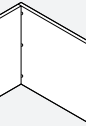
PRODUCT CODE	PAINTED	BRUSHED CHROME	SIZE / INCHES			WEIGHT LBS	VOL FT3
			H	W	D		
TTM36	515	530	28	36	36	28	22
TTM26	437	480	28	26	26	24	11

**TW • Wood “Y” Shape Slab Base**



PRODUCT CODE	PRICE	SIZE / INCHES			WEIGHT LBS	VOL FT3
		H	W	D		
TW42	1521	28	42	4	140	20
TW36	1339	28	36	4	120	17
TW30	1098	28	30	4	100	15
TW22	866	28	22	4	73	11

**TL • Wood “L” Shape Slab Base**



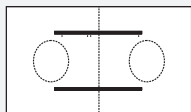
PRODUCT CODE	PRICE	SIZE / INCHES			WEIGHT LBS	VOL FT3
		H	W	D		
TL1236	875	28	36	12	49	7
TL1230	769	28	30	12	41	6
TL1224	712	28	24	12	33	5
TL1218	550	28	18	12	25	4
TL1212	439	28	12	12	13	2

**PTQA • Philadelphia Series Wood Queen Anne Base**



PRODUCT CODE	PRICE	SIZE / INCHES			WEIGHT LBS	VOL FT3
		H	W	D		
PTQA30	2516	28	30	30	73	15

**TSUP • Metal Support Bars**

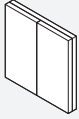


PRODUCT CODE	PRICE	SIZE / INCHES			WEIGHT	VOL
		H	W	D	LBS	FT3
TSUP102	957	2	102	1	19	1
TSUP96	898	2	96	1	18	1
TSUP90	831	2	90	1	17	1
TSUP84	768	2	84	1	16	1
TSUP78	703	2	78	1	15	1
TSUP72	639	2	72	1	14	1
TSUP66	575	2	66	1	13	1
TSUP60	514	2	60	1	12	1
TSUP54	449	2	54	1	11	1





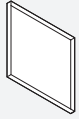
**VB • Visual Board**



PRODUCT CODE	PRICE	SIZE / INCHES			WEIGHT LBS	VOL FT3
		H	W	D		
VB4848E	2988	48	48	5	115	7
VB4848C	3871	48	48	5	115	7
VB4848G	3965	48	48	5	115	7

- Solid Wood Frame -Dovetail Joint

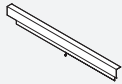
**VB-O • Visual Board without Doors**



PRODUCT CODE	PRICE	SIZE / INCHES			WEIGHT LBS	VOL FT3
		H	W	D		
VB4848O	2348	48	48	5	82	6

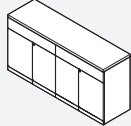
- Solid Wood Frame -Dovetail Joint

**VBS • Visual Board Projection Screen**



PRODUCT CODE	PRICE	SIZE / INCHES			WEIGHT LBS	VOL FT3
		H	W	D		
VBS	616	2	36	2	10	2

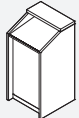
**CB • Buffet Server Credenza with Doors and Drawers**



PRODUCT CODE	PRICE					SIZE / INCHES			WEIGHT LBS	VOL FT3
	PB	K	M	V	U	H	W	D		
( )CB9022H36	11481	10982	9983	9983	9484	36	90	22	440	44
( )CB9020H36	10433	9980	9072	9072	8619	36	90	20	400	40
( )CB7222H36	7289	6972	6338	6338	6022	36	72	22	330	33
( )CB7220H36	6941	6639	6035	6035	5734	36	72	20	300	30
( )CB6022H36	6682	6391	5810	5810	5520	36	60	22	275	28
( )CB6020H36	6075	5811	5282	5282	5018	36	60	20	250	25

- If No Handle is specified DK25 is standard on Drawer Fronts. Doors will open with Touch Latch.
  - If silver Lock is specified, DK25 silver is standard
  - If black Lock is specified, DK25 oxide brass is standard
- If Philadelphia is specified DK25 is standard on Doors and Drawer Fronts
- For remaining Series, handles can be chosen from A.14

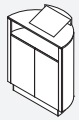
**LEC • Lectern with Doors and 1 Adj. Shelf**



PRODUCT CODE	PRICE					SIZE / INCHES			WEIGHT LBS	VOL FT3
	PB	K	M	V	U	H	W	D		
( )LEC3624	5499	5260	4781	4781	4542	48	36	24	240	24
( )LEC3024	4582	4383	3984	3984	3785	48	30	24	200	20
( )LEC2424	3663	3504	3185	3185	3026	48	24	24	160	16

- If No Handle is specified doors will open with Touch Latch

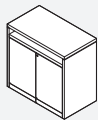
**LEC-CURV • Lectern half round with Doors and white Decorative Panel**



PRODUCT CODE	PRICE	SIZE / INCHES			WEIGHT LBS	VOL FT3
		H	W	D		
VLEC3620CURV	5795	48	36.5	20	210	22

- If No Handle is specified doors will open with Touch Latch
- White Decorative Panel is standard. For optional solid colours see A.13.
- LED Snake Light and Microphone is optional (see G.8)

**TV • Mobile Utility Table for projection, with Doors and 1 Adj. Shelf**

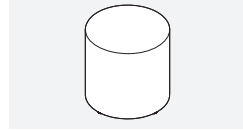


PRODUCT CODE	PRICE					SIZE / INCHES			WEIGHT LBS	VOL FT3
	PB	K	M	V	U	H	W	D		
( )TV3620M	3077	2943	2675	2675	2542	34	36	20	121	10

- If No Handle is specified doors will open with Touch Latch

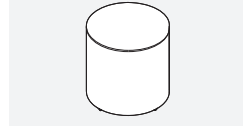


**TRO • Toronto Drum Occasional Table**



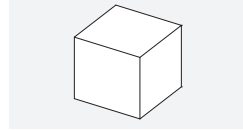
PRODUCT CODE	PRICE	SIZE / INCHES			WEIGHT LBS	VOL FT3
		H	W	D		
TRO36H20	1944	20	36	36	67	15
TRO30H20	1759	20	30	30	46	10
TRO22H20	1502	20	22	22	26	6
TRO18H20	1453	20	18	18	17	4
TRO36H17	1884	17	36	36	67	13
TRO30H17	1706	17	30	30	46	9
TRO22H17	1454	17	22	22	26	5
TRO18H17	1403	17	18	18	17	3

**TRO-GL • Toronto Drum Occasional Table with 1/4" Clear Glass Top**



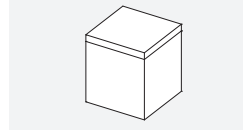
PRODUCT CODE	PRICE	SIZE / INCHES			WEIGHT LBS	VOL FT3
		H	W	D		
TRO36H20GL	3592	20	36	36	67	15
TRO30H20GL	2906	20	30	30	46	10
TRO22H20GL	2120	20	22	22	26	6
TRO18H20GL	1863	20	18	18	17	4
TRO36H17GL	3531	17	36	36	67	13
TRO30H17GL	2850	17	30	30	46	9
TRO22H17GL	2069	17	22	22	26	5
TRO18H17GL	1816	17	18	18	17	3

**TRE • Toronto Cube Occasional Table**



PRODUCT CODE	PRICE	SIZE / INCHES			WEIGHT LBS	VOL FT3
		H	W	D		
TRE36H20	1796	20	36	36	97	19
TRE30H20	1612	20	30	30	76	13
TRE22H20	1353	20	22	22	52	8
TRE18H20	1305	20	18	18	41	5
TRE36H17	1736	17	36	36	90	16
TRE30H17	1558	17	30	30	69	12
TRE22H17	1306	17	22	22	46	7
TRE18H17	1253	17	18	18	36	4

**TRE-CU • Toronto Cube Occasional Table with Cushion**



PRODUCT CODE	PRICE	SIZE / INCHES			WEIGHT LBS	VOL FT3
		H	W	D		
TRE18H20CU	1676	20	18	18	41	5

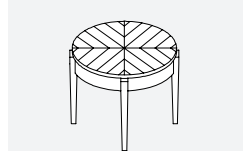
- Overall height of the Cube Table is 20", includes 2" Cushion
- Note: Seating Fabric Grade 2 is standard.
- Please visit: [www.globalfurnituregroup.com](http://www.globalfurnituregroup.com) and find your fabric selection under Resources - Fabrics & Finishes

**DRO • Dakar Occasional Table**



PRODUCT CODE	PRICE	SIZE / INCHES			WEIGHT LBS	VOL FT3
		H	W	D		
DRO36H20	1757	20	36	36	45	15
DRO30H20	1595	20	30	30	31	10
DRO22H20	1362	20	22	22	17	6
DRO18H20	1313	20	18	18	11	4
DRO36H17	1701	17	36	36	45	13
DRO30H17	1542	17	30	30	31	9
DRO22H17	1313	17	22	22	17	5
DRO18H17	1274	17	18	18	11	3

**IRO • Istanbul Round Occasional Table**



PRODUCT CODE	PRICE	SIZE / INCHES			WEIGHT LBS	VOL FT3
		H	W	D		
IRO38H20	2043	20	38	38	50	17
IRO32H20	1937	20	32	32	36	12
IRO24H20	1579	20	24	24	20	7
IRO20H20	1522	20	20	20	14	5
IRO38H17	1978	17	38	38	50	14
IRO32H17	1791	17	32	32	36	10
IRO24H17	1522	17	24	24	20	6
IRO20H17	1477	17	20	20	14	4

## HRO • Hanover Round Occasional Table



PRODUCT CODE	PRICE	SIZE / INCHES			WEIGHT LBS	VOL FT3
		H	W	D		
HRO38H20	1944	20	38	38	50	17
HRO32H20	1843	20	32	32	36	12
HRO24H20	1502	20	24	24	20	7
HRO20H20	1453	20	20	20	14	5
HRO38H17	1884	17	38	38	50	14
HRO32H17	1706	17	32	32	36	10
HRO24H17	1453	17	24	24	20	6
HRO20H17	1405	17	20	20	14	4

## IOV • Istanbul Oval Occasional Table



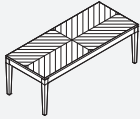
PRODUCT CODE	PRICE	SIZE / INCHES			WEIGHT LBS	VOL FT3
		H	W	D		
IOV4224H20	2455	20	42	24	35	12
IOV2418H20	2126	20	24	18	15	5
IOV4224H17	2384	17	42	24	35	10
IOV2418H17	2067	17	24	18	15	4

## HOV • Hanover Oval Occasional Table



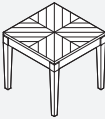
PRODUCT CODE	PRICE	SIZE / INCHES			WEIGHT LBS	VOL FT3
		H	W	D		
HOV4224H20	2340	20	42	24	35	12
HOV2418H20	2025	20	24	18	15	5
HOV4224H17	2270	17	42	24	35	10
HOV2418H17	1967	17	24	18	15	4

## IRE • Istanbul Rectangular Occasional Table



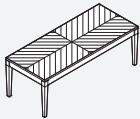
PRODUCT CODE	PRICE	SIZE / INCHES			WEIGHT LBS	VOL FT3
		H	W	D		
IRE5420H20	1802	20	54	20	38	13
IRE4820H20	1722	20	48	20	33	11
IRE4220H20	1639	20	42	20	24	10
IRE1824H20	1394	20	18	24	15	5
IRE5420H17	1752	17	54	20	38	11
IRE4820H17	1670	17	48	20	33	9
IRE4220H17	1591	17	42	20	24	8
IRE1824H17	1350	17	18	24	15	4

## IRE • Istanbul Square Occasional Table



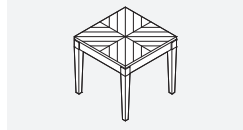
PRODUCT CODE	PRICE	SIZE / INCHES			WEIGHT LBS	VOL FT3
		H	W	D		
IRE3636H20	1566	20	36	36	45	15
IRE3030H20	1497	20	30	30	31	10
IRE2424H20	1439	20	24	24	20	7
IRE1818H20	1341	20	18	18	11	4
IRE3636H17	1522	17	36	36	45	13
IRE3030H17	1455	17	30	30	31	9
IRE2424H17	1398	17	24	24	20	6
IRE1818H17	1302	17	18	18	11	3

## HRE • Hanover Rectangular Occasional Table



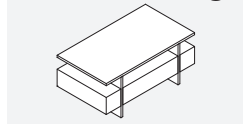
PRODUCT CODE	PRICE	SIZE / INCHES			WEIGHT LBS	VOL FT3
		H	W	D		
HRE5420H20	1720	20	54	20	38	13
HRE4820H20	1639	20	48	20	33	11
HRE4220H20	1561	20	42	20	24	10
HRE1824H20	1327	20	18	24	15	5
HRE5420H17	1671	17	54	20	38	11
HRE4820H17	1591	17	48	20	33	9
HRE4224H17	1515	17	42	20	24	8
HRE1824H17	1286	17	18	24	15	4

**HRE • Hanover Square Occasional Table**



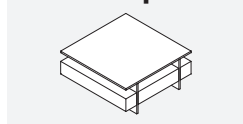
PRODUCT CODE	PRICE	SIZE / INCHES			WEIGHT LBS	VOL FT3
		H	W	D		
HRE3636H20	1494	20	36	36	45	15
HRE3030H20	1428	20	30	30	31	10
HRE2424H20	1373	20	24	24	20	7
HRE1818H20	1277	20	18	18	11	4
HRE3636H17	1453	17	36	36	45	13
HRE3030H17	1388	17	30	30	31	9
HRE2424H17	1331	17	24	24	20	6
HRE1818H17	1240	17	18	18	11	3

**REGL • Rectangular Occasional Table with 1/2" Tempered Glass Top**



PRODUCT CODE	PRICE	SIZE / INCHES			WEIGHT LBS	VOL FT3
		H	W	D		
REGL4820H15	2281	15	48	20	129	11
REGL3620H15	2145	15	36	20	105	9

**REGL • Square Occasional Table with 1/2" Tempered Glass Top**



PRODUCT CODE	PRICE	SIZE / INCHES			WEIGHT LBS	VOL FT3
		H	W	D		
REGL3636H15	2281	15	36	36	175	15
REGL3030H15	2145	15	30	30	130	11
REGL2424H15	1953	15	24	24	80	7

**IRE • Istanbul Parson Table**



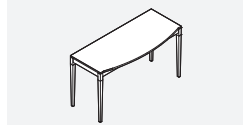
PRODUCT CODE	PRICE	SIZE / INCHES			WEIGHT LBS	VOL FT3
		H	W	D		
IRE5420H29	2357	29	54	20	45	18

**HRE • Hanover Parsons Table**



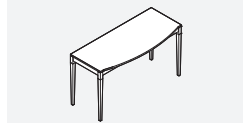
PRODUCT CODE	PRICE	SIZE / INCHES			WEIGHT LBS	VOL FT3
		H	W	D		
HRE5420H29	2244	29	54	20	45	18

**IMRE • Istanbul Parson Bow Table**



PRODUCT CODE	PRICE	SIZE / INCHES			WEIGHT LBS	VOL FT3
		H	W	D		
IMRE5420H29	2595	29	54	20	45	18

**HMRE • Hanover Parson Bow Table**



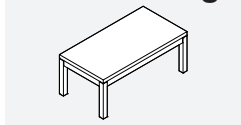
PRODUCT CODE	PRICE	SIZE / INCHES			WEIGHT LBS	VOL FT3
		H	W	D		
HMRE5420H29	2472	29	54	20	45	18

**KSP • Nesting Table Set with Mitred Corners**



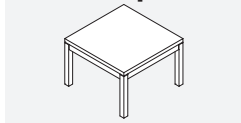
PRODUCT CODE	PRICE	SIZE / INCHES			WEIGHT LBS	VOL FT3
		H	W	D		
SET 1						
KSP4818H36	2532	36	48	18	94	22
KSP3618H27	1900	27	36	18	85	17
KSP2418H17	1689	17	24	18	50	6
SET 2						
KSP4218H36	2217	36	42	18	90	20
KSP3018H27	1584	27	30	18	81	14
KSP1818H17	949	17	18	18	45	5
SET 3						
KSP3618H36	1900	36	36	18	85	17
KSP2818H27	1478	27	28	18	80	14
KSP2018H17	1057	17	20	18	47	5

**CT-L2 • Rectangular Coffee Table with 2" Square Legs**



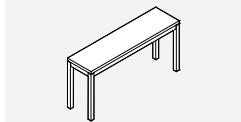
PRODUCT CODE	PRICE					SIZE / INCHES			WEIGHT	VOL
	PB	K	M	V	U	H	W	D	LBS	FT3
CT4222H17L2	1725	1649	1497	1497	1423	17	42	22	71	9

**CT-L2 • Square Coffee Table with 2" Square Legs**



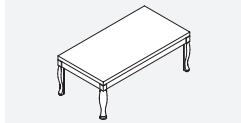
PRODUCT CODE	PRICE					SIZE / INCHES			WEIGHT	VOL
	PB	K	M	V	U	H	W	D	LBS	FT3
CT3030H20L2	1725	1649	1497	1497	1423	20	30	30	79	10

**ST • Sofa Table with 2" Square Legs**



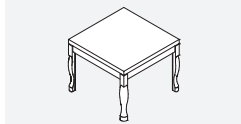
PRODUCT CODE	PRICE					SIZE / INCHES			WEIGHT	VOL
	PB	K	M	V	U	H	W	D	LBS	FT3
ST6016H29	3311	3164	2881	2881	2737	29	60	16	113	16

**QACT • Queen Anne Rectangular Coffee Table**



PRODUCT CODE	PRICE					SIZE / INCHES			WEIGHT	VOL
	PB	K	M	V	U	H	W	D	LBS	FT3
QACT4222H17	3445					17	42	44	40	6

**QAET • Queen Anne Square Coffee Table**



PRODUCT CODE	PRICE					SIZE / INCHES			WEIGHT	VOL
	PB	K	M	V	U	H	W	D	LBS	FT3
QAET2424H20	2758					20	24	24	64	9

**TEAM COLLABORATION CENTRE • GENERAL INFORMATION**

**Team Collaboration Centre Detailing:**

Collaboration Centre Tops are edgebanded with solid walnut, cherry, maple, oak that band edge tops 1/8" ("U" Edge) wide by an overall thickness of 1 3/8".

For 29" Desk Height the Backpanel Height will be 65".  
For 42" Desk Height the Backpanel Height will be 72".

Pedestal Bases and Aprons are offered in LP Laminate. Standard colours available are:

- Black: 159560LP
- Custom Grey (Silver): S548LP
- Designer White: S645LP

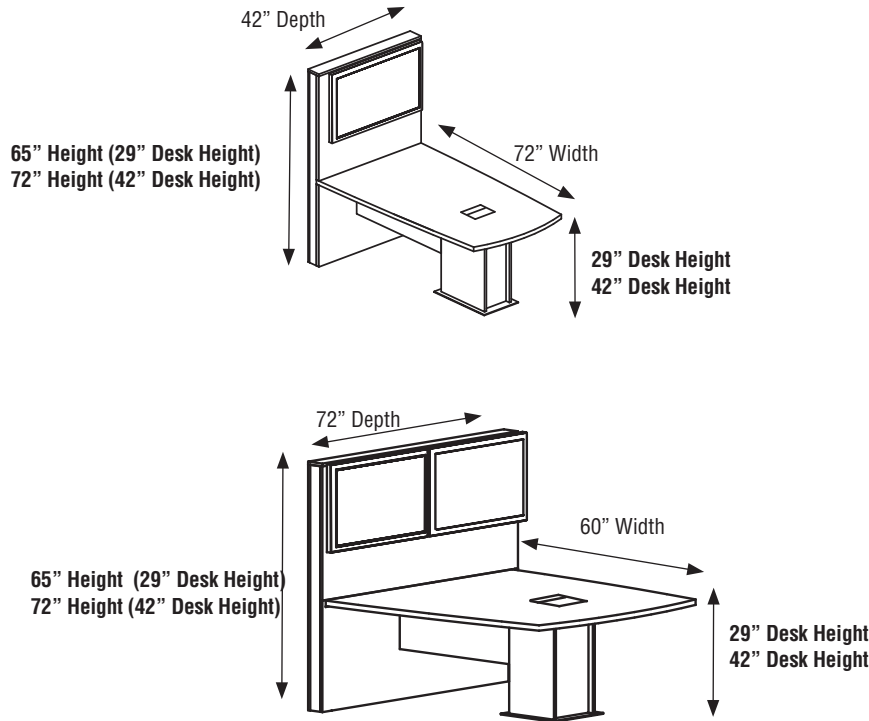
Decorative Metal Baseplate is included. Standard colours available are:

- Black (E)
- Tungsten (Silver) (K)
- Brushed Chrome (P) (Surcharge will apply)
- White (Designer White) (DWTT)

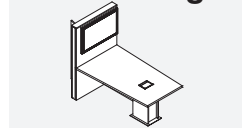
All Team Collaboration Centre are equipped with a ESMR201A and a HDMI Switch, as well as

TV Mount Hardware (FVMED)

**Note:** Monitors are not included!

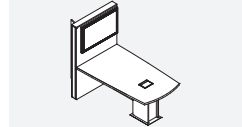


**TWE-U • Wedge Shaped Collaboration Centre with Full Back and Mono Base**



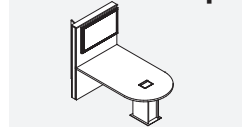
PRODUCT CODE	PRICE	SIZE / INCHES			WEIGHT LBS	VOL FT3
		H	W	D		
TWE7242H2965U	11695	65/29	72	42	280	26
TWE6072H2965U	13389	65/29	60	72	406	40
TWE7242H4272U	12773	72/42	72	42	303	30
TWE6072H4272U	14617	72/42	60	72	424	45

**TBOBE-U • Boat Shaped Collaboration Centre with Full Back and Mono Base**



PRODUCT CODE	PRICE	SIZE / INCHES			WEIGHT LBS	VOL FT3
		H	W	D		
TBOBE7242H2965U	11843	65/29	72	42	280	26
TBOBE6072H2965U	13536	65/29	60	72	406	40
TBOBE7242H4272U	12919	72/42	72	42	303	30
TBOBE6072H4272U	14765	72/42	60	72	424	45

**TD-U • "D" Shaped Collaboration Centre with Full Back and Mono Base**

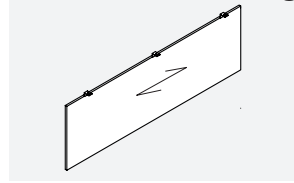


PRODUCT CODE	PRICE	SIZE / INCHES			WEIGHT LBS	VOL FT3
		H	W	D		
TD7242H2965U	11843	65/29	72	42	280	26
TD6072H2965U	13536	65/29	60	72	406	40
TD7242H4272U	12919	72/42	72	42	303	30
TD6072H4272U	14765	72/42	60	72	424	45



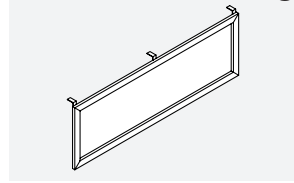


**CMP-W • Wood Straight Modesty Panel hanging from Top**



PRODUCT CODE	PRICE	SIZE / INCHES			WEIGHT LBS	VOL FT <sup>3</sup>
		H	W	D		
CMP72W	1195	18	67		20	1
CMP66W	1157	18	61		18	1
CMP60W	1137	18	55		16	1
CMP54W	1118	18	49		14	1
CMP48W	1101	18	43		13	1

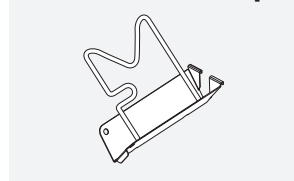
**CMP-G • Glass Straight Modesty Panel hanging from Top**



PRODUCT CODE	PRICE	SIZE / INCHES			WEIGHT LBS	VOL FT <sup>3</sup>
		H	W	D		
CMP72G	2153	18	67		20	1
CMP66G	2034	18	61		18	1
CMP60G	1859	18	55		16	1
CMP54G	1733	18	49		14	1
CMP48G	1653	18	43		13	1

- Aluminum framed glass modesty panel with frosted glass is standard
- For white back painted glass, please contact Customer Service for pricing

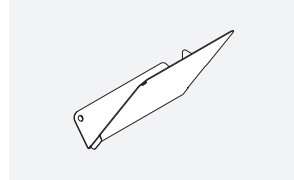
**BAFS01 • Metal Flip Sorter - Accessory Rail mounted**



PRODUCT CODE	PRICE	SIZE / INCHES			WEIGHT LBS	VOL FT <sup>3</sup>
		H	W	D		
BAFS01	41	9.25	2.75	9.25	0.6	0.14

- Please specify the Metal Colour: Black (E), Tungsten (K) or Designer White (DWT)
- Rail mounted Metal Flip Sorter comes with nickel plated wire

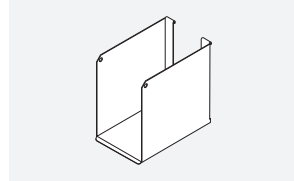
**BASS01 • Metal Slant Sorter - Accessory Rail mounted**



PRODUCT CODE	PRICE	SIZE / INCHES			WEIGHT LBS	VOL FT <sup>3</sup>
		H	W	D		
BASS01R	36	9.5	5	10.25	1	0.28
BASS01L	36	9.5	5	10.25	1	0.28

- Please specify the Metal Colour: Black (E), Tungsten (K) or Designer White (DWT)

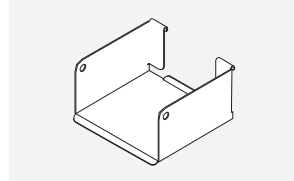
**BABB01 • Metal Binder Bin - Accessory Rail mounted**



PRODUCT CODE	PRICE	SIZE / INCHES			WEIGHT LBS	VOL FT <sup>3</sup>
		H	W	D		
BABB01	58	9	4	10.25	1.85	0.21

- Please specify the Metal Colour: Black (E), Tungsten (K) or Designer White (DWT)

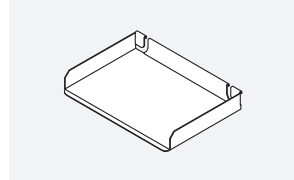
**BAMB01 • Metal Media Bin - Accessory Rail mounted**



PRODUCT CODE	PRICE	SIZE / INCHES			WEIGHT LBS	VOL FT <sup>3</sup>
		H	W	D		
BAMB01	43	3	5.75	5.25	0.8	0.05

- Please specify the Metal Colour: Black (E), Tungsten (K) or Designer White (DWT)

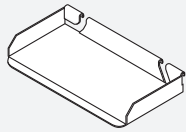
**BALT01 • Metal Letter Tray - Accessory Rail mounted**



PRODUCT CODE	PRICE	SIZE / INCHES			WEIGHT LBS	VOL FT <sup>3</sup>
		H	W	D		
BALT01	43	2	13.5	9.25	0.5	0.15
BALT01LGL	58					

- Please specify the Metal Colour: Black (E), Tungsten (K) or Designer White (DWT)

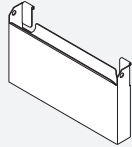
**BAUT01 • Metal Utility Tray - Accessory Rail mounted**



PRODUCT CODE	PRICE	SIZE / INCHES			WEIGHT LBS	VOL FT3
		H	W	D		
BAUT01	33	1	8.5	3.75	0.5	0.02

• Please specify the Metal Colour: Black (E), Tungsten (K) or Designer White (DWT)

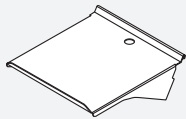
**BAPP01 • Metal Paper Pocket - Accessory Rail mounted**



PRODUCT CODE	PRICE	SIZE / INCHES			WEIGHT LBS	VOL FT3
		H	W	D		
BAPP01	72	9	16	2.75	2	0.25

• Please specify the Metal Colour: Black (E), Tungsten (K) or Designer White (DWT)

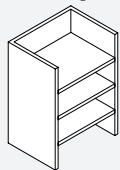
**BATH01 • Telephone Holder - Accessory Rail mounted**



PRODUCT CODE	PRICE	SIZE / INCHES			WEIGHT LBS	VOL FT3
		H	W	D		
BATH01	68	2	9	10	2	0.26

• Please specify the Metal Colour: Black (E), Tungsten (K) or Designer White (DWT)

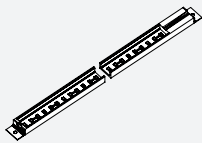
**CPH-H16 • Paper Organizer, Legal & Letter Format**



PRODUCT CODE	PRICE	SIZE / INCHES			WEIGHT LBS	VOL FT3
		H	W	D		
CPH161226	815	27	16	12	20	3
CPH161223	689	23	16	12	18	3
CPH161219	524	20	16	12	15	2
CPH131226	660	27	13	12	16	2
CPH131223	560	23	13	12	15	2
CPH131219	424	20	13	12	12	2

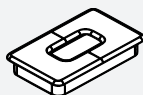
• Please specify the Metal Colour: Black (E), Tungsten (K) or Designer White (DWT)

**LED • LED Light**



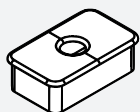
PRODUCT CODE	PRICE	SIZE / INCHES			WEIGHT LBS	VOL FT3
		H	W	D		
FLED48	628	1	48	1	1	1
FLED36	509	1	36	1	1	1
FLED24	384	1	24	1	1	1

**GM5 • Rectangular Grommet - Metal**



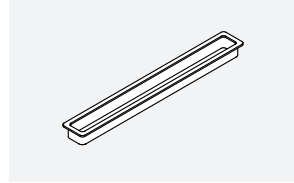
PRODUCT CODE	PRICE	SIZE / INCHES			WEIGHT LBS	VOL FT3
		H	W	D		
GM5E (Black)	85		3.5	2		
GM5K (Tungsten)	85		3.5	2		

**GM5-P • Rectangular Grommet - Plastic**



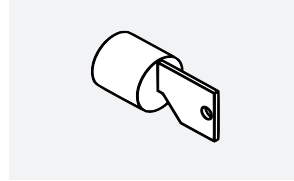
PRODUCT CODE	PRICE	SIZE / INCHES			WEIGHT LBS	VOL FT3
		H	W	D		
GM5EP (Black)	48		3.5	2		
GM5KP (Tungsten)	48		3.5	2		

**GM17 • Ventilation Grommet**



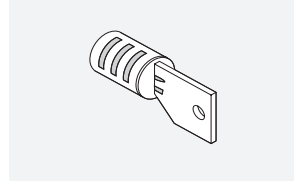
PRODUCT CODE	PRICE	SIZE / INCHES			WEIGHT LBS	VOL FT3
		H	W	D		
GM17 (Black)	97	1	17	2		

**LO • Lock Assembly**



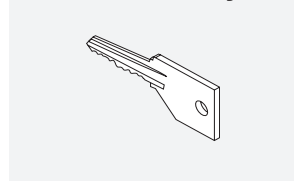
PRODUCT CODE	PRICE	SIZE / INCHES			WEIGHT LBS	VOL FT3
		H	W	D		
LO (Black)	110		3.5	2		
LO/C (Tungsten)	110		3.5	2		

**LOB • Lock Drum with Key**



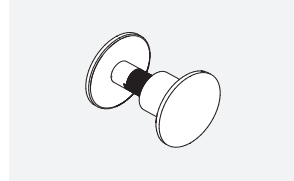
PRODUCT CODE	PRICE	SIZE / INCHES			WEIGHT LBS	VOL FT3
		H	W	D		
LOB (Black)	18					
LOB/C (Tungsten)	18					

**LOCK • Lock Key**



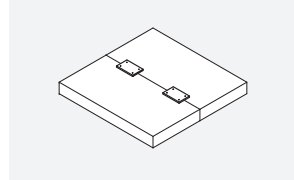
PRODUCT CODE	PRICE	SIZE / INCHES			WEIGHT LBS	VOL FT3
		H	W	D		
LOCK	12					

**QC • Quick Connector**



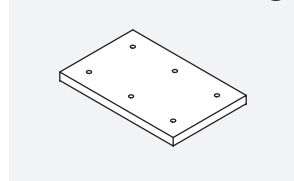
PRODUCT CODE	PRICE	SIZE / INCHES			WEIGHT LBS	VOL FT3
		H	W	D		
QC	9					

**MP-53 • Set of 2 Mending Plates**



PRODUCT CODE	PRICE	SIZE / INCHES			WEIGHT LBS	VOL FT3
		H	W	D		
MP-53 (Black)	24	0.5	5	3	3	2

**DCW • Counter Weight for Pedestal and Lateral Files**



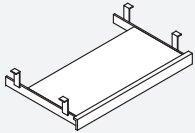
PRODUCT CODE	PRICE	SIZE / INCHES			WEIGHT LBS	VOL FT3
		H	W	D		
DCW35	253	1	35	18	52	1
DCW30	131	1	30	18	46	1
DCW15	120	1	15	18	25	1

**LFR • Reinforced Bottom for Lateral File**



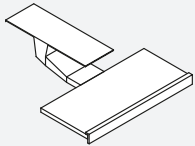
PRODUCT CODE	PRICE	SIZE / INCHES			WEIGHT LBS	VOL FT3
		H	W	D		
LFR36 (Black)	215	1	36	18	12	1
LFR30 (Black)	182	1	30	18	10	1
LFR1520 (Black)	117	1	12	20	4	1
LFR1518 (Black)	105	1	12	18	4	1

**KD • Keyboard Drawer with Slides**



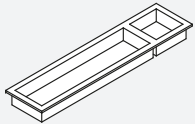
PRODUCT CODE	PRICE	SIZE / INCHES			WEIGHT LBS	VOL FT3
		H	W	D		
KD30	765	1	30	10	16	1
KD22	688	1	22	10	12	1

**AKD • Fully Adjustable Keyboard Surface**



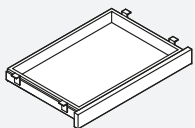
PRODUCT CODE	PRICE	SIZE / INCHES			WEIGHT LBS	VOL FT3
		H	W	D		
AKD30	1063	1	30	10	24	1
AKD22	988	1	22	10	18	1

**PT • Plastic Pencil Tray**



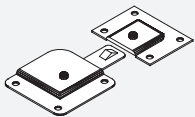
PRODUCT CODE	PRICE	SIZE / INCHES			WEIGHT LBS	VOL FT3
		H	W	D		
PT (Black)	13	1	12.5	3	2	1

**CD • Desk and Credenza Centre Drawer**



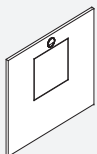
PRODUCT CODE	PRICE	SIZE / INCHES			WEIGHT LBS	VOL FT3
		H	W	D		
CD	573	2	23	21	8	1

**TGANG • Table Hang Support**



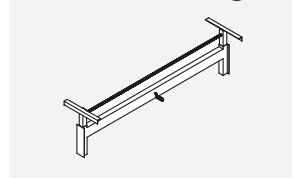
PRODUCT CODE	PRICE	SIZE / INCHES			WEIGHT LBS	VOL FT3
		H	W	D		
TGANG (Black)	101	1	4	2.5		

**ADD • Back Panel Access Door**

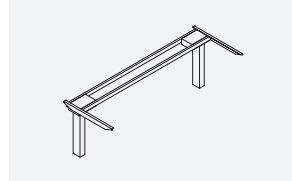


PRODUCT CODE	PRICE	SIZE / INCHES			WEIGHT LBS	VOL FT3
		H	W	D		
ADD1818	659	18	18		5.5	1
ADD1212	550	12	12		2.5	1

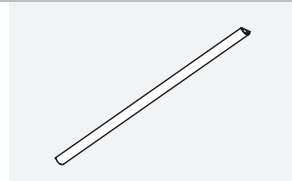
**AM • Manual Height Adjustment Mechanism, Factory Installed**



PRODUCT CODE	PRICE	SIZE / INCHES			WEIGHT LBS	VOL FT3
		H	W	D		
AM (Black)	3141	24-34	30-72	1	12	3

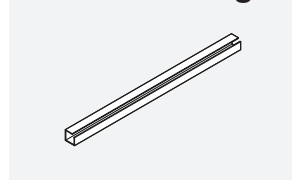


PRODUCT CODE	PRICE	SIZE / INCHES			WEIGHT LBS	VOL FT3
		H	W	D		
AME (Black)	3399					



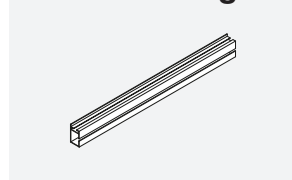
PRODUCT CODE	PRICE	SIZE / INCHES			WEIGHT LBS	VOL FT3
		H	W	D		
WH24 (Black)	64	24	1	1	1	1

**C2M • Wire Management Track**



PRODUCT CODE	PRICE	SIZE / INCHES			WEIGHT LBS	VOL FT3
		H	W	D		
C2M72 (Black)	94	2	72	2	1.8	1
C2M60 (Black)	79	2	60	2	1.5	1
C2M48 (Black)	64	2	48	2	1.2	1
C2M36 (Black)	48	2	36	2	0.9	1
C2M24 (Black)	34	2	24	2	0.6	1
C2M12 (Black)	18	2	12	2	0.3	1

**CM • Wire Management Track**



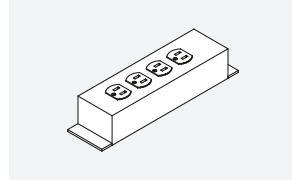
PRODUCT CODE	PRICE	SIZE / INCHES			WEIGHT LBS	VOL FT3
		H	W	D		
CM72 (Black)	190	4	72	2	1.2	1
CM60 (Black)	157	4	60	2	1.0	1
CM48 (Black)	127	4	48	2	0.8	1
CM36 (Black)	97	4	36	2	0.6	1
CM24 (Black)	67	4	24	2	0.4	1
CM12 (Black)	36	4	12	2	0.2	1

**VVACSBLK • Wire Management Snake**



PRODUCT CODE	PRICE	SIZE / INCHES			WEIGHT LBS	VOL FT3
		H	W	D		
VVACSBLK (Black)	238	39	2	2	3	0.5

**PB • Power Bar with 4 Simplex Receptacles, 8' Cord**



PRODUCT CODE	PRICE	SIZE / INCHES			WEIGHT LBS	VOL FT3
		H	W	D		
PB	227	2	10	2	1	1

**DSRTMCS401 • Recessed Power Block**



PRODUCT CODE	PRICE		SIZE / INCHES			WEIGHT	VOL
			H	W	D	LBS	FT3
	578	B = Black	4.86	10.78	4.22	4.3	.51
	578	T = Tungsten	4.86	10.78	4.22	4.3	.51
DSRTMCS401W	578	W = Designer White	4.86	10.78	4.22	4.3	.51

- Single sided recessed power block with 1 regular duplex and 1 data knock-out on top, 1 power duplex on bottom. 10 ft power cord with straight plug.
- Telecom plates ordered separately.
- Cutout for each Recessed power block is available at an upcharge \$91.

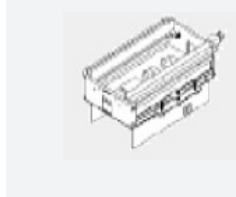
**DSRTMCS421 • Recessed Power Block**



PRODUCT CODE	PRICE		SIZE / INCHES			WEIGHT	VOL
			H	W	D	LBS	FT3
DSRTMCS421B	759	B = Black	4.86	10.78	4.22	4.5	.51
DSRTMCS421T	759	T = Tungsten	4.86	10.78	4.22	4.5	.51
DSRTMCS421W	759	W = Designer White	4.86	10.78	4.22	4.5	.51

- Single sided recessed power block with 1 power & USB A+C duplex and 1 data knock-out on top, 1 power duplex on bottom. USB Type A port charges max 2.4 amps at 5V and Type C port charges max 3 amps at 5V. 10 ft power cord with straight plug.
- Telecom plates ordered separately.
- Cutout for each Recessed power block is available at an upcharge \$91.

**DSRTMCD602 • Recessed Power Block**



PRODUCT CODE	PRICE		SIZE / INCHES			WEIGHT	VOL
			H	W	D	LBS	FT3
DSRTMCD602B	660	B = Black	4.86	10.78	6.22	5.9	.51
DSRTMCD602T	660	T = Tungsten	4.86	10.78	6.22	5.9	.51
DSRTMCD602W	660	W = Designer White	4.86	10.78	6.22	5.9	.51

- Double sided recessed power block with 2 regular power duplexes and 2 data knock-outs on top, 1 power duplex on bottom. 10 ft power cord with straight plug.
- Telecom plates ordered separately.
- Cutout for each Recessed power block is available at an upcharge \$91.

**DSRTMCD622 • Recessed Power Block**



PRODUCT CODE	PRICE		SIZE / INCHES			WEIGHT	VOL
			H	W	D	LBS	FT3
DSRTMCD622B	831	B = Black	4.86	10.78	6.22	6.1	.51
DSRTMCD622T	831	T = Tungsten	4.86	10.78	6.22	6.1	.51
DSRTMCD622W	831	W = Designer White	4.86	10.78	6.22	6.1	.51

- Double sided recessed power block with 1 regular power duplex, 1 power & USB A+C duplex and 2 data knock-outs on top, 1 power duplex on bottom. USB Type A port charges max 2.4 amps at 5V and Type C port charges max 3 amps at 5V. 10 ft power cord with straight plug.
- Telecom plates ordered separately.
- Cutout for each Recessed power block is available at an upcharge \$91.

**DSRTMCD642 • Recessed Power Block**



PRODUCT CODE	PRICE		SIZE / INCHES			WEIGHT	VOL
			H	W	D	LBS	FT3
DSRTMCD642B	1001	B = Black	4.86	10.78	6.22	6.3	.51
DSRTMCD642T	1001	T = Tungsten	4.86	10.78	6.22	6.3	.51
DSRTMCD642W	1001	W = Designer White	4.86	10.78	6.22	6.3	.51

- Double sided recessed power block with 2 power & USB A+C duplexes and 2 data knock-outs on top, 1 power duplex on bottom. USB Type A port charges max 2.4 amps at 5V and Type C port charges max 3 amps at 5V. 10 ft power cord with straight plug.
- Telecom plates ordered separately.
- Cutout for each Recessed power block is available at an upcharge \$91.

**ABLBB • Telcom Plate**



PRODUCT CODE	PRICE	SIZE / INCHES			WEIGHT LBS	VOL FT3
		H	W	D		
ABLBB	283					

- Black telcom plate with two RJ45 cat 6 data


**ABLBBBB • Telcom Plate**



PRODUCT CODE	PRICE	SIZE / INCHES			WEIGHT LBS	VOL FT3
		H	W	D		
ABLBBBB	552					

- Black telcom plate with four RJ45 cat 6 data


**ABLABC514 • Telcom Plate**



PRODUCT CODE	PRICE	SIZE / INCHES			WEIGHT LBS	VOL FT3
		H	W	D		
ABLABC514	441					

- Black telcom plate with one RJ11 cat 3 phone, one RJ45 cat 6 data, one mini stereo and 15 pin HD VGA

**ABLC51L • Telcom Plate**



PRODUCT CODE	PRICE	SIZE / INCHES			WEIGHT LBS	VOL FT3
		H	W	D		
ABLC51L	629					

- Black telcom plate with one mini stereo, one 15 pin HD VGA and one HDMI


**ABLABC45 • Telcom Plate**



PRODUCT CODE	PRICE	SIZE / INCHES			WEIGHT LBS	VOL FT3
		H	W	D		
ABLABC45	493					

- Black telcom plate with one RJ11 cat 3 phone, one RJ45 cat 6 data and one HDMI

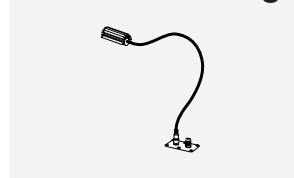
**ABL102102 • Telcom Plate**



PRODUCT CODE	PRICE	SIZE / INCHES			WEIGHT LBS	VOL FT3
		H	W	D		
ABL102102	257					

- Black telcom plate with two USB

**LIG • LED Snake Light with dimmer**



PRODUCT CODE	PRICE	SIZE / INCHES			WEIGHT LBS	VOL FT3
		H	W	D		
LIG400	316	13	6.5	2.5	1	1



PRODUCT CODE	PRICE	SIZE / INCHES			WEIGHT	VOL
		H	W	D	LBS	FT3
MIC400	827	24	2	2	1	1