

Tables and Receptions Price List

Effective January 2025 Canada



globalfurnituregroup.com

T
DISTRIBUTION



General Information

A

Where to Order / How to Order	A.7
Series Details	A.8
General Installation / Maintenance	A.11
Limited Lifetime Warranty	A.12
Finish Options	A.13
Edge Options	A.14
Key Alike Form	A.15



GCLCUS • Left End Gallery/Reception
B.4



GCCCUS • Gallery/Reception Centre Desk
B.4



GCKCUS • Freestanding Gallery/Reception with
Recessed Kickplate
B.4



GTTCUS • Curved Transaction Counter
B.4



VGTCUS • Reception
B.4



VGRCUS • Right add-on, for VGTCUS
B.5



VGLCUS • Left add-on, for VGTCUS
B.5



VGCKCUS • Reception with Raised Decorative
Front Panel
B.5



GTT • Rectangular Transaction Counter
B.5



GTTM • Bow Front Transaction Counter
B.5



GTTMA • Bow Front Transaction Counter with
45° mitred ends
B.5



GTTA • Rectangular Transaction Counter with
45° mitred ends
B.6



GTTAR • Mitred Transaction Counter Return,
45° Right
B.6



GTTAL • Mitred Transaction Counter Return,
45° Left
B.6



GTT-G • 3/4" Clear Glass Rectangular
Transaction Counter over Wood Subtop
B.6



GTTM-G • 3/4" Clear Glass Bow Front
Transaction Counter over Wood Subtop
B.7



GCCUS-G • 3/4" Clear Glass Bow Front
Transaction Counter over Wood Subtop
B.7



GFDP-F • Raised Decorative Front Panel for a
Reception Desk - Reversed Diamond pattern
B.7



GFDP-RIB • Raised Decorative Front Panel for a
Reception Desk - Vertical Rib pattern
B.7



GFDP-BW • Raised Decorative Front Panel for a
Reception Desk - Basket Weave pattern
B.7



GFDP-D • Raised Decorative Front Panel for a
Reception Desk - Diamond pattern
B.7

Reception Desks

B



GIC • Gallery/Reception Desk Shell,
Breakfront Style
B.1



GIC-IN • Gallery/Reception Desk Shell,
Breakfront Style with Inlay
B.2



GC • Gallery/Reception
B.2



GC-IN • Gallery/Reception with Inlay
B.2



GBT • Gallery Bridge
B.3



GBT-IN • Gallery Bridge with Inlay
B.3



GRR • Right Gallery/Reception Return Shell
B.3



GRR-IN • Right Gallery/Reception Return Shell
with Inlay
B.3



GRL • Left Gallery/Reception Return Shell
B.3



GRL-IN • Left Gallery/Reception Return Shell
with Inlay
B.4



GCCUS • Freestanding Gallery/Reception
B.4



GCRCUS • Right End Gallery/Reception
B.4

Conference Room Tables

C



RO • Round Conference Table Top
C.7



RO-S • Round Conference Table Top with
sunburst veneer pattern
C.7



RA • Racetrack Conference Table Top
C.7



RA-S • Racetrack Conference Table Top with
sunburst veneer pattern
C.8



OV • Oval Conference Table Top
C.8



BO • Boat Shaped Conference Table Top
C.8



BOBE • Boat Shaped Conference Table Top with
Bow Ends
C.9



RE • Rectangular Shaped Conference Table Top
C.9



RE-F • Rectangular Shaped Conference Table
Top
C.10
































RRE • Rectangular Shaped Conference Table
Top with Radiused Corners
C.10



RRE-F • Rectangular Shaped Conference Table
Top with Radiused Corners
C.11



REBE • Rectangular Shaped Conference Table
Top with Bow Ends
C.11

	WE • Wedged Shaped Conference Table Top C.11		TPML • Laminate Pedestal Base with Wood Decorative Panel C.14		TET • Wood Triangular Base with Metal Post and PVC Corner Detail C.16
	WEBE • Wedge Shaped Conference Table Top with Bow Ends C.12		TPML-J • Laminate Pedestal Base with Wood Decorative Panel and Access Door C.14		TETL • Wood Triangular Base with Metal Post and Anodized Aluminum Corner Detail C.16
	WA • Wave Shaped Conference Table Top C.12		TPMLC • Laminate Centre Base C.14		TE • Wood Elliptical Base with Metal Post and PVC End Detail C.16
	BOW • Modular Bow Top C.12		TPMLC-J • Laminate Centre Base with Access Door C.14		TEL • Wood Elliptical Base with Metal Post and Anodized Aluminum End Detail C.16
	WI • Modular Wing Top C.12		TELRR • Wood Panel Base with Anodized Aluminum Corner Detail C.14		SM • Metal Post Leg C.16
	TP • Wood Pedestal Base C.12		TELRR-J • Wood Panel Base with Anodized Aluminum Corner Detail and Access Door C.14		SM-M • Metal Post Leg with Caster C.16
	TP-J • Wood Pedestal Base with Access Door C.12		TELBR • Wood Panel Base with Anodized Aluminum Corner Detail C.14		SN • Wood Post Leg C.16
	TPM • Laminate Pedestal Base with Wood Decorative Panel C.12		TELBR-J • Wood Panel Base with Anodized Aluminum Corner Detail and Access Door C.15		SN-M • Wood Post Leg with Caster C.17
	TPM-J • Laminate Pedestal Base with Wood Decorative Panel and Access Door C.13		TD • Wood Drum Base C.15		SMS • Square Metal Post Leg C.17
	TPM2 • Laminate Mono Base with Wood Decorative Panels C.13		TD-J • Wood Drum Base with Access Door C.15		TX • Wood "X" Shape Slab Base C.17
	TPM2-J • Laminate Mono Base with Wood Decorative Panels and Access Door C.13		TTSQ • Metal Flat Plate Column Base C.15		TZ • Four Prong Metal Base - Prongs are radiused at ends C.17
	TELRS • Wood Panel Base with Anodized Aluminum Corner Detail C.13		TTSQ-BH • Metal Flat Plate Column Base - Bar Height C.15		TT • Four Prong Metal Base - Prongs are flat at ends C.17
	TELRS-J • Wood Panel Base with Anodized Aluminum Corner Detail and Access Door C.13		TRUM • Metal Trumpet Column Base C.15		TTFLT • Metal Flat Bar Column Base C.17
	TELBS • Wood Panel Base with Anodized Aluminum Corner Detail C.13		TRUM-BH • Metal Trumpet Column Base - Bar Height C.15		TH • Wood Slab Base and Stretcher C.17
	TELBS-J • Wood Panel Base with Anodized Aluminum Corner Detail and Access Door C.13		F-P • Metal Flat Plate Base C.15		PTH-PB • Philadelphia Series Wood Slab Base and Stretcher C.17
	TP • Wood Pedestal Base C.13		TEX • Wood Base with Metal Post and PVC Corner Detail C.16		TTFL3P • Metal Flat Bar Three Prong Column Base C.17
	TP-J • Wood Pedestal Base with Access Door C.14		TEXL • Wood Base with Metal Post and Anodized Aluminum Corner Detail C.16		TTFLT • Metal Flat Bar Column Base C.18



TZE • Three Prong Metal Base - Prongs are radiused at ends
C.18



TTE • Three Prong Metal Base - Prongs are flat at ends
C.18



TZM • Two Prong Metal Base - Prongs are radiused at ends
C.18



TTM • Two Prong Metal Base - Prongs are flat at ends
C.18



TW • Wood "Y" Shape Slab Base
C.18



TL • Wood "L" Shape Slab Base
C.18



PTQA • Philadelphia Series Wood Queen Anne Base
C.18



TSUP • Metal Support Bars
C.19

Conference Room Furniture

D



VB • Visual Board
D.1



VB-O • Visual Board without Doors
D.1



VBS • Visual Board Projection Screen
D.1



CB • Buffet Server Credenza with Doors and Drawers
D.1



LEC • Lectern with Doors and 1 Adj. Shelf
D.1



LEC-CURV • Lectern half round with Doors and Decorative Panel
D.1



TV • Mobile Utility Table for projection, with Doors and 1 Adj. Shelf
D.1

Occasional Tables

E



TRO • Toronto Drum Occasional Table
E.1



TRO-GL • Toronto Drum Occasional Table with 1/4" Clear Glass Top
E.1



TRE • Toronto Cube Occasional Table
E.1



TRE-CU • Toronto Cube Occasional Table with Cushion
E.1



DRO • Dakar Occasional Table
E.1



IRO • Istanbul Round Occasional Table
E.1



HRO • Hanover Round Occasional Table
E.2



IOV • Istanbul Oval Occasional Table
E.2



HOV • Hanover Oval Occasional Table
E.2



IRE • Istanbul Rectangular Occasional Table
E.2



IRE • Istanbul Square Occasional Table
E.2



HRE • Hanover Rectangular Occasional Table
E.2



HRE • Hanover Square Occasional Table
E.3



REGL • Rectangular Occasional Table with 1/2" Tempered Glass Top
E.3



REGL • Square Occasional Table with 1/2" Tempered Glass Top
E.3



IRE • Istanbul Parson Table
E.3



HRE • Hanover Parsons Table
E.3



IMRE • Istanbul Parson Bow Table
E.3



HMRE • Hanover Parson Bow Table
E.3



KSP • Nesting Table Set with mitred corners
E.3



CT-L2 • Rectangular Coffee Table with 2" Square Legs
E.4



CT-L2 • Square Coffee Table with 2" Square Legs
E.4



ST • Sofa Table with 2" Square Legs
E.4



QACT • Queen Anne Square Coffee Table
E.4



QACT • Queen Anne Rectangular Coffee Table
E.4

Team Collaboration Centre

F



TWE-U • Wedge Shaped Collaboration Centre with Full Back and Mono Base
F.1



TBOBE-U • Boat Shaped Collaboration Centre with Full Back and Mono Base
F.1



TD-U • "D" Shaped Collaboration Centre with Full Back and Mono Base
F.1

Furniture Accessories

G



CMP-W • Wood Straight Modesty Panel hanging from Top
G.1



CMP-G • Glass Straight Modesty Panel hanging from Top
G.1



BAFS01 • Metal Flip Sorter - Accessory Rail mounted
G.1


 BASS01 • Metal Slant Sorter - Accessory Rail mounted G.1

 BABB01 • Metal Binder Bin - Accessory Rail mounted G.1

 BAMB01 • Metal Media Bin - Accessory Rail mounted G.1

 BALT01 • Metal Letter Tray - Accessory Rail mounted G.1


 BAUT01 • Metal Utility Tray - Accessory Rail mounted G.2

 BAPP01 • Metal Paper Pocket - Accessory Rail mounted G.2

 BATH01 • Telephone Holder - Accessory Rail mounted G.2


 CP-H16 • Paper Organizer, Legal & Letter Format G.2


 LED • LED Tasklight G.2

 GM5 • Rectangular Grommet - Metal G.2


 GM5P • Rectangular Grommet - Plastic G.2


 GM17 • Ventilation Grommet G.3


 LO • Lock Assembly G.3


 LOB • Lock Drum with Key G.3


 LOCK • Lock Key G.3


 QC • Quick Connector G.3

 MP-53 • Set of 2 Mending Plates G.3

 DCW • Counter Weight for Pedestal and Lateral Files G.3


 LFR • Reinforced Bottom for Lateral File G.4

 KD • Keyboard Drawer with Slides G.4

 AKD • Fully Adjustable Keyboard Surface G.4

 PT • Plastic Pencil Tray G.4

 CD • Desk and Credenza Centre Drawer G.4


 TGANG • Table Hang Support G.4


 ADD • Back Panel Access Door G.4

 WH • Wire Cover for Cords G.5


 C2M • Wire Management Track G.5

 VVACSBK • Wire Management Snake G.5


 DSRTMCS401 • Recessed Power Block G.5

 DSRTMCS421 • Recessed Power Block G.5


 DSRTMCS602 • Recessed Power Block G.5


 DSRTMCS622 • Recessed Power Block G.6


 DSRTMCS642 • Recessed Power Block G.6


 ABLBB • Telcom Plate G.6

 ABLBBBB • Telcom Plate G.6

 ABLABC514 • Telcom Plate G.6

 ABLC51L • Telcom Plate G.6

 ABLABC45 • Telcom Plate G.7

 ABL102102 • Telcom Plate G.7

WHERE TO ORDER / HOW TO USE THIS GUIDE

AREA	PHONE	FAX
Ontario (Except Ottawa)	905-470-0010	905-470-6262
Calgary, AB (Global Alberta - Calgary)	403-250-7770	403-250-7773
Edmonton, AB (Global Alberta - Edmonton)	780-444-8922	780-443-3913
Halifax, NS (Halifax)	902-422-7434	902-423-9924
Quebec, QC (Quebec)	418-653-6111	418-653-6151
Montreal, QC (Montreal)	514-866-4331	514-866-8567
Ottawa, ON (Ottawa)	613-234-2881	613-234-5350
Burnaby, BC (Global West)	604-432-1701	604-432-7475
Winnipeg, MB (Winnipeg - Saskatchewan)	204-925-3350	204-925-3356

ISO 9001:2015 Registered: The Descor Factory is ISO 9001:2015 registered for manufacturing procedures and practices of quality and quality control processes.

ISO 14001:2015 Registered: The Descor Factory is ISO 14001:2015 registered for environmental procedures and practices.

ANSI/BIFMA Certified: Descor casegoods have passed ANSI/BIFMA standards for product construction and durability.

FSC ®: Forest Stewardship Council ®. Option available on all wood veneer products by special request.

BIFMA e3: Furniture sustainability level 3

Greenguard: All Descor Products are Greenguard certified

Price List Effective: January 2025

Price and Product Guide Section: Features the actual product pricing and specification instructions. This section is divided into Desks, Returns, Bridges, Credenzas, Corners and Components, Modular Storage, Hutches, Wall Mounted Storage, and Freestanding Storage.

General Information: Includes subdivision sections of casegoods construction, varnish specification, veneers and wood solids, finishing process, general installation and hardware, maintenance, terms and conditions of sale, warranty and where to order.

HOW TO ORDER A PRODUCT

Creating a correct and complete product number ensures clean orders and accurate information for the factory. Clean orders expedite order entry and factory order scheduling, thereby, saving days, sometimes weeks off potentially extended lead-times.

From product to product, there are different options available that affect the length, options and sequence of the order-string.

To view current wood, plastic laminate finish and fabric samples, please visit www.globalcontract.com.

To order actual wood, plastic laminate finish and fabric samples and cards, place request with the Global Marketing Department via fax at 416-667-0338 or via e-mail at literaturecdn@globalfurnituregroup.com.

Wood finish and LP Laminate samples are individual 3"x 5" chips and can be obtained through the above by request.

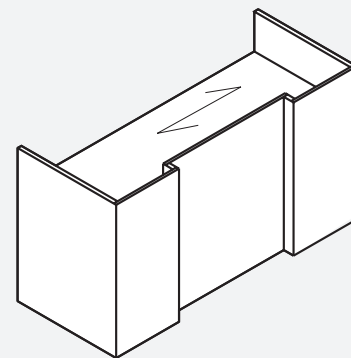
EXAMPLE - HOW TO SPECIFY

CODES: The price list uses a numbering system with meaningful alphanumeric characters to create a simple-to-understand product number. This makes specifying the product easy and accurate.

SPECIFICATION EXAMPLE OF A RECEPTION DESK UNIT

- PRODUCT CODE:** ()GIC12036
 () = Selected Series
 GIC = Gallery Desk, Breakfront Style
 12036 = Size: Width x Depth
- FINISH:** Choose Finish
- Top Edge Option:** Choose Top Edge Option
- Standard Grommet:**
 TL - Top Left
 TR - Top Right
- Optional Grommet Location:**
 TC - Top Centre

NOTE: Arrow indicates direction of grain.



Series Detailing - Philadelphia (PB): Philadelphia detailing is traditional with a 1" overhang on all edges. Solid walnut, cherry, maple, oak that bands work surface perimeter is wide by 1 3/8" thick for an overall thickness of 1 3/8". Philadelphia is a "top over pedestal" detailed series. Philadelphia is standard with a base. Floor storage unit bases (i.e. kick-plates on pedestals, lateral files, bookcases, etc.) are extended out over drawer faces and horizontally grained. Products that are normally positioned against walls, such as credenzas, have a self-edge veneered back edge detail. All primary faces have pin molding decorations.

Series Detailing - Kingston (K): Kingston detailing is contemporary with a variety of edges with a 1" overhang on all edges. Solid walnut, cherry, maple, oak that bands work surface perimeter is wide by 1 3/8" thick for an overall thickness of 1 3/8". Kingston is a "top over end-panel" detailed series with a 1/4" reveal between top and end-panel. Floor storage unit bases (i.e. kick-plates on pedestals, lateral files, bookcases, etc.) are flush to drawer faces and horizontally grained. Products that normally positioned against walls, such as credenzas, have a self-edge veneered back edge detail.

Series Detailing - Markham (M): Markham detailing is contemporary with a detailed edge on user and guest sided, self-edge veneer on ends and wall sides. Solid walnut, cherry, maple, oak that bands user and guest sides is 1" wide by 1 3/8" thick for an overall thickness of 1 3/8". Markham is a "top over pedestal" detailed series with a 1/4" reveal between top and end-panel. Tops are flush with end-panel for storage. Floor storage unit bases (i.e. kick-plates on pedestals, lateral files, bookcases, etc.) are recessed to drawer faces and horizontally grained. Products that are normally positioned against walls, such as credenzas, have a self-edge veneered back edge detail.

Finish: Conversion varnish (similar to catalyzed lacquer, but tougher), 25° sheen. Descor does not buff or rub its finishes.

360° Finishing: All Descor wood casegood products are veneered and finished on the back sides (except modular under-surface storage - tops and backs are unfinished).

Veneers and Solids: Veneers and solids are Number One select, architectural grade "A" oak, walnut, cherry or maple. All Descor wood worksurface moulded edges are solid oak, walnut, cherry or maple.

Series Handles: If no handle is specified, there will be a routed finger pull in drawer fronts and touch latch mechanism for doors.

Pedestals: Full-to-the-floor. Pedestals are fully assembled units that are either installed into desk and credenza shells, or available as modular units. Undersurface storage units include locks.

Descor provides high quality veneers and solids to our customers.

We procure wood globally but mainly in North America and Europe with a progressive approach towards sustainability. We ensure our vendors are protecting and maintaining the natural forests of origin. Descor lays-up its own flat cut (cathedral pattern) in book matched set and pat-

Descor uses conversion varnish: It is among the most durable finishes used in the contract furniture industry (more durable than catalyzed lacquer).

Conversion varnish is a synthetic, catalyzed cured (chemically active) finish, containing UV inhibitors to slow the oxidizing (colour changing) effects of ultra-violet rays on wood.

Descor produces low 25° sheen. Low sheens are the most practical for commercial use as it doesn't show most scratches and are more easily touched-up than higher sheens.

Cures with heat, developed two ways:

- Chemically (catalyst reaction within the varnish itself)
- Line oven (approximately 140° F) accelerates finish curing and increases molecular density for a harder finish

Series Detailing - Versailles (V): Versailles detailing is contemporary with a variety of edge options on all perimeter edges. "V" edges have solid walnut, cherry, maple or oak, that band edge tops 1/4" wide by 1 3/8" thick for an overall thickness of 1 3/8". For "U" edge, solid walnut, cherry, maple, oak that band edge tops 1/8" wide by 1 3/8" thick for an overall thickness of 1 3/8".

Locking: Locks are standard on all "below work surface level" drawer and door storage units with the exception of the pull-out tray units and single lateral file drawer combination tray/slot units. Combination storage unit comes with lock for file and lateral file drawer only, box drawers cannot lock. Lock colour will match the handle option. Locks are optional on all "above worksurface level" closed storage.

Series Handles: If no Handle is specified, there will be a routed finger pull in drawer fronts and touch latch mechanism for doors. Handle must be specified for Dufferin series.

Drawer Suspensions: Pedestal drawer suspensions are metal ball bearing type. Both box and file drawers are full extension.

Hanging file rails: Are pre-installed on file drawer perimeters. The back rail in a lateral file drawer is designed for both legal and letter size filing.

Drawer Construction: Drawer sides and bottoms are wrapped black vinyl. Veneered drawer interiors are available as an option (see finishes and options section).

Drawer Fronts: The drawer front is an applied element to a four sided drawer. Drawer fronts are veneered on all surfaces. Routed horizontal finger pull is solid oak, walnut, cherry or maple. If a handle is specified no hardwood routed pull is provided. Drawer fronts can be removed or replaced in the field.

Leveling Glides: Levelers have a 1" range of adjustment.

terns. Rift cut veneers are laid-up in a slip match method.

For additional information on veneer species, cuts and patterns please contact your Customer Service representative.

Conversion varnish has a component called "solids", produced by a combination of resins when the solvent evaporates. These solids float to the varnish surface, which is where they cure. These solids are the durable aspect of the finish. Descor uses an "off-the-gun" technique with conversion varnish. This means the "solids" (the durable aspect of the finish) remain intact on the surface of the finish.

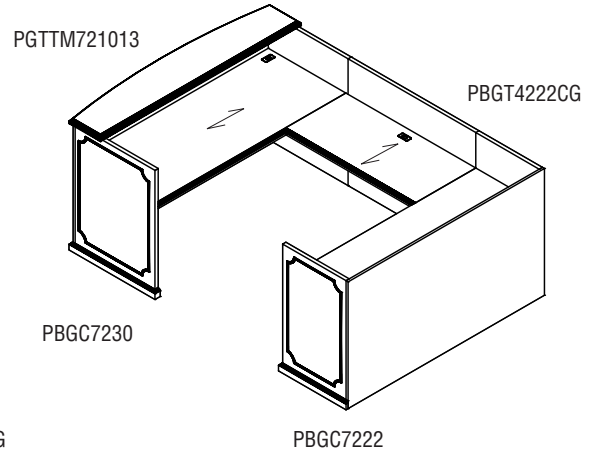
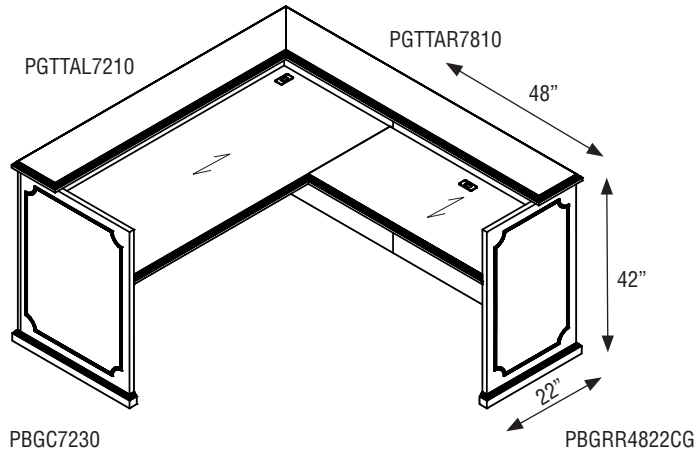
Descors standard finish on oak and walnut is open pore, on cherry and maple is semi-closed pore. If a full fill finish is required for walnut, cherry and maple tops, add the suffix "2" to the finish code and add 5% to the base pricing for each product.

Custom finish is available at an upcharge (See finishes and options section).

PHILADELPHIA DETAILS

To add storage, use modular components (Please refer to Philadelphia Price List). Transaction tops to be specified separately, handed by square edge from user side.

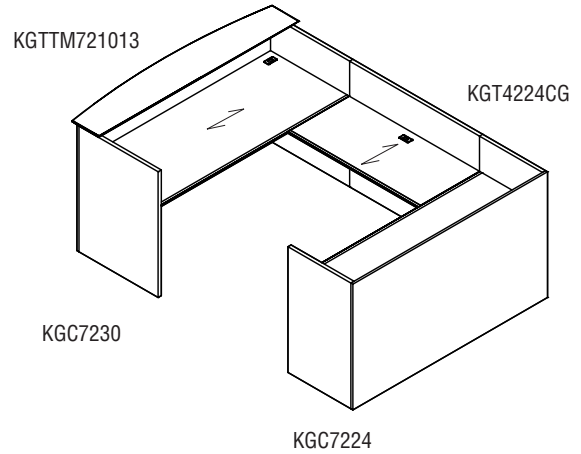
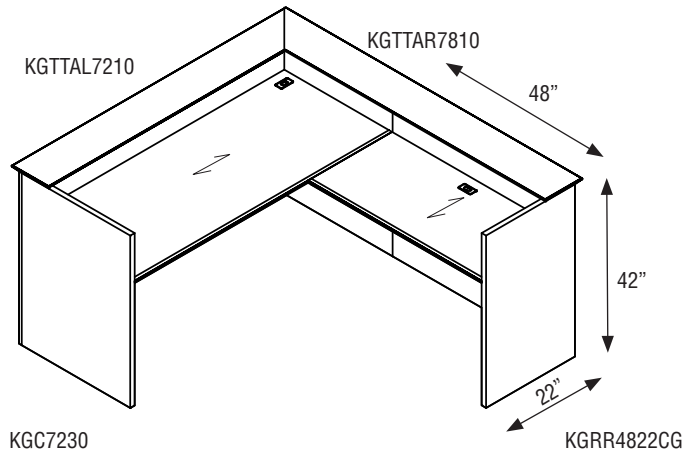
GM5 Grommets are standard on all Gallery Tops



KINGSTON DETAILS

To add storage, use modular components (Please refer to Kingston Price List). Transaction tops to be specified separately, handed by square edge from user side.

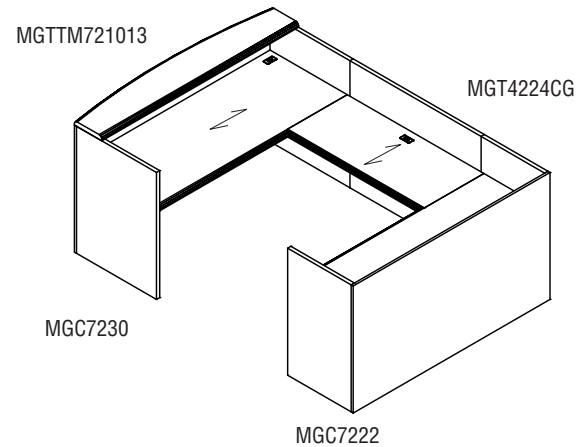
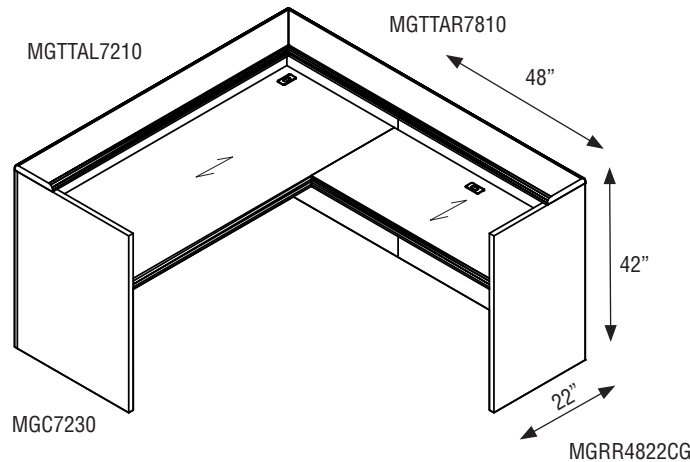
GM5 Grommets are standard on all Gallery Tops



MARKHAM DETAILS

To add storage, use modular components (Please refer to Markham Price List). Transaction tops to be specified separately, handed by square edge from user side.

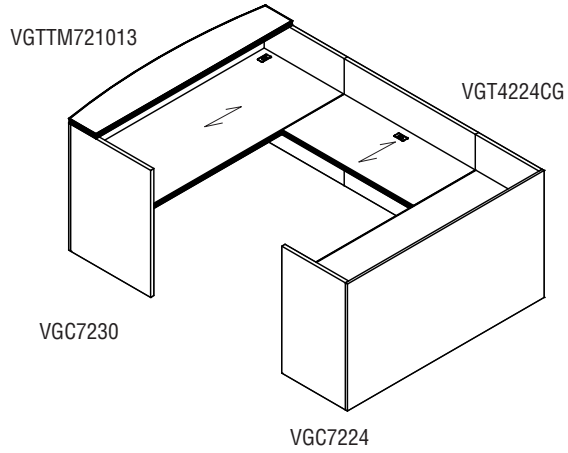
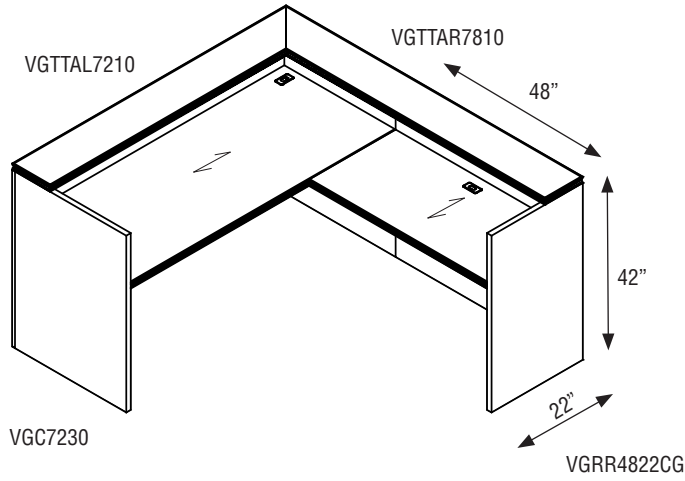
GM5 Grommets are standard on all Gallery Tops



VERSAILLES DETAILS

To add storage, use modular components (Please refer to Versailles Price List).
Transaction tops to be specified separately, handed by square edge from user side.

GM5 Grommets are standard on all Gallery Tops




OPTION DETAILS


Bow Front Transaction Counter is flush at the end and projects 3" on front.



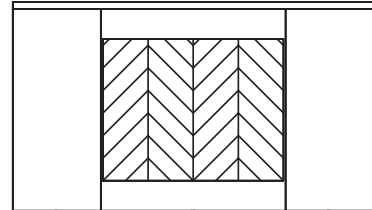
Top View



Back View



- GFDP5430RIB (Vertical Rib Pattern)
- Decorative Panel to be specified separately
 - 4 grain patterns available
 - Size should be 12" less than Desk dimensions
 - Code dimensions are actual



On Break Front Desks size should be 36" less than actual Desk dimensions

GENERAL INSTALLATION AND HARDWARE**Uncartoning**

Always uncarton wood office furniture with care. Never use a knife or sharp object of any kind to open cartons. Tear cartoning tape off by hand. Protective corner blocks, foam-wrap, and a bottom skid are included in the carton during shipping for protection.

Hardware: All necessary hardware for attaching furniture is included in the shipment. Actual wall-attachment fasteners for wall cabinets, Tackboards and Visual Boards are not included due to variable site conditions.

Hanging file rails: Pre-installed on file drawer perimeters and accommodates both legal and letter size filing.

Flat-plates: Are used to attach Bridges and Returns to Desks and are shipped pre-attached to the bottom of the Bridge or Return. Mini-flat-plates for securing Bridge Back Panels to Desk or Credenza End-panels, and quick connectors for securing modular Corner Units to adjacent pieces, are shipped along with screws in a plastic bag attached to the bottom of the Bridge or Return.

Caution: Using screws other than those supplied by Descor could result in damage to finished tops. Descor will not honor claims due to installation of incorrect hardware.

Installation: Wall-mounted cabinets, Tackboards and Visual Boards are pre-attached with horizontal wall rails to the back of each unit. The wall-side components must be detached from the unit and fastened to the wall accordingly. Wall fasteners are not included due to the variable site conditions. Securing the wall rail to a vertical structural member is the required manner of installation. The Cabinet or Visual Board is then lowered on to the wall rail. It is important to level the wall rail before installation. Wall cabinets are equipped with levelers at the bottom of the back panels for proper cabinet alignment. Units with doors are equipped with adjustable European door hinges to assist in door alignment. It is required to use a #8 wood screw through the back of the cabinet and the wall-mounted rail, to further secure the wall attachment. Tackboards have vertical grooves in the back for tasklight wiring.

Modular storage units: Have pre-drilled holes through the unfinished tops for securing to the bottom of the work surfaces. Screws and lock keys are included in a plastic bag fastened inside the pedestal. Installer should leave a 1/8" reveal between the Modular Storage Unit and the End panel. Disassemble the Modular Unit first before relocating the entire unit to avoid damage or bodily injuries.

Upon completing installation, wipe furniture with a damp cloth, followed by a dry soft cloth.

Leveling wood office furniture properly is the most important procedure to ensure proper functioning and alignment of drawers, locks and doors.

CARE AND MAINTENANCE GUIDE

Wood Casegoods Care: Descor furniture is constructed to strict specifications to ensure years of satisfied use. As with all wood products, certain care requirements and periodic maintenance are necessary in order to maintain the original new appearance and function.

Finish Protection: All clear wood finishes are susceptible to scratches from rough and abrasive objects, such as staples, paper clips, ceramic coffee mugs, flower pots, picture frames, etc. Computer equipment with rubber feet can also cause discoloration and softening of the finish due to petroleum distillates in the rubber.

Glass tops are the ultimate protection against scratch mishaps.

The most practical protection is the use of desk-pads or blotters, paper management bins, coasters, common sense caution with rough items, and adding pressure sensitive felt to the feet or bottoms of any potentially destructive item on the Desk.

Finish Care: Wax or polish should never be used on the catalyzed finish; they will give a greasy, cloudy or uneven appearance to the product. Descor's conversion varnish finish is best cleaned by wiping the surfaces with a damp cloth, followed by a soft dry cloth in the direction of the grain. If the surfaces are very dirty, use of a glass cleaning type of product is recommended.

Never use a silicon based product to dust or polish catalyzed finishes. Over time, silicon may disrupt the actual molecular composition of the finish and cause it to soften and become cloudy.

Additional Tips:

- Remove any spilled liquid immediately with a blotting, rather than a wiping motion.
- Do not drag or push objects or stacks of papers across any finely finished surface.
- Avoid exposing surfaces to extreme heat, cold or humidity.
- The surface finish may be burn resistant, however, the wood underneath the finish is not and can be charred by a burning cigarette or heat producing unit.
- Exposure to strong sunlight should be avoided. The surface finish is fade-proof, however, in spite of UV inhibitors in the finish, the wood underneath may change colour (patina) where extended exposure to sunlight exists. Natural or light finished species are especially susceptible to UV colour change.
- Building maintenance and maintenance service management should be notified of the proper care instructions and procedures for your furniture to avoid damage and allow optimum appearance for years to come.
- Special care should be taken to protect wood furniture when other trades such as painters, electricians and telecommunications workers are present performing work.
- Drawer suspensions are lubricated prior to shipment. Periodic lubrication may be applied to the ball bearing housing with a high quality lubricant found in most hardware stores.
- Drawer alignment is achieved with proper leveling of desks and credenzas.
- Check leveling glides for adjustment if the furniture is moved.
- Modular furniture items, such as Desk Shells and Modular Pedestals **must be disassembled** prior to moving or relocating to avoid damage to the furniture.
- Hutch and wall cabinet doors may require field adjustment, from time to time, due to shifting weight load factors inside the cabinet.
- Touch-up of wood furniture should only be attempted by a qualified refinisher/touch-up technician. Contact your furniture dealer if this need should arise.

DESCOR LIMITED LIFETIME WARRANTY

Descor will, at no cost to the original purchaser and for as long as the original purchaser owns a Descor product repair or replace with a comparable product, at Descor's option, any part or product sold after January 01, 2001, which fails as a result of a defect in its design, materials or workmanship. For all purposes of this warranty, the term "purchaser" is defined as the entity or individual acquiring a new Descor product as the initial purchase thereof either from Descor or an authorized Descor dealer.

Exceptions to this warranty include:

- Descor warrants wood casegoods products to be free from defects in materials and workmanship for a period of 10 years, of single shift service, from the date of delivery.
- Lighting products and grommets are warranted for one year from date of delivery.
- Custom electrical solutions may carry varying warranty coverage.
- Descor fabrics and wood veneers are warranted for 5 years from the date of delivery.
- Electrical components are warranted for 1 years from the date of delivery.
- Moving parts, which include, glides, slides, casters, user adjustable worksurface mechanism are warranted for 5 years from date of delivery.
- Descor warrants its products based on a single shift (40 hours/week). Usage beyond a single shift (40 hours/week) will result in a reduction in the warranty, in proportion to the increased usage.
- Pneumatic cylinders for any product, unless otherwise stated, are warranted for 10 years of single shift (40 hours/week) usage from date of delivery.

This warranty does not include:

- Customers Own Material or finishes applied to Descor products (which include graded in fabrics, which are treated as Customers Own Material).
- Wood Veneer being a natural material will have shade differences between veneer leaves. This will be more apparent between flitches. Fading on wood veneers can be caused by exposure to UV rays / sunlight.
- Wood colour, grain and stain acceptance, which may occur due to the natural elements of wood.
- Ballasts and light bulbs.
- Products which have been modified or which have not been installed or used according to Descor's application and installation guidelines or warnings.
- Products that must be replaced due to normal wear and tear, negligence, abuse, accidents or shipping damage.
- Products used for rental purposes.

In no event shall Descor be liable in either tort or contract for any loss or direct, special, incidental, consequential, or exemplary damages.

This warranty is the customer's sole remedy for product defect. Descor makes no warranties, including the express or implied warranties of merchantability and fitness purpose, other than the express warranties contained herein.

TERMS AND CONDITIONS OF SALE

Prices: Prices are subject to change without notice. All shipments are F.O.B. the plant unless otherwise indicated. All taxes are extra.

Terms: Merchandise shall be invoiced when shipped and payment is due 30 days after invoice date.

Orders: All orders are subject to acceptance by Descor head office and to the Terms of Sale which appear in current price lists.

Orders: All orders are subject to acceptance by Descor head office and to the Terms of Sale which appear in current price lists.

Returns: Merchandise may not be returned without prior written consent. Upon approval, a minimum restocking charge of 35% shall be deducted from the credit note, in addition to any expense incurred should reconditioning be necessary. Return shipping must be prepaid.

Cancellations: All orders are considered firm and not subject to cancellation without our documented approval. Cancellation charges may be required based on expenses incurred during order processing.

Carriers: All shipments shall normally be made through the Buyer's specified carrier. Otherwise Descor shall use its best judgment in selecting a carrier. Prepay and Add Service Charge to cover cost of processing prepaid freight bills, a charge of \$40.00 per shipment will be made. This amount will be included in the "Freight Charges" invoiced by Descor.

Liability: Every effort is employed to effect secure packing for shipment. Descor's liability ends when the carrier issues a clear receipt, acknowledging automatically that the shipment has been received in good condition.

Claims: It is required that all merchandise be carefully examined by recipient before issuance of clear receipt to carrier. Should the shipment arrive unsound or incomplete, have carrier make proper notation on the delivery receipt and original freight bill as to discrepancy before accepting shipment. Any claim for damage or shortage must be filed by you with the delivering carrier. Descor will not accept return of merchandise damaged in transit.

Changes and Cancellations: Descor reserves the right to institute changes with regard to materials, equipment, specification and designs, as well as to discontinue models at any time without prior notice.

After the date of Descor's acknowledgement of a Purchaser's order, the order may not be changed or cancelled by Purchaser without the written consent of Descor. Special order items already in production are not subject to change or cancellation under any circumstances. Other standard items already in production are subject to a minimum 35% restocking charge, based on list price. A higher percentage may apply, depending on the stage of production.

Finishes: Descor veneers and solid woods are carefully selected for colour, tone and grain. Since the distinctive characteristics and nature of wood cause variations, exact matches are not always possible.

Shipping Weight: All shipping weights and cubic sizes as indicated are approximate.

Dimensions: Are approximate. Please contact Descor for specific dimensions required.

FINISHES

Descor Collection Products are Greenguard Gold certified.

Group 1 Finishes (Standard Finishes)

Finish Code	Colour	Veneer Type	Veneer Cut
BTW	Biscotti	White Oak	Rift
JAW	Java	White Oak	Rift
CRW	Coral	White Oak	Rift
EVW	Evening Oak	White Oak	Rift
GRW	Grey on Oak	White Oak	Rift
MTW	Milestone	White Oak	Rift
CAW	Cacao Walnut	Walnut	Flat
DWW	Dark Walnut	Walnut	Flat
EWV	Espresso Walnut	Walnut	Flat
LTW	Latte Walnut	Walnut	Flat
MHW	Mahogany on Walnut	Walnut	Flat
WLW	Walnut	Walnut	Flat
NLW	Natural Walnut	Walnut	Flat
ULW	Umber Walnut	Walnut	Flat
ACW	Amber Cherry	Cherry	Flat
DCW	Dark Cherry	Cherry	Flat
RCW	Red Cherry	Cherry	Flat
WCW	Warm Cherry	Cherry	Flat
AMW	Almond Cherry	Cherry	Flat
VNW	Vintage Cherry	Cherry	Flat
HAW	Hazelnut	Maple	Flat
MPW	Natural Maple	Maple	Flat
WMW	White Maple	Maple	Flat

Foundation Engineered Veneer

(Applies only to tables Group 3 and receptions 'V' & 'D' edge/group only)

Finish Code	Colour	Veneer Type	Veneer Cut
NTF	Natural	Maple Reconstituted	Rift
TLF	Twilight	Maple Reconstituted	Rift
CIF	Chai	White Oak Reconstituted	Rift
FGF	Fig	White Oak Reconstituted	Rift
STF	Sumatra	White Oak Reconstituted	Rift
MTF	Metro	White Oak Reconstituted	Rift
MSF	Mesa	White Oak Reconstituted	Rift
CHF	Cashmere	White Oak Reconstituted	Rift
SNF	Sienna	White Oak Reconstituted	Rift
WIF	Winter	White Oak Reconstituted	Rift

Glass Finish (For Glass Doors and Modesty Panels)

Frosted Glass	Standard
White back painted glass	Please contact Customer Service - Quote Required

Metal Finishes

Finish Code	Colour
E	Black
K	Tungsten (Silver)
P	Brushed Chrome
DWT	Designer White

FINISH OPTIONS**Full Fill available (Add 5% upcharge to the List Price)**

Walnut Tops	Add suffix "2" to the end of the finish code
Cherry Tops	Add suffix "2" to the end of the finish code
Maple Tops	Add suffix "2" to the end of the finish code

Custom Staining (Please Contact Customer Service)

up to \$50,000	Add \$375 Flat Fee and 15% to the List Price
\$50,000 and \$200,000	Add 15% upcharge to the List Price
over \$200,000	No upcharge

Special Finish Options

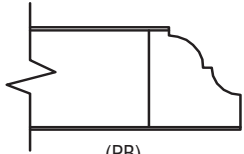
Custom Veneers	Please contact Customer Service for selection and pricing
Laminate Inlays	Please contact Customer Service - Surcharges may apply
FSC option available	Please contact Customer Service - No upcharge

Solid Colours on MDF

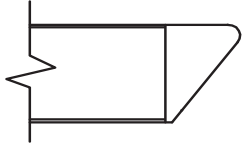
Finish Code	Colour	
BLK	Black	Solid Colour
BZD	Blizzard	Solid Colour
CGY	Custom Grey	Solid Colour
DWT	Designer White	Solid Colour
MSM	Moss	Solid Colour
SEM	Sienna	Solid Colour
SPM	Spice	Solid Colour
SRM	Surt	Solid Colour
SDT	Stonedust	Solid Colour
SOG	Storm Grey (Charcoal)	Solid Colour

- For Decorative Modesty Panels and Plinth used on VGTCUS, VGRCUS, VGLCUS, VGCKCUS and LEC-CURV at no upcharge
- For Doors, Drawer Fronts and Decorative Panels (two tone finish) upcharge 15%

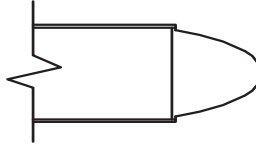
EDGES AVAILABLE



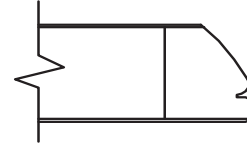
(PB)
(1 3/8" thickness)



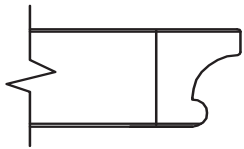
(K16)
(1 3/8" thickness)



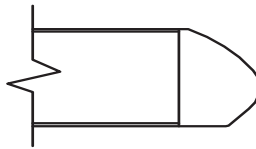
(K18)
(1 3/8" thickness)



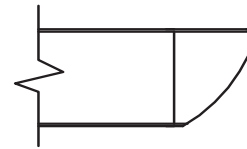
(K21)
(1 3/8" thickness)



(K22)
(1 3/8" thickness)



(K29)
(1 3/8" thickness)



(K30)
(1 3/8" thickness)



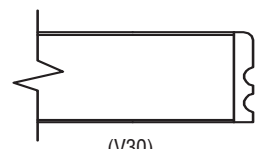
(V15)



(V26)



(V27)



(V30)
(1 3/8" thickness)



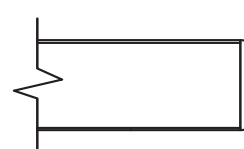
(V40)
(1 3/8" thickness)



(V50)
(1 3/8" thickness)



(V51)
(1 3/8" thickness)



(U)
(1 3/8" thickness)

• Other Edge Profiles available, please contact Customer Service.

RECEPTION DESKS • TECHNICAL INFORMATION

- Generic Drawings shown only. For Series Details refer to Page A9/A10
- Philadelphia Series is indicated with PB
 - Philadelphia Series includes plinth base and pin moulding
 - Philadelphia Series is not available with Inlay
- Kingston Series is indicated with K
- Versailles Series is indicated with V / U

- Gallery/Reception Desk
 - All Desks are shipped assembled
 - Includes 2 Grommets: Top Left and Top Right (except custom units)
 - Standard Grommet is GM5E (Black) and GM5K (Tungsten)
- Gallery/Reception Bridge
 - Includes 1 Grommet: Top Centre
 - Standard Grommet for PB, K, M and V is GM5E (Black) and GM5K (Tungsten)
 - To remove Cross Grain veneer pattern on Top, delete suffix "CG" from the PRODUCT CODE Number Code (Available at no upcharge)
- Gallery/Reception Return
 - Includes 1 Grommet: Top Centre
 - Standard Grommet for PB, K, M and V is GM5E (Black) and GM5K (Tungsten)
 - To remove Cross Grain veneer pattern on Top, delete suffix "CG" from the PRODUCT CODE Number Code (Available at no upcharge)
 - For use with Modular Storage
- Transaction Counter
 - Also available in Stone, please contact Customer Service

RECEPTION DESKS • GUIDELINES FOR ORDERING PRODUCT CODE

CODES: The price list uses a numbering system with meaningful alphanumeric characters to create a simple-to-understand PRODUCT CODE number. This makes specifying the PRODUCT CODE easy and accurate.

NOTE: Arrow indicates direction of grain.

SPECIFICATION EXAMPLE OF A RECEPTION DESK UNIT

PRODUCT CODE CODE: () GIC12036

() = Selected Series
 GIC = Gallery Desk, Breakfront Style
 12036 = Size: Width x Depth

FINISH: Choose Finish

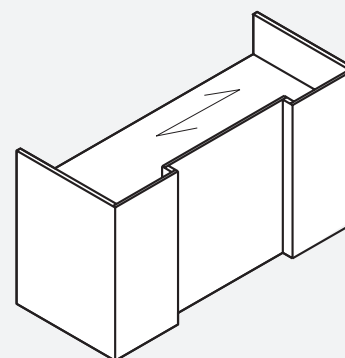
Top Edge Option: Choose Top Edge Option

Standard Grommet:

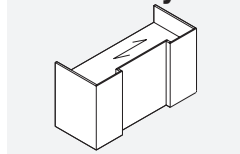
TL - Top Left
 TR - Top Right

Optional Grommet Location:

TC - Top Centre

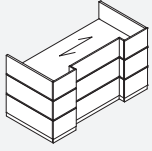


GIC • Gallery/Reception Desk Shell, Breakfront Style



PRODUCT CODE	PRICE				SIZE / INCHES			WEIGHT LBS	VOL FT3
	PB	K	V	U	H	W	D		
() GIC12036	10212	9767	8879	8436	42	120	36	592	105
() GIC10836	9189	8790	7991	7592	42	108	36	533	95
() GIC10236	8681	8302	7548	7170	42	102	36	503	89
() GIC9636	8168	7814	7104	6747	42	96	36	473	84
() GIC9036	7661	7328	6662	6329	42	90	36	444	79
() GIC8436	7147	6836	6215	5904	42	84	36	414	74
() GIC7236	6128	5861	5329	5062	42	72	36	355	63
() GIC7230	5930	5672	5156	4898	42	72	30	315	53
() GIC6630	5781	5530	5027	4775	42	66	30	295	48
() GIC6030	5453	5216	4742	4506	42	60	30	275	44

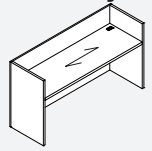
GIC-IN • Gallery/Reception Desk Shell, Breakfront Style with Inlay



PRODUCT CODE	PRICE			SIZE / INCHES			WEIGHT LBS	VOL FT3
	K	V	U	H	W	D		
()GIC12036IN	13246	12042	11439	42	120	36	592	105
()GIC10836IN	12269	11154	10595	42	108	36	533	95
()GIC10236IN	11781	10710	10174	42	102	36	503	89
()GIC9636IN	11292	10266	9753	42	96	36	473	84
()GIC9036IN	10806	9824	9333	42	90	36	444	79
()GIC8436IN	10315	9377	8909	42	84	36	414	74
()GIC7236IN	9340	8490	8066	42	72	36	355	63
()GIC7230IN	9150	8318	7902	42	72	30	315	53
()GIC6630IN	9008	8190	7780	42	66	30	295	48
()GIC6030IN	8696	7905	7509	42	60	30	275	44

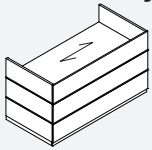
• With Brushed Aluminum Inlay and Kickplate

GC • Gallery/Reception



PRODUCT CODE	PRICE PB	PRICE			SIZE / INCHES			WEIGHT LBS	VOL FT3
		K	V	U	H	W	D		
()GC12036	9285	8882	8074	7671	42	120	36	592	105
()GC10836	8356	7992	7265	6902	42	108	36	533	95
()GC10236	7892	7548	6862	6520	42	102	36	503	89
()GC9636	7426	7104	6457	6134	42	96	36	473	84
()GC9036	6965	6662	6056	5753	42	90	36	444	79
()GC8436	6497	6215	5650	5367	42	84	36	414	74
()GC7236	5575	5332	4847	4604	42	72	36	355	63
()GC7230	5390	5155	4687	4452	42	72	30	315	53
()GC6630	5256	5027	4570	4342	42	66	30	295	48
()GC6030	4957	4742	4311	4096	42	60	30	275	44
()GC12024	7283	6967	6333	6017	42	120	24	392	70
()GC10824	6547	6263	5693	5409	42	108	24	353	63
()GC10224	6187	5917	5379	5110	42	102	24	333	60
()GC9624	5821	5567	5061	4809	42	96	24	314	56
()GC9024	5457	5218	4744	4507	42	90	24	294	53
()GC8424	5095	4873	4430	4209	42	84	24	274	49
()GC7224	4369	4179	3800	3610	42	72	24	235	42
()GC6624	4105	3926	3568	3390	42	66	24	216	39
()GC6024	3846	3679	3344	3177	42	60	24	196	35

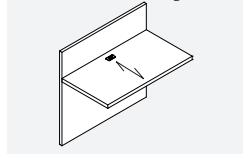
GC-IN • Gallery/Reception with Inlay



PRODUCT CODE	PRICE			SIZE / INCHES			WEIGHT LBS	VOL FT3
	K	V	U	H	W	D		
()GC12036IN	12186	11079	10525	42	120	36	592	105
()GC10836IN	11297	10270	9756	42	108	36	533	95
()GC10236IN	10852	9865	9372	42	102	36	503	89
()GC9636IN	10407	9461	8988	42	96	36	473	84
()GC9036IN	9966	9060	8606	42	90	36	444	79
()GC8436IN	9519	8653	8220	42	84	36	414	74
()GC7236IN	8636	7851	7459	42	72	36	355	63
()GC7230IN	8462	7692	7307	42	72	30	315	53
()GC6630IN	8329	7571	7193	42	66	30	295	48
()GC6030IN	8047	7316	6949	42	60	30	275	44
()GC12024IN	10272	9338	8871	42	120	24	392	70
()GC10824IN	9568	8698	8264	42	108	24	353	63
()GC10224IN	9222	8383	7965	42	102	24	333	60
()GC9624IN	8872	8066	7662	42	96	24	314	56
()GC9024IN	8524	7749	7363	42	90	24	294	53
()GC8424IN	8178	7434	7062	42	84	24	274	49
()GC7224IN	7484	6803	6463	42	72	24	235	42
()GC6624IN	7229	6572	6245	42	66	24	216	39
()GC6024IN	6983	6348	6031	42	60	24	196	35

• With Brushed Aluminum Inlay and Kickplate

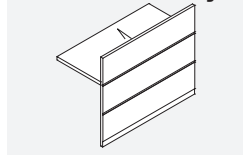
GBT • Gallery Bridge



PRODUCT CODE	PRICE				SIZE / INCHES			WEIGHT LBS	VOL FT3
	PB	K	V	U	H	W	D		
()GBT5624CG	3922	3751	3410	3239	42	56	24	178	32
()GBT5424CG	3922	3751	3410	3239	42	54	24	169	29
()GBT5024CG	3485	3334	3031	2879	42	50	24	151	27
()GBT4824CG	3485	3334	3031	2879	42	48	24	142	26
()GBT4424CG	3048	2916	2650	2518	42	44	24	134	23
()GBT4224CG	3048	2916	2650	2518	42	42	24	127	22
()GBT3824CG	2746	2627	2388	2269	42	38	24	119	20
()GBT3624CG	2746	2627	2388	2269	42	36	24	112	19

• For use between Gallery/Reception Desk and Gallery/Reception Credenza

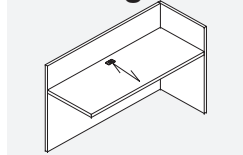
GBT-IN • Gallery Bridge with Inlay



PRODUCT CODE	PRICE				SIZE / INCHES			WEIGHT LBS	VOL FT3
	K	V	U	H	W	D			
()GBT5624INCG	5318	4834	4592		42	56	24	178	32
()GBT5424INCG	5318	4834	4592		42	54	24	169	29
()GBT5024INCG	4898	4453	4232		42	50	24	151	27
()GBT4824INCG	4898	4453	4232		42	48	24	142	26
()GBT4424INCG	4483	4076	3872		42	44	24	134	23
()GBT4224INCG	4483	4076	3872		42	42	24	127	22
()GBT3824INCG	4191	3810	3620		42	38	24	119	20
()GBT3624INCG	4191	3810	3620		42	36	24	112	19

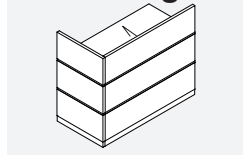
• With Brushed Aluminum Inlay and Kickplate
• For use between Gallery/Reception Desk and Gallery/Reception Credenza

GRR • Right Gallery/Reception Return Shell



PRODUCT CODE	PRICE				SIZE / INCHES			WEIGHT LBS	VOL FT3
	PB	K	V	U	H	W	D		
()GRR7224CG	5498	5259	4781	4542	42	72	24	273	42
()GRR6624CG	5042	4824	4385	4166	42	66	24	250	39
()GRR6024CG	4585	4386	3987	3788	42	60	24	228	35
()GRR5424CG	4129	3949	3590	3411	42	54	24	205	32
()GRR4824CG	3665	3506	3188	3028	42	48	24	182	28
()GRR4224CG	3210	3070	2791	2650	42	42	24	159	25
()GRR3624CG	2888	2763	2511	2386	42	36	24	137	21

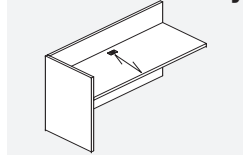
GRR-IN • Right Gallery/Reception Return Shell with Inlay



PRODUCT CODE	PRICE				SIZE / INCHES			WEIGHT LBS	VOL FT3
	K	V	U	H	W	D			
()GRR7224INCG	7346	6678	6344		42	72	24	273	42
()GRR6624INCG	6910	6282	5967		42	66	24	250	39
()GRR6024INCG	6474	5885	5591		42	60	24	228	35
()GRR5424INCG	6036	5487	5213		42	54	24	205	32
()GRR4824INCG	5593	5085	4830		42	48	24	182	28
()GRR4224INCG	5156	4688	4453		42	42	24	159	25
()GRR3624INCG	4850	4409	4189		42	36	24	137	21

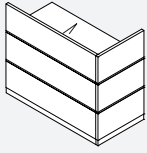
• With Brushed Aluminum Inlay and Kickplate

GRL • Left Gallery/Reception Return Shell



PRODUCT CODE	PRICE				SIZE / INCHES			WEIGHT LBS	VOL FT3
	PB	K	V	U	H	W	D		
()GRL7224CG	5498	5259	4781	4542	42	72	24	273	42
()GRL6624CG	5042	4824	4385	4166	42	66	24	250	39
()GRL6024CG	4585	4386	3987	3788	42	60	24	228	35
()GRL5424CG	4129	3949	3590	3411	42	54	24	205	32
()GRL4824CG	3665	3506	3188	3028	42	48	24	182	28
()GRL4224CG	3210	3070	2791	2650	42	42	24	159	25
()GRL3624CG	2888	2763	2511	2386	42	36	24	137	21

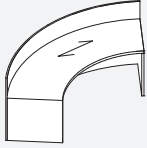
GRL-IN • Left Gallery/Reception Return Shell with Inlay



PRODUCT CODE	PRICE	PRICE			SIZE / INCHES			WEIGHT	VOL
		K	V	U	H	W	D	LBS	FT3
()GRL7224INCG		7346	6678	6344	42	72	24	273	42
()GRL6624INCG		6910	6282	5967	42	66	24	250	39
()GRL6024INCG		6474	5885	5591	42	60	24	228	35
()GRL5424INCG		6036	5487	5213	42	54	24	205	32
()GRL4824INCG		5593	5085	4830	42	48	24	182	28
()GRL4224INCG		5156	4688	4453	42	42	24	159	25
()GRL3624INCG		4850	4409	4189	42	36	24	137	21

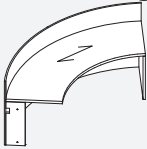
• With Brushed Aluminum Inlay and Kickplate

GCCUS • Freestanding Gallery/Reception



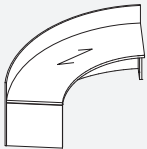
PRODUCT CODE	PRICE	PRICE		SIZE / INCHES			WEIGHT	VOL
		V	U	H	W	D	LBS	FT3
VGCCUS10630H42		12919	12273	42	106	30	647	72
VGCCUS10630H36		11233	10672	36	106	30	592	66

GRCUS • Right End Gallery/Reception



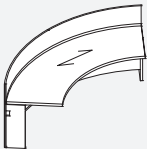
PRODUCT CODE	PRICE	PRICE		SIZE / INCHES			WEIGHT	VOL
		V	U	H	W	D	LBS	FT3
VGRCUS10630H42		12919	12273	42	106	30	647	72
VGRCUS10630H36		11233	10672	36	106	30	592	66

GCLCUS • Left End Gallery/Reception



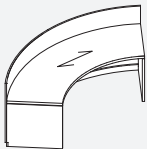
PRODUCT CODE	PRICE	PRICE		SIZE / INCHES			WEIGHT	VOL
		V	U	H	W	D	LBS	FT3
VGCLCUS10630H42		12919	12273	42	106	30	647	72
VGCLCUS10630H36		11233	10672	36	106	30	592	66

GCCCUS • Gallery/Reception Centre Desk



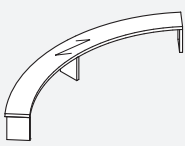
PRODUCT CODE	PRICE	PRICE		SIZE / INCHES			WEIGHT	VOL
		V	U	H	W	D	LBS	FT3
VGCCCUS10630H42		12919	12273	42	106	30	647	72
VGCCCUS10630H36		11233	10672	36	106	30	592	66

GCKCUS • Freestanding Gallery/Reception with Recessed Kickplate



PRODUCT CODE	PRICE	PRICE		SIZE / INCHES			WEIGHT	VOL
		V	U	H	W	D	LBS	FT3
VGCKCUS10630H42		13563	12886	42	106	30	647	72
VGCKCUS10630H36		11795	11205	36	106	30	592	66

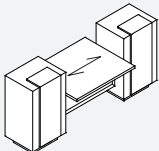
GTTMCUS • Curved Transaction Counter



PRODUCT CODE	PRICE	PRICE		SIZE / INCHES			WEIGHT	VOL
		V	U	H	W	D	LBS	FT3
VGTTMCUS10610		5099	4844	1.5	106	10	84	19

• For Clear Glass Bow Front Transaction Counter over Wood Subtop See P. B.7

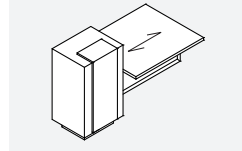
VGTCUS • Reception



PRODUCT CODE	PRICE	PRICE		SIZE / INCHES			WEIGHT	VOL
		V	U	H	W	D	LBS	FT3
VGTCUS9036G		10120	9614	42	90	36	307	36

• Top with Centre Drawer and Aluminum Framed Glass Modesty Panel between 2 Open Bookcases
 • White plinth is standard. For optional solid colours see A.13.

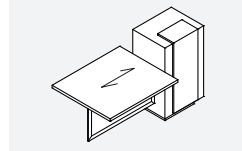
VGRCUS • Right add-on, for VGTCUS



PRODUCT CODE	PRICE				SIZE / INCHES			WEIGHT	VOL
	PB	K	V	U	H	W	D	LBS	FT3
VGRCUS6636G			6325	6009	42	66	36	199	21

- Top with Centre Drawer and Aluminum Framed Glass Modesty Panel, Open Bookcase on Right
- White plinth is standard. For optional solid colours see A.13.

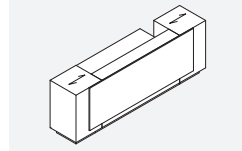
VGLCUS • Left add-on, for VGTCUS



PRODUCT CODE	PRICE				SIZE / INCHES			WEIGHT	VOL
	PB	K	V	U	H	W	D	LBS	FT3
VGLCUS6636G			6325	6009	42	66	36	199	21

- Top with Centre Drawer and Aluminum Framed Glass Modesty Panel, Open Bookcase on Left
- White plinth is standard. For optional solid colours see A.13.

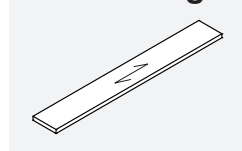
VGCKCUS • Reception with white Raised Decorative Front Panel



PRODUCT CODE	PRICE				SIZE / INCHES			WEIGHT	VOL
	PB	K	V	U	H	W	D	LBS	FT3
VGCKCUS12036DD			17868	16976	42	120	36	592	114

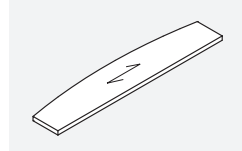
- With 2 Open Bookcase and D Pedestal on Left and Right
- White Raised Decorative Front Panel is standard. For optional solid colours see A.13.

GTT • Rectangular Transaction Counter



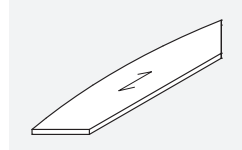
PRODUCT CODE	PRICE				SIZE / INCHES			WEIGHT	VOL
	PB	K	V	U	H	W	D	LBS	FT3
()GTT12010	1555	1487	1352	1285	1.5	120	10	84	8
()GTT11410	1479	1413	1285	1221	1.5	114	10	81	8
()GTT10810	1401	1341	1219	1157	1.5	108	10	78	8
()GTT10210	1325	1267	1151	1094	1.5	102	10	72	7
()GTT9610	1247	1192	1084	1030	1.5	96	10	66	7
()GTT9010	1167	1117	1015	965	1.5	90	10	60	6
()GTT8410	1086	1039	945	898	1.5	84	10	54	6
()GTT7210	932	892	811	771	1.5	72	10	48	5
()GTT6610	855	816	743	705	1.5	66	10	42	5
()GTT6010	779	746	678	644	1.5	60	10	36	4

GTTM • Bow Front Transaction Counter



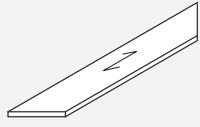
PRODUCT CODE	PRICE				SIZE / INCHES			WEIGHT	VOL
	PB	K	V	U	H	W	D	LBS	FT3
()GTTM1201013	2248	2151	1955	1858	1.5	120	10 13	84	11
()GTTM1141013	2172	2076	1887	1793	1.5	114	10 13	81	10
()GTTM1081013	2094	2003	1821	1730	1.5	108	10 13	78	10
()GTTM1021013	2017	1929	1754	1667	1.5	102	10 13	72	9
()GTTM961013	1941	1856	1687	1603	1.5	96	10 13	66	9
()GTTM901013	1862	1782	1620	1539	1.5	90	10 13	60	8
()GTTM841013	1779	1703	1548	1470	1.5	84	10 13	54	8
()GTTM721013	1626	1556	1415	1344	1.5	72	10 13	48	7
()GTTM661013	1549	1481	1346	1280	1.5	66	10 13	42	6
()GTTM601013	1472	1409	1281	1217	1.5	60	10 13	36	5

GTTMA • Bow Front Transaction Counter with 45° mitred ends



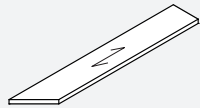
PRODUCT CODE	PRICE				SIZE / INCHES			WEIGHT	VOL
	PB	K	V	U	H	W	D	LBS	FT3
()GTTMA1201013	2335	2234	2031	1929	1.5	120	10 13	84	11
()GTTMA1141013	2259	2161	1965	1867	1.5	114	10 13	81	10
()GTTMA1081013	2182	2087	1897	1802	1.5	108	10 13	78	10
()GTTMA1021013	2103	2011	1828	1737	1.5	102	10 13	72	9
()GTTMA961013	2027	1939	1762	1673	1.5	96	10 13	66	9
()GTTMA901013	1946	1862	1693	1608	1.5	90	10 13	60	8
()GTTMA841013	1868	1787	1624	1543	1.5	84	10 13	54	8
()GTTMA721013	1713	1638	1489	1415	1.5	72	10 13	48	7
()GTTMA661013	1633	1562	1420	1349	1.5	66	10 13	42	6
()GTTMA601013	1558	1491	1355	1286	1.5	60	10 13	36	5

GTTA • Rectangular Transaction Counter with 45° mitred ends



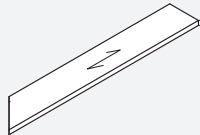
PRODUCT CODE	PRICE				SIZE / INCHES			WEIGHT LBS	VOL FT3
	PB	K	V	U	H	W	D		
()GTTA12010	1746	1670	1518	1443	1.5	120	10	84	8
()GTTA11410	1660	1588	1443	1372	1.5	114	10	81	8
()GTTA10810	1589	1519	1381	1313	1.5	108	10	78	8
()GTTA10210	1510	1446	1314	1248	1.5	102	10	72	7
()GTTA9610	1432	1369	1244	1181	1.5	96	10	66	7
()GTTA9010	1355	1296	1178	1119	1.5	90	10	60	6
()GTTA8410	1275	1221	1110	1055	1.5	84	10	54	6
()GTTA7210	1120	1072	975	927	1.5	72	10	48	5
()GTTA6610	1043	997	906	861	1.5	66	10	42	5
()GTTA6010	966	924	840	798	1.5	60	10	36	4

GTTAR • Mitred Transaction Counter Return, 45° Right



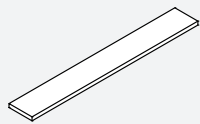
PRODUCT CODE	PRICE				SIZE / INCHES			WEIGHT LBS	VOL FT3
	PB	K	V	U	H	W	D		
()GTTAR12010	1678	1604	1458	1386	1.5	120	10	84	8
()GTTAR11410	1595	1526	1387	1317	1.5	114	10	81	8
()GTTAR10810	1522	1455	1323	1257	1.5	108	10	78	8
()GTTAR10210	1446	1384	1257	1195	1.5	102	10	72	7
()GTTAR9610	1367	1308	1189	1130	1.5	96	10	66	7
()GTTAR9010	1290	1234	1121	1066	1.5	90	10	60	6
()GTTAR8410	1210	1157	1052	999	1.5	84	10	54	6
()GTTAR7810	1130	1082	983	933	1.5	78	10	51	6
()GTTAR7210	1056	1010	918	872	1.5	72	10	48	5
()GTTAR6610	976	933	849	807	1.5	66	10	42	5
()GTTAR6010	901	861	783	744	1.5	60	10	36	4
()GTTAR3610	540	517	470	446	1.5	36	10	24	3
()GTTAR3010	449	430	391	371	1.5	30	10	20	2
()GTTAR2410	362	346	315	299	1.5	24	10	16	2

GTTAL • Mitred Transaction Counter Return, 45° Left



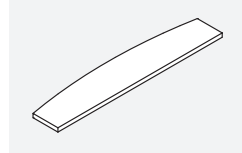
PRODUCT CODE	PRICE				SIZE / INCHES			WEIGHT LBS	VOL FT3
	PB	K	V	U	H	W	D		
()GTTAL12010	1678	1604	1458	1386	1.5	120	10	84	8
()GTTAL11410	1595	1526	1387	1317	1.5	114	10	81	8
()GTTAL10810	1522	1455	1323	1257	1.5	108	10	78	8
()GTTAL10210	1446	1384	1257	1195	1.5	102	10	72	7
()GTTAL9610	1367	1308	1189	1130	1.5	96	10	66	7
()GTTAL9010	1290	1234	1121	1066	1.5	90	10	60	6
()GTTAL8410	1210	1157	1052	999	1.5	84	10	54	6
()GTTAL7810	1130	1082	983	933	1.5	78	10	51	6
()GTTAL7210	1056	1010	918	872	1.5	72	10	48	5
()GTTAL6610	976	933	849	807	1.5	66	10	42	5
()GTTAL6010	901	861	783	744	1.5	60	10	36	4
()GTTAL3610	540	517	470	446	1.5	36	10	24	3
()GTTAL3010	449	430	391	371	1.5	30	10	20	2
()GTTAL2410	362	346	315	299	1.5	24	10	16	2

GTT-G • 3/4" Clear Glass Rectangular Transaction Counter over Wood Subtop



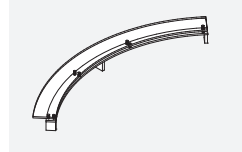
PRODUCT CODE	PRICE	SIZE / INCHES			WEIGHT LBS	VOL FT3
		H	W	D		
GTT12010G	4000	1.5	120	10	84	8
GTT11410G	3861	1.5	114	10	81	8
GTT10810G	3723	1.5	108	10	78	8
GTT10210G	3581	1.5	102	10	72	7
GTT9610G	3441	1.5	96	10	66	7
GTT9010G	3304	1.5	90	10	60	6
GTT8410G	3164	1.5	84	10	54	6
GTT7210G	2961	1.5	72	10	48	5
GTT6610G	2822	1.5	66	10	42	5
GTT6010G	2681	1.5	60	10	36	4

GTTM-G • 3/4" Clear Glass Bow Front Transaction Counter over Wood Subtop



PRODUCT CODE	PRICE	SIZE / INCHES			WEIGHT LBS	VOL FT3
		H	W	D		
GTTM1201013G	4815	1.5	120	10	84	11
GTTM1141013G	4715	1.5	114	10	81	10
GTTM1081013G	4589	1.5	108	10	78	10
GTTM1021013G	4503	1.5	102	10	72	9
GTTM961013G	4463	1.5	96	10	66	9
GTTM901013G	4262	1.5	90	10	60	8
GTTM841013G	4056	1.5	84	10	54	8
GTTM721013G	3727	1.5	72	10	48	7
GTTM661013G	3521	1.5	66	10	42	6
GTTM601013G	3321	1.5	60	10	36	5

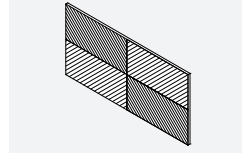
GCCUS-G • 3/4" Clear Glass Bow Front Transaction Counter over Wood Subtop



PRODUCT CODE	PRICE	SIZE / INCHES			WEIGHT LBS	VOL FT3
		H	W	D		
GCCUS10610G	8413	0.75	106	10	84	19

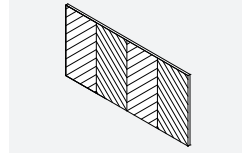
• For Curved Transaction Counter See P.B.4

GFDP-F • Raised Decorative Front Panel for a Reception Desk - Reversed Diamond pattern



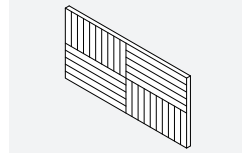
PRODUCT CODE	PRICE	SIZE / INCHES			WEIGHT LBS	VOL FT3
		H	W	D		
GFDP10830F	2365	30	108	1	84	8
GFDP9630F	2104	30	96	1	81	8
GFDP9030F	1968	30	90	1	78	8
GFDP8430F	1840	30	84	1	72	7
GFDP7230F	1574	30	72	1	66	7
GFDP6030F	1315	30	60	1	60	6
GFDP5430F	1183	30	54	1	54	6
GFDP4830F	1054	30	48	1	48	5

GFDP-RIB • Raised Decorative Front Panel for a Reception Desk - Vertical Rib pattern



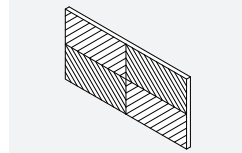
PRODUCT CODE	PRICE	SIZE / INCHES			WEIGHT LBS	VOL FT3
		H	W	D		
GFDP10830RIB	2365	30	108	1	84	8
GFDP9630RIB	2104	30	96	1	81	8
GFDP9030RIB	1968	30	90	1	78	8
GFDP8430RIB	1840	30	84	1	72	7
GFDP7230RIB	1574	30	72	1	66	7
GFDP6030RIB	1315	30	60	1	60	6
GFDP5430RIB	1183	30	54	1	54	6
GFDP4830RIB	1054	30	48	1	48	5

GFDP-BW • Raised Decorative Front Panel for a Reception Desk - Basket Weave pattern



PRODUCT CODE	PRICE	SIZE / INCHES			WEIGHT LBS	VOL FT3
		H	W	D		
GFDP10830BW	2718	30	108	1	84	8
GFDP9630BW	2417	30	96	1	81	8
GFDP9030BW	2263	30	90	1	78	8
GFDP8430BW	2114	30	84	1	72	7
GFDP7230BW	1812	30	72	1	66	7
GFDP6030BW	1511	30	60	1	60	6
GFDP5430BW	1361	30	54	1	54	6
GFDP4830BW	1211	30	48	1	48	5

GFDP-D • Raised Decorative Front Panel for a Reception Desk - Diamond pattern



PRODUCT CODE	PRICE	SIZE / INCHES			WEIGHT LBS	VOL FT3
		H	W	D		
GFDP10830D	2365	30	108	1	84	8
GFDP9630D	2104	30	96	1	81	8
GFDP9030D	1968	30	90	1	78	8
GFDP8430D	1840	30	84	1	72	7
GFDP7230D	1574	30	72	1	66	7
GFDP6030D	1315	30	60	1	60	6
GFDP5430D	1183	30	54	1	54	6
GFDP4830D	1054	30	48	1	48	5

CONFERENCE ROOM TABLES • GENERAL INFORMATION


Conference Table Top Detailing:

Descor is offering a variety of Conference Table Top options. Edge profiles are available to match all Series edge details.


Conference Table Base Detailing:

For an individual and more customized design, customers are able to choose from many different Conference Table Base options.


CONFERENCE TABLE TOP OPTIONS




ROund




BOat Bow Ends




REctangular




WAve



**Radius
REctangular
Corners**




RAcetrack



BOat Bow Ends



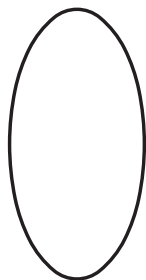
REctangular




WAve




**Radius
REctangular
Corners**




OVal



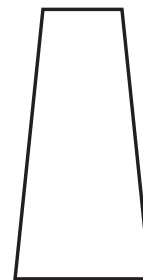
**REctangular
Bow Ends**



BOat



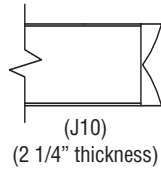
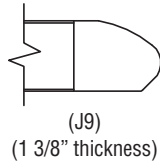
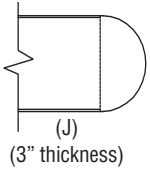
WEdge Bow Ends



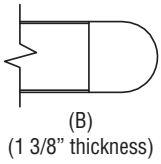
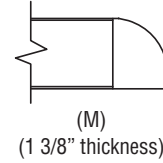
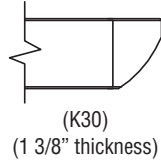
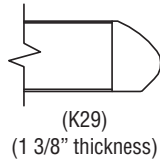
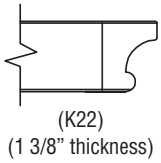
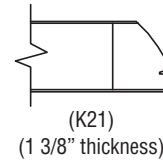
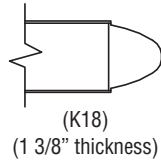
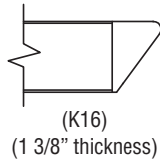
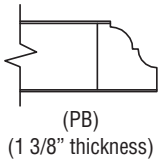
WEdge

CONFERENCE TABLE EDGES

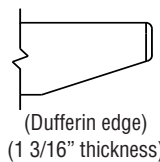
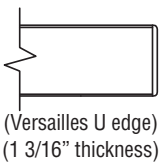
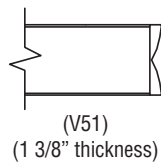
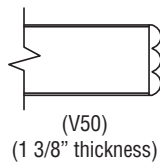
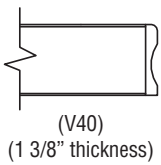
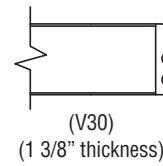
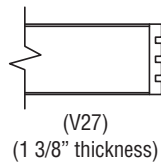
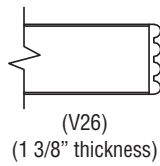
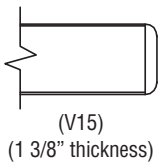
Group 1:



Group 2:

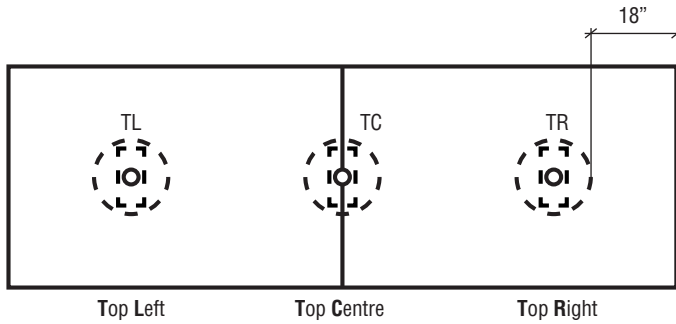


Group 3:

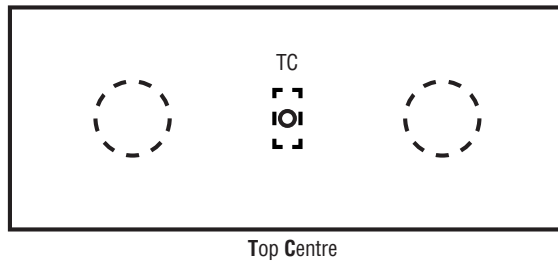


Note: Price is depended on the Conference Table Edge **Groups** (Group 1, Group 2 or Group 3) from which the Edge is chosen!

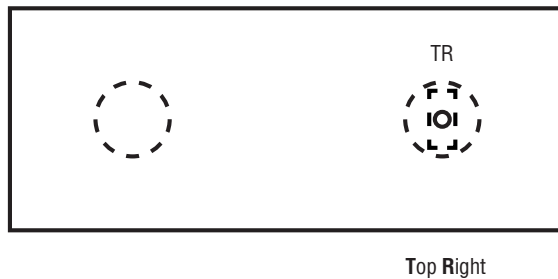
CONFERENCE ROOM TABLES • STANDARD GROMMET LOCATIONS



18" is the standard clearance for tables. A minimum of 15" is required.



Top Centre grommet location without a base.



Top Right grommet location is centred over base.

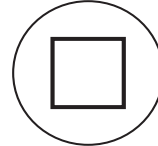
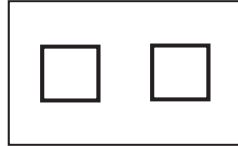
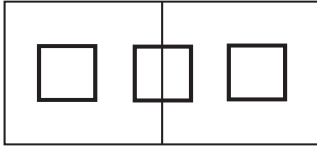
CONFERENCE TABLE TOP AND BASE GUIDE

Table Tops 144" and over
(2 Sections, min. 3 bases)

Table Tops up to 120"
(1 Section, min. 2 bases)

Round Table Tops up to 60"
(1 Section, min. 1 base)

Description



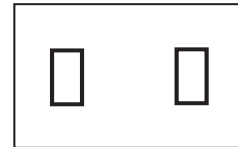
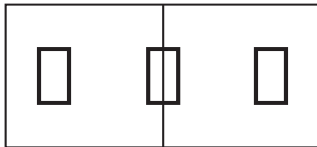
TP24(J) (for 60" deep tops)
TP20(J) (for 48" and 54" deep tops)
TP16(J) (for 30", 36" and 42" deep tops)

TPM24(J) (for 60" deep tops)
TPM20(J) (for 48" and 54" deep tops)
TPM16(J) (for 30", 36" and 42" deep tops)

TPM224(J) (for 60" deep tops)
TPM220(J) (for 48" and 54" deep tops)
TPM216(J) (for 30", 36" and 42" deep tops)

TELS24(J) (for 60" deep tops)
TELS20(J) (for 48" and 54" deep tops)
TELS16(J) (for 30", 36" and 42" deep tops)

TELS24(J) (for 60" deep tops)
TELS20(J) (for 48" and 54" deep tops)
TELS16(J) (for 30", 36" and 42" deep tops)

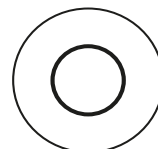
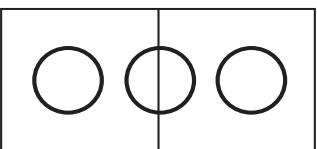


TP2412(J) (for 60" deep tops)
TP2012(J) (for 48" and 54" deep tops)
TP1612(J) (for 30", 36" and 42" deep tops)

TPML(C)2412(J) (for 60" deep tops)
TPML(C)2012(J) (for 48" and 54" deep tops)
TPML(C)1612(J) (for 30", 36" and 42" deep tops)

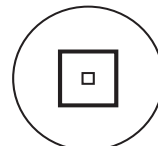
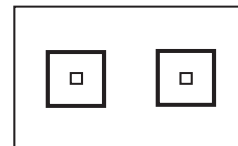
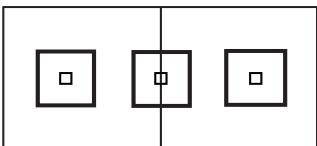
TELR2412(J) (for 60" deep tops)
TELR2012(J) (for 48" and 54" deep tops)
TELR1612(J) (for 30", 36" and 42" deep tops)

TELR2412(J) (for 60" deep tops)
TELR2012(J) (for 48" and 54" deep tops)
TELR1612(J) (for 30", 36" and 42" deep tops)



TD30(J) (for 60" deep tops)
TD22(J) (for 48" and 54" deep tops)
TD18(J) (for 30", 36" and 42" deep tops)

TD30M (for 60" deep tops)
TD22M (for 48" and 54" deep tops)
TD18M (for 30", 36" and 42" deep tops)



TTSQ30 (for 48" and 54" deep tops)
TTSQ23(BH) (for 36" and 42" deep tops)
TTSQ18(BH) (for 30" deep tops)

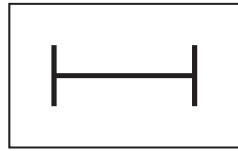
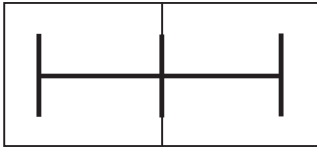
Table Tops 144" and over (2 Sections, min. 3 bases)	Table Tops up to 120" (1 Section, min. 2 bases)	Round Table Tops up to 60" (1 Section, min. 1 base)	Description
			<p>TRUM30 (for 48" and 54" deep tops) TRUM24(BH) (for 36" and 42" deep tops) TRUM18(BH) (for 30" deep tops)</p> <p>F6P36 (for 54" deep tops) F4P30 (for 42" and 48" deep tops) F4P24 (for 36" deep tops) F3P18 (for 30" deep tops)</p>
			<p>TEX(L)30 (for 60" deep tops) TEX(L)24 (for 48" and 54" deep tops) TEX(L)18 (for 30" and 36" and 42" deep tops)</p>
			<p>TE(L)36 (for 54" and 60" deep tops) TE(L)30 (for 42" and 48" deep tops) TE(L)18 (for 30" and 36" deep tops)</p>
<p>Table Tops that exceed:</p> <ul style="list-style-type: none"> • 120" in one section will need to be ordered with 1 Set of 60" Support Bars • 192" in two sections will need to be ordered with 2 Sets of 60" Support Bars • 216" in two sections will need to be ordered with 2 Sets of 72" Support Bars • 240" in two sections will need to be ordered with 2 Sets of 84" Support Bars 			
			<p>SM06(M) SM04(M) SM03(M)</p> <p>SN06(M) SN04(M) SN03(M)</p>
<p>Table Tops that exceed:</p> <ul style="list-style-type: none"> • 120" in one section will need to be ordered with 1 Set of 60" Support Bars • 192" in two sections will need to be ordered with 2 Sets of 60" Support Bars • 216" in two sections will need to be ordered with 2 Sets of 72" Support Bars • 240" in two sections will need to be ordered with 2 Sets of 84" Support Bars 			
			<p>TX36 (for 54" and 60" deep tops) TX30 (for 42" and 48" deep tops) TX22 (for 30" and 36" deep tops)</p> <p>TZ36 (for 48" and 54" deep tops) TZ26 (for 30", 36" and 42" deep tops)</p> <p>TT36 (for 48" and 54" deep tops) TT26 (for 30", 36" and 42" deep tops)</p> <p>TFTLTX36 (for 54" deep tops) TFTLTX30 (for 42" and 48" deep tops) TFTLTX22 (for 30" and 36" deep tops)</p>

Table Tops 144" and over
(2 Sections, min. 3 bases)

Table Tops up to 120"
(1 Section, min. 2 bases)

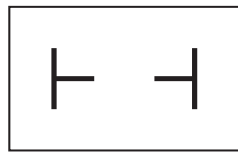
Round Table Tops up to 60"
(1 Section, min. 1 base)

Description



TH36 (for 54" and 60" deep tops)
TH30 (for 42" and 48" deep tops)
TH22 (for 30" and 36" deep tops)

PTH36PB (for 54" and 60" deep tops)
PTH30PB (for 42" and 48" deep tops)
PTH22PB (for 30" and 36" deep tops)



TTFL3P36 (for 48", 54" and 60" deep tops)
TTFL3P24 (for 30", 36" and 42" deep tops)

TTFLT36 (for 48", 54" and 60" deep tops)
TTFLT24 (for 30", 36" and 42" deep tops)

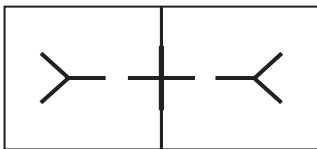
TZE36 (for 48", 54" and 60" deep tops)
TZE26 (for 30", 36" and 42" deep tops)

TTE36 (for 48", 54" and 60" deep tops)
TTE26 (for 30", 36" and 42" deep tops)

TZM36 (for 48", 54" and 60" deep tops)
TZM26 (for 30", 36" and 42" deep tops)

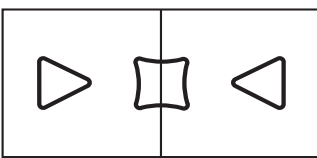
TTM36 (for 48", 54" and 60" deep tops)
TTM26 (for 30", 36" and 42" deep tops)

Note: TZM and TTM are only used on 2 Section tables to support the middle Section!



TW36 (for 54" and 60" deep tops)
TW30 (for 42" and 48" deep tops)
TW22 (for 30" and 36" deep tops)

TX36 (for 54" and 60" deep tops)
TX30 (for 42" and 48" deep tops)
TX22 (for 30" and 36" deep tops)

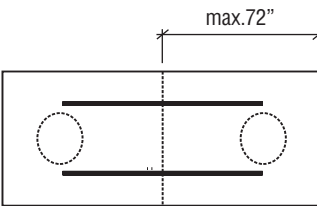


TET(L)30 (for 60" deep tops)
TET(L)24 (for 48" and 54" deep tops)
TET(L)18 (for 30", 36" and 42" deep tops)

TEX(L)30 (for 60" deep tops)
TEX24(L) (for 48" and 54" deep tops)
TEX18(L) (for 30", 36" and 42" deep tops)

METAL TABLE SUPPORT BARS

If design considerations or dimension requirements dictate an unsupported table joint, metal table support bars will be necessary.



- TSUP54
- TSUP60
- TSUP66
- TSUP72
- TSUP78
- TSUP84
- TSUP90

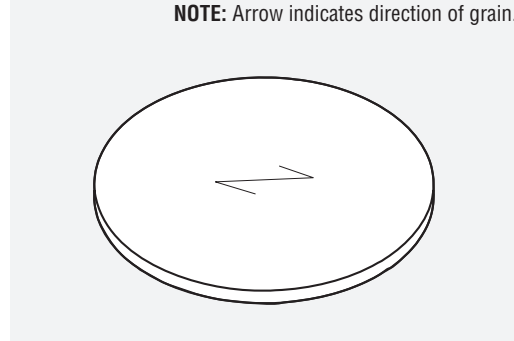
CONFERENCE ROOM TABLES • GUIDELINES FOR ORDERING PRODUCT

CODES: The price list uses a numbering system with meaningful alphanumeric characters to create a simple-to-understand product number. This makes specifying the product easy and accurate.

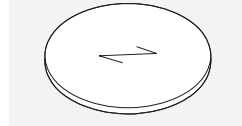
NOTE: Arrow indicates direction of grain.

SPECIFICATION EXAMPLE OF A CONFERENCE ROOM TABLE

PRODUCT CODE: R048(V)
 (V) = Versailles Series (Group 3)
 RO = Round Conference Table Top
 48 = Size: Width x Depth
FINISH: Choose Finish

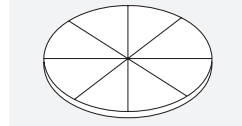


RO • Round Conference Table Top



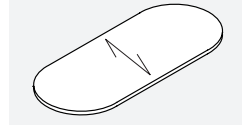
PRODUCT CODE	GROUP 1	GROUP 2	GROUP 3	SIZE / INCHES			WEIGHT LBS	VOL FT3
				H	W	D		
R060()	4690	3751	3376	1.5	60	60	150	11
R048()	3751	3001	2702	1.5	48	48	96	7
R042()	3369	2695	2426	1.5	42	42	74	6
R036()	3005	2403	2162	1.5	36	36	54	4
R030()	2505	2004	1804	1.5	30	30	38	3

RO-S • Round Conference Table Top with sunburst veneer pattern



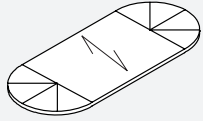
PRODUCT CODE	GROUP 1	GROUP 2	GROUP 3	SIZE / INCHES			WEIGHT LBS	VOL FT3
				H	W	D		
R060S()	5155	4124	3712	1.5	60	60	150	11
R048S()	4236	3389	3050	1.5	48	48	96	7
R042S()	3665	2932	2639	1.5	42	42	74	6
R036S()	3297	2638	2374	1.5	36	36	54	4
R030S()	2922	2338	2105	1.5	30	30	38	3

RA • Racetrack Conference Table Top



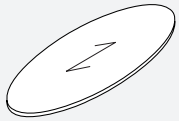
PRODUCT CODE	GROUP 1	GROUP 2	GROUP 3	SIZE / INCHES			WEIGHT LBS	VOL FT3
				H	W	D		
RA24054()	19668	15734	14161	1.5	240	54	540	39
RA21654()	16803	13442	12098	1.5	216	54	486	35
RA19254()	15963	12770	11494	1.5	192	54	432	31
RA16848()	12255	9803	8823	1.5	168	48	336	25
RA14448()	9896	7917	7125	1.5	144	48	288	21
RA12048()	8507	6805	6125	1.5	120	48	240	18
RA9648()	6924	5539	4985	1.5	96	48	192	14
RA8442()	6238	4990	4492	1.5	84	42	147	11
RA7242()	5567	4453	4008	1.5	72	42	126	9
RA8436()	5567	4453	4008	1.5	84	36	126	9
RA7236()	4768	3815	3434	1.5	72	36	108	8
RA6636()	3643	2915	2624	1.5	66	36	99	7
RA8430()	4638	3711	3339	1.5	84	30	105	8
RA7230()	3976	3181	2863	1.5	72	30	90	7
RA6630()	3643	2915	2624	1.5	66	30	83	6
RA6030()	3313	2650	2385	1.5	60	30	75	6
RA5430()	2985	2388	2150	1.5	54	30	68	5
RA8422()	3712	2969	2673	1.5	84	22	77	6
RA7222()	3188	2550	2295	1.5	72	22	66	5
RA6622()	2919	2335	2101	1.5	66	22	61	5
RA6022()	2653	2122	1910	1.5	60	22	55	4
RA5422()	2391	1913	1722	1.5	54	22	50	4
RA4822()	2301	1840	1656	1.5	48	22	44	3

RA-S • Racetrack Conference Table Top with sunburst veneer pattern



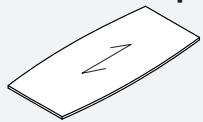
PRODUCT CODE	GROUP 1	GROUP 2	GROUP 3	SIZE / INCHES			WEIGHT LBS	VOL FT3
				H	W	D		
RA24054S()	22041	17633	15869	1.5	240	54	540	39
RA21654S()	18832	15066	13559	1.5	216	54	486	35
RA19254S()	17888	14310	12880	1.5	192	54	432	31
RA16848S()	13732	10986	9887	1.5	168	48	336	25
RA14448S()	11088	8870	7983	1.5	144	48	288	21
RA12048S()	9534	7627	6864	1.5	120	48	240	18
RA9648S()	7758	6206	5585	1.5	96	48	192	14
RA8442S()	6916	5533	4980	1.5	84	42	147	11
RA7242S()	6238	4990	4492	1.5	72	42	126	9
RA8436S()	6238	4990	4492	1.5	84	36	126	9
RA7236S()	5351	4281	3853	1.5	72	36	108	8
RA6636S()	4086	3269	2943	1.5	66	36	99	7
RA8430S()	5196	4157	3742	1.5	84	30	105	8
RA7230S()	4458	3566	3210	1.5	72	30	90	7
RA6630S()	4308	3446	3102	1.5	66	30	83	6
RA6030S()	3718	2975	2677	1.5	60	30	75	6
RA5430S()	3345	2676	2409	1.5	54	30	68	5
RA8422S()	4160	3328	2995	1.5	84	22	77	6
RA7222S()	3566	2853	2567	1.5	72	22	66	5
RA6622S()	3272	2617	2355	1.5	66	22	61	5
RA6022S()	2974	2379	2141	1.5	60	22	55	4
RA5422S()	2676	2141	1927	1.5	54	22	50	4
RA4822S()	2577	2061	1854	1.5	48	22	44	3

OV • Oval Conference Table Top



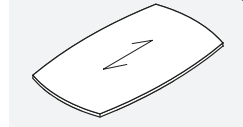
PRODUCT CODE	GROUP 1	GROUP 2	GROUP 3	SIZE / INCHES			WEIGHT LBS	VOL FT3
				H	W	D		
OV24054()	24586	19669	17702	1.5	240	54	540	39
OV21654()	21009	16808	15127	1.5	216	54	486	35
OV19254()	19949	15959	14364	1.5	192	54	432	31
OV16848()	15321	12257	11032	1.5	168	48	336	25
OV14448()	12368	9894	8905	1.5	144	48	288	21
OV12048()	10462	8370	7533	1.5	120	48	240	18
OV9648()	8656	6925	6233	1.5	96	48	192	14
OV8442()	7800	6240	5616	1.5	84	42	147	11
OV7242()	6961	5569	5013	1.5	72	42	126	9
OV8436()	6961	5569	5013	1.5	84	36	126	9
OV7236()	5964	4771	4294	1.5	72	36	108	8
OV6636()	4561	3649	3284	1.5	66	36	99	7
OV8430()	5798	4638	4175	1.5	84	30	105	8
OV7230()	4971	3977	3579	1.5	72	30	90	7
OV6630()	4561	3649	3284	1.5	66	30	83	6
OV6030()	4144	3315	2983	1.5	60	30	75	6
OV5430()	3733	2986	2688	1.5	54	30	68	5
OV8422()	4638	3711	3339	1.5	84	22	77	6
OV7222()	3976	3181	2863	1.5	72	22	66	5
OV6622()	3643	2915	2624	1.5	66	22	61	5
OV6022()	3313	2650	2385	1.5	60	22	55	4
OV5422()	2985	2388	2150	1.5	54	22	50	4
OV4822()	2873	2298	2068	1.5	48	22	44	3

BO • Boat Shaped Conference Table Top



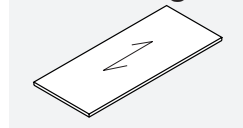
PRODUCT CODE	GROUP 1	GROUP 2	GROUP 3	SIZE / INCHES			WEIGHT LBS	VOL FT3
				H	W	D		
BO24054()	16634	13308	11977	1.5	240	54	540	39
BO21654()	14952	11962	10765	1.5	216	54	486	35
BO19254()	13266	10612	9551	1.5	192	54	432	31
BO16848()	10566	8453	7608	1.5	168	48	336	25
BO14448()	8550	6841	6157	1.5	144	48	288	21
BO12048()	7159	5728	5155	1.5	120	48	240	18
BO9648()	5815	4652	4187	1.5	96	48	192	14
BO8442()	5365	4292	3863	1.5	84	42	147	11
BO7242()	4722	3777	3399	1.5	72	42	126	9

BOBE • Boat Shaped Conference Table Top with Bow Ends



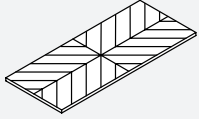
PRODUCT CODE	GROUP 1	GROUP 2	GROUP 3	SIZE / INCHES			WEIGHT LBS	VOL FT3
				H	W	D		
BOBE24054()	19127	15302	13772	1.5	240	54	540	39
BOBE21654()	17195	13756	12380	1.5	216	54	486	35
BOBE19254()	15258	12207	10986	1.5	192	54	432	31
BOBE5454()	4291	3433	3089	1.5	54	54	121	9
BOBE16848()	12154	9723	8750	1.5	168	48	336	25
BOBE14448()	9831	7865	7078	1.5	144	48	288	21
BOBE12048()	8234	6587	5928	1.5	120	48	240	18
BOBE9648()	6688	5350	4815	1.5	96	48	192	14
BOBE4848()	3620	2895	2605	1.5	48	48	96	7
BOBE8442()	5981	4785	4307	1.5	84	42	147	11
BOBE7242()	5430	4344	3910	1.5	72	42	126	9
BOBE4242()	3168	2535	2281	1.5	42	42	74	5

RE • Rectangular Shaped Conference Table Top



PRODUCT CODE	GROUP 1	GROUP 2	GROUP 3	SIZE / INCHES			WEIGHT LBS	VOL FT3
				H	W	D		
RE24054()	14612	11690	10521	1.5	240	54	540	39
RE21654()	13266	10612	9551	1.5	216	54	486	35
RE19254()	11578	9263	8336	1.5	192	54	432	31
RE5454()	3256	2604	2344	1.5	54	54	121	9
RE16848()	8884	7107	6396	1.5	168	48	336	25
RE14448()	7031	5625	5062	1.5	144	48	288	21
RE12048()	5976	4781	4302	1.5	120	48	240	18
RE9648()	4633	3706	3336	1.5	96	48	192	14
RE4848()	2314	1851	1666	1.5	48	48	96	7
RE8442()	4219	3375	3038	1.5	84	42	147	11
RE7242()	3712	2969	2673	1.5	72	42	126	9
RE4242()	2168	1734	1561	1.5	42	42	74	5
RE8436()	3775	3020	2718	1.5	84	36	126	9
RE7236()	3188	2550	2295	1.5	72	36	108	8
RE6636()	2433	1946	1752	1.5	66	36	99	7
RE3636()	1326	1060	954	1.5	36	36	54	4
RE8430()	3096	2476	2229	1.5	84	30	105	8
RE7230()	2658	2126	1913	1.5	72	30	90	7
RE6630()	2433	1946	1752	1.5	66	30	83	6
RE6030()	2208	1767	1590	1.5	60	30	75	6
RE5430()	1996	1596	1437	1.5	54	30	68	5
RE3030()	1106	885	796	1.5	30	30	38	3
RE8424()	2701	2160	1944	1.5	84	24	84	6
RE7224()	2311	1849	1664	1.5	72	24	72	5
RE6624()	2120	1696	1527	1.5	66	24	66	5
RE6024()	1927	1542	1388	1.5	60	24	60	4
RE5424()	1738	1390	1251	1.5	54	24	55	4
RE4824()	1668	1334	1201	1.5	48	24	48	3
RE2424()	769	615	554	1.5	24	24	21	3
RE8422()	2480	1984	1786	1.5	84	22	77	6
RE7222()	2120	1696	1527	1.5	72	22	66	5
RE6622()	1946	1557	1402	1.5	66	22	61	5
RE6022()	1771	1417	1275	1.5	60	22	55	4
RE5422()	1589	1271	1144	1.5	54	22	50	4
RE4822()	1531	1225	1103	1.5	48	22	44	3
RE2222()	704	563	506	1.5	22	22	20	2

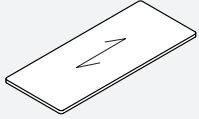
RE-F • Rectangular Shaped Conference Table Top



PRODUCT CODE	GROUP 1	GROUP 2	GROUP 3	SIZE / INCHES			WEIGHT LBS	VOL FT3
				H	W	D		
RE24054F ()	16564	13251	11926	1.5	240	54	540	39
RE21654F ()	15086	12069	10862	1.5	216	54	486	35
RE19254F ()	13226	10581	9523	1.5	192	54	432	31
RE5454F ()	3721	2977	2679	1.5	54	54	119	9
RE16848F ()	10268	8214	7393	1.5	168	48	336	25
RE14448F ()	8228	6583	5925	1.5	144	48	288	21
RE12048F ()	6903	5522	4970	1.5	120	48	240	18
RE9648F ()	5426	4341	3907	1.5	96	48	192	14
RE4848F ()	2711	2169	1952	1.5	48	48	98	7
RE8442F ()	4931	3944	3549	1.5	84	42	147	11
RE7242F ()	4370	3496	3146	1.5	72	42	126	9
RE4242F ()	2553	2043	1838	1.5	42	42	74	5
RE8436F ()	4370	3496	3146	1.5	84	36	126	9
RE7236F ()	3746	2997	2697	1.5	72	36	108	8
RE6636F ()	2863	2291	2062	1.5	66	36	99	7
RE3636F ()	1829	1463	1316	1.5	36	36	54	4
RE8430F ()	3638	2910	2619	1.5	84	30	105	8
RE7230F ()	3245	2596	2336	1.5	72	30	90	7
RE6630F ()	3123	2498	2249	1.5	66	30	83	6
RE6030F ()	2863	2291	2062	1.5	60	30	75	6
RE5430F ()	2342	1874	1686	1.5	54	30	68	5
RE3030F ()	1299	1039	935	1.5	30	30	38	3

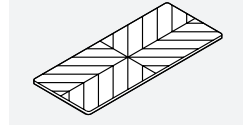
• Reversed Diamond pattern

RRE • Rectangular Shaped Conference Table Top with Radiused Corners



PRODUCT CODE	GROUP 1	GROUP 2	GROUP 3	SIZE / INCHES			WEIGHT LBS	VOL FT3
				H	W	D		
RRE24054 ()	17547	14037	12633	1.5	240	54	540	39
RRE21654 ()	15995	12796	11516	1.5	216	54	486	35
RRE19254 ()	14059	11247	10122	1.5	192	54	432	31
RRE5454 ()	3958	3166	2849	1.5	54	54	119	9
RRE16848 ()	10958	8767	7890	1.5	168	48	336	25
RRE14448 ()	8826	7061	6355	1.5	144	48	288	21
RRE12048 ()	7371	5897	5307	1.5	120	48	240	18
RRE9648 ()	5822	4658	4192	1.5	96	48	196	14
RRE4848 ()	2909	2327	2095	1.5	48	48	98	7
RRE8442 ()	5279	4223	3801	1.5	84	42	147	11
RRE7242 ()	4702	3761	3385	1.5	72	42	126	9
RRE4242 ()	2745	2196	1976	1.5	42	42	74	5
RRE8436 ()	4702	3761	3385	1.5	84	36	126	9
RRE7236 ()	4027	3222	2900	1.5	72	36	108	8
RRE6636 ()	3077	2462	2216	1.5	66	36	99	7
RRE3636 ()	1680	1344	1209	1.5	36	36	54	4
RRE8430 ()	3919	3135	2822	1.5	84	30	105	8
RRE7230 ()	3356	2685	2416	1.5	72	30	90	7
RRE6630 ()	3077	2462	2216	1.5	66	30	83	6
RRE6030 ()	2796	2236	2013	1.5	60	30	75	6
RRE5430 ()	2521	2017	1816	1.5	54	30	68	5
RRE3030 ()	1402	1121	1009	1.5	30	30	38	3

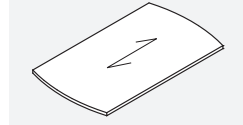
RRE-F • Rectangular Shaped Conference Table Top with Radiused Corners



PRODUCT CODE	GROUP 1	GROUP 2	GROUP 3	SIZE / INCHES			WEIGHT LBS	VOL FT3
				H	W	D		
RRE24054F ()	19791	15833	14249	1.5	240	54	540	39
RRE21654F ()	18086	14469	13022	1.5	216	54	486	35
RRE19254F ()	15953	12762	11485	1.5	192	54	432	31
RRE5454F ()	4489	3591	3231	1.5	54	54	119	9
RRE16848F ()	12547	10038	9034	1.5	168	48	336	25
RRE14448F ()	10198	8159	7343	1.5	144	48	288	21
RRE12048F ()	8436	6748	6073	1.5	120	48	240	18
RRE9648F ()	6724	5379	4841	1.5	96	48	192	14
RRE4848F ()	3366	2693	2424	1.5	48	48	98	7
RRE8442F ()	6095	4876	4388	1.5	84	42	147	11
RRE7242F ()	5453	4362	3926	1.5	72	42	126	9
RRE4242F ()	3181	2544	2290	1.5	42	42	74	5
RRE8436F ()	5453	4362	3926	1.5	84	36	126	9
RRE7236F ()	4679	3743	3368	1.5	72	36	108	8
RRE6636F ()	3574	2859	2573	1.5	66	36	99	7
RRE3636F ()	1953	1562	1406	1.5	36	36	54	4
RRE8430F ()	4543	3635	3271	1.5	84	30	105	8
RRE7230F ()	3898	3118	2807	1.5	72	30	90	7
RRE6630F ()	3574	2859	2573	1.5	66	30	83	6
RRE6030F ()	3245	2596	2336	1.5	60	30	75	6
RRE5430F ()	2924	2339	2105	1.5	54	30	68	5
RRE3030F ()	1626	1301	1171	1.5	30	30	38	3

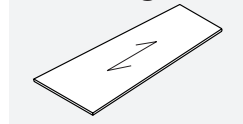
• Reversed Diamond pattern

REBE • Rectangular Shaped Conference Table Top with Bow Ends



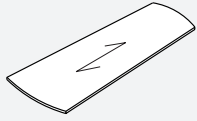
PRODUCT CODE	GROUP 1	GROUP 2	GROUP 3	SIZE / INCHES			WEIGHT LBS	VOL FT3
				H	W	D		
REBE24054 ()	16803	13442	12098	1.5	240	54	540	39
REBE21654 ()	15258	12207	10986	1.5	216	54	486	35
REBE19254 ()	13319	10655	9589	1.5	192	54	432	31
REBE16848 ()	10216	8173	7355	1.5	168	48	336	25
REBE14448 ()	8089	6471	5824	1.5	144	48	288	21
REBE12048 ()	6875	5500	4950	1.5	120	48	240	18
REBE9648 ()	5326	4261	3835	1.5	96	48	192	14
REBE8442 ()	4851	3881	3492	1.5	84	42	147	11
REBE7242 ()	4269	3415	3074	1.5	72	42	126	9
REBE8436 ()	4269	3415	3074	1.5	84	36	126	9
REBE7236 ()	3664	2931	2638	1.5	72	36	108	8
REBE6636 ()	2794	2235	2012	1.5	66	36	99	7
REBE8430 ()	3562	2849	2565	1.5	84	30	105	8
REBE7230 ()	3055	2444	2200	1.5	72	30	90	7
REBE6630 ()	2794	2235	2012	1.5	66	30	83	6
REBE6030 ()	2540	2032	1829	1.5	60	30	75	6
REBE5430 ()	2291	1833	1650	1.5	54	30	68	5

WE • Wedged Shaped Conference Table Top



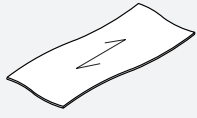
PRODUCT CODE	GROUP 1	GROUP 2	GROUP 3	SIZE / INCHES			WEIGHT LBS	VOL FT3
				H	W	D		
WE2405442 ()	14612	11690	10521	1.5	240	54	540	39
WE2165442 ()	13266	10612	9551	1.5	216	54	486	35
WE1925442 ()	11578	9263	8336	1.5	192	54	432	31
WE1684836 ()	8884	7107	6396	1.5	168	48	336	25
WE1444836 ()	7031	5625	5062	1.5	144	48	288	21
WE1204836 ()	5976	4781	4302	1.5	120	48	240	18
WE964836 ()	5212	4170	3752	1.5	96	48	192	14
WE844230 ()	4219	3375	3038	1.5	84	42	147	11
WE724230 ()	3712	2969	2673	1.5	72	42	126	9
WE843624 ()	3712	2969	2673	1.5	84	36	126	9
WE723624 ()	3188	2550	2295	1.5	72	36	108	8
WE663624 ()	2433	1946	1752	1.5	66	36	99	7

WEBE • Wedge Shaped Conference Table Top with Bow Ends



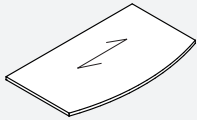
PRODUCT CODE	GROUP 1	GROUP 2	GROUP 3	SIZE / INCHES			WEIGHT LBS	VOL FT3
				H	W	D		
WEBE2405442()	16803	13442	12098	1.5	240	54	540	39
WEBE2165442()	15258	12207	10986	1.5	216	54	486	35
WEBE1925442()	13317	10654	9588	1.5	192	54	432	31
WEBE1684836()	10216	8173	7355	1.5	168	48	336	25
WEBE1444836()	8089	6471	5824	1.5	144	48	288	21
WEBE1204836()	6875	5500	4950	1.5	120	48	240	18
WEBE964836()	5328	4262	3836	1.5	96	48	192	14
WEBE844230()	4851	3881	3492	1.5	84	42	147	11
WEBE724230()	4269	3415	3074	1.5	72	42	126	9
WEBE843624()	4269	3415	3074	1.5	84	36	126	9
WEBE723624()	3664	2931	2638	1.5	72	36	108	8
WEBE663624()	2794	2235	2012	1.5	66	36	99	7

WA • Wave Shaped Conference Table Top



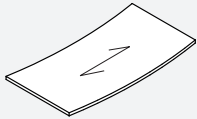
PRODUCT CODE	GROUP 1	GROUP 2	GROUP 3	SIZE / INCHES			WEIGHT LBS	VOL FT3
				H	W	D		
WA24054()	20096	16077	14470	1.5	240	54	540	39
WA21654()	17398	13919	12526	1.5	216	54	486	35
WA5454()	4353	3482	3134	1.5	54	54	122	9
WA19248()	16600	13280	11952	1.5	192	48	432	31
WA16848()	12793	10235	9212	1.5	168	48	336	25
WA14448()	10565	8452	7607	1.5	144	48	288	21
WA12048()	8586	6868	6181	1.5	120	48	240	18
WA9648()	7565	6052	5446	1.5	96	48	192	14
WA4848()	3786	3028	2725	1.5	48	48	96	7
WA8442()	6874	5499	4949	1.5	84	42	147	11
WA7242()	6234	4987	4489	1.5	72	42	126	9
WA4242()	3637	2909	2618	1.5	42	42	74	5

BOW • Modular Bow Top



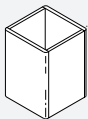
PRODUCT CODE	GROUP 1	GROUP 2	GROUP 3	SIZE / INCHES			WEIGHT LBS	VOL FT3
				H	W	D		
BOW8442	5424	4339	3906	1.5	84	42	147	11
BOW7242	4741	3793	3414	1.5	72	42	126	9
BOW6636	3375	2700	2430	1.5	66	36	99	7

WI • Modular Wing Top



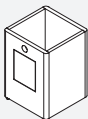
PRODUCT CODE	GROUP 1	GROUP 2	GROUP 3	SIZE / INCHES			WEIGHT LBS	VOL FT3
				H	W	D		
WI8436	5405	4324	3892	1.5	84	36	147	11
WI7236	4636	3709	3337	1.5	72	36	126	9
WI6636	3712	2969	2673	1.5	66	36	99	7

TP • Wood Pedestal Base



PRODUCT CODE	PRICE	SIZE / INCHES			WEIGHT LBS	VOL FT3
		H	W	D		
TP24	1433	28	24	24	106	10
TP20	1374	28	20	20	89	7
TP16	1319	28	16	16	71	4

TP-J • Wood Pedestal Base with Access Door



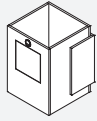
PRODUCT CODE	PRICE	SIZE / INCHES			WEIGHT LBS	VOL FT3
		H	W	D		
TP24J	2133	28	24	24	106	10
TP20J	2079	28	20	20	89	7
TP16J	2022	28	16	16	71	4

TPM • Laminate Pedestal Base with Wood Decorative Panel



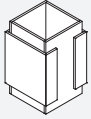
PRODUCT CODE	PRICE	SIZE / INCHES			WEIGHT LBS	VOL FT3
		H	W	D		
TPM24	2152	28	24	24	106	10
TPM20	2061	28	20	20	86	7
TPM16	1980	28	16	16	71	4

TPM-J • Laminate Pedestal Base with Wood Decorative Panel and Access Door



PRODUCT CODE	PRICE	SIZE / INCHES			WEIGHT LBS	VOL FT3
		H	W	D		
TPM24J	2500	28	24	24	106	10
TPM20J	2413	28	20	20	86	7
TPM16J	2379	28	16	16	71	4

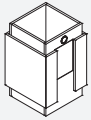
TPM2 • Laminate Mono Base with Wood Decorative Panels



PRODUCT CODE	PRICE	SIZE / INCHES			WEIGHT LBS	VOL FT3
		H	W	D		
TPM224	2475	28	24	24	106	10
TPM220	2370	28	20	20	86	7
TPM216	2278	28	16	16	71	4

• For Round and Square Tables

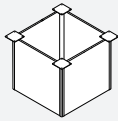
TPM2-J • Laminate Mono Base with Wood Decorative Panels and Access Door



PRODUCT CODE	PRICE	SIZE / INCHES			WEIGHT LBS	VOL FT3
		H	W	D		
TPM224J	2875	28	24	24	106	10
TPM220J	2773	28	20	20	86	7
TPM216J	2737	28	16	16	71	4

• For Round and Square Tables

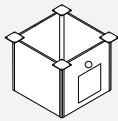
TELSR • Wood Panel Base with Anodized Aluminum Corner Detail



PRODUCT CODE	PRICE	SIZE / INCHES			WEIGHT LBS	VOL FT3
		H	W	D		
TELSR24	1623	28	24	24	86	7
TELSR20	1584	28	20	20	71	4
TELSR16	1542	28	16	16	58	3

• Radiused Corner Detail

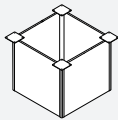
TELSR-J • Wood Panel Base with Anodized Aluminum Corner Detail and Access Door



PRODUCT CODE	PRICE	SIZE / INCHES			WEIGHT LBS	VOL FT3
		H	W	D		
TELSR24J	1939	28	24	24	86	7
TELSR20J	1898	28	20	20	71	4
TELSR16J	1859	28	16	16	58	3

• Radiused Corner Detail

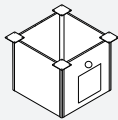
TELBS • Wood Panel Base with Anodized Aluminum Corner Detail



PRODUCT CODE	PRICE	SIZE / INCHES			WEIGHT LBS	VOL FT3
		H	W	D		
TELBS24	1623	28	24	24	86	7
TELBS20	1584	28	20	20	71	4
TELBS16	1542	28	16	16	58	3

• Rectangular Corner Detail

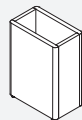
TELBS-J • Wood Panel Base with Anodized Aluminum Corner Detail and Access Door



PRODUCT CODE	PRICE	SIZE / INCHES			WEIGHT LBS	VOL FT3
		H	W	D		
TELBS24J	1939	28	24	24	86	7
TELBS20J	1898	28	20	20	71	4
TELBS16J	1859	28	16	16	58	3

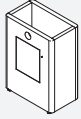
• Rectangular Corner Detail

TP • Wood Pedestal Base



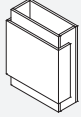
PRODUCT CODE	PRICE	SIZE / INCHES			WEIGHT LBS	VOL FT3
		H	W	D		
TP2412	1274	28	24	12	86	7
TP2012	1216	28	20	12	71	4
TP1612	1162	28	16	12	58	3

TP-J • Wood Pedestal Base with Access Door



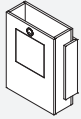
PRODUCT CODE	PRICE	SIZE / INCHES			WEIGHT LBS	VOL FT3
		H	W	D		
TP2412J	1974	28	24	12		
TP2012J	1921	28	20	12		
TP1612J	1863	28	16	12		

TPML • Laminate Pedestal Base with Wood Decorative Panel



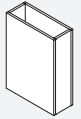
PRODUCT CODE	PRICE	SIZE / INCHES			WEIGHT LBS	VOL FT3
		H	W	D		
TPML24	1588	28	24	10	53	5
TPML20	1390	28	20	10	43	3
TPML18	1192	28	18	10	36	2

TPML-J • Laminate Pedestal Base with Wood Decorative Panel and Access Door



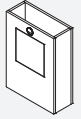
PRODUCT CODE	PRICE	SIZE / INCHES			WEIGHT LBS	VOL FT3
		H	W	D		
TPML24J	1938	28	24	10	53	5
TPML20J	1738	28	20	10	43	3
TPML18J	1540	28	18	10	36	2

TPMLC • Laminate CentreBase



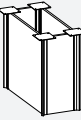
PRODUCT CODE	PRICE	SIZE / INCHES			WEIGHT LBS	VOL FT3
		H	W	D		
TPMLC24	1118	28	24	10	53	5
TPMLC20	1057	28	20	10	43	3
TPMLC18	1002	28	18	10	36	2

TPMLC-J • Laminate Centre Base with Access Door



PRODUCT CODE	PRICE	SIZE / INCHES			WEIGHT LBS	VOL FT3
		H	W	D		
TPMLC24J	1433	28	24	10	53	5
TPMLC20J	1374	28	20	10	43	3
TPMLC18J	1319	28	18	10	36	2

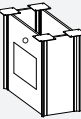
TELRR • Wood Panel Base with Anodized Aluminum Corner Detail



PRODUCT CODE	PRICE	SIZE / INCHES			WEIGHT LBS	VOL FT3
		H	W	D		
TELRR2412	1503	28	24	12	117	14
TELRR2012	1461	28	20	12	117	12
TELRR1612	1422	28	16	12	95	10

- Radiused Corner Detail

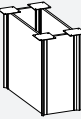
TELRR-J • Wood Panel Base with Anodized Aluminum Corner Detail and Access Door



PRODUCT CODE	PRICE	SIZE / INCHES			WEIGHT LBS	VOL FT3
		H	W	D		
TELRR2412J	1787	28	24	12	117	14
TELRR2012J	1777	28	20	12	117	12
TELRR1612J	1738	28	16	12	95	10

- Radiused Corner Detail

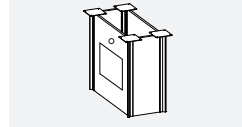
TELBR • Wood Panel Base with Anodized Aluminum Corner Detail



PRODUCT CODE	PRICE	SIZE / INCHES			WEIGHT LBS	VOL FT3
		H	W	D		
TELBR2412	1503	28	24	12	117	14
TELBR2012	1461	28	20	12	117	12
TELBR1612	1422	28	16	12	95	10

- Rectangular Corner Detail

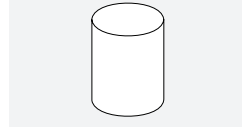
TELBR-J • Wood Panel Base with Anodized Aluminum Corner Detail and Access Door



PRODUCT CODE	PRICE	SIZE / INCHES			WEIGHT LBS	VOL FT3
		H	W	D		
TELBR2412J	1787	28	24	12	117	14
TELBR2012J	1777	28	20	12	117	12
TELBR1612J	1738	28	16	12	95	10

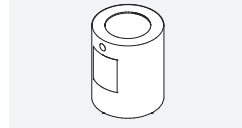
• Rectangular Corner Detail

TD • Wood Drum Base



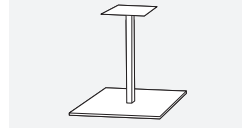
PRODUCT CODE	PRICE	SIZE / INCHES			WEIGHT LBS	VOL FT3
		H	W	D		
TD30	2739	29	32	32	93	15
TD22	1318	29	23	23	70	8
TD18	1146	29	19	19	62	5

TD-J • Wood Drum Base with Access Door



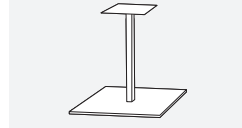
PRODUCT CODE	PRICE	SIZE / INCHES			WEIGHT LBS	VOL FT3
		H	W	D		
TD30J	3423	29	32	32	93	15
TD22J	2003	29	23	23	70	8
TD18J	1834	29	19	19	62	5

TTSQ • Metal Flat Plate Column Base



PRODUCT CODE	PAINTED	BRUSHED	SIZE / INCHES			WEIGHT LBS	VOL FT3
			H	W	D		
TTSQ30	2340	2433	28	30	30	80	14
TTSQ23	1825	1917	28	23	23	55	12
TTSQ18	1638	1731	28	18	18	45	8

TTSQ-BH • Metal Flat Plate Column Base - Bar Height



PRODUCT CODE	PAINTED	BRUSHED	SIZE / INCHES			WEIGHT LBS	VOL FT3
			H	W	D		
TTSQ23BH	2085	2181	40.5	23	23	75	14
TTSQ18BH	1899	1992	40.5	18	18	65	10

TRUM • Metal Trumpet Column Base



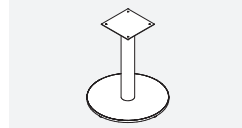
PRODUCT CODE	PAINTED	BRUSHED	SIZE / INCHES			WEIGHT LBS	VOL FT3
			H	W	D		
TRUM30	1216	1356	28	30	30	18	14
TRUM24	749	889	28	24	24	16	12
TRUM18	656	796	28	18	18	14	8

TRUM-BH • Metal Trumpet Column Base - Bar Height



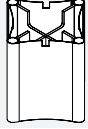
PRODUCT CODE	PAINTED	BRUSHED	SIZE / INCHES			WEIGHT LBS	VOL FT3
			H	W	D		
TRUM24BH	1161	1269	40.5	24	24	26	14
TRUM18BH	1013	1121	40.5	18	18	24	16

F-P • Metal Flat Plate Base



PRODUCT CODE	PAINTED	BRUSHED	SIZE / INCHES			WEIGHT LBS	VOL FT3
			H	W	D		
F6P36	2993	3292	28	36	36	100	22
F4P30	1913	2105	28	30	30	80	15
F4P24	1455	1600	28	24	24	60	10
F4P22	1415	1555	28	22	22	50	7
F3P18	1355	1491	28	18	18	45	5

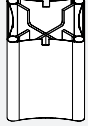
TEX • Wood Base with Metal Post and PVC Corner Detail



PRODUCT CODE	PRICE	SIZE / INCHES			WEIGHT LBS	VOL FT3
		H	W	D		
TEX30	3146	29	30	30	106	18
TEX24	2051	29	24	24	75	8
TEX18	1680	29	18	18	70	6

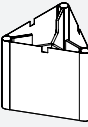
PVC Black or Tungsten

TEXL • Wood Base with Metal Post and Anodized Aluminum Corner Detail



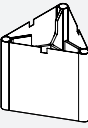
PRODUCT CODE	PRICE	SIZE / INCHES			WEIGHT LBS	VOL FT3
		H	W	D		
TEXL30	3306	29	30	30	106	18
TEXL24	2212	29	24	24	75	8
TEXL18	1840	29	18	18	70	6

TET • Wood Triangular Base with Metal Post and PVC Corner Detail



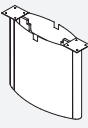
PRODUCT CODE	PRICE	SIZE / INCHES			WEIGHT LBS	VOL FT3
		H	W	D		
TET30	2365	29	32	27	78	14
TET24	1786	29	25	22	58	9
TET18	1336	29	19	17	45	5

TETL • Wood Triangular Base with Metal Post and Anodized Aluminum Corner Detail



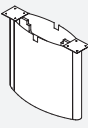
PRODUCT CODE	PRICE	SIZE / INCHES			WEIGHT LBS	VOL FT3
		H	W	D		
TETL30	2522	29	32	27	78	14
TETL24	1942	29	25	22	58	9
TETL18	1494	29	19	17	45	5

TE • Wood Elliptical Base with Metal Post and PVC End Detail



PRODUCT CODE	PRICE	SIZE / INCHES			WEIGHT LBS	VOL FT3
		H	W	D		
TE36	1757	28	36	7	60	6
TE30	1709	28	30	6	50	4
TE18	1647	28	18	5	30	2

TEL • Wood Elliptical Base with Metal Post and Anodized Aluminum End Detail



PRODUCT CODE	PRICE	SIZE / INCHES			WEIGHT LBS	VOL FT3
		H	W	D		
TEL36	1915	28	36	7	60	6
TEL30	1868	28	30	6	50	4
TEL18	1803	28	18	5	30	2

SM • Metal Post Leg



PRODUCT CODE	PAINTED	BRUSHED	SIZE / INCHES			WEIGHT LBS	VOL FT3
			H	W	D		
SM06	630	694	28	6 DIA		10	3
SM04	473	520	28	4 DIA		7	1
SM03	322	354	28	3 DIA		5	1

SM-M • Metal Post Leg with Caster



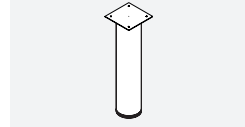
PRODUCT CODE	PAINTED	BRUSHED	SIZE / INCHES			WEIGHT LBS	VOL FT3
			H	W	D		
SM06M	704	774	28	6 DIA		10	3
SM04M	530	583	28	4 DIA		7	1
SM03M	381	421	28	3 DIA		5	1

SN • Wood Post Leg



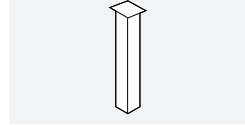
PRODUCT CODE	PRICE	SIZE / INCHES			WEIGHT LBS	VOL FT3
		H	W	D		
SN06	852	28	6 DIA		10	3
SN04	590	28	4 DIA		7	1
SN03	365	28	3 DIA		5	1

SN-M • Wood Post Leg with Caster



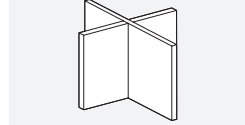
PRODUCT CODE	PRICE	SIZE / INCHES			WEIGHT LBS	VOL FT3
		H	W	D		
SN06M	1057	28	6 DIA		10	3
SN04M	795	28	4 DIA		7	1
SN03M	569	28	3 DIA		5	1

SMS • Square Metal Post Leg



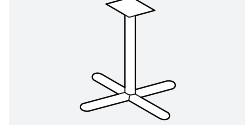
PRODUCT CODE	PAINTED	BRUSHED	SIZE / INCHES			WEIGHT LBS	VOL FT3
			H	W	D		
SMS4	393	433	28	4	4	7	1
SMS2.5	306	400	28	3	3	5	1

TX • Wood "X" Shape Slab Base



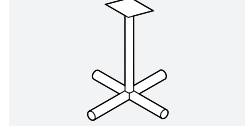
PRODUCT CODE	PRICE	SIZE / INCHES			WEIGHT LBS	VOL FT3
		H	W	D		
TX42	1938	28	42	3	180	20
TX36	1833	28	36	3	155	17
TX30	1319	28	30	3	133	15
TX22	1142	28	22	3	97	11

TZ • Four Prong Metal Base - Prongs are radiused at ends



PRODUCT CODE	PAINTED	BRUSHED	SIZE / INCHES			WEIGHT LBS	VOL FT3
			H	W	D		
TZ36	1098	1207	28	36	36	50	22
TZ26	916	1008	28	26	26	45	11

TT • Four Prong Metal Base - Prongs are flat at ends



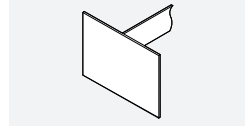
PRODUCT CODE	PAINTED	BRUSHED	SIZE / INCHES			WEIGHT LBS	VOL FT3
			H	W	D		
TT36	1052	1156	28	36	36	40	22
TT26	871	956	28	26	26	36	11

TTFLTX • Metal Flat Bar Column Base



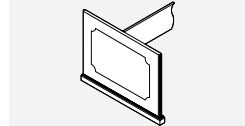
PRODUCT CODE	PAINTED	BRUSHED	SIZE / INCHES			WEIGHT LBS	VOL FT3
			H	W	D		
TTFLTX36	1966	2212	28	36	36	20	22
TTFLTX30	1916	2162	28	30	30	18	14
TTFLTX22	1844	2090	28	22	22	15	10

TH • Wood Slab Base and Stretcher



PRODUCT CODE	PRICE	SIZE / INCHES			WEIGHT LBS	VOL FT3
		H	W	D		
TH42	2003	28	42	3	148	2
TH36	1813	28	36	3	127	2
TH30	1319	28	30	3	106	2
TH22	1142	28	22	3	89	2

PTH-PB • Philadelphia Series Wood Slab Base and Stretcher



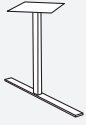
PRODUCT CODE	PRICE	SIZE / INCHES			WEIGHT LBS	VOL FT3
		H	W	D		
PTH42PB	2632	28	42	1	148	2
PTH36PB	2378	28	36	1	127	2
PTH30PB	1732	28	30	1	106	2
PTH22PB	1499	28	22	1	89	1

TTFL3P • Metal Flat Bar Three Prong Column Base



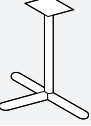
PRODUCT CODE	PAINTED	BRUSHED	SIZE / INCHES			WEIGHT LBS	VOL FT3
			H	W	D		
TTFL3P36	1844	2113	28.5	36		16	22
TTFL3P30	1819	2062	28.5	30		14	14
TTFL3P24	1769	2015	28.5	24		12	14
TTFL3P22	1743	1990	28.5	22		11	12
TTFL3P18	1719	1966	28.5	18		10	6

TTFLT • Metal Flat Bar Column Base



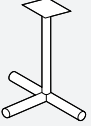
PRODUCT CODE	PAINTED	BRUSHED	SIZE / INCHES			WEIGHT LBS	VOL FT3
			H	W	D		
TTFLT36	1526	1719	28.5	36	14	3	
TTFLT30	1474	1671	28.5	30	12	2.5	
TTFLT24	1424	1623	28.5	24	10	2.5	
TTFLT22	1401	1598	28.5	22	9	2	
TTFLT18	1376	1573	28.5	18	8	1.5	

TZE • Three Prong Metal Base - Prongs are radiused at ends



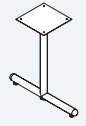
PRODUCT CODE	PAINTED	BRUSHED	SIZE / INCHES			WEIGHT LBS	VOL FT3
			H	W	D		
TZE36	926	1015	28	36	36	45	22
TZE26	896	985	28	26	26	40	11

TTE • Three Prong Metal Base - Prongs are flat at ends



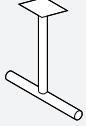
PRODUCT CODE	PAINTED	BRUSHED	SIZE / INCHES			WEIGHT LBS	VOL FT3
			H	W	D		
TTE36	877	965	28	36	36	36	22
TTE26	871	956	28	26	26	32	11

TZM • Two Prong Metal Base - Prongs are radiused at ends



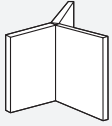
PRODUCT CODE	PAINTED	BRUSHED	SIZE / INCHES			WEIGHT LBS	VOL FT3
			H	W	D		
TZM36	586	645	28	36	36	35	22
TZM26	504	555	28	26	26	30	11

TTM • Two Prong Metal Base - Prongs are flat at ends



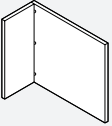
PRODUCT CODE	PAINTED	BRUSHED	SIZE / INCHES			WEIGHT LBS	VOL FT3
			H	W	D		
TTM36	551	567	28	36	36	28	22
TTM26	468	514	28	26	26	24	11

TW • Wood “Y” Shape Slab Base



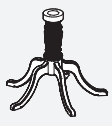
PRODUCT CODE	PRICE	SIZE / INCHES			WEIGHT LBS	VOL FT3
		H	W	D		
TW42	1627	28	42	4	140	20
TW36	1433	28	36	4	120	17
TW30	1175	28	30	4	100	15
TW22	927	28	22	4	73	11

TL • Wood “L” Shape Slab Base



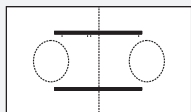
PRODUCT CODE	PRICE	SIZE / INCHES			WEIGHT LBS	VOL FT3
		H	W	D		
TL1236	936	28	36	12	49	7
TL1230	823	28	30	12	41	6
TL1224	762	28	24	12	33	5
TL1218	589	28	18	12	25	4
TL1212	470	28	12	12	13	2

PTQA • Philadelphia Series Wood Queen Anne Base



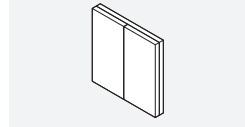
PRODUCT CODE	PRICE	SIZE / INCHES			WEIGHT LBS	VOL FT3
		H	W	D		
PTQA30	2692	28	30	30	73	15

TSUP • Metal Support Bars



PRODUCT CODE	PRICE	SIZE / INCHES			WEIGHT LBS	VOL FT3
		H	W	D		
TSUP102	1024	2	102	1	19	1
TSUP96	961	2	96	1	18	1
TSUP90	889	2	90	1	17	1
TSUP84	822	2	84	1	16	1
TSUP78	752	2	78	1	15	1
TSUP72	684	2	72	1	14	1
TSUP66	615	2	66	1	13	1
TSUP60	550	2	60	1	12	1
TSUP54	480	2	54	1	11	1

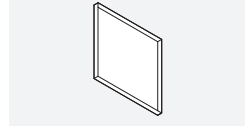
VB • Visual Board with Doors with Doors



PRODUCT CODE	PRICE	SIZE / INCHES			WEIGHT LBS	VOL FT3
		H	W	D		
VB4848E	3198	48	48	5	115	7

- Solid Wood Frame -Dovetail Joint - Flat Edge

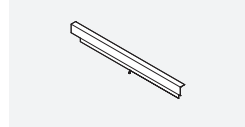
VB-O • Visual Board without Doors



PRODUCT CODE	PRICE	SIZE / INCHES			WEIGHT LBS	VOL FT3
		H	W	D		
VB48480	2513	48	48	5	82	6

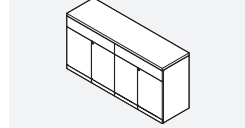
- Solid Wood Frame -Dovetail Joint - Flat Edge

VBS • Visual Board Projection Screen



PRODUCT CODE	PRICE	SIZE / INCHES			WEIGHT LBS	VOL FT3
		H	W	D		
VBS	660	2	36	2	10	2

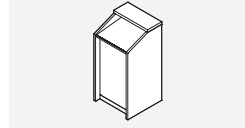
CB • Buffet Server Credenza with Doors and Drawers



PRODUCT CODE	PRICE					SIZE / INCHES			WEIGHT LBS	VOL FT3
	PB	K	V	U	H	W	D			
()CB9022H36	12285	11751	10682	10148	36	90	22	440	44	
()CB9020H36	11164	10679	9708	9223	36	90	20	400	40	
()CB7222H36	7800	7461	6782	6444	36	72	22	330	33	
()CB7220H36	7427	7104	6458	6136	36	72	20	300	30	
()CB6022H36	7150	6839	6217	5907	36	60	22	275	28	
()CB6020H36	6501	6218	5652	5370	36	60	20	250	25	

- If No Handle is specified DK25 is standard on Drawer Fronts. Doors will open with Touch Latch.
 - If silver Lock is specified, DK25 silver is standard
 - If black Lock is specified, DK25 oxide brass is standard
- If Philadelphia is specified DK25 is standard on Doors and Drawer Fronts
- For remaining Series, handles can be chosen from A.14

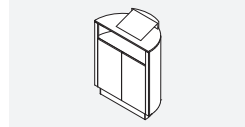
LEC • Lectern with Doors and 1 Adj. Shelf



PRODUCT CODE	PRICE					SIZE / INCHES			WEIGHT LBS	VOL FT3
	PB	K	V	U	H	W	D			
()LEC3624	5884	5629	5116	4860	48	36	24	240	24	
()LEC3024	4903	4690	4263	4050	48	30	24	200	20	
()LEC2424	3920	3750	3408	3238	48	24	24	160	16	

- If No Handle is specified doors will open with Touch Latch

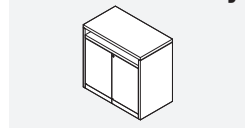
LEC-CURV • Lectern half round with Doors and white Decorative Panel



PRODUCT CODE	PRICE	SIZE / INCHES			WEIGHT LBS	VOL FT3
		H	W	D		
VLEC3620CURV	6201	48	36.5	20	210	22

- If No Handle is specified doors will open with Touch Latch
- White Decorative Panel is standard. For optional solid colours see A.13.
- LED Snake Light and Microphone is optional (see G.8)

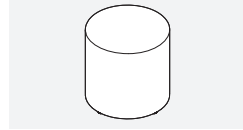
TV • Mobile Utility Table for projection, with Doors and 1 Adj. Shelf



PRODUCT CODE	PRICE					SIZE / INCHES			WEIGHT LBS	VOL FT3
	PB	K	V	U	H	W	D			
()TV3620M	3293	3150	2863	2720	34	36	20	121	10	

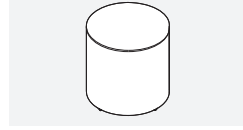
- If No Handle is specified doors will open with Touch Latch

TRO • Toronto Drum Occasional Table



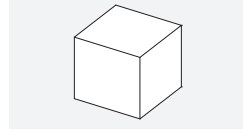
PRODUCT CODE	PRICE	SIZE / INCHES			WEIGHT LBS	VOL FT3
		H	W	D		
TRO36H20	2080	20	36	36	67	15
TRO30H20	1882	20	30	30	46	10
TRO22H20	1607	20	22	22	26	6
TRO18H20	1555	20	18	18	17	4
TRO36H17	2016	17	36	36	67	13
TRO30H17	1825	17	30	30	46	9
TRO22H17	1556	17	22	22	26	5
TRO18H17	1501	17	18	18	17	3

TRO-GL • Toronto Drum Occasional Table with 1/4" Clear Glass Top



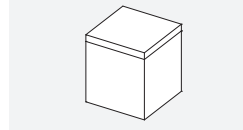
PRODUCT CODE	PRICE	SIZE / INCHES			WEIGHT LBS	VOL FT3
		H	W	D		
TRO36H20GL	3843	20	36	36	67	15
TRO30H20GL	3109	20	30	30	46	10
TRO22H20GL	2268	20	22	22	26	6
TRO18H20GL	1993	20	18	18	17	4
TRO36H17GL	3778	17	36	36	67	13
TRO30H17GL	3050	17	30	30	46	9
TRO22H17GL	2214	17	22	22	26	5
TRO18H17GL	1943	17	18	18	17	3

TRE • Toronto Cube Occasional Table



PRODUCT CODE	PRICE	SIZE / INCHES			WEIGHT LBS	VOL FT3
		H	W	D		
TRE36H20	1922	20	36	36	97	19
TRE30H20	1725	20	30	30	76	13
TRE22H20	1448	20	22	22	52	8
TRE18H20	1396	20	18	18	41	5
TRE36H17	1858	17	36	36	90	16
TRE30H17	1667	17	30	30	69	12
TRE22H17	1397	17	22	22	46	7
TRE18H17	1341	17	18	18	36	4

TRE-CU • Toronto Cube Occasional Table with Cushion



PRODUCT CODE	PRICE	SIZE / INCHES			WEIGHT LBS	VOL FT3
		H	W	D		
TRE18H20CU	1793	20	18	18	41	5

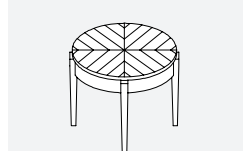
- Overall height of the Cube Table is 20", includes 2" Cushion
- Note: Seating Fabric Grade 2 is standard.
- Please visit: www.globalfurnituregroup.com and find your fabric selection under Resources - Fabrics & Finishes

DRO • Dakar Occasional Table



PRODUCT CODE	PRICE	SIZE / INCHES			WEIGHT LBS	VOL FT3
		H	W	D		
DRO36H20	1880	20	36	36	45	15
DRO30H20	1707	20	30	30	31	10
DRO22H20	1457	20	22	22	17	6
DRO18H20	1405	20	18	18	11	4
DRO36H17	1820	17	36	36	45	13
DRO30H17	1650	17	30	30	31	9
DRO22H17	1405	17	22	22	17	5
DRO18H17	1363	17	18	18	11	3

IRO • Istanbul Round Occasional Table



PRODUCT CODE	PRICE	SIZE / INCHES			WEIGHT LBS	VOL FT3
		H	W	D		
IRO38H20	2186	20	38	38	50	17
IRO32H20	2073	20	32	32	36	12
IRO24H20	1690	20	24	24	20	7
IRO20H20	1629	20	20	20	14	5
IRO38H17	2116	17	38	38	50	14
IRO32H17	1916	17	32	32	36	10
IRO24H17	1629	17	24	24	20	6
IRO20H17	1580	17	20	20	14	4

HRO • Hanover Round Occasional Table



PRODUCT CODE	PRICE	SIZE / INCHES			WEIGHT LBS	VOL FT3
		H	W	D		
HRO38H20	2080	20	38	38	50	17
HRO32H20	1972	20	32	32	36	12
HRO24H20	1607	20	24	24	20	7
HRO20H20	1555	20	20	20	14	5
HRO38H17	2016	17	38	38	50	14
HRO32H17	1825	17	32	32	36	10
HRO24H17	1555	17	24	24	20	6
HRO20H17	1503	17	20	20	14	4

IOV • Istanbul Oval Occasional Table



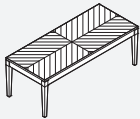
PRODUCT CODE	PRICE	SIZE / INCHES			WEIGHT LBS	VOL FT3
		H	W	D		
IOV4224H20	2627	20	42	24	35	12
IOV2418H20	2275	20	24	18	15	5
IOV4224H17	2551	17	42	24	35	10
IOV2418H17	2212	17	24	18	15	4

HOV • Hanover Oval Occasional Table



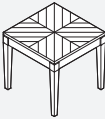
PRODUCT CODE	PRICE	SIZE / INCHES			WEIGHT LBS	VOL FT3
		H	W	D		
HOV4224H20	2504	20	42	24	35	12
HOV2418H20	2167	20	24	18	15	5
HOV4224H17	2429	17	42	24	35	10
HOV2418H17	2105	17	24	18	15	4

IRE • Istanbul Rectangular Occasional Table



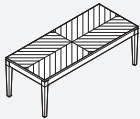
PRODUCT CODE	PRICE	SIZE / INCHES			WEIGHT LBS	VOL FT3
		H	W	D		
IRE5420H20	1928	20	54	20	38	13
IRE4820H20	1843	20	48	20	33	11
IRE4220H20	1754	20	42	20	24	10
IRE1824H20	1492	20	18	24	15	5
IRE5420H17	1875	17	54	20	38	11
IRE4820H17	1787	17	48	20	33	9
IRE4220H17	1702	17	42	20	24	8
IRE1824H17	1445	17	18	24	15	4

IRE • Istanbul Square Occasional Table



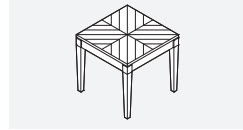
PRODUCT CODE	PRICE	SIZE / INCHES			WEIGHT LBS	VOL FT3
		H	W	D		
IRE3636H20	1676	20	36	36	45	15
IRE3030H20	1602	20	30	30	31	10
IRE2424H20	1540	20	24	24	20	7
IRE1818H20	1435	20	18	18	11	4
IRE3636H17	1629	17	36	36	45	13
IRE3030H17	1557	17	30	30	31	9
IRE2424H17	1496	17	24	24	20	6
IRE1818H17	1393	17	18	18	11	3

HRE • Hanover Rectangular Occasional Table



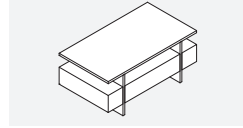
PRODUCT CODE	PRICE	SIZE / INCHES			WEIGHT LBS	VOL FT3
		H	W	D		
HRE5420H20	1840	20	54	20	38	13
HRE4820H20	1754	20	48	20	33	11
HRE4220H20	1670	20	42	20	24	10
HRE1824H20	1420	20	18	24	15	5
HRE5420H17	1788	17	54	20	38	11
HRE4820H17	1702	17	48	20	33	9
HRE4224H17	1621	17	42	20	24	8
HRE1824H17	1376	17	18	24	15	4

HRE • Hanover Square Occasional Table



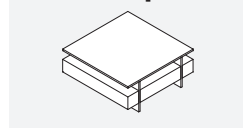
PRODUCT CODE	PRICE	SIZE / INCHES			WEIGHT LBS	VOL FT3
		H	W	D		
HRE3636H20	1599	20	36	36	45	15
HRE3030H20	1528	20	30	30	31	10
HRE2424H20	1469	20	24	24	20	7
HRE1818H20	1366	20	18	18	11	4
HRE3636H17	1555	17	36	36	45	13
HRE3030H17	1485	17	30	30	31	9
HRE2424H17	1424	17	24	24	20	6
HRE1818H17	1327	17	18	18	11	3

REGL • Rectangular Occasional Table with 1/2" Tempered Glass Top



PRODUCT CODE	PRICE	SIZE / INCHES			WEIGHT LBS	VOL FT3
		H	W	D		
REGL4820H15	2441	15	48	20	129	11
REGL3620H15	2295	15	36	20	105	9

REGL • Square Occasional Table with 1/2" Tempered Glass Top



PRODUCT CODE	PRICE	SIZE / INCHES			WEIGHT LBS	VOL FT3
		H	W	D		
REGL3636H15	2441	15	36	36	175	15
REGL3030H15	2295	15	30	30	130	11
REGL2424H15	2090	15	24	24	80	7

IRE • Istanbul Parson Table



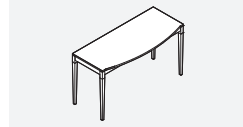
PRODUCT CODE	PRICE	SIZE / INCHES			WEIGHT LBS	VOL FT3
		H	W	D		
IRE5420H29	2522	29	54	20	45	18

HRE • Hanover Parsons Table



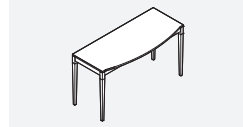
PRODUCT CODE	PRICE	SIZE / INCHES			WEIGHT LBS	VOL FT3
		H	W	D		
HRE5420H29	2401	29	54	20	45	18

IMRE • Istanbul Parson Bow Table



PRODUCT CODE	PRICE	SIZE / INCHES			WEIGHT LBS	VOL FT3
		H	W	D		
IMRE5420H29	2777	29	54	20	45	18

HMRE • Hanover Parson Bow Table



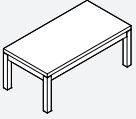
PRODUCT CODE	PRICE	SIZE / INCHES			WEIGHT LBS	VOL FT3
		H	W	D		
HMRE5420H29	2645	29	54	20	45	18

KSP • Nesting Table Set with Mitred Corners



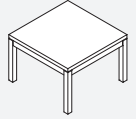
PRODUCT CODE	PRICE	SIZE / INCHES			WEIGHT LBS	VOL FT3
		H	W	D		
SET 1						
KSP4818H36	2709	36	48	18	94	22
KSP3618H27	2033	27	36	18	85	17
KSP2418H17	1807	17	24	18	50	6
SET 2						
KSP4218H36	2372	36	42	18	90	20
KSP3018H27	1695	27	30	18	81	14
KSP1818H17	1015	17	18	18	45	5
SET 3						
KSP3618H36	2033	36	36	18	85	17
KSP2818H27	1581	27	28	18	80	14
KSP2018H17	1131	17	20	18	47	5

CT-L2 • Rectangular Coffee Table with 2" Square Legs



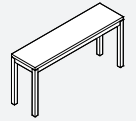
PRODUCT CODE	PRICE				SIZE / INCHES			WEIGHT	VOL
	PB	K	V	U	H	W	D	LBS	FT3
CT4222H17L2	1846	1764	1602	1523	17	42	22	71	9

CT-L2 • Square Coffee Table with 2" Square Legs



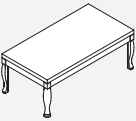
PRODUCT CODE	PRICE				SIZE / INCHES			WEIGHT	VOL
	PB	K	V	U	H	W	D	LBS	FT3
CT3030H20L2	1846	1764	1602	1523	20	30	30	79	10

ST • Sofa Table with 2" Square Legs



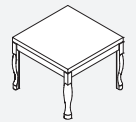
PRODUCT CODE	PRICE				SIZE / INCHES			WEIGHT	VOL
	PB	K	V	U	H	W	D	LBS	FT3
ST6016H29	3543	3385	3083	2929	29	60	16	113	16

QACT • Queen Anne Rectangular Coffee Table



PRODUCT CODE	PRICE				SIZE / INCHES			WEIGHT	VOL
	PB	K	V	U	H	W	D	LBS	FT3
QACT4222H17	3686				17	42	44	40	6

QAET • Queen Anne Square Coffee Table



PRODUCT CODE	PRICE				SIZE / INCHES			WEIGHT	VOL
	PB	K	V	U	H	W	D	LBS	FT3
QAET2424H20	2951				20	24	24	64	9

TEAM COLLABORATION CENTRE • GENERAL INFORMATION

Team Collaboration Centre Detailing:

Collaboration Centre Tops are edgebanded with solid walnut, cherry, maple, oak that band edge tops 1/8" ("U" Edge) wide by an overall thickness of 1 3/8".

For 29" Desk Height the Backpanel Height will be 65".
For 42" Desk Height the Backpanel Height will be 72".

Pedestal Bases and Aprons are offered in LP Laminate. Standard colours available are:

- Black: 159560LP
- Custom Grey (Silver): S548LP
- Designer White: S645LP

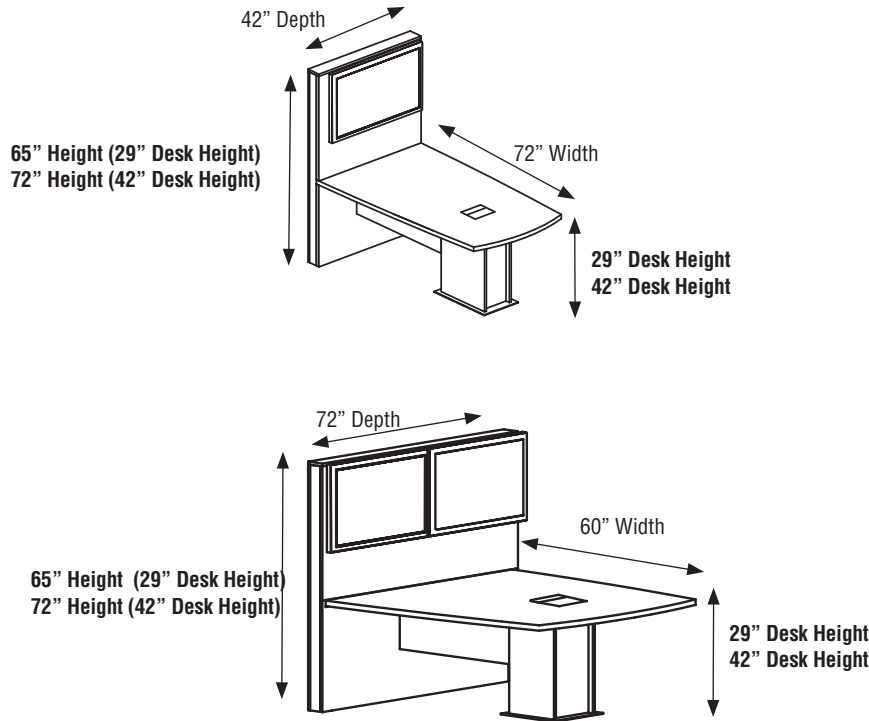
Decorative Metal Baseplate is included. Standard colours available are:

- Black (E)
- Tungsten (Silver) (K)
- White (Designer White) (DWTT)

All Team Collaboration Centre are equipped with a DSRTMCD602 - Recessed-Power Block.

TV Mount Hardware (FVMED)

Note: Monitors are not included!



TWE-U • Wedge Shaped Collaboration Centre with Full Back and Mono Base



PRODUCT CODE	PRICE	SIZE / INCHES			WEIGHT LBS	VOL FT3
		H	W	D		
TWE7242H2965U	12514	65/29	72	42	280	26
TWE6072H2965U	14327	65/29	60	72	406	40
TWE7242H4272U	13668	72/42	72	42	303	30
TWE6072H4272U	15641	72/42	60	72	424	45

TBOBE-U • Boat Shaped Collaboration Centre with Full Back and Mono Base



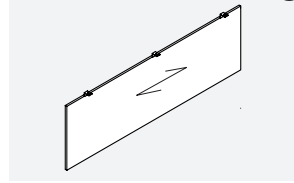
PRODUCT CODE	PRICE	SIZE / INCHES			WEIGHT LBS	VOL FT3
		H	W	D		
TBOBE7242H2965U	12673	65/29	72	42	280	26
TBOBE6072H2965U	14484	65/29	60	72	406	40
TBOBE7242H4272U	13824	72/42	72	42	303	30
TBOBE6072H4272U	15799	72/42	60	72	424	45

TD-U • "D" Shaped Collaboration Centre with Full Back and Mono Base



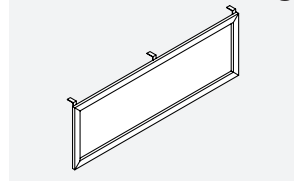
PRODUCT CODE	PRICE	SIZE / INCHES			WEIGHT LBS	VOL FT3
		H	W	D		
TD7242H2965U	12673	65/29	72	42	280	26
TD6072H2965U	14484	65/29	60	72	406	40
TD7242H4272U	13824	72/42	72	42	303	30
TD6072H4272U	15799	72/42	60	72	424	45

CMP-W • Wood Straight Modesty Panel hanging from Top



PRODUCT CODE	PRICE	SIZE / INCHES			WEIGHT LBS	VOL FT ³
		H	W	D		
CMP72W	1279	18	67		20	1
CMP66W	1238	18	61		18	1
CMP60W	1217	18	55		16	1
CMP54W	1196	18	49		14	1
CMP48W	1178	18	43		13	1

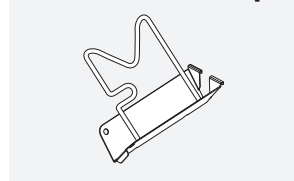
CMP-G • Glass Straight Modesty Panel hanging from Top



PRODUCT CODE	PRICE	SIZE / INCHES			WEIGHT LBS	VOL FT ³
		H	W	D		
CMP72G	2304	18	67		20	1
CMP66G	2176	18	61		18	1
CMP60G	1989	18	55		16	1
CMP54G	1854	18	49		14	1
CMP48G	1769	18	43		13	1

- Aluminum framed glass modesty panel with frosted glass is standard
- For white back painted glass, please contact Customer Service for pricing

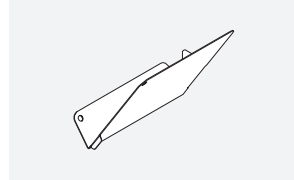
BAFS01 • Metal Flip Sorter - Accessory Rail mounted



PRODUCT CODE	PRICE	SIZE / INCHES			WEIGHT LBS	VOL FT ³
		H	W	D		
BAFS01	44	9.25	2.75	9.25	0.6	0.14

- Please specify the Metal Colour: Black (E), Tungsten (K) or Designer White (DWT)
- Rail mounted Metal Flip Sorter comes with nickel plated wire

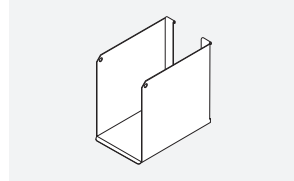
BASS01 • Metal Slant Sorter - Accessory Rail mounted



PRODUCT CODE	PRICE	SIZE / INCHES			WEIGHT LBS	VOL FT ³
		H	W	D		
BASS01R	39	9.5	5	10.25	1	0.28
BASS01L	39	9.5	5	10.25	1	0.28

- Please specify the Metal Colour: Black (E), Tungsten (K) or Designer White (DWT)

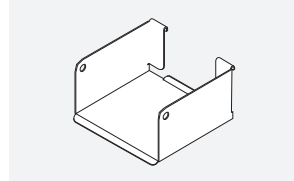
BABB01 • Metal Binder Bin - Accessory Rail mounted



PRODUCT CODE	PRICE	SIZE / INCHES			WEIGHT LBS	VOL FT ³
		H	W	D		
BABB01	62	9	4	10.25	1.85	0.21

- Please specify the Metal Colour: Black (E), Tungsten (K) or Designer White (DWT)

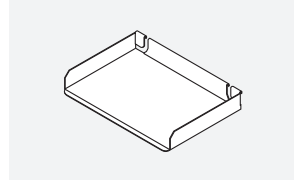
BAMB01 • Metal Media Bin - Accessory Rail mounted



PRODUCT CODE	PRICE	SIZE / INCHES			WEIGHT LBS	VOL FT ³
		H	W	D		
BAMB01	46	3	5.75	5.25	0.8	0.05

- Please specify the Metal Colour: Black (E), Tungsten (K) or Designer White (DWT)

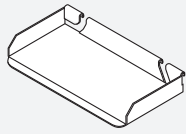
BALT01 • Metal Letter Tray - Accessory Rail mounted



PRODUCT CODE	PRICE	SIZE / INCHES			WEIGHT LBS	VOL FT ³
		H	W	D		
BALT01	46	2	13.5	9.25	0.5	0.15
BALT01LGL	62					

- Please specify the Metal Colour: Black (E), Tungsten (K) or Designer White (DWT)

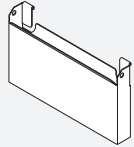
BAUT01 • Metal Utility Tray - Accessory Rail mounted



PRODUCT CODE	PRICE	SIZE / INCHES			WEIGHT LBS	VOL FT3
		H	W	D		
BAUT01	35	1	8.5	3.75	0.5	0.02

• Please specify the Metal Colour: Black (E), Tungsten (K) or Designer White (DWT)

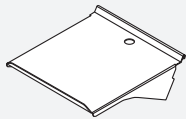
BAPP01 • Metal Paper Pocket - Accessory Rail mounted



PRODUCT CODE	PRICE	SIZE / INCHES			WEIGHT LBS	VOL FT3
		H	W	D		
BAPP01	77	9	16	2.75	2	0.25

• Please specify the Metal Colour: Black (E), Tungsten (K) or Designer White (DWT)

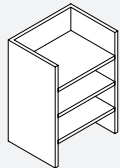
BATH01 • Telephone Holder - Accessory Rail mounted



PRODUCT CODE	PRICE	SIZE / INCHES			WEIGHT LBS	VOL FT3
		H	W	D		
BATH01	73	2	9	10	2	0.26

• Please specify the Metal Colour: Black (E), Tungsten (K) or Designer White (DWT)

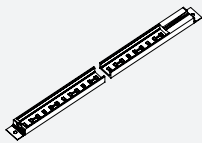
CPH-H16 • Paper Organizer, Legal & Letter Format



PRODUCT CODE	PRICE	SIZE / INCHES			WEIGHT LBS	VOL FT3
		H	W	D		
CPH161226	872	27	16	12	20	3
CPH161223	737	23	16	12	18	3
CPH161219	561	20	16	12	15	2
CPH131226	706	27	13	12	16	2
CPH131223	599	23	13	12	15	2
CPH131219	454	20	13	12	12	2

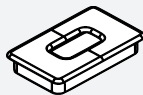
• Please specify the Metal Colour: Black (E), Tungsten (K) or Designer White (DWT)

LED • LED Light



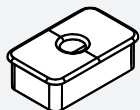
PRODUCT CODE	PRICE	SIZE / INCHES			WEIGHT LBS	VOL FT3
		H	W	D		
FLED48	672	1	48	1	1	1
FLED36	545	1	36	1	1	1
FLED24	411	1	24	1	1	1

GM5 • Rectangular Grommet - Metal



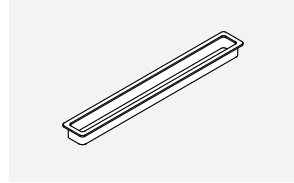
PRODUCT CODE	PRICE	SIZE / INCHES			WEIGHT LBS	VOL FT3
		H	W	D		
GM5E (Black)	91		3.5	2		
GM5K (Tungsten)	91		3.5	2		

GM5-P • Rectangular Grommet - Plastic



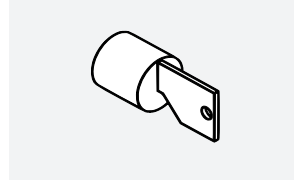
PRODUCT CODE	PRICE	SIZE / INCHES			WEIGHT LBS	VOL FT3
		H	W	D		
GM5EP (Black)	51		3.5	2		
GM5KP (Tungsten)	51		3.5	2		

GM17 • Ventilation Grommet



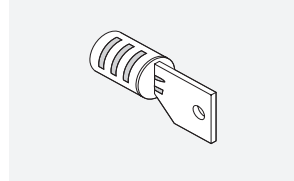
PRODUCT CODE	PRICE	SIZE / INCHES			WEIGHT LBS	VOL FT ³
		H	W	D		
GM17 (Black)	104	1	17	2		

LO • Lock Assembly



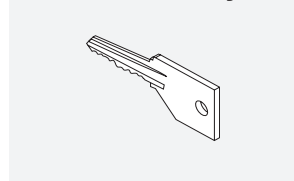
PRODUCT CODE	PRICE	SIZE / INCHES			WEIGHT LBS	VOL FT ³
		H	W	D		
LO (Black)	118		3.5	2		
LO/C (Tungsten)	118		3.5	2		

LOB • Lock Drum with Key



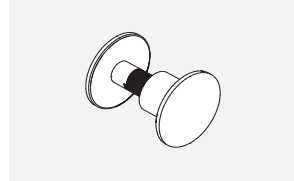
PRODUCT CODE	PRICE	SIZE / INCHES			WEIGHT LBS	VOL FT ³
		H	W	D		
LOB (Black)	19					
LOB/C (Tungsten)	19					

LOCK • Lock Key



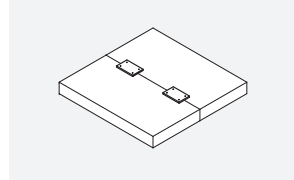
PRODUCT CODE	PRICE	SIZE / INCHES			WEIGHT LBS	VOL FT ³
		H	W	D		
LOCK	13					

QC • Quick Connector



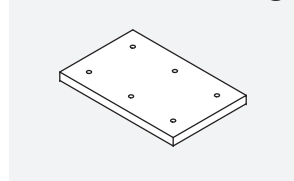
PRODUCT CODE	PRICE	SIZE / INCHES			WEIGHT LBS	VOL FT ³
		H	W	D		
QC	10					

MP-53 • Set of 2 Mending Plates



PRODUCT CODE	PRICE	SIZE / INCHES			WEIGHT LBS	VOL FT ³
		H	W	D		
MP-53 (Black)	26	0.5	5	3	3	2

DCW • Counter Weight for Pedestal and Lateral Files



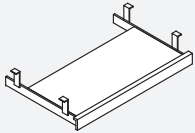
PRODUCT CODE	PRICE	SIZE / INCHES			WEIGHT LBS	VOL FT ³
		H	W	D		
DCW35	271	1	35	18	52	1
DCW30	140	1	30	18	46	1
DCW15	128	1	15	18	25	1

LFR • Reinforced Bottom for Lateral File



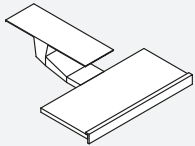
PRODUCT CODE	PRICE	SIZE / INCHES			WEIGHT LBS	VOL FT3
		H	W	D		
LFR36 (Black)	230	1	36	18	12	1
LFR30 (Black)	195	1	30	18	10	1
LFR1520 (Black)	125	1	12	20	4	1
LFR1518 (Black)	112	1	12	18	4	1

KD • Keyboard Drawer with Slides



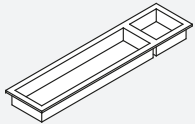
PRODUCT CODE	PRICE	SIZE / INCHES			WEIGHT LBS	VOL FT3
		H	W	D		
KD30	819	1	30	10	16	1
KD22	736	1	22	10	12	1

AKD • Fully Adjustable Keyboard Surface



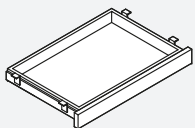
PRODUCT CODE	PRICE	SIZE / INCHES			WEIGHT LBS	VOL FT3
		H	W	D		
AKD30	1137	1	30	10	24	1
AKD22	1057	1	22	10	18	1

PT • Plastic Pencil Tray



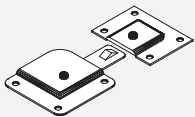
PRODUCT CODE	PRICE	SIZE / INCHES			WEIGHT LBS	VOL FT3
		H	W	D		
PT (Black)	14	1	12.5	3	2	1

CD • Desk and Credenza Centre Drawer



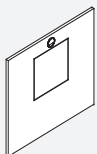
PRODUCT CODE	PRICE	SIZE / INCHES			WEIGHT LBS	VOL FT3
		H	W	D		
CD	613	2	23	21	8	1

TGANG • Table Hang Support



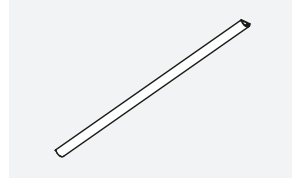
PRODUCT CODE	PRICE	SIZE / INCHES			WEIGHT LBS	VOL FT3
		H	W	D		
TGANG (Black)	108	1	4	2.5		

ADD • Back Panel Access Door



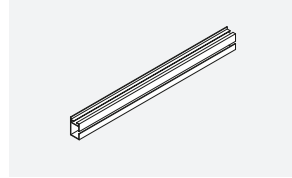
PRODUCT CODE	PRICE	SIZE / INCHES			WEIGHT LBS	VOL FT3
		H	W	D		
ADD1818	705	18	18		5.5	1
ADD1212	589	12	12		2.5	1

WH • Wire Cover for Cords



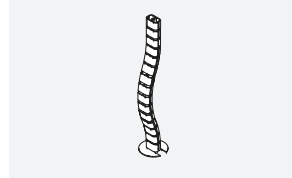
PRODUCT CODE	PRICE	SIZE / INCHES			WEIGHT LBS	VOL FT ³
		H	W	D		
WH24 (Black)	68	24	1	1	1	1

CM • Wire Management Track



PRODUCT CODE	PRICE	SIZE / INCHES			WEIGHT LBS	VOL FT ³
		H	W	D		
CM72 (Black)	203	4	72	2	1.2	1
CM60 (Black)	168	4	60	2	1.0	1
CM48 (Black)	136	4	48	2	0.8	1
CM36 (Black)	104	4	36	2	0.6	1
CM24 (Black)	72	4	24	2	0.4	1
CM12 (Black)	39	4	12	2	0.2	1

VVACSBLK • Wire Management Snake



PRODUCT CODE	PRICE	SIZE / INCHES			WEIGHT LBS	VOL FT ³
		H	W	D		
VVACSBLK (Black)	255	39	2	2	3	0.5

DSRTMCS401 • Recessed Power Block



PRODUCT CODE	PRICE		SIZE / INCHES			WEIGHT LBS	VOL FT ³
			H	W	D		
DSRTMCS401B	578	B = Black	4.86	10.78	4.22	4.3	0.51
DSRTMCS401T	578	T = Tungsten	4.86	10.78	4.22	4.3	0.51
DSRTMCS401W	578	W = Designer White	4.86	10.78	4.22	4.3	0.51

- Single sided recessed power block with 1 regular duplex and 1 data knock-out on top, 1 power duplex on bottom. 10 ft power cord with straight plug.
- Telecom plates ordered separately.
- Cutout for each Recessed power block is available at an upcharge \$91.

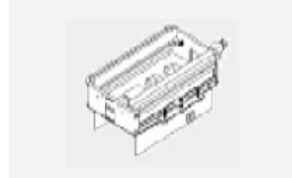
DSRTMCS421 • Recessed Power Block



PRODUCT CODE	PRICE		SIZE / INCHES			WEIGHT LBS	VOL FT ³
			H	W	D		
DSRTMCS421B	759	B = Black	4.86	10.78	4.22	4.5	0.51
DSRTMCS421T	759	T = Tungsten	4.86	10.78	4.22	4.5	0.51
DSRTMCS421W	759	W = Designer White	4.86	10.78	4.22	4.5	0.51

- Single sided recessed power block with 1 power & USB A+C duplex and 1 data knock-out on top, 1 power duplex on bottom. USB Type A port charges max 2.4 amps at 5V and Type C port charges max 3 amps at 5V. 10 ft power cord with straight plug.
- Telecom plates ordered separately.
- Cutout for each Recessed power block is available at an upcharge \$91.

DSRTMCD602 • Recessed Power Block



PRODUCT CODE	PRICE		SIZE / INCHES			WEIGHT LBS	VOL FT ³
			H	W	D		
DSRTMCD602B	660	B = Black	4.86	10.78	6.22	5.9	0.51
DSRTMCD602T	660	T = Tungsten	4.86	10.78	6.22	5.9	0.51
DSRTMCD602W	660	W = Designer White	4.86	10.78	6.22	5.9	0.51

- Double sided recessed power block with 2 regular power duplexes and 2 data knock-outs on top, 1 power duplex on bottom. 10 ft power cord with straight plug.
- Telecom plates ordered separately.
- Cutout for each Recessed power block is available at an upcharge \$91.

DSRTMCD622 • Recessed Power Block



PRODUCT CODE	PRICE		SIZE / INCHES			WEIGHT	VOL
			H	W	D	LBS	FT3
DSRTMCD622B	831	B = Black	4.86	10.78	6.22	6.1	0.51
DSRTMCD622T	831	T = Tungsten	4.86	10.78	6.22	6.1	0.51
DSRTMCD622W	831	W = Designer White	4.86	10.78	6.22	6.1	0.51

- Double sided recessed power block with 1 regular power duplex, 1 power & USB A+C duplex and 2 data knock-outs on top, 1 power duplex on bottom. USB Type A port charges max 2.4 amps at 5V and Type C port charges max 3 amps at 5V. 10 ft power cord with straight plug.
- Telecom plates ordered separately.
- Cutout for each Recessed power block is available at an upcharge \$91.

DSRTMCD642 • Recessed Power Block



PRODUCT CODE	PRICE		SIZE / INCHES			WEIGHT	VOL
			H	W	D	LBS	FT3
DSRTMCD642B	1001	B = Black	4.86	10.78	6.22	6.3	0.51
DSRTMCD642T	1001	T = Tungsten	4.86	10.78	6.22	6.3	0.51
DSRTMCD642W	1001	W = Designer White	4.86	10.78	6.22	6.3	0.51

- Double sided recessed power block with 2 power & USB A+C duplexes and 2 data knock-outs on top, 1 power duplex on bottom. USB Type A port charges max 2.4 amps at 5V and Type C port charges max 3 amps at 5V. 10 ft power cord with straight plug.
- Telecom plates ordered separately.
- Cutout for each Recessed power block is available at an upcharge \$91.

ABLBB • Telcom Plate



PRODUCT CODE	PRICE		SIZE / INCHES			WEIGHT	VOL
			H	W	D	LBS	FT3
ABLBB	319						

- Black telcom plate with two RJ45 cat 6 data

ABLBBB • Telcom Plate



PRODUCT CODE	PRICE		SIZE / INCHES			WEIGHT	VOL
			H	W	D	LBS	FT3
ABLBBB	578						

- Black telcom plate with four RJ45 cat 6 data


ABLABC514 • Telcom Plate



PRODUCT CODE	PRICE		SIZE / INCHES			WEIGHT	VOL
			H	W	D	LBS	FT3
ABLABC514	472						

- Black telcom plate with one RJ11 cat 3 phone, one RJ45 cat 6 data, one mini stereo and 15 pin HD VGA

ABLC51L • Telcom Plate



PRODUCT CODE	PRICE		SIZE / INCHES			WEIGHT	VOL
			H	W	D	LBS	FT3
ABLC51L	673						

- Black telcom plate with one mini stereo, one 15 pin HD VGA and one HDMI


ABLABC45 • Telcom Plate



PRODUCT CODE	PRICE	SIZE / INCHES			WEIGHT LBS	VOL FT3
		H	W	D		
ABLABC45	524					

- Black telcom plate with one RJ11 cat 3 phone, one RJ45 cat 6 data and one HDMI

ABL102102 • Telcom Plate



PRODUCT CODE	PRICE	SIZE / INCHES			WEIGHT LBS	VOL FT3
		H	W	D		
ABL102102	275					

- Black telcom plate with two USB

