

Philadelphia Price List

Effective June 2024 Canada







General Information

A

Where to Order / How to Order	A.6
Philadelphia Series Details	A.7
Edge Details	A.8
Grommet Specification	A.9
Locks	A.14
Tackboards	A.15
Lighting	A.16
General Installation	A.16
Maintenance	A.17
Limited Lifetime Warranty	A.17
Finish and Edge Options	A.19
Key Alike Form	A.21
Configurations	A.22

Desks

B

 PB MID-ED • Double Pedestal Bow Top Desk, Breakfront Style with FF on Left & BBF on Right	B.1
 PB MID-DE • Double Pedestal Bow Top Desk, Breakfront Style with BBF on Left & FF on Right	B.1
 PB ID-ED • Double Pedestal Desk, Breakfront Style with FF on Left & BBF on Right	B.2
 PB ID-DE • Double Pedestal Desk, Breakfront Style with BBF on Left & FF on Right	B.2
 PB MISR-D • Single Pedestal Bow Top Desk, Breakfront Style with BBF on Right	B.2
 PB MISL-D • Single Pedestal Bow Top Desk, Breakfront Style with BBF on Left	B.2
 PB ISR-D • Single Pedestal Desk, Breakfront Style with BBF on Right	B.2
 PB ISL-D • Single Pedestal Desk, Breakfront Style with BBF on Left	B.3
 PB QATB • Table Desk Queen Anne Style	B.3
 PB DD • Connecting "D" Shaped Table Desk	B.3
 PB DDFR • Right "D" Shaped Table Desk	B.3

PB DDFL • Left "D" Shaped Table Desk
B.3PB TPOR • Connecting "P" Shaped Table Desk
B.4PB TPOL • Connecting "P" Shaped Table Desk
B.4PB TPR • Connecting "P" Shaped Table Desk
B.4PB TPL • Connecting "P" Shaped Table Desk
B.4PB RPR • Connecting "P" Shaped Table Desk
B.4PB RPL • Connecting "P" Shaped Table Desk
B.4

Returns

C

PB ERR-E • Executive Return Right with FF Pedestal on Right
C.1PB ER-L-E • Executive Return Left with FF Pedestal on Left
C.1PB ERR-D • Executive Return Right with BBF Pedestal on Right
C.1PB ER-L-D • Executive Return Left with BBF Pedestal on Left
C.2PB ERR-24 • Executive Return Right, 24" deep
C.2PB ER-L-24 • Executive Return Left, 24" deep
C.2PB ERR-22 • Executive Return Right, 22" deep
C.2PB ER-L-22 • Executive Return Left, 22" deep
C.2

Piano Desks

D

PB TDPR • Right "D" Shaped Piano Table Desk
D.1PB TDPL • Left "D" Shaped Piano Table Desk
D.1PB TPRR • Right "P" Shaped Piano Table Desk
D.1PB TPPL • Left "P" Shaped Piano Table Desk
D.1PB EKR-ML • Right Extended Corner Table Desk with a 24" Return Connection
D.2PB EKL-MR • Left Extended Corner Table Desk with a 24" Return Connection
D.2PB VER • Right Linking Return
D.2PB VEL • Left Linking Return
D.2PB BTN • Bridge for Extended Piano Corner Units or Piano Shaped Desks
D.3

Bridges

E

PB BT • Executive Bridge Top with Full Back Panel
E.1PB BT-T • Executive Bridge Top
E.1

Credenzas

F

PB C-XX • Full Storage Credenza with Lat. File on Left & Storage Cabinet on Right
F.1PB C-XX • Full Storage Credenza with Storage Cabinet on Left & Lat. File on Right
F.1



PBC-XX • Full Storage Credenza with 2 Sets of 36" or 30" Lat. Files
F.1



PBC-XXX • Full Storage Credenza with 3 Sets of 36" or 30" Lat. Files
F.2



PBC-XX • Full Storage Credenza with 2 Sets of Storage Cabinets
F.2



PBC-XXX • Full Storage Credenza with 3 Sets of Storage Cabinets
F.2



PBC-XXX • Full Storage Credenza with Lat. File, Storage Cabinet & Lat. File
F.2



PBC-XXX • Full Storage Credenza with BBF, Storage Cabinet & BBF
F.2



PBCK-EE • Double Pedestal Credenza with FF on Left and FF on Right
F.3



PBCK-DD • Double Pedestal Credenza with BBF on Left & BBF on Right
F.3



PBCK-ED • Double Pedestal Credenza with FF on Left & BBF on Right
F.3



PBCK-DE • Double Pedestal Credenza with BBF on Left & FF on Right
F.3



PBCR-E • Single Pedestal Credenza with FF on Right
F.3



PBCL-E • Single Pedestal Credenza with FF on Left
F.4



PBCR-D • Single Pedestal Credenza with BBF on Right
F.4



PBCL-D • Single Pedestal Credenza with BBF on Left
F.4



PBCR-F • Single Pedestal Credenza with 36" Lat. File on Right
F.4



PBCL-F • Single Pedestal Credenza with 36" Lat. File on Left
F.5



PBCR-G • Single Pedestal Credenza with Storage Cabinet on Right
F.5



PBCL-G • Single Pedestal Credenza with Storage Cabinet on Left
F.5



PBC • Credenza Shell with Full Back Panel
F.5

Corners & Components **G**



PBE-MR • Right Corner Table
G.1



PBE-ML • Left Corner Table
G.1



PBEK-MR • Right Corner Table with Inner Curve
G.1



PBEK-ML • Left Corner Table with Inner Curve
G.2



PBEKR • Right Extended Corner Table with 24" Return Connection
G.2



PBEKL • Left Extended Corner Table with 24" Return Connection
G.2



PBBT-NLR • Right Linking Bridge to join Corner Worksurface to Desk or Credenza
G.2



PBBT-NLL • Left Linking Bridge to join Corner Worksurface to Desk or Credenza
G.2



PBVR • Right Linking Return to be used with Corner Unit
G.3



PBVL • Left Linking Return to be used with Corner Unit
G.3



PBVT • Freestanding Table
G.3



PBV-1212-CT • Corner Filler Top
G.3

Modular Storage **H**



PBW-F/N • Modular Lateral File
H.1



PBWZR • Modular Combination Storage
H.1



PBWZL • Modular Combination Storage
H.1



PBWOB • Modular Open Storage
H.1



PBW-G/M • Modular Storage Cabinet with Doors
H.2



PBW-D • Modular BBF Pedestal
H.2



PBW-E • Modular FF Pedestal
H.2



PBAS-WR • Decorative Base Trim Right
H.2



PBAS-WL • Decorative Base Trim Left
H.2



PBBA • Finished Back for Modular Pedestal
H.2

Hutches & Wall Mount **I**



PB-SH36 • 36" High Storage Hutch with Wood Doors
I.1



PB-SH36G • 36" High Storage Hutch with Glass Doors
I.1



PB-SH36GDG • 36" High Storage Hutch with Glass & Wood Doors
I.2



PB-SH42 • 42" High Storage Hutch with Wood Doors
I.2



PB-SH42G • 42" High Storage Hutch with Glass Doors
I.2



PB-SH42GDG • 42" High Storage Hutch with Glass & Wood Doors
I.2



PB-SHP42 • 42" High Storage Hutch with Pigeon-Holes & Wood Doors
I.2



PB-SHP42G • 42" High Storage Hutch with Pigeon-Holes & Glass Doors
I.3



PB-SHP42GDG • 42" High Storage Hutch with Pigeon-Holes, Glass & Wood Doors
I.3



PB-2SH54 • 54" High Storage Hutch with Wood Doors
I.3



PB-2SH54G • 54" High Storage Hutch with Glass Doors
I.3



PB-2SH54GDG • 54" High Storage Hutch with Glass & Wood Doors
I.3



PB-2SHP54 • 54" High Storage Hutch with Pigeon-Holes & Wood Doors
I.4



PB-2SHP54G • 54" High Storage Hutch with Pigeon-Holes & Glass Doors
I.4



PB-2SHP54GDG • 54" High Storage Hutch with Pigeon-Holes, Glass & Wood Doors
I.4



PB-OB • Open Hutch
I.4



PB-BD • Hutch with Wood Doors
I.4



PB-BG • Hutch with Wood Framed Glass Doors
I.4



PB-BW • Hutch with Antique Brass Wire Mesh Wood Framed Doors
I.5

Freestanding Storage



PBWDB/WWDB • Freestanding BBF Pedestal
J.1



PBWDM/WWDM • Freestanding Mobile BBF Pedestal
J.1



PBF/N • Freestanding Lateral File
J.1



PBF-3/N-3 • Freestanding Lateral File with 3 Drawers
J.1



PBF-4/N-4 • Freestanding Lateral File with 4 Drawers
J.2



PBZR • Right Combination Storage
J.2



PBZL • Left Combination Storage
J.2



PBBD • Freestanding Storage Cabinet with Doors
J.2



PBOB • Freestanding Open Storage Cabinet
J.2



PBBx-3x15 • Open Bookcase with Adj. Shelves
J.2



PBAG • Magazine Shelf for use with Open Bookcase
J.3



PBBxR-1515 • Quarter Round Open Bookcase with Adj. Shelves
J.3



PBB7R • Quarter Round Open Bookcase with Adj. Shelves
J.3



PB1 • Storage Cabinet with Wood Doors & Adj. Shelves
J.3



PB2 • Wardrobe Cabinet with Doors, Coat Rack and Hat Shelf
J.4



PB6 • Storage Cupboard above Lat. File Cabinet with 4 Drawers
J.4



PB7 • Open Bookcase with Adj. Shelves
J.4



PB13 • Storage Cabinet with Doors & Adj. Shelves above 2 Lat. File Drawers
J.5



PB14 • Storage Cabinet with Doors & Adj. Shelf above 3 Lat. File Drawers
J.5



PB23 • Closed Storage Cabinet with Upper & Lower Split Doors and Adj. Shelves
J.5



PB25 • Cabinet with Doors, Storage with Adj. Shelves on Right & Wardrobe on Left
J.6

Accessories



SM • Metal Post Upgrade from SMO3
K.1



PBTS • Tackboard for 36" High Non Pigeon-Hole Hutch
K.1



PBTSP-H23 • Tackboard for 42" & 54" High Pigeon-Hole Hutch
K.1



PBTS-H26 • Tackboard for 42" & 54" High Non Pigeon-Hole Hutch
K.1



PBP-H16 • Paper Organizer, Legal & Letter Format
K.1



LED • LED Light
K.2



GM5 • Rectangular Grommet - Metal
K.2



LO • Lock Assembly
K.2



WT-Single • Pull out writing Tray
K.2



WT-Double • Pull out writing Tray
K.2

WHERE TO ORDER / HOW TO USE THIS GUIDE

AREA	PHONE	FAX
Ontario (Except Ottawa)	905-470-0010	905-470-6262
Calgary, AB (Global Alberta - Calgary)	403-250-7770	403-250-7773
Edmonton, AB (Global Alberta - Edmonton)	780-444-8922	780-443-3913
Halifax, NS (Halifax)	902-422-7434	902-423-9924
Quebec, QC (Quebec)	418-653-6111	418-653-6151
Montreal, QC (Montreal)	514-866-4331	514-866-8567
Ottawa, ON (Ottawa)	613-234-2881	613-234-5350
Burnaby, BC (Global West)	604-432-1701	604-432-7475
Winnipeg, MB (Winnipeg - Saskatchewan)	204-925-3350	204-925-3356

Price and Product Guide Section: Features the actual product pricing and specification instructions. This section is divided into Desks, Returns, Bridges, Credenzas, Corners and Components, Modular Storage, Hutches, Wall Mounted Storage, and Freestanding Storage.

General Information: Includes subdivision sections of casegoods construction, varnish specification, veneers and wood solids, finishing process, general installation and hardware, maintenance, terms and conditions of sale, warranty and where to order.

ISO 9001:2015 Registered: The Descor Factory is ISO 9001:2015 registered for manufacturing procedures and practices of quality and quality control processes.

ISO 14001:2015 Registered: The Descor Factory is ISO 14001:2015 registered for environmental procedures and practices.

ANSI/BIFMA Certified: Descor casegoods have passed ANSI/BIFMA standards for product construction and durability.

FSC®: Forest Stewardship Council ®. Option available on all wood veneer products by special request.

BIFMA e3: Furniture sustainability level 3

Greenguard: All Descor Products are Greenguard certified

Price List Effective: June 2024

HOW TO ORDER A PRODUCT

Creating a correct and complete product number ensures clean orders and accurate information for the factory. Clean orders expedite order entry and factory order scheduling, thereby, saving days, sometimes weeks off potentially extended lead-times.

From product to product, there are different options available that affect the length, options and sequence of the order-string.

To view current wood, plastic laminate finish and fabric samples, please visit www.globalcontract.com.

To order actual wood, plastic laminate finish and fabric samples and cards, place request with the Global Marketing Department via fax at 416-667-0338 or via e-mail at literaturecdn@globalfurnituregroup.com.

Wood finish and LP Laminate samples are individual 3"x 5" chips and can be obtained through the above by request.

EXAMPLE - HOW TO SPECIFY

CODES: The price list uses a numbering system with meaningful alphanumeric characters to create a simple to understand product number. This makes specifying the product easy and accurate.

SPECIFICATION EXAMPLE OF A DESK UNIT

PRODUCT CODE:

PB MID 7242 EE

PB = Philadelphia Series

MID = Double Pedestal Desk, Breakfront Style with Bow Top

7242 = Size: Width x Depth

EE = Pedestal Configuration: E Pedestal Left and E Pedestal Right

G = Aluminum Framed Glass Modesty option on Breakfront Style

OPTIONS:

FINISH:

Choose Finish (e.g. MPW) - See Page A.19

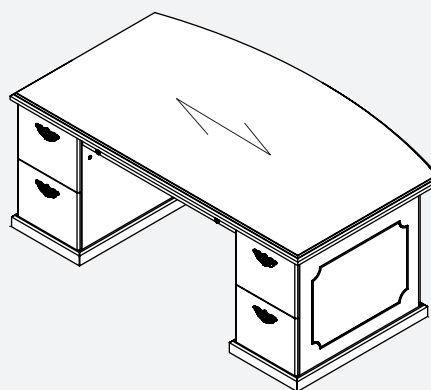
Optional Grommet Locations:

TL - Top Left

TR - Top Right

For Grommet Location see Page A.9

NOTE: Arrow indicates direction of grain.



PHILADELPHIA SERIES DETAILS

Series Detailing: Philadelphia detailing is traditional with a 1" overhang on all edges. Solid walnut, cherry, maple, oak that bands work surface perimeter is 1" wide by 1 3/8" thick for an overall thickness of 1 3/8". Philadelphia is a "top over pedestal" detailed series. Philadelphia is standard with a base. Floor storage unit bases (i.e. kick-plates on pedestals, lateral files, bookcases, etc.) are extended out over drawer faces and horizontally grained. Products that are normally positioned against walls, such as credenzas, have a self-edge veneered back edge detail. All primary faces have pin molding decorations.

Grommets: GM5 is the standard Philadelphia grommet. Grommets are included standard with products where shown in the product line drawings. Otherwise, specify additional grommets where needed. See Grommet Specification details at Page A.9.

CONSTRUCTION

Finish: Conversion varnish (similar to catalyzed lacquer, but tougher), 25° sheen. Descor does not buff or rub its finishes.

360° Finishing: All Descor wood casegood products are veneered and finished on the back sides (except modular under-surface storage - tops and backs are unfinished).

Veneers and Solids: Veneers and solids are Number One select, architectural grade "A" oak, walnut, cherry or maple. All Descor wood worksurface moulded edges are solid oak, walnut, cherry or maple.

Pedestals: Full-to-the-floor. Pedestals are fully assembled units that are either installed into desk and credenza shells, or available as modular units. Undersurface storage units include locks.

VENEERS AND WOOD SOLIDS

Descor provides high quality veneers and solids to our customers.

We procure wood globally but mainly in North America and Europe with a progressive approach towards sustainability. We ensure our vendors are protecting and maintaining the natural forests of origin.

DESCOR CONVERSION VARNISH SPECIFICATIONS

Descor uses conversion varnish: It is among the most durable finishes used in the contract furniture industry (more durable than catalyzed lacquer).

Conversion varnish is a synthetic, catalyzed cured (chemically active) finish, containing UV inhibitors to slow the oxidizing (colour changing) effects of ultra-violet rays on wood.

Descor produces low 25° sheen. Low sheens are the most practical for commercial use as it doesn't show most scratches and are more easily touched-up than higher sheens.

Cures with heat, developed two ways:

- Chemically (catalyst reaction within the varnish itself)
- Line oven (approximately 140° F) accelerates finish curing and increases molecular density for a harder finish

Locking: Locks are standard on all "below work surface level" drawer and door storage units with the exception of the pull-out tray units and single lateral file drawer combination tray/slot units. Combination storage unit comes with lock for file and lateral file drawer only, box drawers cannot lock. Lock colour will match the handle option. Locks are optional on all "above worksurface level" closed storage.

Series Handles

All drawer fronts come with traditional antique brass finished handles centred on drawer faces. All cabinet doors come with knobs in the same finish.

For Optional Grommets:

GM5E (Black) \$85

Drawer Suspensions: Pedestal drawer suspensions are metal ball bearing type. Both box and file drawers are full extension.

Drawer Construction: Drawer sides and bottoms are maple veneer plywood with dowel construction.

Drawer Fronts: The drawer front is an applied element to a four sided drawer. Drawer fronts are veneered on all surfaces except the vertical edges, which are solid oak, walnut, cherry and maple then routed with series detailing. Drawer fronts can be removed or replaced in the field.

Leveling Glides: Levelers have a 1" range of adjustment.

Descor lays-up its own flat cut (cathedral pattern) in book matched set and patterns. Rift cut veneers are laid-up in a slip match method.

For additional information on veneer species, cuts and patterns please contact your customer service representative.

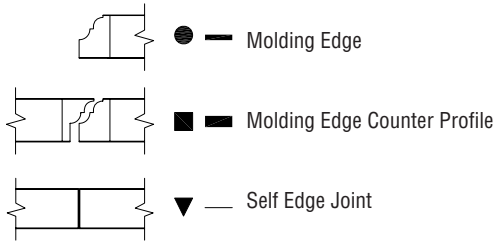
Conversion varnish has a component called "solids", produced by a combination of resins when the solvent evaporates. These solids float to the varnish surface, which is where they cure. These solids are the durable aspect of the finish.

Descor uses an "off-the-gun" technique with conversion varnish. This means the "solids" (the durable aspect of the finish) remain intact on the surface of the finish.


Descors standard finish on oak and walnut is open pore, on cherry and maple is semi-closed pore. If a full fill finish is required for walnut, cherry and maple tops, add the suffix "2" to the finish code and add 5% to the base pricing for each product.

Custom finish is available at an upcharge (See finishes and options section).

PHILADELPHIA EDGE DETAILS



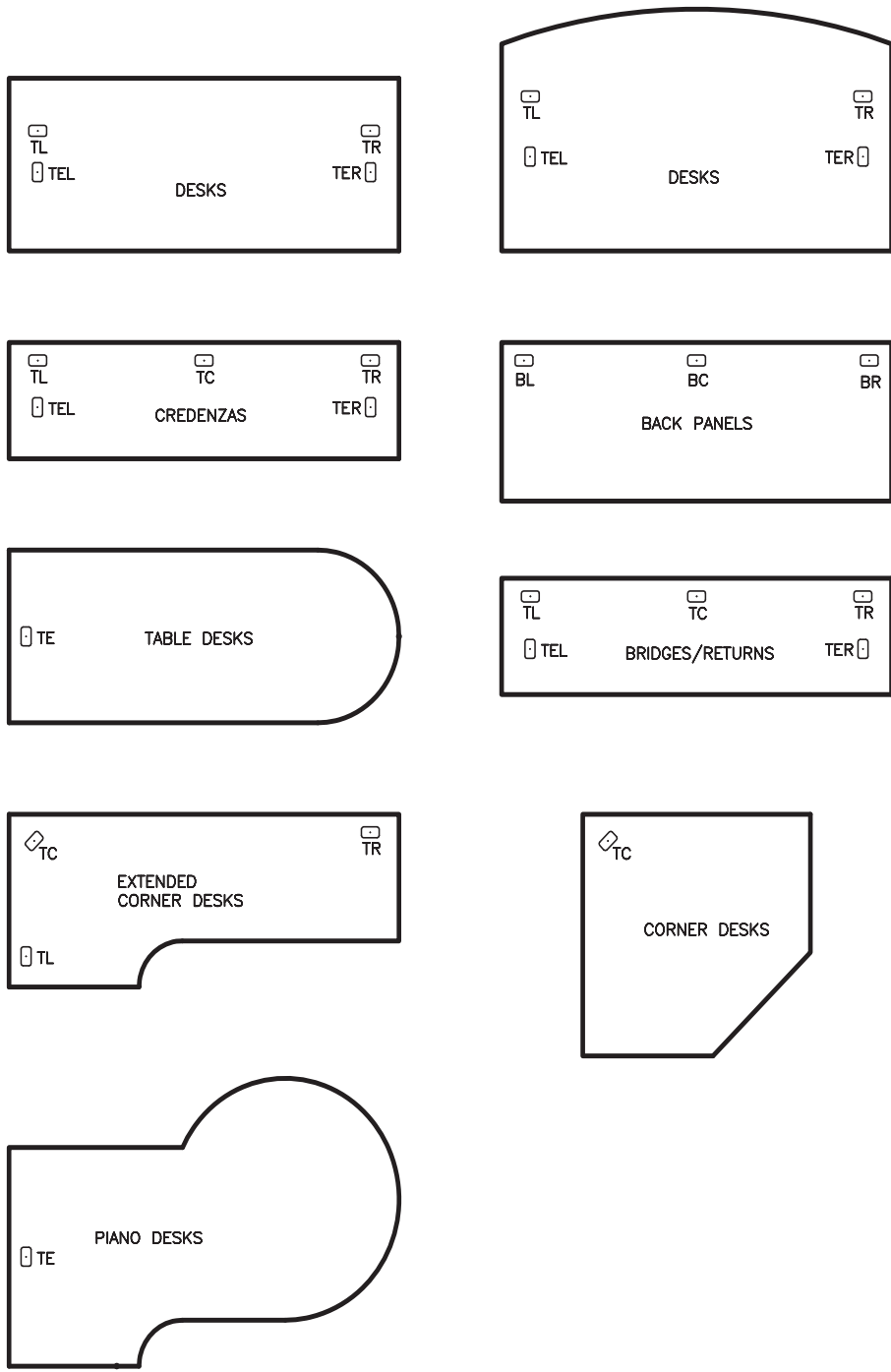
D - Desks and Credenzas
 B - Executive Bridges
 E - Executive Returns
 C - Corner Components
 L - Linking Bridges
 P - Piano Desks



Note: Refer to Price List Pages for appropriate coding and pricing. Custom configurations are available by requesting a quote.

GROMMET SPECIFICATION

Includes standard and optional Grommet Locations



Note:

- For pricing on optional Grommets refer to Page K.2. Custom configurations are available by requesting a quote.
- For TEL & TER location please contact Customer Service.

PHILADELPHIA DESKS AND CREDENZAS

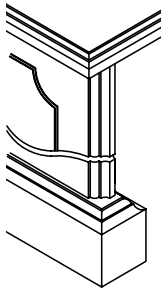
Can be ordered as a shell or with pedestals.

Hand of Rectangular Desk is determined by location of pedestal from user side.

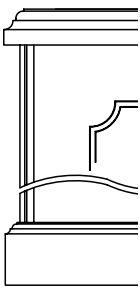
Hand of "D" Top is determined by outward orientation of curved end from user projection.

Hand of "P" Top is determined by outward orientation of conference end from user projection.

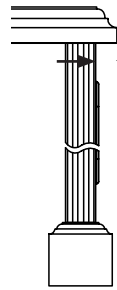
Isometric View



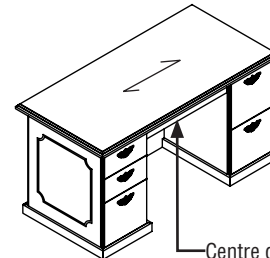
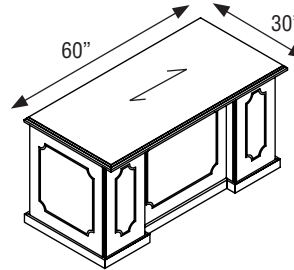
Side View -
1 3/8" Top



Front View -
1 3/16" Slab



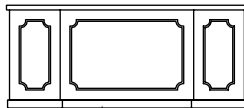
7/8"



Centre drawer standard
on Double Pedestal Desk

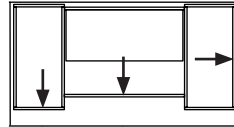
MODESTY PANEL CLEARANCE

PBID7236DE



Full Modesty

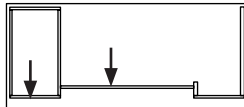
PBID7236 (7236 indicates Top size)



6" 9" on all models


7/8"

PBISR7230D



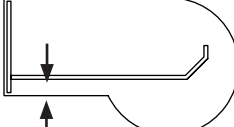
6" 7" on all models

PBDDFL7230 (Left shown)



6"

PBTPOL7242 (Left shown)



5"

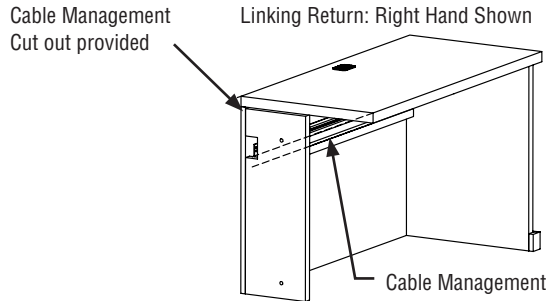
PBC7220



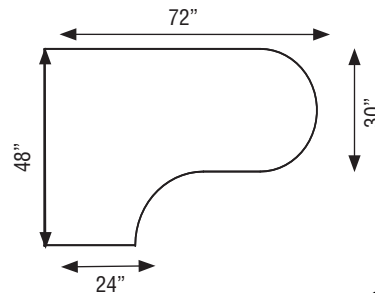
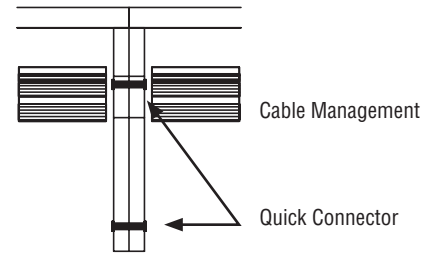
7/8"

PHILADELPHIA PIANO DESKS AND LINKING RETURNS

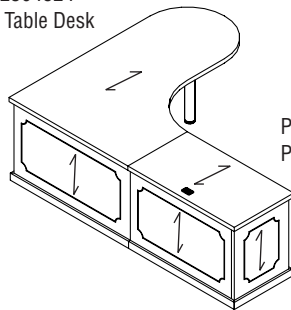
All Desks are shipped assembled.
 Units include standard Grommets shown and installed horizontal wire management.
 Unit is handed by Post Leg.
 Not for use with regular Corner Units.



Supporting Slab Joining Structure

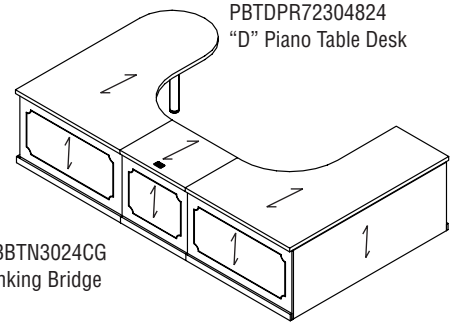


PBDPR72304824
 "D" Piano Table Desk



PBVEL4224CG
 Piano Return

PBDPR72304824
 "D" Piano Table Desk



PBBTN3024CG
 Linking Bridge

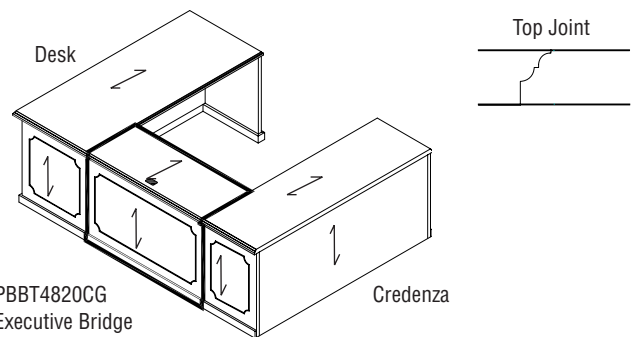
To remove Cross Grain veneer pattern on Top,
 delete suffix "CG" from the Product Number Code.
 (Available at no upcharge)

Extended Corner Table

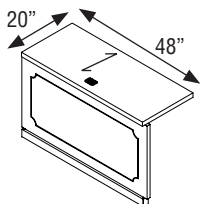
PHILADELPHIA EXECUTIVE BRIDGES

Executive Bridge is used to connect a Desk to a Credenza.
 Not to be used with Corner Components or Piano Desks.
 Three Back Panel options.
 Back panel flush with end panels of Desk and Credenza.
 Includes GM5 Grommet Top Centre.

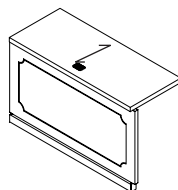
To remove Cross Grain veneer pattern on Top, de-
 delete suffix "CG" from the Product Number Code.
 (Available at no upcharge)



PBBT4820CG
 Dimensions are actual



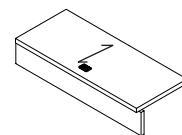
PBBT4820CG
 Full Back Panel



PBBT4820TCG
 Bridge Top only



PBBT4820Q8CG
 8" Back Panel



PHILADELPHIA EXECUTIVE RETURNS

Executive Return is used to attach to a Single Pedestal Desk, Single Pedestal Credenza, Desk Shell or Credenza Shell.

Can be specified as a Shell or with a Pedestal.

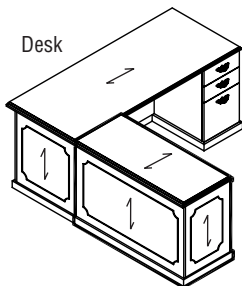
Back Panels are available as either full height or 8" from the underside of the worksurface.

Hand of Executive Return is determined by location of full end panel from user side.

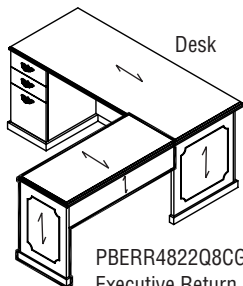
Hand of Desk or Credenza is determined by location of pedestal from user side.

To remove Cross Grain veneer pattern on Top, delete suffix "CG" from the Product Number Code. (Available at no upcharge)

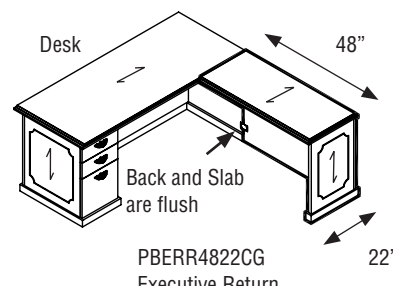
Executive Return attached to Desk or Credenza



PBERL4822CG Executive Return



PBERR4822Q8CG Executive Return



PBERR4822CG Executive Return

PHILADELPHIA CORNER COMPONENTS

Corner Table is used to connect to Linking Bridge and Linking Credenza.

Cable management tray included.

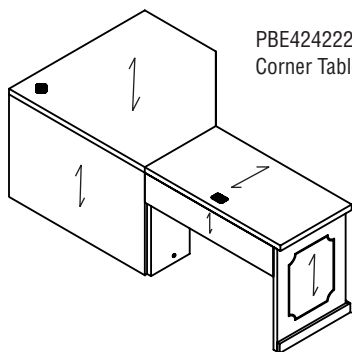
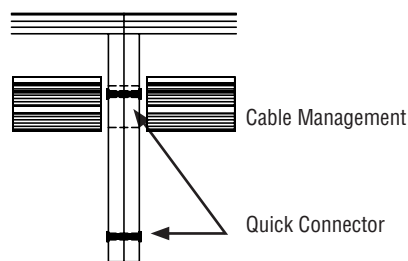
Back Panels are available as either full height or 8" from the underside of the worksurface.

Hand of Linking Credenza is determined by location of full end panel from user side.

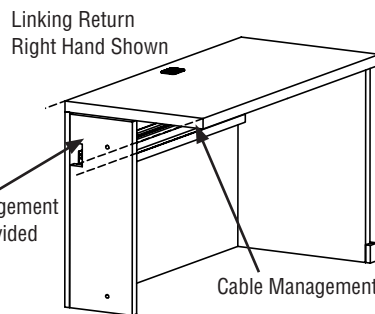
Hand of Extended Corner is determined by location of long narrow end from user side.

To remove Cross Grain veneer pattern on Top, delete suffix "CG" from the Product Number Code. (Available at no upcharge)

Supporting Slab Joining Structure



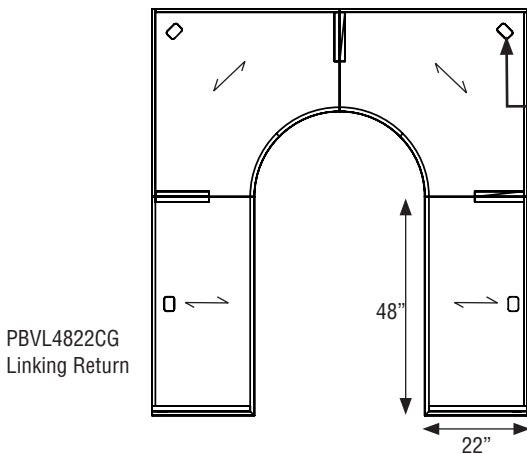
PBE424222 Corner Table



Cable Management Cut out provided

PBEK424222 Corner Table

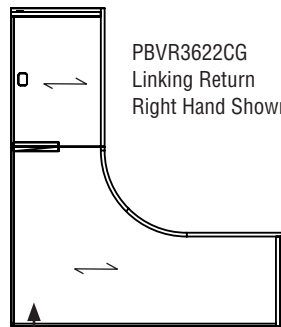
PBEK424222 Corner Table



PBVL4822CG Linking Return

Grommet standard on all Corners except Extended Corners

PBVR4822CG Linking Return



PBVR3622CG Linking Return Right Hand Shown

PBEKL724822 Extended Corner Table

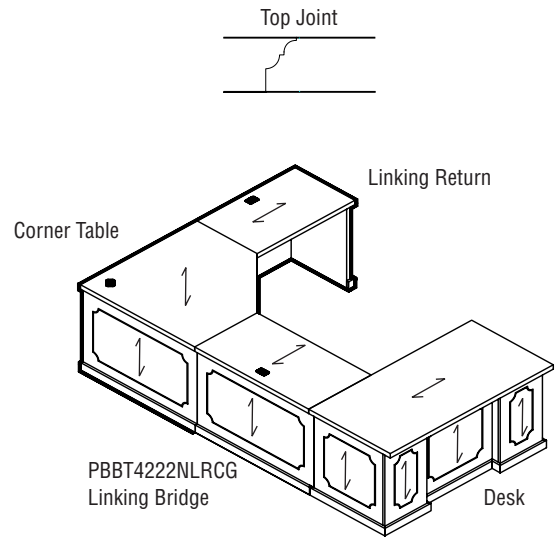
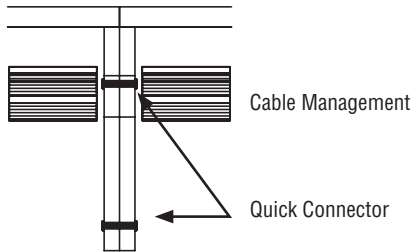
Grommet must be specified if required. For Grommet Location see Page A.9

PHILADELPHIA LINKING BRIDGES

Linking Bridge is used to connect Corner Components to Single Pedestal Desk, Single Pedestal Credenza, Desk Shell or Credenza Shell.
 Back panels are available as either full height or 8" from the underside of the worksurface.
 Includes GM5 Grommet Top Centre.
 Hand of Linking Bridge is determined by location of half end panel from user side.

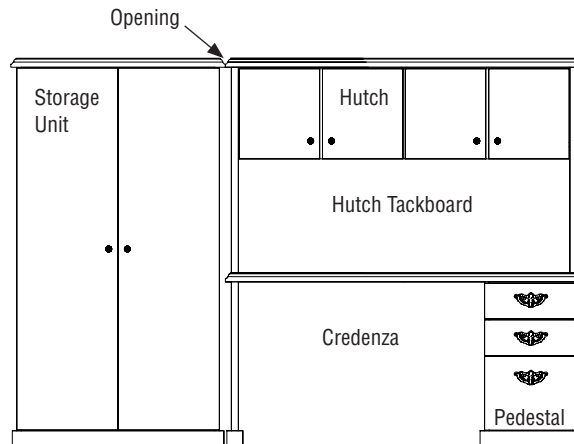
To remove Cross Grain veneer pattern on Top, delete suffix "CG" from the Product Number Code. (Available at no upcharge)

Supporting Slab Joining Structure



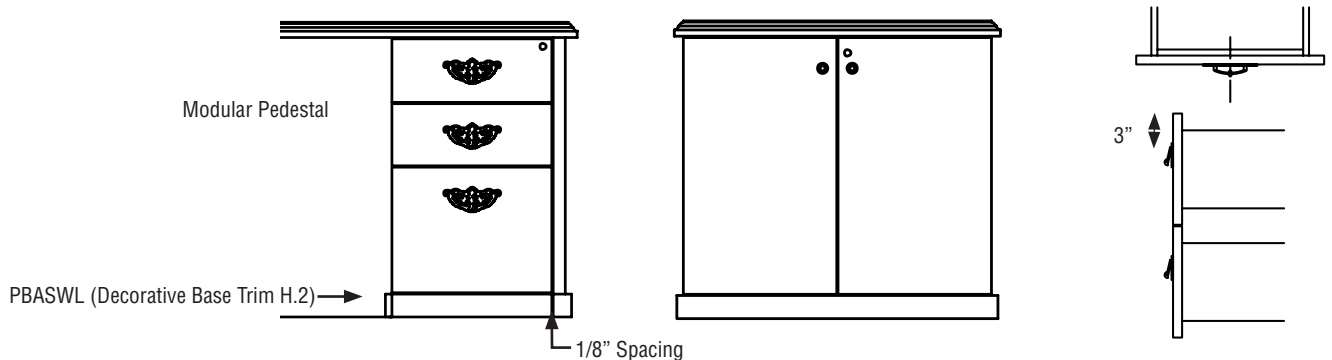
PHILADELPHIA SIDE BY SIDE COMPONENTS

Note: For a flush connection, please contact your Customer Service representative.



PHILADELPHIA MODULAR PEDESTALS AND HANDLES

Modular Pedestal for Philadelphia using "C" components.
 SP700 spacer is required if two Modular Pedestals are placed side by side when there is no handles. Order as special.
 Credenza shell cannot be completely filled up with modular components to create a full storage credenza.



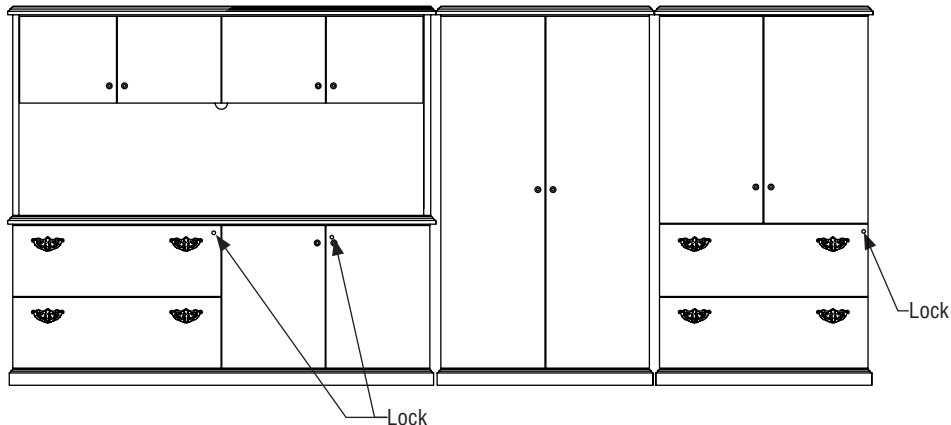
PHILADELPHIA LOCKS

Locking

Locks are Standard on all “below the work surface level” Drawer and Door Storage Units with the exception of the Pull-Out Tray Units and Single Lateral File Drawer Combination Tray/Slot Units

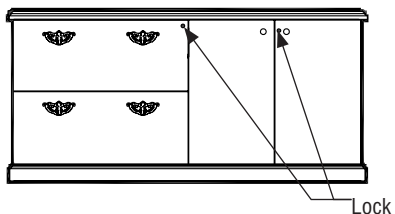
Locks are Optional on all “above the work surface level” Closed Storage Units. See Accessories Section Page K.2 for Lock Specification details.

Standard Lock Positions



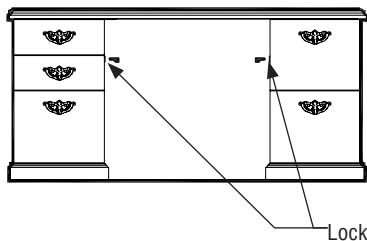
PBCF7222

Full Storage Credenza: Locks are on the front.



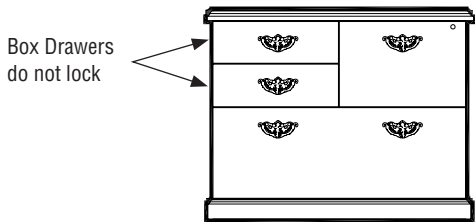
PB7236DE

Double Pedestal Desk/Credenza: Lock for D and E Pedestals are on the inside Gable.



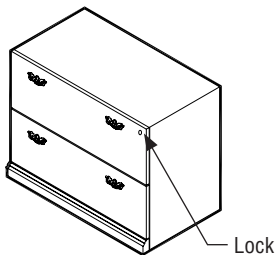
PBZR

Combination Storage Unit: Lock for File and Lateral File Drawer only, Box Drawers do not lock.



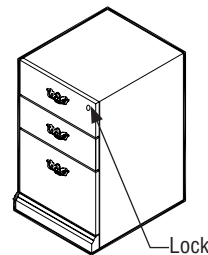
PBWF

Modular Furniture: Lock is on the front.

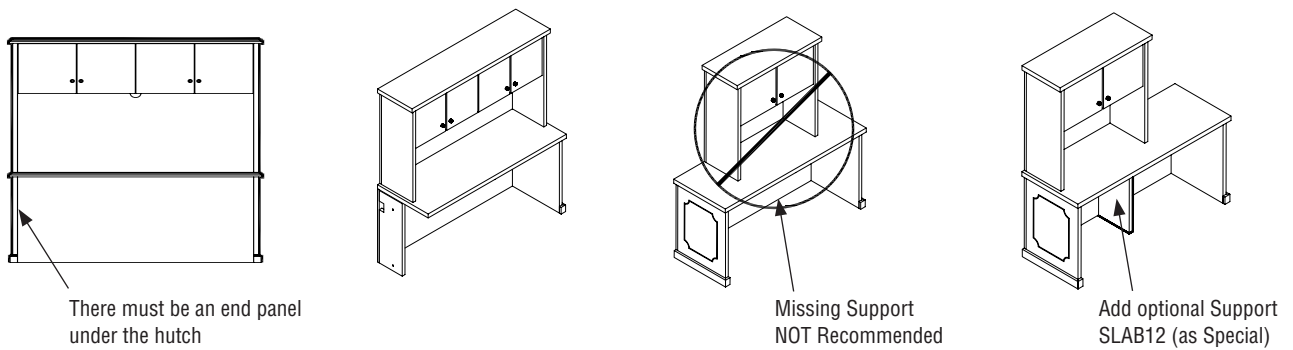


PBWD

Modular Furniture: Lock is on the front.



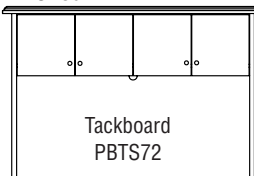
PHILADELPHIA HUTCH POSITIONING



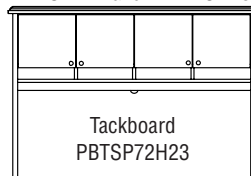
PHILADELPHIA TACKBOARDS

Tackboards for Storage Hutches

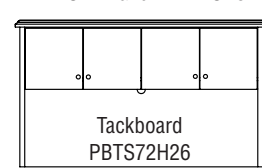
PB72SH36




PB72SHP42 and PB722SHP54




PB72SH42 and PB722SH54



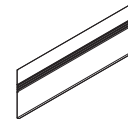
Tackboards with Accessory Rail



PBTSAS72

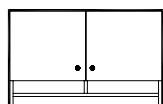


PBTSPAS72H23

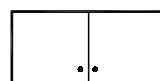


PBTSAS72H26

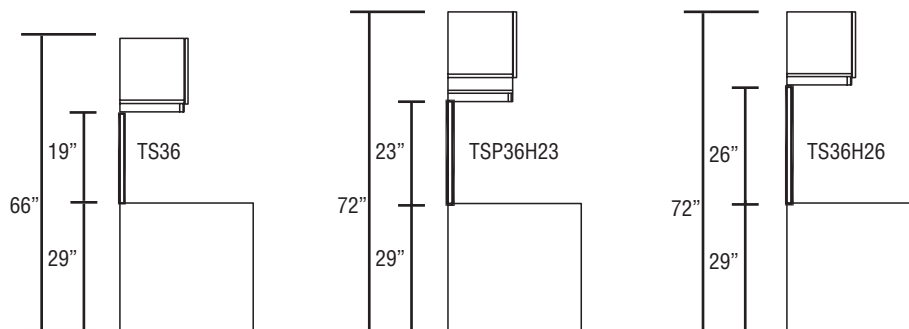
Tackboards for Wall Mount Overheads



CSF36

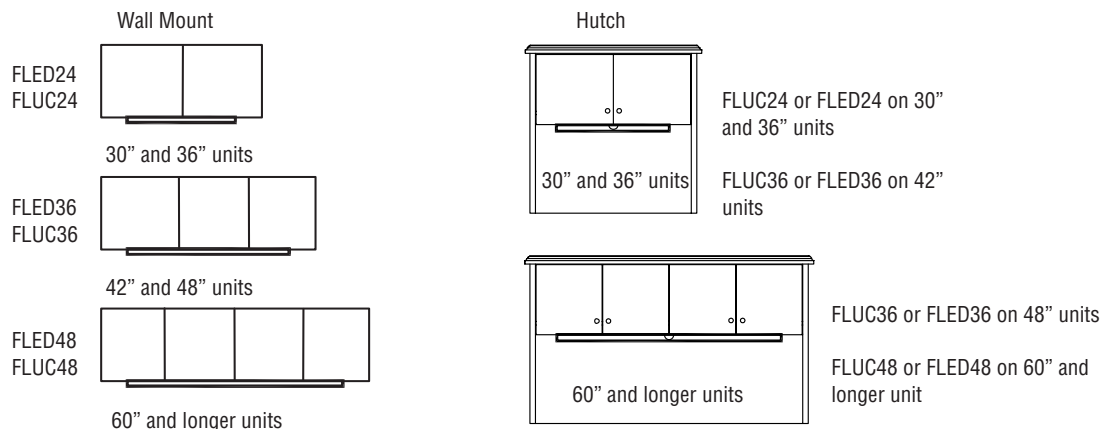


CSFP36



PHILADELPHIA LIGHTING

Lighting for Hutches and Wall Mount Overheads.



GENERAL INSTALLATION AND HARDWARE

Uncartoning

Always uncarton wood office furniture with care. Never use a knife or sharp object of any kind to open cartons. Tear cartoning tape off by hand. Protective corner blocks, foam-wrap, and a bottom skid are included in the carton during shipping for protection.

Hardware: All necessary hardware for attaching furniture is included in the shipment. Actual wall-attachment fasteners for wall cabinets, Tackboards and Visual Boards are not included due to variable site conditions.

Hanging file rails: Pre-installed on file drawer perimeters and accommodates both legal and letter size filing.

Flat-plates: Are used to attach Bridges and Returns to Desks and are shipped pre-attached to the bottom of the Bridge or Return. Mini-flat-plates for securing Bridge Back Panels to Desk or Credenza End-panels, and quick connectors for securing modular Corner Units to adjacent pieces, are shipped along with screws in a plastic bag attached to the bottom of the Bridge or Return.

Caution: Using screws other than those supplied by Descor could result in damage to finished tops. Descor will not honor claims due to installation of incorrect hardware.

Installation:

Wall-mounted cabinets, Tackboards and Visual Boards: Are pre-attached with horizontal wall rails to the back of each unit. The wall-side components must be detached from the unit and fastened to the wall accordingly. Wall fasteners are not included due to the variable site conditions. Securing the wall rail to a vertical structural member is the required manner of installation. The Cabinet or Visual Board is then lowered on to the wall rail. It is important to level the wall rail before installation. Wall cabinets are equipped with levelers at the bottom of the back panels for proper cabinet alignment. Units with doors are equipped with adjustable European door hinges to assist in door alignment. It is required to use a #8 wood screw through the back of the cabinet and the wall-mounted rail, to further secure the wall attachment. Tackboards have vertical grooves in the back for tasklight wiring.

Hutches: Descor utilizes a non-marring method of Hutch attachment. They are installed with double faced tape applied to the bottom of the end panels. The tape is shipped in a plastic bag found in the Hutch. Removal of the Hutch requires moderate pressure to be applied on the top of the unit towards the wall for at least a minute for the pressure sensitive tape to release. At the dealer or installer's discretion, additional support may be added by installing flat-plates along the outside back of the attached units. These flat-plates are not included in the shipment.

Hutch tackboards: Factory installed.

Modular storage units: Have pre-drilled holes through the unfinished tops for securing to the bottom of the work surfaces. Screws and lock keys are included in a plastic bag fastened inside the pedestal. Installer should leave a 1/8" reveal between the Modular Storage Unit and the End panel. Disassemble the Modular Unit first before relocating the entire unit to avoid damage or bodily injuries.

Pedestal Spacers: Are required if the pedestals are placed side by side. A 1" gap is required between the modular pedestals to allow access to vertical fingerpulls. If required, order one "SP700".

5-sided corner tables: Join Bridge and Credenza run-offs, using the supplied quick-connectors. Recessed end-panels in these units are pre-drilled to accept quick-connectors for easy alignment. Accurate leveling is critical for these units to align and connect properly. Flat-plates are pre-attached to the work surface to secure to the desk unit.

Upon completing installation, wipe furniture with a damp cloth, followed by a dry soft cloth.

Leveling wood office furniture properly is the most important procedure to ensure proper functioning and alignment of drawers, locks and doors.

CARE AND MAINTENANCE GUIDE

Wood Casegoods Care: Descor furniture is constructed to strict specifications to ensure years of satisfied use. As with all wood products, certain care requirements and periodic maintenance are necessary in order to maintain the original new appearance and function.

Finish Protection: All clear wood finishes are susceptible to scratches from rough and abrasive objects, such as staples, paper clips, ceramic coffee mugs, flower pots, picture frames, etc. Computer equipment with rubber feet can also cause discoloration and softening of the finish due to petroleum distillates in the rubber.

Glass tops are the ultimate protection against scratch mishaps.

The most practical protection is the use of desk-pads or blotters, paper management bins, coasters, common sense caution with rough items, and adding pressure sensitive felt to the feet or bottoms of any potentially destructive item on the Desk.

Finish Care: Wax or polish should never be used on the catalyzed finish; they will give a greasy, cloudy or uneven appearance to the product. Descor's conversion varnish finish is best cleaned by wiping the surfaces with a damp cloth, followed by a soft dry cloth in the direction of the grain. If the surfaces are very dirty, use of a glass cleaning type of product is recommended.

Never use a silicon based product to dust or polish catalyzed finishes. Over time, silicon may disrupt the actual molecular composition of the finish and cause it to soften and become cloudy.

Additional Tips:

- Remove any spilled liquid immediately with a blotting, rather than a wiping motion.
- Do not drag or push objects or stacks of papers across any finely finished surface.
- Avoid exposing surfaces to extreme heat, cold or humidity.
- The surface finish may be burn resistant, however, the wood underneath the finish is not and can be charred by a burning cigarette or heat producing unit.
- Exposure to strong sunlight should be avoided. The surface finish is fade-proof, however, in spite of UV inhibitors in the finish, the wood underneath may change colour (patina) where extended exposure to sunlight exists. Natural or light finished species are especially susceptible to UV color change.
- Building maintenance and maintenance service management should be notified of the proper care instructions and procedures for your furniture to avoid damage and allow optimum appearance for years to come.
- Special care should be taken to protect wood furniture when other trades such as painters, electricians and telecommunications workers are present performing work.
- Drawer suspensions are lubricated prior to shipment. Periodic lubrication may be applied to the ball bearing housing with a high quality lubricant found in most hardware stores.
- Drawer alignment is achieved with proper leveling of desks and credenzas.
- Check leveling glides for adjustment if the furniture is moved.
- Modular furniture items, such as Desk Shells and Modular Pedestals **must be disassembled** prior to moving or relocating to avoid damage to the furniture.
- Hutch and wall cabinet doors may require field adjustment, from time to time, due to shifting weight load factors inside the cabinet.
- Touch-up of wood furniture should only be attempted by a qualified refinisher/touch-up technician. Contact your furniture dealer if this need should arise.

DESCOR LIMITED LIFETIME WARRANTY

Descor will, at no cost to the original purchaser and for as long as the original purchaser owns a Descor product repair or replace with a comparable product, at Descor's option, any part or product sold after January 01, 2001, which fails as a result of a defect in its design, materials or workmanship. For all purposes of this warranty, the term "purchaser" is defined as the entity or individual acquiring a new Descor product as the initial purchase thereof either from Descor or an authorized Descor dealer.

Exceptions to this warranty include:

- Descor warrants its products to be free from defects in materials and workmanship for a period of 10 years, of single shift service, from the date of delivery.
- Lighting products and grommets are warranted for one year from date of delivery.
- Custom electrical solutions may carry varying warranty coverage.
- Descor fabrics and wood veneers are warranted for 5 years from the date of delivery.
- Electrical components are warranted for 1 years from the date of delivery.
- Moving parts, which include, glides, slides, casters, user adjustable worksurface mechanism are warranted for 5 years from date of delivery.
- Descor warrants its products based on a single shift (40 hours/week). Usage beyond a single shift (40 hours/week) will result in a reduction in the warranty, in proportion to the increased usage.
- Pneumatic cylinders for any product, unless otherwise stated, are warranted for 10 years of single shift (40 hours/week) usage from date of delivery.

This warranty does not include:

- Customers Own Material or finishes applied to Descor products (which include graded in fabrics, which are treated as Customers Own Material).
- Wood Veneer being a natural material will have shade differences between veneer leaves. This will be more apparent between flitches. Fading on wood veneers can be caused by exposure to UV rays / sunlight.
- Wood colour, grain and stain acceptance, which may occur due to the natural elements of wood.
- Ballasts and light bulbs.
- Products which have been modified or which have not been installed or used according to Descor's application and installation guidelines or warnings.
- Products that must be replaced due to normal wear and tear, negligence, abuse, accidents or shipping damage.
- Products used for rental purposes.

In no event shall Descor be liable in either tort or contract for any loss or direct, special, incidental, consequential, or exemplary damages.

This warranty is the customer's sole remedy for product defect. Descor makes no warranties, including the express or implied warranties of merchantability and fitness purpose, other than the express warranties contain herein.

TERMS AND CONDITIONS OF SALE

Prices: Prices are subject to change without notice. All shipments are F.O.B. the plant unless otherwise indicated. All taxes are extra.

Terms: Merchandise shall be invoiced when shipped and payment is due 30 days after invoice date.

Orders: All orders are subject to acceptance by Descor head office and to the Terms of Sale which appear in current price lists.

Returns: Merchandise may not be returned without prior written consent. Upon approval, a minimum restocking charge of 35% shall be deducted from the credit note, in addition to any expense incurred should reconditioning be necessary. Return shipping must be prepaid.

Cancellations: All orders are considered firm and not subject to cancellation without our documented approval. Cancellation charges may be required based on expenses incurred during order processing.

Carriers: All shipments shall normally be made through the Buyer's specified carrier. Otherwise Descor shall use its best judgment in selecting a carrier. Prepay and Add Service Charge to cover cost of processing prepaid freight bills, a charge of \$30.00 per shipment will be made. This amount will be included in the "Freight Charges" invoiced by Descor.

Liability: Every effort is employed to effect secure packing for shipment. Descor's liability ends when the carrier issues a clear receipt, acknowledging automatically that the shipment has been received in good condition.

Claims: It is required that all merchandise be carefully examined by recipient before issuance of clear receipt to carrier. Should the shipment arrive unsound or incomplete, have carrier make proper notation on the delivery receipt and original freight bill as to discrepancy before accepting shipment. Any claim for damage or shortage must be filed by you with the delivering carrier. Descor will not accept return of merchandise damaged in transit.

Changes and Cancellations: Descor reserves the right to institute changes with regard to materials, equipment, specification and designs, as well as to discontinue models at any time without prior notice. After the date of Descor's acknowledgement of a Purchaser's order, the order may not be changed or cancelled by Purchaser without the written consent of Descor. Special order items already in production are not subject to change or cancellation under any circumstances. Other standard items already in production are subject to a minimum 35% restocking charge, based on list price. A higher percentage may apply, depending on the stage of production.

Finishes: Descor veneers and solid woods are carefully selected for colour, tone and grain. Since the distinctive characteristics and nature of wood cause variations, exact matches are not always possible.

Shipping Weight: All shipping weights and cubic sizes as indicated are approximate.

Dimensions: Are approximate. Please contact Descor for specific dimensions required.

FINISH OPTIONS

Group 1 Finishes (Standard Finishes)

Finish Code	Colour	Veneer Type	Veneer Cut
BTW	Biscotti	White Oak	Rift
JAW	Java	White Oak	Rift
MCW	Moch	White Oak	Rift
CRW	Coral	White Oak	Rift
EVW	Evening Oak	White Oak	Rift
MTW	Milestone	White Oak	Rift
CAW	Cacao Walnut	Walnut	Flat
DWW	Dark Walnut	Walnut	Flat
EWW	Empress Walnut	Walnut	Flat
LTW	Latte Walnut	Walnut	Flat
MHW	Mahogany on Walnut	Walnut	Flat
WLW	Walnut	Walnut	Flat
NLW	Natural Walnut	Walnut	Flat
ULW	Umber Walnut	Walnut	Flat
ACW	Amber Cherry	Cherry	Flat
DCW	Dark Cherry	Cherry	Flat
RCW	Red Cherry	Cherry	Flat
WCW	Windsor Cherry	Cherry	Flat
AMW	Almond Cherry	Cherry	Flat
VNW	Vintage Cherry	Cherry	Flat
HAW	Hazelnut	Maple	Flat
MPW	Maple	Maple	Flat
SMW	Sugar Maple	Maple	Flat
WMW	White Maple	Maple	Flat
OYW	Oyster Maple	Maple	Flat
SHW	Sahara Maple	Maple	Flat

Full Fill available (Add 5% upcharge to the List Price)

Walnut Tops	Add suffix "2" to the end of the finish code
Cherry Tops	Add suffix "2" to the end of the finish code
Anigre Tops	Add suffix "2" to the end of the finish code
Maple Tops	Add suffix "2" to the end of the finish code

Custom Staining (Please Contact Customer Service)

up to \$50,000	Add \$528 Flat Fee and 15% to the List Price
\$50,000 and \$200,000	Add 15% upcharge to the List Price
over \$200,000	No upcharge

Special Finish Options

Custom Veneers Please contact Customer Service for selection and pricing
 Laminate Inlays Please contact Customer Service - Surcharges may apply
 FSC option available Please contact Customer Service - No upcharge

Solid Colours on MDF

DESCOR FINISH	CODE
Black	(solid colour) BLM
Chantilly	(solid colour) CHM
Cloud	(solid colour) CLM
Dove	(solid colour) DVM
Oyster	(solid colour) OSM
Tungsten	(solid colour) TNM
White	(solid colour) WHM

Group 2 Finishes (Add 25% upcharge)

Finish Code	Colour	Veneer Type	Veneer Cut
CNW	Cognac	Anigre	Figured
BRW	Butternut	Anigre	Figured

Metal Finishes

Finish Code	Colour
E	Black
K	Tungsten (Silver)
P	Brushed Chrome
DWT	Designer White

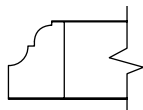
Glass Finish (For Glass Doors and Modesty Panels)

Bronze Glass	Standard
Clear glass	Please contact Customer Service

Descor Collection Products are Greenguard certified.


- For Decorative Modesty Panels and Plinth used on VGTCUS, VGRCUS, VGLCUS, VGCKCUS and LEC-CURV at no upcharge
- For Doors, Drawer Fronts and Deocrative Panels (two tone finish) upcharge 15%

EDGE




Philadelphia Edge:

HANDLE



PL40
Brass Pull, 4 1/2"



DK25
Knob on Uppers

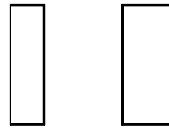
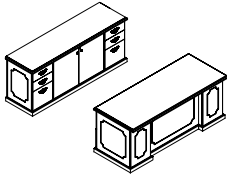
TACKBOARD FABRICS - GRADE 1

Tackboards are standard in Global Furniture Group Grade 1 panel textiles, please refer to the following website for the current offering.

<https://www.globalfurnituregroup.com/ca/workplace>

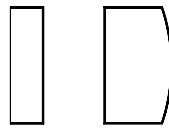
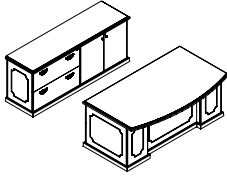
To find Panel Textiles choose the Resources tab and click on Textiles. Select Panel Textiles Grade 1 for standard offering.

PB-01



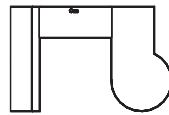
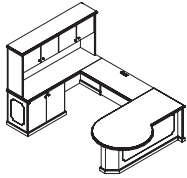
QUANTITY	CODE	DESCRIPTION	PRICE
1	PBID7230DE	Double Pedestal Desk, Breakfront Style with BBF on Left & FF on Right	7752
1	PBC7220DGD	Full Storage Credenza with BBF, Storage Cabinet & BBF	6480
TOTAL			\$14,233

PB-02



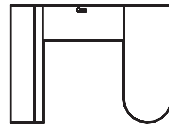
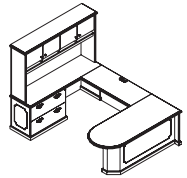
QUANTITY	CODE	DESCRIPTION	PRICE
1	PBMID7242ED	Double Pedestal Bow Top Desk, Breakfront Style with FF on Left & BBF on Right	9098
1	PBC7220FG	Full Storage Credenza with Lat. File on Left & Storage Cabinet on Right	5526
TOTAL			\$14,625

PB-03



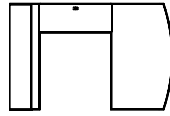
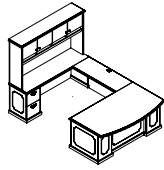
QUANTITY	CODE	DESCRIPTION	PRICE
1	PB72SH36	36" High Storage Hutch with Wood Doors	4226
1	PBCL7220G	Single Pedestal Credenza with Storage Cabinet on Left	4584
1	PBTPOR7242	Connecting "P" Shaped Table Desk	5704
1	PBBT4820CG	Executive Bridge Top with Full Back Panel	1571
TOTAL			\$16,085

PB-04



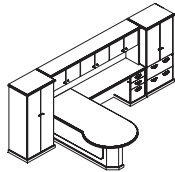
QUANTITY	CODE	DESCRIPTION	PRICE
1	PBDDFR7230	Right "D" Shaped Table Desk with 45° Angled Modesty Panel and End Panel	4748
1	PBCL7220F	Single Pedestal Credenza with 36" Lat. File on Left	5099
1	PBBT4820CG	Executive Bridge Top with Full Back Panel	1571
1	PB72SHP42	42" High Storage Hutch with Pigeon-Holes & Wood Doors	5920
TOTAL			\$17,337

PB-05



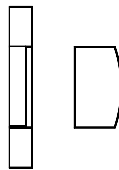
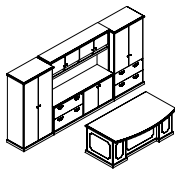
QUANTITY	CODE	DESCRIPTION	PRICE
1	PBCL7220E	Single Pedestal Credenza with FF on Left	4390
1	PBMiSR7242D	Single Pedestal Bow Top Desk, Breakfront Style with BBF on Right	6576
1	PBBT4820CG	Executive Bridge Top with Full Back Panel	1571
1	PB72SHP42	42" High Storage Hutch with Pigeon-Holes & Wood Doors	5920
TOTAL			\$18,457

PB-06



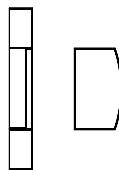
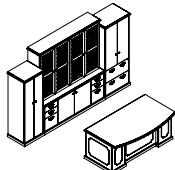
QUANTITY	CODE	DESCRIPTION	PRICE
1	PB13D24W30H65	Cabinet with Wood Doors, 2 shelves, 2 File Drawers	5654
1	PBTPOL8442	Left "P" Shaped Table Desk with Angled Modesty	6162
1	PBERR6024DCG	Executive Return with Box, Box, File	4238
1	PB96SH36	Closed 36" High Storage Hutch with Wood Doors	5633
1	PB1D24W30H65	Storage Cabinets with Wood Doors 4 Shelves	4569
TOTAL			\$26,256

PB-07



QUANTITY	CODE	DESCRIPTION	PRICE
1	PB13D20W36H72	Storage Cabinet with Doors & Adj. Shelves above 2 Lat. File Drawers	6141
1	PB72SHP42	42" High Storage Hutch with Pigeon-Holes & Wood Doors	5920
1	PB2D20W36H72	Wardrobe Cabinet with Doors, Coat Rack and Hat Shelf	4307
1	PBMID7242ED	Double Pedestal Bow Top Desk, Breakfront Style with FF on Left & BBF on Right	9098
1	PBC7220FG	Full Storage Credenza with Lat. File on Left & Storage Cabinet on Right	5526
TOTAL			\$30,993

PB-08



QUANTITY	CODE	DESCRIPTION	PRICE
1	PB1D20W24H65	Storage Cabinet with Wood Doors & Adj. Shelves	3036
1	PB13D24W30H72	Storage Cabinet with Doors & Adj. Shelves above 2 Lat. File Drawers	6167
1	PBMID7242ED	Double Pedestal Bow Top Desk, Breakfront Style with FF on Left & BBF on Right	9098
1	PBC7220DGD	Full Storage Credenza with BBF, Storage Cabinet & BBF	6480
1	PB72BW54	Hutch with Antique Brass Wire Mesh Wood Framed Doors	9497
TOTAL			\$34,278

DESKS • TECHNICAL INFORMATION

Double Pedestal Desks:

- All Double Pedestal Desks are shipped assembled.
- Kneewell locking standard and keyed alike.
- Comes with centre drawer standard.
- For optional pull out writing tray, please specify WT, list \$382.

Single Pedestal Desks:

- All Single Pedestals Desks are shipped assembled.
- Kneewell locking standard.
- For optional pull out writing tray, please specify WT, list \$191.

“D” and “P” Shaped Desks:

- All “D” and “P” Shaped Desks are shipped assembled.

“D” and “P” Shaped Connecting Desks:

- All “D” and “P” Runoff Desks are shipped knocked down.
- Veneer pattern is cross grained.
- To remove Cross Grain veneer pattern on Top, delete suffix “CG” from the Product Number Code. (Available at no upcharge)

DESKS • GUIDELINES FOR ORDERING PRODUCT

CODES: The price list uses a numbering system with meaningful alphanumeric characters to create a simple-to-understand product number. This makes specifying the product easy and accurate.

SPECIFICATION EXAMPLE OF A DESK UNIT

PRODUCT CODE:

PBMID8442ED
 PB = Philadelphia Series
 MD = Double Pedestal Bow Top Desk, with Breakfront Style
 8442 = Size: Width x Depth
 ED = Pedestal Configuration: FF on Left & BBF on Right

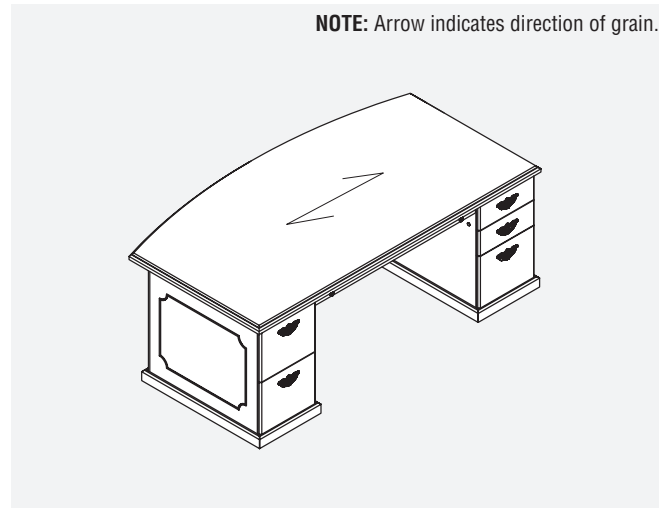
FINISH: Choose Finish

Optional Grommet Locations:

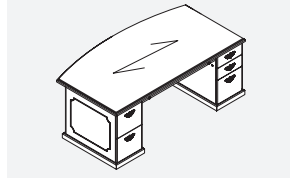
TL - Top Left
 TR - Top Right

For Grommet Location see Page A.9

NOTE: Arrow indicates direction of grain.



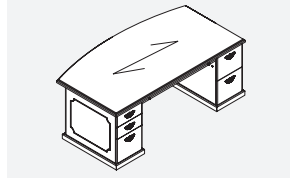
PBMID-ED • Double Pedestal Bow Top Desk, Breakfront Style with FF on Left & BBF on Right



PRODUCT CODE	PRICE	SIZE (INCHES)			WEIGHT LBS	VOL FT3
		H	W	D		
PBMID8442ED	10482	29	84	42	443	59
PBMID7842ED	9789	29	78	42	412	55
PBMID7242ED	9098	29	72	42	380	51
PBMID6636ED	8847	29	66	36	340	40

- Inset Full Height Modesty Panel

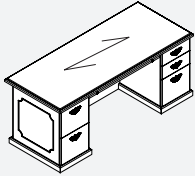
PBMID-DE • Double Pedestal Bow Top Desk, Breakfront Style with BBF on Left & FF on Right



PRODUCT CODE	PRICE	SIZE (INCHES)			WEIGHT LBS	VOL FT3
		H	W	D		
PBMID8442DE	10482	29	84	42	443	59
PBMID7842DE	9789	29	78	42	412	55
PBMID7242DE	9098	29	72	42	380	51
PBMID6636DE	8847	29	66	36	340	40

- Inset Full Height Modesty Panel

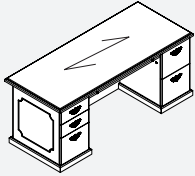
PBID-ED • Double Pedestal Desk, Breakfront Style with FF on Left & BBF on Right



PRODUCT CODE	PRICE	SIZE (INCHES)			WEIGHT LBS	VOL FT3
		H	W	D		
PBID8442ED	9035	29	84	42	442	59
PBID7842ED	8446	29	78	42	421	55
PBID7236ED	7858	29	72	36	375	44
PBID7230ED	7752	29	72	30	345	36
PBID6636ED	7752	29	66	36	360	40
PBID6630ED	7643	29	66	30	330	33
PBID6030ED	7425	29	60	30	315	30

• Inset Full Height Modesty Panel

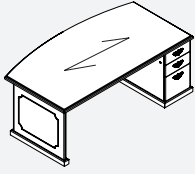
PBID-DE • Double Pedestal Desk, Breakfront Style with BBF on Left & FF on Right



PRODUCT CODE	PRICE	SIZE (INCHES)			WEIGHT LBS	VOL FT3
		H	W	D		
PBID8442DE	9035	29	84	42	442	59
PBID7842DE	8446	29	78	42	421	55
PBID7236DE	7858	29	72	36	375	44
PBID7230DE	7752	29	72	30	345	36
PBID6636DE	7752	29	66	36	360	40
PBID6630DE	7643	29	66	30	330	33
PBID6030DE	7425	29	60	30	315	30

• Inset Full Height Modesty Panel

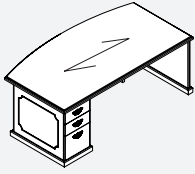
PBMISR-D • Single Pedestal Bow Top Desk, Breakfront Style with BBF on Right



PRODUCT CODE	PRICE	SIZE (INCHES)			WEIGHT LBS	VOL FT3
		H	W	D		
PBMISR8442D	7667	29	84	42	452	59
PBMISR7842D	7119	29	78	42	337	55
PBMISR7242D	6575	29	72	42	322	51
PBMISR6636D	6321	29	66	36	290	40

• Inset Full Height Modesty Panel

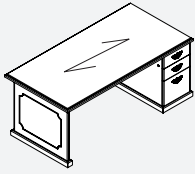
PBMISL-D • Single Pedestal Bow Top Desk, Breakfront Style with BBF on Left



PRODUCT CODE	PRICE	SIZE (INCHES)			WEIGHT LBS	VOL FT3
		H	W	D		
PBMISL8442D	7667	29	84	42	452	59
PBMISL7842D	7119	29	78	42	337	55
PBMISL7242D	6575	29	72	42	322	51
PBMISL6636D	6321	29	66	36	290	40

• Inset Full Height Modesty Panel

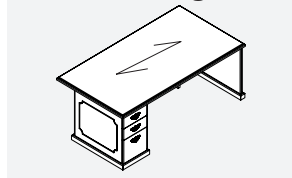
PBISR-D • Single Pedestal Desk, Breakfront Style with BBF on Right



PRODUCT CODE	PRICE	SIZE (INCHES)			WEIGHT LBS	VOL FT3
		H	W	D		
PBISR8442D	7322	29	84	42	387	59
PBISR7842D	6796	29	78	42	366	55
PBISR7236D	5378	29	72	36	320	44
PBISR7230D	5139	29	72	30	290	36
PBISR6636D	5139	29	66	36	305	40
PBISR6630D	4903	29	66	30	275	33
PBISR6030D	4686	29	60	30	260	30

• Inset Full Height Modesty Panel

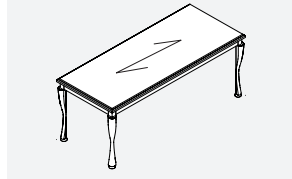
PBISL-D • Single Pedestal Desk, Breakfront Style with BBF on Left



PRODUCT CODE	PRICE	SIZE (INCHES)			WEIGHT LBS	VOL FT3
		H	W	D		
PBISL8442D	7322	29	84	42	387	59
PBISL7842D	6796	29	78	42	366	55
PBISL7236D	5378	29	72	36	320	44
PBISL7230D	5139	29	72	30	290	36
PBISL6636D	5139	29	66	36	305	40
PBISL6630D	4903	29	66	30	275	33
PBISL6030D	4686	29	60	30	260	30

• Inset Full Height Modesty Panel

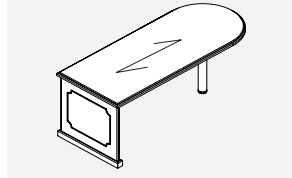
PBQATB • Table Desk Queen Anne Style



PRODUCT CODE	PRICE	SIZE (INCHES)			WEIGHT LBS	VOL FT3
		H	W	D		
PBQATB8442	8515	29	84	42	272	59
PBQATB7842	7981	29	78	42	253	55
PBQATB7236	6463	29	72	36	205	44
PBQATB7230	5822	29	72	30	192	36
PBQATB6636	5822	29	66	36	192	40
PBQATB6630	5122	29	66	30	188	33
PBQATB6030	4567	29	60	30	171	30

• Inset Full Height Modesty Panel

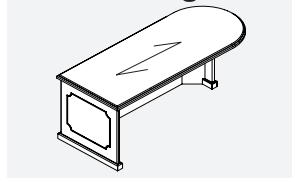
PBDD • Connecting “D” Shaped Table Desk



PRODUCT CODE	PRICE	SIZE (INCHES)			WEIGHT LBS	VOL FT3
		H	W	D		
PBDD8436	4782	29	84	36	343	51
PBDD7236	4095	29	72	36	294	44
PBDD7230	3805	29	72	30	264	36
PBDD6636	3805	29	66	36	245	40
PBDD6030	3655	29	60	30	225	30

• Wood Column Support and Full End Panel

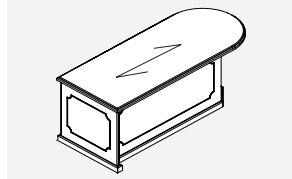
PBDDFR • Right “D” Shaped Table Desk



PRODUCT CODE	PRICE	SIZE (INCHES)			WEIGHT LBS	VOL FT3
		H	W	D		
PBDDFR8436	5871	29	84	36	367	51
PBDDFR7236	5034	29	72	36	320	44
PBDDFR7230	4747	29	72	30	290	36
PBDDFR6636	4747	29	66	36	271	40
PBDDFR6030	4596	29	60	30	247	30

• With 45°Angled Modesty and End Panel

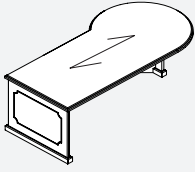
PBDDFL • Left “D” Shaped Table Desk



PRODUCT CODE	PRICE	SIZE (INCHES)			WEIGHT LBS	VOL FT3
		H	W	D		
PBDDFL8436	5871	29	84	36	367	51
PBDDFL7236	5034	29	72	36	320	44
PBDDFL7230	4747	29	72	30	290	36
PBDDFL6636	4747	29	66	36	271	40
PBDDFL6030	4596	29	60	30	247	30

• With 45°Angled Modesty and End Panel

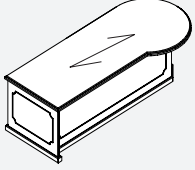
PBTPOR • Right Connecting “P” Shaped Table Desk



PRODUCT CODE	PRICE	SIZE (INCHES)			WEIGHT LBS	VOL FT ³
		H	W	D		
PBTPOR9642	7044	29	96	42	317	68
PBTPOR8442	6161	29	84	42	277	59
PBTPOR7242	5704	29	72	42	211	51

- With 45°Angled Modesty and End Panel

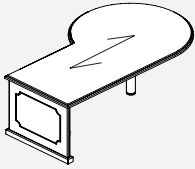
PBTPOL • Left Connecting “P” Shaped Table Desk



PRODUCT CODE	PRICE	SIZE (INCHES)			WEIGHT LBS	VOL FT ³
		H	W	D		
PBTPOL9642	7044	29	96	42	317	68
PBTPOL8442	6161	29	84	42	277	59
PBTPOL7242	5704	29	72	42	211	51

- With 45°Angled Modesty and End Panel

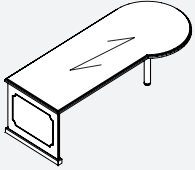
PBTPR • Right Connecting “P” Shaped Table Desk



PRODUCT CODE	PRICE	SIZE (INCHES)			WEIGHT LBS	VOL FT ³
		H	W	D		
PBTPR9642	5970	29	96	42	440	68
PBTPR8442	5223	29	84	42	385	59
PBTPR7242	4762	29	72	42	319	51

- Wood Column Support and Full End Panel

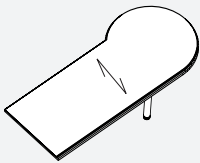
PBTPL • Left Connecting “P” Shaped Table Desk



PRODUCT CODE	PRICE	SIZE (INCHES)			WEIGHT LBS	VOL FT ³
		H	W	D		
PBTPL9642	5970	29	96	42	440	68
PBTPL8442	5223	29	84	42	385	59
PBTPL7242	4762	29	72	42	319	51

- Wood Column Support and Full End Panel

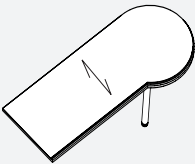
PBRPR • Right Connecting “P” Shaped Table Desk



PRODUCT CODE	PRICE	SIZE (INCHES)			WEIGHT LBS	VOL FT ³
		H	W	D		
PBRPR9642CG	5660	29	96	42	239	68
PBRPR8442CG	4954	29	84	42	209	59
PBRPR7242CG	4243	29	72	42	143	51

- Wood Column Support

PBRPL • Left Connecting “P” Shaped Table Desk



PRODUCT CODE	PRICE	SIZE (INCHES)			WEIGHT LBS	VOL FT ³
		H	W	D		
PBRPL9642CG	5660	29	96	42	239	68
PBRPL8442CG	4954	29	84	42	209	59
PBRPL7242CG	4243	29	72	42	143	51

- Wood Column Support

RETURNS • TECHNICAL INFORMATION

- All Returns are shipped assembled.
- Kneewell locking standard.
- All Returns have Cross Grain veneer pattern.
- To remove Cross Grain veneer pattern on Top, delete suffix “CG” from the product Code. (Available at no upcharge)

RETURNS • GUIDELINES FOR ORDERING PRODUCT

CODES: The price list uses a numbering system with meaningful alphanumeric characters to create a simple-to-understand product number. This makes specifying the product easy and accurate.

SPECIFICATION EXAMPLE OF A RETURN

PRODUCT CODE:

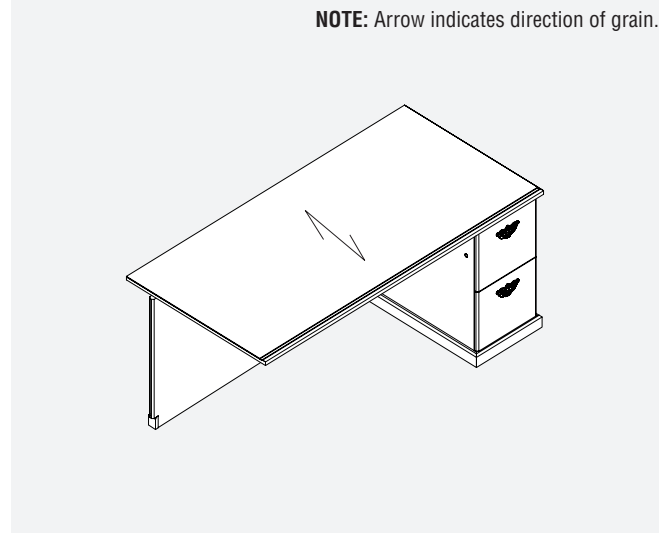
PBERR7224ECG
 PB = Philadelphia Series
 ERR = Executive Return Right
 7224 = Size: Width x Depth
 E = Pedestal Configuration: FF Pedestal
 CG = Cross Grain

FINISH: Choose Finish

Optional Grommet Locations:

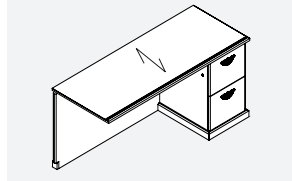
TL - Top Left
 TR - Top Right
 TC - Top Centre

For Grommet Location see Page A.9



NOTE: Arrow indicates direction of grain.

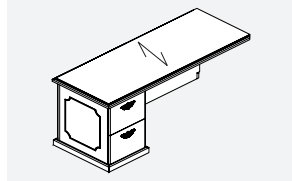
PBERR-E • Executive Return Right with FF Pedestal on Right



PRODUCT CODE	PRICE	SIZE (INCHES)			WEIGHT LBS	VOL FT3
		H	W	D		
PBERR7224ECG	4835	29	72	24	250	29
PBERR6624ECG	4659	29	66	24	236	27
PBERR6024ECG	4237	29	60	24	227	24
PBERR5424ECG	4082	29	54	24	205	22
PBERR4824ECG	3628	29	48	24	185	19
PBERR4224ECG	3491	29	42	24	178	17

- Full Height Flush Back Panel

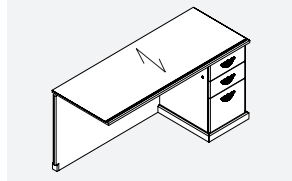
PBERL-E • Executive Return Left with FF Pedestal on Left



PRODUCT CODE	PRICE	SIZE (INCHES)			WEIGHT LBS	VOL FT3
		H	W	D		
PBERL7224ECG	4835	29	72	24	250	29
PBERL6624ECG	4659	29	66	24	236	27
PBERL6024ECG	4237	29	60	24	227	24
PBERL5424ECG	4082	29	54	24	205	22
PBERL4824ECG	3628	29	48	24	185	19
PBERL4224ECG	3491	29	42	24	178	17

- Full Height Flush Back Panel

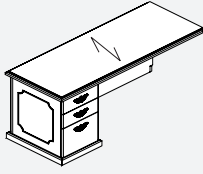
PBERR-D • Executive Return Right with BBF Pedestal on Right



PRODUCT CODE	PRICE	SIZE (INCHES)			WEIGHT LBS	VOL FT3
		H	W	D		
PBERR7224DCG	4835	29	72	24	250	29
PBERR6624DCG	4659	29	66	24	236	27
PBERR6024DCG	4237	29	60	24	227	24
PBERR5424DCG	4082	29	54	24	205	22
PBERR4824DCG	3628	29	48	24	185	19
PBERR4224DCG	3491	29	42	24	178	17

- Full Height Flush Back Panel

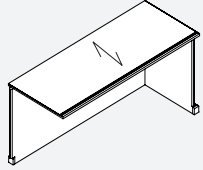
PBERL-D • Executive Return Left with BBF Pedestal on Left



PRODUCT CODE	PRICE	SIZE (INCHES)			WEIGHT LBS	VOL FT ³
		H	W	D		
PBERL7224DCG	4835	29	72	24	250	29
PBERL6624DCG	4659	29	66	24	236	27
PBERL6024DCG	4237	29	60	24	227	24
PBERL5424DCG	4082	29	54	24	205	22
PBERL4824DCG	3628	29	48	24	185	19
PBERL4224DCG	3491	29	42	24	178	17

• Full Height Flush Back Panel

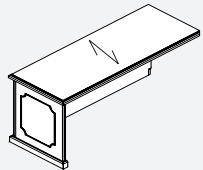
PBERR-24 • Executive Return Right, 24" deep



PRODUCT CODE	PRICE	SIZE (INCHES)			WEIGHT LBS	VOL FT ³
		H	W	D		
PBERR7224CG	2710	29	72	24	135	29
PBERR6624CG	2486	29	66	24	127	27
PBERR6024CG	2261	29	60	24	120	24
PBERR5424CG	2028	29	54	24	112	22
PBERR4824CG	1808	29	48	24	105	19
PBERR4224CG	1579	29	42	24	97	17

• Full Height Flush Back Panel

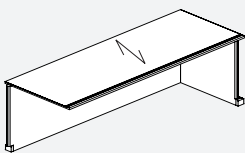
PBERL-24 • Executive Return Left, 24" deep



PRODUCT CODE	PRICE	SIZE (INCHES)			WEIGHT LBS	VOL FT ³
		H	W	D		
PBERL7224CG	2710	29	72	24	135	29
PBERL6624CG	2486	29	66	24	127	27
PBERL6024CG	2261	29	60	24	120	24
PBERL5424CG	2028	29	54	24	112	22
PBERL4824CG	1808	29	48	24	105	19
PBERL4224CG	1579	29	42	24	97	17

• Full Height Flush Back Panel

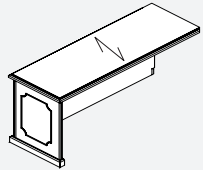
PBERR-22 • Executive Return Right, 22" deep



PRODUCT CODE	PRICE	SIZE (INCHES)			WEIGHT LBS	VOL FT ³
		H	W	D		
PBERR7222CG	2582	29	72	22	130	27
PBERR6622CG	2366	29	66	22	122	24
PBERR6022CG	2154	29	60	22	115	22
PBERR5422CG	1935	29	54	22	105	20
PBERR4822CG	1724	29	48	22	100	18
PBERR4222CG	1505	29	42	22	90	16

• Full Height Flush Back Panel

PBERL-22 • Executive Return Left, 22" deep



PRODUCT CODE	PRICE	SIZE (INCHES)			WEIGHT LBS	VOL FT ³
		H	W	D		
PBERL7222CG	2582	29	72	22	130	27
PBERL6622CG	2366	29	66	22	122	24
PBERL6022CG	2154	29	60	22	115	22
PBERL5422CG	1935	29	54	22	105	20
PBERL4822CG	1724	29	48	22	100	18
PBERL4222CG	1505	29	42	22	90	16

• Full Height Flush Back Panel

PIANO DESKS • TECHNICAL INFORMATION

- All Desks are shipped assembled.
- Units include installed horizontal wire management.
- Unit is handed by Post Leg.
- Not for use with Regular Corner Units.
- For Cross Grain veneer pattern on Top, add “CG” to code.
- If Grommet colour is not specified Black Grommet is standard.

PIANO DESKS • GUIDELINES FOR ORDERING PRODUCT

CODES: The price list uses a numbering system with meaningful alphanumeric characters to create a simple-to-understand product number. This makes specifying the product easy and accurate.

SPECIFICATION EXAMPLE OF A PIANO DESK UNIT

PRODUCT CODE:

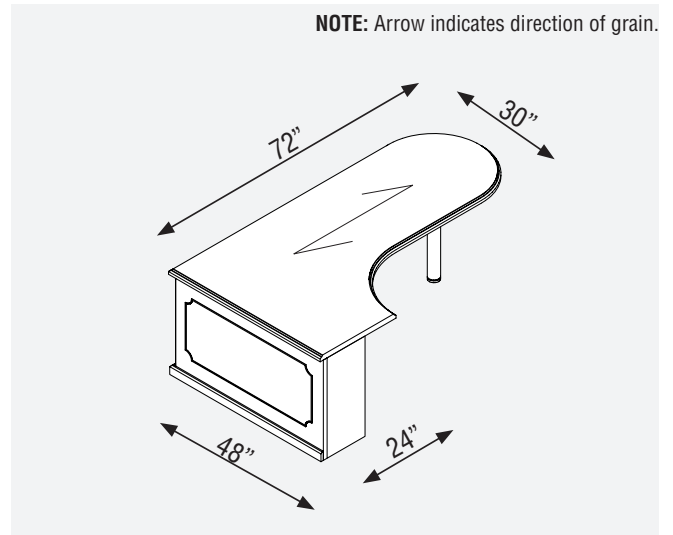
PBTDPR72304824
 PB = Philadelphia Series
 TDP = Piano “D” Shaped Table Desk
 R = Right Configuration
 7230 = Size of Worksurface: Width x Depth
 4824 = Size of End x Depth of Return Connection

FINISH: Choose Finish

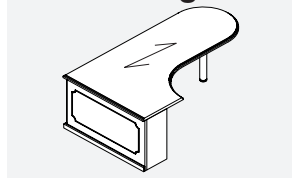
Optional Grommet Locations:

TE - Top End

For Grommet Location see Page A.9



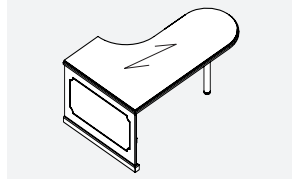
PBTDPR • Right “D” Shaped Piano Table Desk



PRODUCT CODE	PRICE	SIZE (INCHES)			WEIGHT LBS	VOL FT3
		H	W	D		
PBTDPR96304824	6208	29	96	48	464	77
PBTDPR84304824	5524	29	84	48	406	68
PBTDPR72304824	4836	29	72	48	348	58

- Wood Column Support and Full End Panel, 30” Deep Work Surface Extension and 24” Return Connection

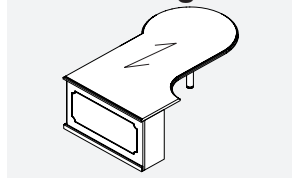
PBTDPL • Left “D” Shaped Piano Table Desk



PRODUCT CODE	PRICE	SIZE (INCHES)			WEIGHT LBS	VOL FT3
		H	W	D		
PBTDPL96304824	6208	29	96	48	464	77
PBTDPL84304824	5524	29	84	48	406	68
PBTDPL72304824	4836	29	72	48	348	58

- Wood Column Support and Full End Panel, 30” Deep Work Surface Extension and 24” Return Connection

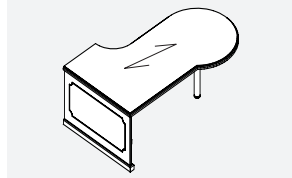
PBTPPR • Right “P” Shaped Piano Table Desk



PRODUCT CODE	PRICE	SIZE (INCHES)			WEIGHT LBS	VOL FT3
		H	W	D		
PBTPPR96424824	7084	29	96	54	580	97
PBTPPR84424824	6334	29	84	54	508	85
PBTPPR72424824	5872	29	72	54	435	73

- Wood Column Support and Full End Panel, with 42”/30” Work Surface and 24” Return Connection

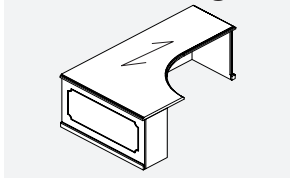
PBTPPL • Left “P” Shaped Piano Table Desk



PRODUCT CODE	PRICE	SIZE (INCHES)			WEIGHT LBS	VOL FT3
		H	W	D		
PBTPPL96424824	7084	29	96	54	580	97
PBTPPL84424824	6334	29	84	54	508	85
PBTPPL72424824	5872	29	72	54	435	73

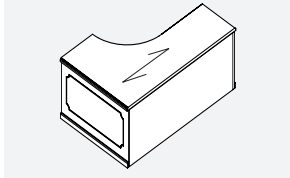
- Wood Column Support and Full End Panel, with 42”/30” Work Surface and 24” Return Connection

PBEKR-ML • Right Extended Corner Table Desk with a 24" Return Connection



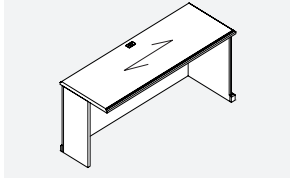
PRODUCT CODE	PRICE	SIZE (INCHES)			WEIGHT LBS	VOL FT3
		H	W	D		
PBEKR489624ML	6745	29	96	48	387	77
PBEKR489024ML	6370	29	90	48	363	73
PBEKR488424ML	6294	29	84	48	338	68
PBEKR487824ML	6262	29	78	48	314	63
PBEKR487224ML	5951	29	72	48	290	58
PBEKR486624ML	5548	29	66	48	266	52
PBEKR486024ML	5143	29	60	48	242	48

PBEKL-MR • Left Extended Corner Table Desk with a 24" Return Connection



PRODUCT CODE	PRICE	SIZE (INCHES)			WEIGHT LBS	VOL FT3
		H	W	D		
PBEKL964824MR	6745	29	96	48	387	77
PBEKL904824MR	6370	29	90	48	363	73
PBEKL844824MR	6294	29	84	48	338	68
PBEKL784824MR	6262	29	78	48	314	63
PBEKL724824MR	5951	29	72	48	290	58
PBEKL664824MR	5548	29	66	48	266	52
PBEKL604824MR	5143	29	60	48	242	48

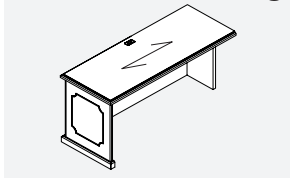
PBVER • Right Linking Return



PRODUCT CODE	PRICE	SIZE (INCHES)			WEIGHT LBS	VOL FT3
		H	W	D		
PBVER9624CG	4098	29	96	24	200	39
PBVER9024CG	3843	29	90	24	187	36
PBVER8424CG	3587	29	84	24	174	34
PBVER7824CG	3329	29	78	24	162	31
PBVER7224CG	3075	29	72	24	149	29
PBVER6624CG	2885	29	66	24	141	27
PBVER6024CG	2697	29	60	24	132	24
PBVER5424CG	2545	29	54	24	121	22
PBVER4824CG	2390	29	48	24	115	19
PBVER4224CG	2013	29	42	24	99	17
PBVER3624CG	1944	29	36	24	83	15
PBVER3024CG	1929	29	30	24	77	12
PBVER2424CG	1601	29	24	24	61	10

• Used in Conjunction with Extended Piano Corner Units or Piano Shaped Desks

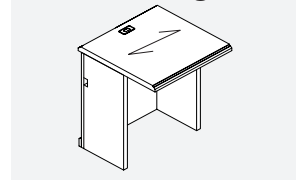
PBVEL • Left Linking Return



PRODUCT CODE	PRICE	SIZE (INCHES)			WEIGHT LBS	VOL FT3
		H	W	D		
PBVEL9624CG	4098	29	96	24	200	39
PBVEL9024CG	3843	29	90	24	187	36
PBVEL8424CG	3587	29	84	24	174	34
PBVEL7824CG	3329	29	78	24	162	31
PBVEL7224CG	3075	29	72	24	149	29
PBVEL6624CG	2885	29	66	24	141	27
PBVEL6024CG	2697	29	60	24	132	24
PBVEL5424CG	2545	29	54	24	121	22
PBVEL4824CG	2390	29	48	24	115	19
PBVEL4224CG	2013	29	42	24	99	17
PBVEL3624CG	1944	29	36	24	83	15
PBVEL3024CG	1929	29	30	24	77	12
PBVEL2424CG	1601	29	24	24	61	10

• Used in Conjunction with Extended Piano Corner Units or Piano Shaped Desks

PBBTN • Bridge for Extended Piano Corner Units or Piano Shaped Desks



PRODUCT CODE	PRICE	SIZE (INCHES)			WEIGHT LBS	VOL FT3
		H	W	D		
PBBTN4824CG	2320	29	48	24	110	19
PBBTN4224CG	1944	29	42	24	94	17
PBBTN3624CG	1872	29	36	24	79	15
PBBTN3024CG	1833	29	30	24	72	12
PBBTN2424CG	1540	29	24	24	56	10
PBBTN1824CG	1156	29	18	24	43	8
PBBTN1224CG	768	29	12	24	29	5

CREDENZAS • TECHNICAL INFORMATION

- All Credenzas are shipped assembled.
- All Storage Cabinets include one adjustable shelf per set of doors.
- “F” and “G” depict 36” and “M” and “N” depict 30”.
- “F” and “N” indicate lateral file drawers and “G” and “M” indicate storage cabinets with doors.
- Credenza Shells accept Modular Storage. Use Modular Storage for top support allowing no more than 72” unsupported.
- Credenza Shells with a width of 96” and more will have a 12” middle support gable.
- For PBCF7220 and PBCF6020, standard face locking for cabinet and lateral file.

CREDENZAS • GUIDELINES FOR ORDERING PRODUCT

CODES: The price list uses a numbering system with meaningful alphanumeric characters to create a simple-to-understand product number. This makes specifying the product easy and accurate.

SPECIFICATION EXAMPLE OF A CREDENZA UNIT

PRODUCT CODE:

PBC7220FG
 PB = Philadelphia Series
 C = Full Storage Credenza
 7220 = Size: Width x Depth

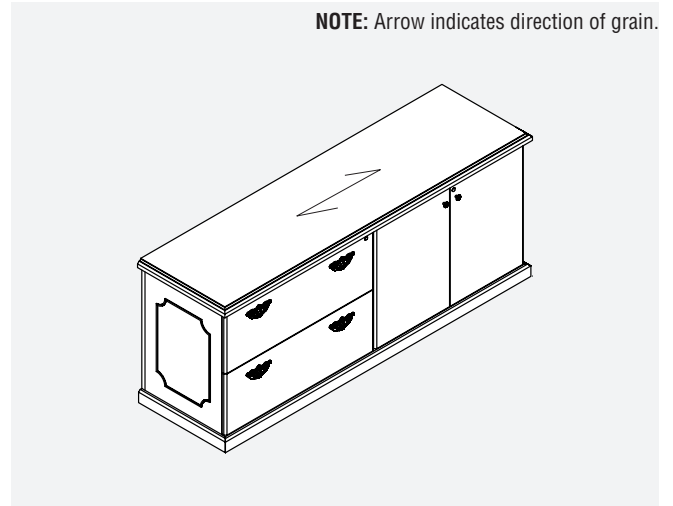
F = 36” Lateral File Drawer
 G = 36” Storage Cabinet w/doors

FINISH: Choose Finish

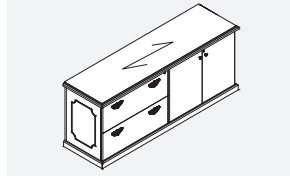
Optional Grommet Locations:

- TL - Top Left
- TR - Top Right
- TC - Top Centre
- BL - Back Left
- BR - Back Right
- BC - Back Centre

For Grommet Location see Page A.9

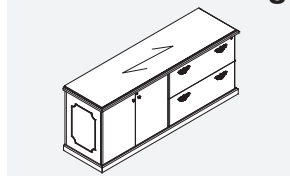


PBC-XX • Full Storage Credenza with Lat. File on Left & Storage Cabinet on Right



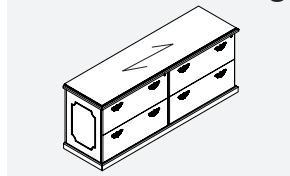
PRODUCT CODE	PRICE	SIZE (INCHES)			WEIGHT LBS	VOL FT3
		H	W	D		
PBC7220FG	5526	29	72	20	272	24
PBC6020NM	4602	29	60	20	220	20

PBC-XX • Full Storage Credenza with Storage Cabinet on Left & Lat. File on Right



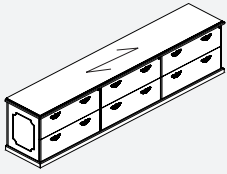
PRODUCT CODE	PRICE	SIZE (INCHES)			WEIGHT LBS	VOL FT3
		H	W	D		
PBC7220GF	5526	29	72	20	272	24
PBC6020MN	4602	29	60	20	220	20

PBC-XX • Full Storage Credenza with 2 Sets of 36” or 30” Lat. Files



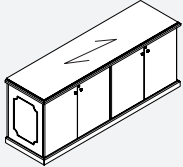
PRODUCT CODE	PRICE	SIZE (INCHES)			WEIGHT LBS	VOL FT3
		H	W	D		
PBC7220FF	7069	29	72	20	287	24
PBC6020NN	6185	29	60	20	205	20

PBC-xxx • Full Storage Credenza with 3 Sets of 36" or 30" Lat. Files



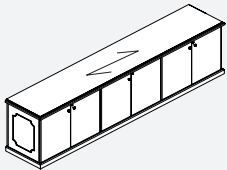
PRODUCT CODE	PRICE	SIZE (INCHES)			WEIGHT LBS	VOL FT ³
		H	W	D		
PBC10820FFF	11868	29	108	20	412	36
PBC9020NNN	9892	29	90	20	337	30

PBC-xx • Full Storage Credenza with 2 Sets of Storage Cabinets



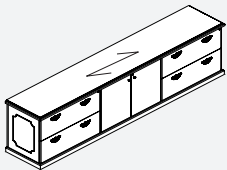
PRODUCT CODE	PRICE	SIZE (INCHES)			WEIGHT LBS	VOL FT ³
		H	W	D		
PBC7220GG	5246	29	72	20	253	24
PBC6020MM	4587	29	60	20	209	20

PBC-xxx • Full Storage Credenza with 3 Sets of Storage Cabinets



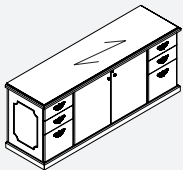
PRODUCT CODE	PRICE	SIZE (INCHES)			WEIGHT LBS	VOL FT ³
		H	W	D		
PBC10820GGG	9459	29	108	20	278	36
PBC9020MMM	7885	29	90	20	228	30

PBC-xxx • Full Storage Credenza with Lat. File, Storage Cabinet & Lat. File



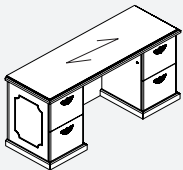
PRODUCT CODE	PRICE	SIZE (INCHES)			WEIGHT LBS	VOL FT ³
		H	W	D		
PBC10824FGF	13307	29	108	24	479	44
PBC9024NMN	11087	29	90	24	399	36
PBC10820FGF	11066	29	108	20	388	36
PBC9020NMN	9219	29	90	20	321	30

PBC-XXX • Full Storage Credenza with BBF, Storage Cabinet & BBF



PRODUCT CODE	PRICE	SIZE (INCHES)			WEIGHT LBS	VOL FT ³
		H	W	D		
PBC7224DGD	7436	29	72	24	319	29
PBC6024DGD	6817	29	60	24	266	24
PBC7220DGD	6479	29	72	20	298	24
PBC6020DGD	5671	29	60	20	246	20

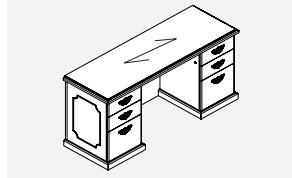
PBCK-EE • Double Pedestal Credenza with FF on Left and FF on Right



PRODUCT CODE	PRICE	SIZE (INCHES)			WEIGHT LBS	VOL FT ³
		H	W	D		
PBCK8424EE	7772	29	84	24	348	34
PBCK7824EE	7219	29	78	24	319	31
PBCK7224EE	6667	29	72	24	280	29
PBCK6624EE	6564	29	66	24	261	27
PBCK6024EE	6109	29	60	24	238	24
PBCK8420EE	6775	29	84	20	307	28
PBCK7820EE	6291	29	78	20	285	26
PBCK7220EE	5807	29	72	20	267	24
PBCK6620EE	5320	29	66	20	244	22
PBCK6020EE	4839	29	60	20	220	20

- Full Height Back Panel
- Knee Space

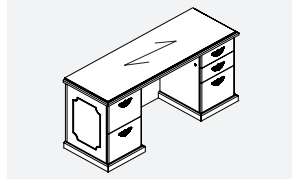
PBCK-DD • Double Pedestal Credenza with BBF on Left & BBF on Right



PRODUCT CODE	PRICE	SIZE (INCHES)			WEIGHT LBS	VOL FT3
		H	W	D		
PBCK8424DD	7772	29	84	24	348	34
PBCK7824DD	7219	29	78	24	319	31
PBCK7224DD	6667	29	72	24	280	29
PBCK6624DD	6564	29	66	24	261	27
PBCK6024DD	6109	29	60	24	238	24
PBCK8420DD	6775	29	84	20	307	28
PBCK7820DD	6291	29	78	20	285	26
PBCK7220DD	5807	29	72	20	267	24
PBCK6620DD	5320	29	66	20	244	22
PBCK6020DD	4839	29	60	20	220	20

- Full Height Back Panel
- Knee Space

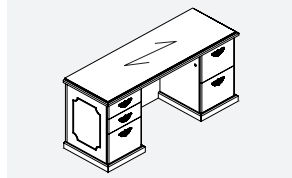
PBCK-ED • Double Pedestal Credenza with FF on Left & BBF on Right



PRODUCT CODE	PRICE	SIZE (INCHES)			WEIGHT LBS	VOL FT3
		H	W	D		
PBCK8424ED	7772	29	84	24	348	34
PBCK7824ED	7219	29	78	24	319	31
PBCK7224ED	6667	29	72	24	280	29
PBCK6624ED	6564	29	66	24	261	27
PBCK6024ED	6109	29	60	24	238	24
PBCK8420ED	6775	29	84	20	307	28
PBCK7820ED	6291	29	78	20	285	26
PBCK7220ED	5807	29	72	20	267	24
PBCK6620ED	5320	29	66	20	244	22
PBCK6020ED	4839	29	60	20	220	20

- Full Height Back Panel
- Knee Space

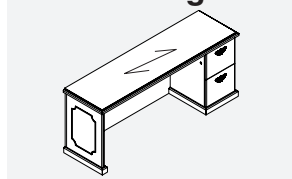
PBCK-DE • Double Pedestal Credenza with BBF on Left & FF on Right



PRODUCT CODE	PRICE	SIZE (INCHES)			WEIGHT LBS	VOL FT3
		H	W	D		
PBCK8424DE	7772	29	84	24	348	34
PBCK7824DE	7219	29	78	24	319	31
PBCK7224DE	6667	29	72	24	280	29
PBCK6624DE	6564	29	66	24	261	27
PBCK6024DE	6109	29	60	24	238	24
PBCK8420DE	6775	29	84	20	307	28
PBCK7820DE	6291	29	78	20	285	26
PBCK7220DE	5807	29	72	20	267	24
PBCK6620DE	5320	29	66	20	244	22
PBCK6020DE	4839	29	60	20	220	20

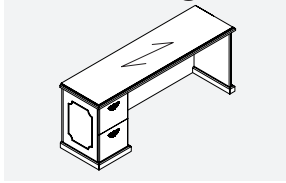
- Full Height Back Panel
- Knee Space

PBCR-E • Single Pedestal Credenza with FF on Right



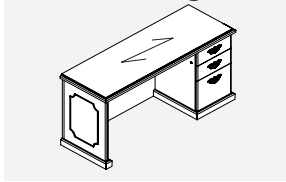
PRODUCT CODE	PRICE	SIZE (INCHES)			WEIGHT LBS	VOL FT3
		H	W	D		
PBCR8424E	5875	29	84	24	315	34
PBCR7824E	5459	29	78	24	292	31
PBCR7224E	5035	29	72	24	270	29
PBCR6624E	4849	29	66	24	247	27
PBCR6024E	4408	29	60	24	225	24
PBCR8420E	5121	29	84	20	273	28
PBCR7820E	4755	29	78	20	252	26
PBCR7220E	4389	29	72	20	237	24
PBCR6620E	4225	29	66	20	216	22
PBCR6020E	3843	29	60	20	195	20

PBCL-E • Single Pedestal Credenza with FF on Left



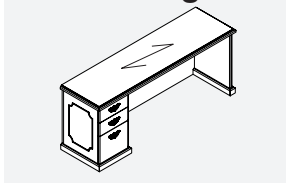
PRODUCT CODE	PRICE	SIZE (INCHES)			WEIGHT LBS	VOL FT3
		H	W	D		
PBCL8424E	5875	29	84	24	315	34
PBCL7824E	5459	29	78	24	292	31
PBCL7224E	5035	29	72	24	270	29
PBCL6624E	4849	29	66	24	247	27
PBCL6024E	4408	29	60	24	225	24
PBCL8420E	5121	29	84	20	273	28
PBCL7820E	4755	29	78	20	252	26
PBCL7220E	4389	29	72	20	237	24
PBCL6620E	4225	29	66	20	216	22
PBCL6020E	3843	29	60	20	195	20

PBCR-D • Single Pedestal Credenza with BBF on Right



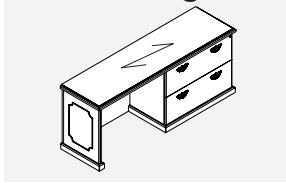
PRODUCT CODE	PRICE	SIZE (INCHES)			WEIGHT LBS	VOL FT3
		H	W	D		
PBCR8424D	5875	29	84	24	315	34
PBCR7824D	5459	29	78	24	292	31
PBCR7224D	5035	29	72	24	270	29
PBCR6624D	4849	29	66	24	247	27
PBCR6024D	4408	29	60	24	225	24
PBCR8420D	5121	29	84	20	273	28
PBCR7820D	4755	29	78	20	252	26
PBCR7220D	4389	29	72	20	237	24
PBCR6620D	4225	29	66	20	216	22
PBCR6020D	3843	29	60	20	195	20

PBCL-D • Single Pedestal Credenza with BBF on Left



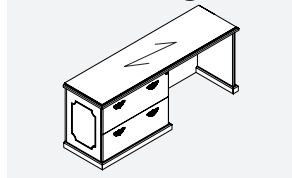
PRODUCT CODE	PRICE	SIZE (INCHES)			WEIGHT LBS	VOL FT3
		H	W	D		
PBCL8424D	5875	29	84	24	315	34
PBCL7824D	5459	29	78	24	292	31
PBCL7224D	5035	29	72	24	270	29
PBCL6624D	4849	29	66	24	247	27
PBCL6024D	4408	29	60	24	225	24
PBCL8420D	5121	29	84	20	273	28
PBCL7820D	4755	29	78	20	252	26
PBCL7220D	4389	29	72	20	237	24
PBCL6620D	4225	29	66	20	216	22
PBCL6020D	3843	29	60	20	195	20

PBCR-F • Single Pedestal Credenza with 36" Lat. File on Right



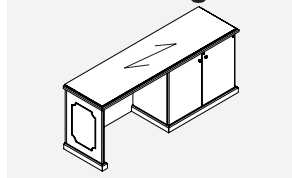
PRODUCT CODE	PRICE	SIZE (INCHES)			WEIGHT LBS	VOL FT3
		H	W	D		
PBCR8424F	6831	29	84	24	305	34
PBCR7824F	6338	29	78	24	285	31
PBCR7224F	5856	29	72	24	261	29
PBCR6624F	5683	29	66	24	239	27
PBCR6024F	5116	29	60	24	218	24
PBCR8420F	5952	29	84	20	253	28
PBCR7820F	5525	29	78	20	233	26
PBCR7220F	5099	29	72	20	218	24
PBCR6620F	4912	29	66	20	197	22
PBCR6020F	4458	29	60	20	176	20

PBCL-F • Single Pedestal Credenza with 36" Lat. File on Left



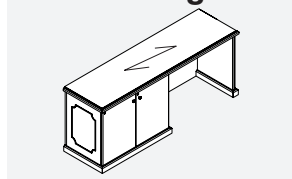
PRODUCT CODE	PRICE	SIZE (INCHES)			WEIGHT LBS	VOL FT3
		H	W	D		
PBCL8424F	6831	29	84	24	305	34
PBCL7824F	6338	29	78	24	285	31
PBCL7224F	5856	29	72	24	261	29
PBCL6624F	5683	29	66	24	239	27
PBCL6024F	5116	29	60	24	218	24
PBCL8420F	5952	29	84	20	253	28
PBCL7820F	5525	29	78	20	233	26
PBCL7220F	5099	29	72	20	218	24
PBCL6620F	4912	29	66	20	197	22
PBCL6020F	4458	29	60	20	176	20

PBCR-G • Single Pedestal Credenza with Storage Cabinet on Right



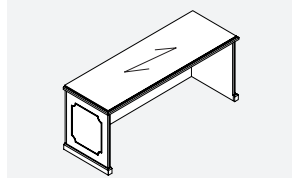
PRODUCT CODE	PRICE	SIZE (INCHES)			WEIGHT LBS	VOL FT3
		H	W	D		
PBCR8424G	6135	29	84	24	338	34
PBCR7824G	5695	29	78	24	314	31
PBCR7224G	5272	29	72	24	290	29
PBCR6624G	5059	29	66	24	266	27
PBCR6024G	4600	29	60	24	242	24
PBCR8420G	5345	29	84	20	290	28
PBCR7820G	4962	29	78	20	272	26
PBCR7220G	4583	29	72	20	252	24
PBCR6620G	4403	29	66	20	230	22
PBCR6020G	4010	29	60	20	208	20

PBCL-G • Single Pedestal Credenza with Storage Cabinet on Left



PRODUCT CODE	PRICE	SIZE (INCHES)			WEIGHT LBS	VOL FT3
		H	W	D		
PBCL8424G	6135	29	84	24	338	34
PBCL7824G	5695	29	78	24	314	31
PBCL7224G	5272	29	72	24	290	29
PBCL6624G	5059	29	66	24	266	27
PBCL6024G	4600	29	60	24	242	24
PBCL8420G	5345	29	84	20	290	28
PBCL7820G	4962	29	78	20	272	26
PBCL7220G	4583	29	72	20	252	24
PBCL6620G	4403	29	66	20	230	22
PBCL6020G	4010	29	60	20	208	20

PBC • Credenza Shell with Full Back Panel



PRODUCT CODE	PRICE	SIZE (INCHES)			WEIGHT LBS	VOL FT3
		H	W	D		
PBC12024	5234	29	120	24	387	48
PBC11424	4974	29	114	24	367	46
PBC10824	4711	29	108	24	348	44
PBC10224	4444	29	102	24	329	41
PBC9624	4184	29	96	24	309	39
PBC9024	3923	29	90	24	290	36
PBC8424	3664	29	84	24	271	34
PBC7824	3399	29	78	24	251	31
PBC7224	3139	29	72	24	232	29
PBC6624	3027	29	66	24	213	27
PBC6024	2748	29	60	24	193	24
PBC5424	2600	29	54	24	174	22
PBC4824	2457	29	48	24	155	19
PBC4224	2082	29	42	24	135	17

CORNERS AND COMPONENTS • TECHNICAL INFORMATION

Corners

- All units are shipped assembled.
- Unit includes grommets shown and installed horizontal wire management.
- Corner Units and Extended Corner Units must be used exclusively with Linking Bridges and Linking Returns

Linking Bridge

- Handed by recessed end panel.

Extended Corner Table

- No molding on back side.
- Grommets are not included and must be specified.

Linking Return

- Unit includes grommets shown and installed horizontal wire management.
- Handed by full end panel.

Table

- Unit includes grommets shown and installed horizontal wire management.

CORNERS AND COMPONENTS • GUIDELINES FOR ORDERING PRODUCT

CODES: The price list uses a numbering system with meaningful alphanumeric characters to create a simple-to-understand product number. This makes specifying the product easy and accurate.

SPECIFICATION EXAMPLE OF A CORNER UNIT

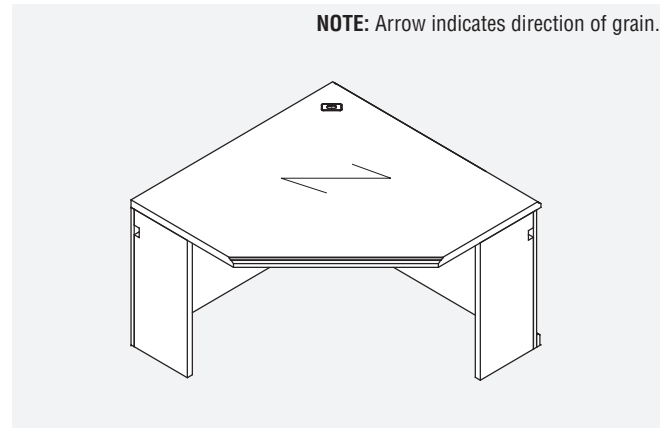
PRODUCT CODE:

PBE484824MR
 PB = Philadelphia Series
 E = Corner Table with Straight Front
 4848 = Size: Width x Depth
 24 = Linking Bridge Depth Size
 MR = Molding on 1 side (Right)

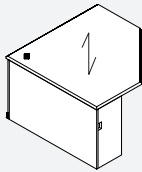
FINISH: Choose Finish

For Grommet Location see Page A.9

NOTE: Arrow indicates direction of grain.



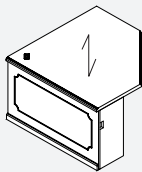
PBE-MR • Right Corner Table



PRODUCT CODE	PRICE	SIZE (INCHES)			WEIGHT LBS	VOL FT ³
		H	W	D		
PBE484824MR	3658	29	48	48	196	39
PBE424224MR	2812	29	42	42	150	30
PBE363624MR	2672	29	36	36	130	22

- With 2 Recessed End Panels

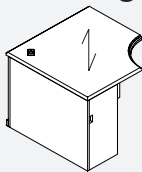
PBE-ML • Left Corner Table



PRODUCT CODE	PRICE	SIZE (INCHES)			WEIGHT LBS	VOL FT ³
		H	W	D		
PBE484824ML	3658	29	48	48	196	39
PBE424224ML	2812	29	42	42	150	30
PBE363624ML	2672	29	36	36	130	22

- With 2 Recessed End Panels

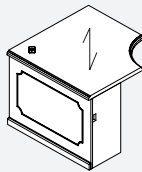
PBEK-MR • Right Corner Table with Inner Curve



PRODUCT CODE	PRICE	SIZE (INCHES)			WEIGHT LBS	VOL FT ³
		H	W	D		
PBEK484824MR	4206	29	48	48	196	39
PBEK424224MR	3234	29	42	42	150	30
PBEK363624MR	3073	29	36	36	130	22

- With 2 Recessed End Panels and Inner Curve

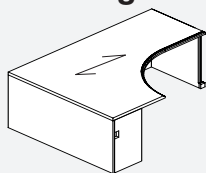
PBEK-ML • Left Corner Table with Inner Curve



PRODUCT CODE	PRICE	SIZE (INCHES)			WEIGHT LBS	VOL FT3
		H	W	D		
PBEK484824ML	4206	29	48	48	196	39
PBEK424224ML	3234	29	42	42	150	30
PBEK363624ML	3073	29	36	36	130	22

• With 2 Recessed End Panels and Inner Curve

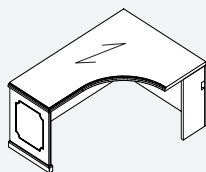
PBEKR • Right Extended Corner Table with 24" Return Connection



PRODUCT CODE	PRICE	SIZE (INCHES)			WEIGHT LBS	VOL FT3
		H	W	D		
PBEKR489624	6131	29	96	48	387	77
PBEKR489024	5790	29	90	48	363	73
PBEKR488424	5719	29	84	48	338	68
PBEKR487824	5690	29	78	48	314	63
PBEKR487224	5409	29	72	48	290	58
PBEKR486624	5040	29	66	48	266	52
PBEKR486024	4675	29	60	48	242	48

• With Full Back Panel

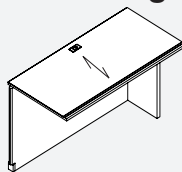
PBEKL • Left Extended Corner Table with 24" Return Connection



PRODUCT CODE	PRICE	SIZE (INCHES)			WEIGHT LBS	VOL FT3
		H	W	D		
PBEKL964824	6131	29	48	96	387	77
PBEKL904824	5790	29	48	90	363	73
PBEKL844824	5719	29	48	84	338	68
PBEKL784824	5690	29	48	78	314	63
PBEKL724824	5409	29	48	72	290	58
PBEKL664824	5040	29	48	66	266	52
PBEKL604824	4675	29	48	60	242	48

• With Full Back Panel

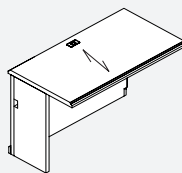
PBBT-NLR • Right Linking Bridge to join Corner Worksurface to Desk or Credenza



PRODUCT CODE	PRICE	SIZE (INCHES)			WEIGHT LBS	VOL FT3
		H	W	D		
PBBT6024NLR CG	2379	29	60	24	145	24
PBBT5424NLR CG	2143	29	54	24	131	22
PBBT4824NLR CG	1902	29	48	24	116	19
PBBT4224NLR CG	1542	29	42	24	102	17
PBBT3624NLR CG	1399	29	36	24	87	15
PBBT3024NLR CG	1367	29	30	24	73	12

• With Full Back Panel

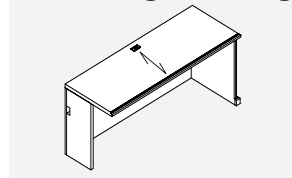
PBBT-NLL • Left Linking Bridge to join Corner Worksurface to Desk or Credenza



PRODUCT CODE	PRICE	SIZE (INCHES)			WEIGHT LBS	VOL FT3
		H	W	D		
PBBT6024NLL CG	2379	29	60	24	145	24
PBBT5424NLL CG	2143	29	54	24	131	22
PBBT4824NLL CG	1902	29	48	24	116	19
PBBT4224NLL CG	1542	29	42	24	102	17
PBBT3624NLL CG	1399	29	36	24	87	15
PBBT3024NLL CG	1367	29	30	24	73	12

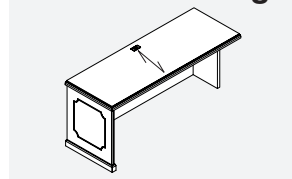
• With Full Back Panel

PBVR • Right Linking Return to be used with Corner Unit



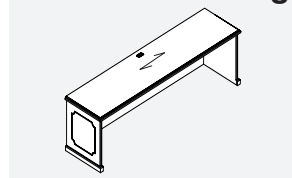
PRODUCT CODE	PRICE	SIZE (INCHES)			WEIGHT LBS	VOL FT ³
		H	W	D		
PBVR9624CG	3945	29	96	24	200	39
PBVR9024CG	3699	29	90	24	187	36
PBVR8424CG	3452	29	84	24	174	34
PBVR7824CG	3205	29	78	24	162	31
PBVR7224CG	2958	29	72	24	149	29
PBVR6624CG	2775	29	66	24	141	27
PBVR6024CG	2595	29	60	24	132	24
PBVR5424CG	2450	29	54	24	121	22
PBVR4824CG	2299	29	48	24	115	19
PBVR4224CG	1940	29	42	24	99	17
PBVR3624CG	1871	29	36	24	83	15
PBVR3024CG	1837	29	30	24	77	12
PBVR2424CG	1540	29	24	24	61	10

PBVL • Left Linking Return to be used with Corner Unit



PRODUCT CODE	PRICE	SIZE (INCHES)			WEIGHT LBS	VOL FT ³
		H	W	D		
PBVL9624CG	3945	29	96	24	200	39
PBVL9024CG	3699	29	90	24	187	36
PBVL8424CG	3452	29	84	24	174	34
PBVL7824CG	3205	29	78	24	162	31
PBVL7224CG	2958	29	72	24	149	29
PBVL6624CG	2775	29	66	24	141	27
PBVL6024CG	2595	29	60	24	132	24
PBVL5424CG	2450	29	54	24	121	22
PBVL4824CG	2299	29	48	24	115	19
PBVL4224CG	1940	29	42	24	99	17
PBVL3624CG	1871	29	36	24	83	15
PBVL3024CG	1837	29	30	24	77	12
PBVL2424CG	1540	29	24	24	61	10

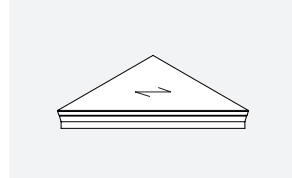
PBVT • Freestanding Table



PRODUCT CODE	PRICE	SIZE (INCHES)			WEIGHT LBS	VOL FT ³
		H	W	D		
PBVT9624	4032	29	96	24	213	39
PBVT9024	3779	29	90	24	199	36
PBVT8424	3527	29	84	24	186	34
PBVT7824	3270	29	78	24	173	31
PBVT7224	3023	29	72	24	160	29
PBVT6624	2842	29	66	24	146	27
PBVT6024	2663	29	60	24	133	24
PBVT5424	2514	29	54	24	128	22
PBVT4824	2366	29	48	24	120	19
PBVT4224	2003	29	42	24	104	17
PBVT3624	1935	29	36	24	88	15
PBVT3024	1899	29	30	24	82	12
PBVT2424	1597	29	24	24	65	10

• With Full End Panels

PBV-1212-CT • Corner Filler Top



PRODUCT CODE	PRICE	SIZE (INCHES)			WEIGHT LBS	VOL FT ³
		H	W	D		
PBV1212CT	806	1.3	12	12	5	1

• Corner Filler Top

MODULAR STORAGE • TECHNICAL INFORMATION

- All storage components are shipped assembled.
- Components 28" high are intended for use with a Desk, Credenza or Return Shell
- Backs on 28" high Pedestals and Cabinets are unfinished. If finished back is required, please see Page H.2.
- If a profiled Top is required, please see section "Freestanding Storage".

MODULAR STORAGE • GUIDELINES FOR ORDERING PRODUCT

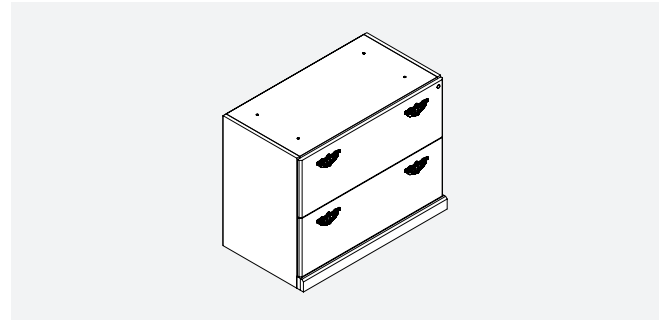
CODES: The price list uses a numbering system with meaningful alphanumeric characters to create a simple-to-understand product number. This makes specifying the product easy and accurate.

SPECIFICATION EXAMPLE OF A LATERAL FILE UNIT

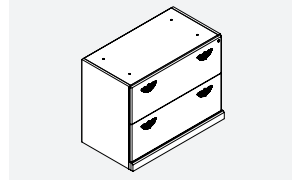
PRODUCT CODE:

PBWF
 PB = Philadelphia Series
 W = Modular/Freestanding Unit
 F = 35" wide Lateral File

FINISH: Choose Finish

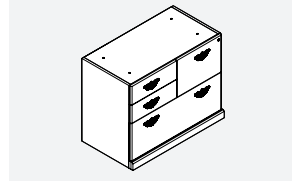


PBW-F/N • Modular Lateral File



PRODUCT CODE	PRICE	SIZE (INCHES)			WEIGHT LBS	VOL FT3
		H	W	D		
PBWF	3292	28	35.1	19.1	115	11
PBWN	2883	28	30	19.1	96	9

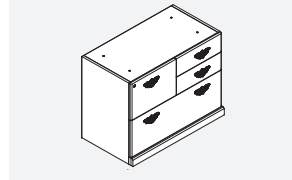
PBWZR • Modular Combination Storage



PRODUCT CODE	PRICE	SIZE (INCHES)			WEIGHT LBS	VOL FT3
		H	W	D		
PBWZR	3236	28	35.1	19	115	11

- with 1 Lat. File, 2 Boxes Top Left & 1 File Top Right

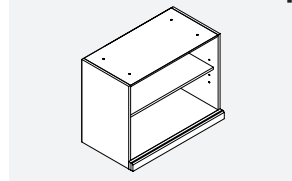
PBWZL • Modular Combination Storage



PRODUCT CODE	PRICE	SIZE (INCHES)			WEIGHT LBS	VOL FT3
		H	W	D		
PBWZL	3236	28	35.1	19	115	11

- with 1 Lat. File, 1 File Top Right & 2 Boxes Top Left

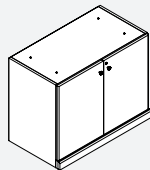
PBWOB • Modular Open Storage



PRODUCT CODE	PRICE	SIZE (INCHES)			WEIGHT LBS	VOL FT3
		H	W	D		
PBWOB36	1624	28	35.1	19	92	11
PBWOB30	1440	29	29	19	77	9

- Storage with 1 Adj. Shelf

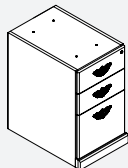
PBW-G/M • Modular Storage Cabinet with Doors



PRODUCT CODE	PRICE	SIZE (INCHES)			WEIGHT LBS	VOL FT ³
		H	W	D		
PBWG	2028	28	35.1	19	115	11
PBWM	1799	29	30	19	96	9

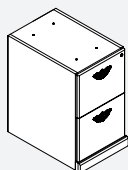
• Storage with 1 Adj. Shelf

PBW-D • Modular BBF Pedestal



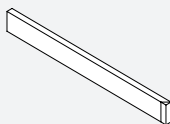
PRODUCT CODE	PRICE	SIZE (INCHES)			WEIGHT LBS	VOL FT ³
		H	W	D		
PBWWD (Letter Width)	2541	28	15.6	23	72	6
PBWD (Letter Width)	2210	28	15.6	19	70	5
PBWWLD (Legal Width)	3051	28	18.5	23	85	7
PBWLD (Legal Width)	2654	28	18.5	19	83	6

PBW-E • Modular FF Pedestal



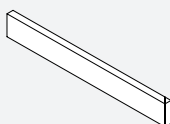
PRODUCT CODE	PRICE	SIZE (INCHES)			WEIGHT LBS	VOL FT ³
		H	W	D		
PBWWF (Letter Width)	2541	28	15.6	23	72	6
PBWF (Letter Width)	2210	28	15.6	19	70	5
PBWWLE (Legal Width)	3051	28	18.5	23	85	7
PBWLE (Legal Width)	2654	28	18.5	19	83	6

PBAS-WR • Decorative Base Trim Right



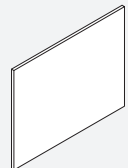
PRODUCT CODE	PRICE	SIZE (INCHES)			WEIGHT LBS	VOL FT ³
		H	W	D		
PBAS-WR	245	2.5	19	1	1	1
PBAS-WWR	304	2.5	23	1	1	1

PBAS-WL • Decorative Base Trim Left



PRODUCT CODE	PRICE	SIZE (INCHES)			WEIGHT LBS	VOL FT ³
		H	W	D		
PBAS-WL	245	2.5	19	1	1	1
PBAS-WWL	304	2.5	23	1	1	1

PBBA • Finished Back for Modular Pedestal



PRODUCT CODE	PRICE	SIZE (INCHES)			WEIGHT LBS	VOL FT ³
		H	W	D		
PBBA36	386	27.5	35	0.8	8	2
PBBA30	320	27.5	30	0.8	10	2
PBBA18	186	27.5	18.5	0.8	15	3
PBBA15	161	27.5	15.5	0.8	18	3

HUTCHES & WALL MOUNT STORAGE • TECHNICAL INFORMATION

Hutches

- All Hutches are shipped assembled.
- Bronze glass door is standard. Clear glass is available, please contact Customer Service.

Closed Pigeon Hole Storage Hutch

- 42" unit has 21.5" of clearance.
- Hutches longer than 102" have 8 doors, hutches between 102" and 84" have 6 doors and hutches less than 84" have 4 doors.

Closed Storage Hutch

- 36" unit has 19.5" of clearance.
- 42" and 54" units have 25.5" of clearance.
- Hutches longer than 102" have 8 doors, hutches between 102" and 84" have 6 doors and hutches less than 84" have 4 doors.

Tasklight

For proper size see section A.16

HUTCHES & WALL MOUNT STORAGE • GUIDELINES FOR ORDERING PRODUCT

CODES: The price list uses a numbering system with meaningful alphanumeric characters to create a simple-to-understand product number. This makes specifying the product easy and accurate.

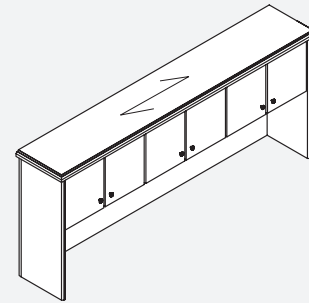
SPECIFICATION EXAMPLE OF A HUTCH UNIT

PRODUCT CODE:

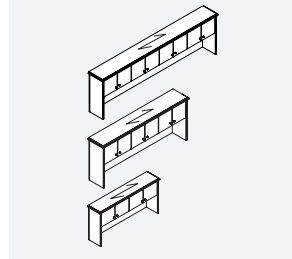
PB102SH36
 PB = Philadelphia Series
 102 = Size: Width
 SH = Hutch with Wood Doors
 36 = Size: Height

FINISH: Choose Finish

NOTE: Arrow indicates direction of grain.

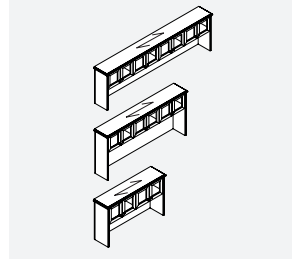


PB-SH36 • 36" High Storage Hutch with Wood Doors



PRODUCT CODE	PRICE	SIZE (INCHES)			WEIGHT LBS	VOL FT ³
		H	W	D		
PB108SH36	6343	36	108	15	268	34
PB102SH36	5987	36	102	15	254	32
PB96SH36	5633	36	96	15	241	30
PB90SH36	5281	36	90	15	227	28
PB84SH36	4930	36	84	15	214	26
PB78SH36	4582	36	78	15	200	24
PB72SH36	4226	36	72	15	187	23
PB66SH36	4067	36	66	15	173	21
PB60SH36	3878	36	60	15	160	19

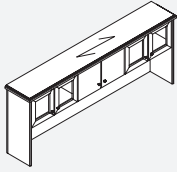
PB-SH36G • 36" High Storage Hutch with Glass Doors



PRODUCT CODE	PRICE	SIZE (INCHES)			WEIGHT LBS	VOL FT ³
		H	W	D		
PB108SH36G	8846	36	108	15	268	34
PB102SH36G	7981	36	102	15	254	32
PB96SH36G	7596	36	96	15	241	30
PB90SH36G	7219	36	90	15	227	28
PB84SH36G	6837	36	84	15	214	26
PB78SH36G	6460	36	78	15	200	24
PB72SH36G	5575	36	72	15	187	23
PB66SH36G	5372	36	66	15	173	21
PB60SH36G	5145	36	60	15	160	19

- Wood Framed Glass Doors

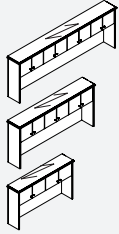
PB-SH36GDG • 36" High Storage Hutch with Glass & Wood Doors



PRODUCT CODE	PRICE	SIZE (INCHES)			WEIGHT LBS	VOL FT ³
		H	W	D		
PB102SH36GDG	7360	36	102	15	254	32
PB96SH36GDG	6975	36	96	15	241	30
PB90SH36GDG	6599	36	90	15	227	28
PB84SH36GDG	6216	36	84	15	214	26

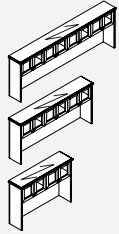
• Wood Doors at Centre and Wood Framed Glass Doors at Ends

PB-SH42 • 42" High Storage Hutch with Wood Doors



PRODUCT CODE	PRICE	SIZE (INCHES)			WEIGHT LBS	VOL FT ³
		H	W	D		
PB108SH42	7393	43	108	15	307	39
PB102SH42	6982	43	102	15	290	37
PB96SH42	6575	43	96	15	273	35
PB90SH42	6161	43	90	15	256	33
PB84SH42	5752	43	84	15	239	31
PB78SH42	5338	43	78	15	222	38
PB72SH42	4930	43	72	15	205	26
PB66SH42	4748	43	66	15	188	24
PB60SH42	4519	43	60	15	171	22

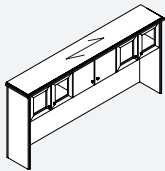
PB-SH42G • 42" High Storage Hutch with Glass Doors



PRODUCT CODE	PRICE	SIZE (INCHES)			WEIGHT LBS	VOL FT ³
		H	W	D		
PB108SH42G	9847	43	108	15	307	39
PB102SH42G	8974	43	102	15	290	37
PB96SH42G	8537	43	96	15	273	35
PB90SH42G	8095	43	90	15	256	33
PB84SH42G	7659	43	84	15	239	31
PB78SH42G	7222	43	78	15	222	38
PB72SH42G	6276	43	72	15	205	26
PB66SH42G	6053	43	66	15	188	24
PB60SH42G	5785	43	60	15	171	22

• Wood Framed Glass Doors

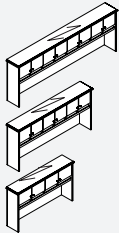
PB-SH42GDG • 42" High Storage Hutch with Glass & Wood Doors



PRODUCT CODE	PRICE	SIZE (INCHES)			WEIGHT LBS	VOL FT ³
		H	W	D		
PB102SH42GDG	8353	43	102	15	290	37
PB96SH42GDG	7916	43	96	15	273	35
PB90SH42GDG	7475	43	90	15	256	33
PB84SH42GDG	7039	43	84	15	239	31

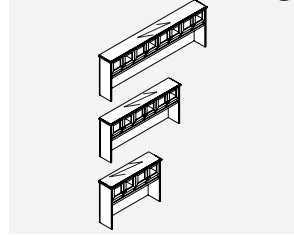
• Wood Doors at Centre and Wood Framed Glass Doors at Ends

PB-SHP42 • 42" High Storage Hutch with Pigeon-Holes & Wood Doors



PRODUCT CODE	PRICE	SIZE (INCHES)			WEIGHT LBS	VOL FT ³
		H	W	D		
PB108SHP42	8870	43	108	15	307	39
PB102SHP42	8379	43	102	15	290	37
PB96SHP42	7889	43	96	15	273	35
PB90SHP42	7393	43	90	15	256	33
PB84SHP42	6897	43	84	15	239	31
PB78SHP42	6410	43	78	15	222	38
PB72SHP42	5920	43	72	15	205	26
PB66SHP42	5697	43	66	15	188	24
PB60SHP42	5423	43	60	15	171	22

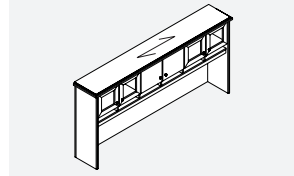
PB-SHP42G • 42" High Storage Hutch with Pigeon-Holes & Glass Doors



PRODUCT CODE	PRICE	SIZE (INCHES)			WEIGHT LBS	VOL FT ³
		H	W	D		
PB108SHP42G	11319	43	108	15	307	39
PB102SHP42G	10319	43	102	15	290	37
PB96SHP42G	9827	43	96	15	273	35
PB90SHP42G	9302	43	90	15	256	33
PB84SHP42G	8749	43	84	15	239	31
PB78SHP42G	8241	43	78	15	222	38
PB72SHP42G	7229	43	72	15	205	26
PB66SHP42G	6993	43	66	15	188	24
PB60SHP42G	6654	43	60	15	171	22

- Wood Framed Glass Doors

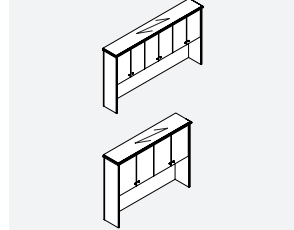
PB-SHP42GDG • 42" High Storage Hutch with Pigeon-Holes, Glass & Wood Doors



PRODUCT CODE	PRICE	SIZE (INCHES)			WEIGHT LBS	VOL FT ³
		H	W	D		
PB102SHP42GDG	9700	43	102	15	290	37
PB96SHP42GDG	9204	43	96	15	273	35
PB90SHP42GDG	8680	43	90	15	256	33
PB84SHP42GDG	8129	43	84	15	239	31

- Wood Doors at Centre and Wood Framed Glass Doors at Ends

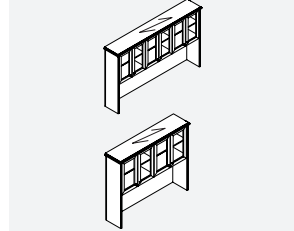
PB-2SH54 • 54" High Storage Hutch with Wood Doors



PRODUCT CODE	PRICE	SIZE (INCHES)			WEIGHT LBS	VOL FT ³
		H	W	D		
PB962SH54	8448	55	96	15	351	45
PB902SH54	7924	55	90	15	329	42
PB842SH54	7393	55	84	15	307	39
PB782SH54	6865	55	78	15	285	37
PB722SH54	6342	55	72	15	263	34
PB662SH54	6102	55	66	15	241	31
PB602SH54	5808	55	60	15	219	28

- With Adj. Shelf

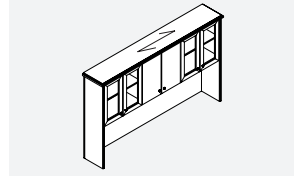
PB-2SH54G • 54" High Storage Hutch with Glass Doors



PRODUCT CODE	PRICE	SIZE (INCHES)			WEIGHT LBS	VOL FT ³
		H	W	D		
PB962SH54G	10905	55	96	15	351	45
PB902SH54G	10166	55	90	15	329	42
PB842SH54G	9418	55	84	15	307	39
PB782SH54G	8677	55	78	15	285	37
PB722SH54G	7935	55	72	15	263	34
PB662SH54G	7646	55	66	15	241	31
PB602SH54G	7303	55	60	15	219	28

- Wood Framed Glass Doors
- With Adj. Shelf

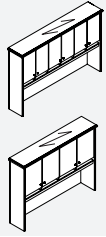
PB-2SH54GDG • 54" High Storage Hutch with Glass & Wood Doors



PRODUCT CODE	PRICE	SIZE (INCHES)			WEIGHT LBS	VOL FT ³
		H	W	D		
PB962SH54GDG	10131	55	96	15	351	45
PB902SH54GDG	9391	55	90	15	329	42
PB842SH54GDG	8644	55	84	15	307	39

- Wood Doors at Centre and Wood Framed Glass Doors at Ends
- With Adj. Shelf

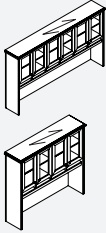
PB-2SHP54 • 54" High Storage Hutch with Pigeon-Holes & Wood Doors



PRODUCT CODE	PRICE	SIZE (INCHES)			WEIGHT LBS	VOL FT ³
		H	W	D		
PB962SHP54	10141	55	96	15	351	45
PB902SHP54	9507	55	90	15	329	42
PB842SHP54	8869	55	84	15	307	39
PB782SHP54	8241	55	78	15	285	37
PB722SHP54	7604	55	72	15	263	34
PB662SHP54	7323	55	66	15	241	31
PB602SHP54	6967	55	60	15	219	28

- With Adj. Shelf

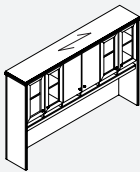
PB-2SHP54G • 54" High Storage Hutch with Pigeon-Holes & Glass Doors



PRODUCT CODE	PRICE	SIZE (INCHES)			WEIGHT LBS	VOL FT ³
		H	W	D		
PB962SHP54G	12601	55	96	15	351	45
PB902SHP54G	11965	55	90	15	329	42
PB842SHP54G	10893	55	84	15	307	39
PB782SHP54G	10049	55	78	15	285	37
PB722SHP54G	9199	55	72	15	263	34
PB662SHP54G	8868	55	66	15	241	31
PB602SHP54G	8468	55	60	15	219	28

- Wood Framed Glass Doors
- With Adj. Shelf

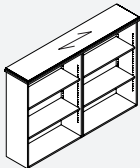
PB-2SHP54GDG • 54" High Storage Hutch with Pigeon-Holes, Glass & Wood Doors



PRODUCT CODE	PRICE	SIZE (INCHES)			WEIGHT LBS	VOL FT ³
		H	W	D		
PB962SHP54GDG	11824	55	96	15	351	45
PB902SHP54GDG	11189	55	90	15	329	42
PB842SHP54GDG	10274	55	84	15	307	39

- Wood Doors at Centre and Wood Framed Glass Doors at Ends
- With Adj. Shelf

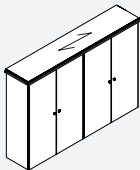
PB-OB • Open Hutch



PRODUCT CODE	PRICE	SIZE (INCHES)			WEIGHT LBS	VOL FT ³
		H	W	D		
PB72OB54	5817	55	72	15	260	35
PB36OB54	2914	55	36.75	15	130	18

- with 4 Adj. Shelves

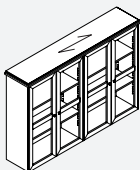
PB-BD • Hutch with Wood Doors



PRODUCT CODE	PRICE	SIZE (INCHES)			WEIGHT LBS	VOL FT ³
		H	W	D		
PB72BD54	7491	55	72	15	320	35
PB36BD54	3751	55	36.75	15	160	18

- with 4 Adj. Shelves

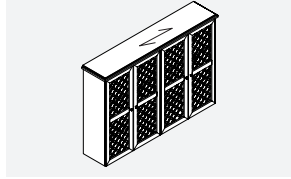
PB-BG • Hutch with Wood Framed Glass Doors



PRODUCT CODE	PRICE	SIZE (INCHES)			WEIGHT LBS	VOL FT ³
		H	W	D		
PB72BG54	8491	55	72	15	320	35
PB36BG54	4247	55	36.75	15	160	18

- with 4 Adj. Shelves

PB-BW • Hutch with Antique Brass Wire Mesh Wood Framed Doors



PRODUCT CODE	PRICE	SIZE (INCHES)			WEIGHT LBS	VOL FT3
		H	W	D		
PB72BW54	9497	55	72	15	320	35
PB36BW54	4873	55	36.75	15	160	18

- with 4 Adj. Shelves

FREESTANDING STORAGE • TECHNICAL INFORMATION

Pedestals

- All units are shipped assembled.
- Standard face locking.

Combination Storage

- All units are shipped assembled.
- No modifications accepted for this unit.
- Box drawers do not lock.
- Standard face locking.

Storage Cabinets

- All units are shipped assembled.
- Units include adjustable shelves.
- Standard face locking.

TV Cabinets

- All units are shipped assembled.
- Units include 170° hinges, Grommet on Fixed Shelf and Adj. Shelf in lower cabinet.
- Standard face locking for lower cabinet.
- To add lock for upper cabinet, specify "LO"

FREESTANDING STORAGE • GUIDELINES FOR ORDERING PRODUCT

CODES: The price list uses a numbering system with meaningful alphanumeric characters to create a simple-to-understand product number. This makes specifying the product easy and accurate.

SPECIFICATION EXAMPLE OF A FREESTANDING UNIT

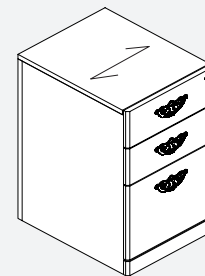
PRODUCT CODE:

PBWDM
 PB = Philadelphia Series
 W = Modular/Freestanding Unit
 D = Box, Box, File
 M = Mobile

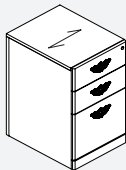
FINISH: Choose Finish

EDGE: Choose Edge

NOTE: Arrow indicates direction of grain.

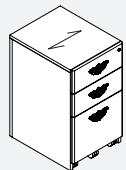


PBWDB/WWDB • Freestanding BBF Pedestal



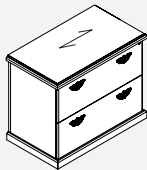
PRODUCT CODE	PRICE	SIZE (INCHES)			WEIGHT LBS	VOL FT3
		H	W	D		
PBWDB	2245	28	15.5	19.8	70	5
PBWWDB	2583	28	15.5	23.8	75	6

PBWDM/WWDM • Freestanding Mobile BBF Pedestal



PRODUCT CODE	PRICE	SIZE (INCHES)			WEIGHT LBS	VOL FT3
		H	W	D		
PBWDM	2413	28	15.5	19.8	70	5
PBWWDM	2772	28	15.5	23.8	75	6

PBF/N • Freestanding Lateral File




PRODUCT CODE	PRICE	SIZE (INCHES)			WEIGHT LBS	VOL FT3
		H	W	D		
PBF3624	4156	29	36.75	24	184	15
PBF3620	3457	29	36.75	20	159	12
PBN3024	3637	29	31.625	24	153	12
PBN3020	3024	29	31.625	20	131	10

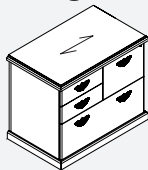
PBF-3/N-3 • Freestanding Lateral File with 3 Drawers



PRODUCT CODE	PRICE	SIZE (INCHES)			WEIGHT LBS	VOL FT3
		H	W	D		
PBF36243	5081	42	36.75	24	231	21
PBF36203	4338	42	36.75	20	193	18
PBN30243	4441	42	31.625	24	193	18
PBN30203	3794	42	31.625	20	160	15

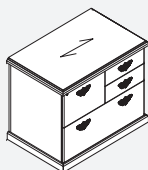
PBF-4/N-4 • Freestanding Lateral File with 4 Drawers

PRODUCT CODE	PRICE	SIZE (INCHES)			WEIGHT LBS	VOL FT ³
		H	W	D		
PBF36244	6188	54	36.75	24	297	27
PBF36204	5376	54	36.75	20	259	23
PBN30244	5411	54	31.625	24	248	23
PBN30204	4703	54	31.625	20	214	19

PBZR • Right Combination Storage

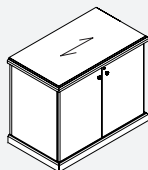
PRODUCT CODE	PRICE	SIZE (INCHES)			WEIGHT LBS	VOL FT ³
		H	W	D		
PBZR3624	4503	29	36.75	24	184	15
PBZR3620	3637	29	36.75	20	160	12

- With 1 Lat. File, 2 Boxes Top Left & 1 File Top Right

PBZL • Left Combination Storage

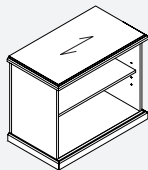
PRODUCT CODE	PRICE	SIZE (INCHES)			WEIGHT LBS	VOL FT ³
		H	W	D		
PBZL3624	4503	29	36.75	24	184	15
PBZL3620	3637	29	36.75	20	160	12

- With 1 Lat. File, 2 Boxes Top Left & 1 File Top Right

PBBD • Freestanding Storage Cabinet with Doors

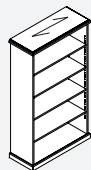
PRODUCT CODE	PRICE	SIZE (INCHES)			WEIGHT LBS	VOL FT ³
		H	W	D		
PBBD3624	2829	29	36.75	24	152	15
PBBD3620	2464	29	31.625	24	127	12
PBBD3024	2477	29	36.75	20	129	12
PBBD3020	2154	29	31.625	20	106	10

- Storage with 1 Adj. Shelf

PBOB • Freestanding Open Storage Cabinet

PRODUCT CODE	PRICE	SIZE (INCHES)			WEIGHT LBS	VOL FT ³
		H	W	D		
PBOB3624	2270	29	36.75	24	123	15
PBOB3620	1978	29	36.75	20	104	12
PBOB3024	1983	29	31.625	24	103	12
PBOB3020	1725	29	31.625	20	85	10

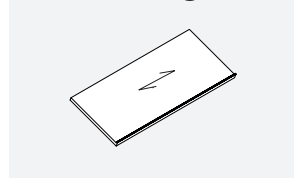
- Storage with 1 Adj. Shelf

PBBx-3x15 • Open Bookcase with Adj. Shelves

PRODUCT CODE	PRICE	SIZE (INCHES)			WEIGHT LBS	VOL FT ³
		H	W	D		
PBB83615	3479	84	36.75	15	246	26
PBB73615	3231	78	36.75	15	228	24
PBB63615	2982	72	36.75	15	210	23
PBB53615	2743	65	36.75	15	188	21
PBB43615	2261	48	36.75	15	140	15
PBB23615	1812	29	36.75	15	90	9
PBB83015	3040	84	31.625	15	246	22
PBB73015	2825	78	31.625	15	228	20
PBB63015	2608	72	31.625	15	210	19
PBB53015	2408	65	31.625	15	188	17
PBB43015	1978	48	31.625	15	140	13
PBB23015	1585	29	31.625	15	90	8

- 84" has 6 Adj. Shelves, 78" has 6 Adj. Shelves, 72" has 5 Adj. Shelves, 65" has 4 Adj. Shelves, 48" has 3 Adj. Shelves, 29" has 1 Adj. Shelf

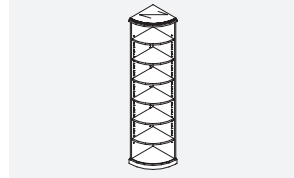
PBMAG • Magazine Shelf for use with Open Bookcase



PRODUCT CODE	PRICE	SIZE (INCHES)			WEIGHT LBS	VOL FT3
		H	W	D		
PBMAG3624	184	1	36	24	112	10
PBMAG3622	168	1	36	22	104	10
PBMAG3620	151	1	36	20	92	9
PBMAG3615	131	1	36	15	81	8
PBMAG3024	154	1	30	24	94	9
PBMAG3022	142	1	30	22	87	9
PBMAG3020	125	1	30	20	76	8
PBMAG3015	110	1	30	15	67	8

• Can be specified for each Shelf in an Open Bookcase

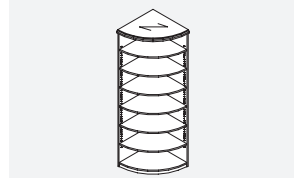
PBBxR-1515 • Quarter Round Open Bookcase with Adj. Shelves



PRODUCT CODE	PRICE	SIZE (INCHES)			WEIGHT LBS	VOL FT3
		H	W	D		
PBB8R1515	2740	84	15	15	142	22
PBB7R1515	2545	78	15	15	95	10
PBB6R1515	2347	72	15	15	83	9
PBB5R1515	2165	65	15	15	81	9
PBB4R1515	1778	48	15	15	59	6
PBB2R1515	1428	29	15	15	37	4

• 84" has 6 Adj. Shelves, 78" has 6 Adj. Shelves, 72" has 5 Adj. Shelves, 65" has 4 Adj. Shelves, 48" has 3 Adj. Shelves, 29" has 1 Adj. Shelf

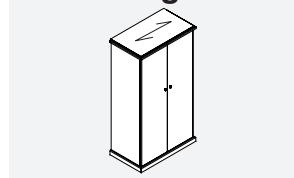
PBB7R • Quarter Round Open Bookcase with Adj. Shelves



PRODUCT CODE	PRICE	SIZE (INCHES)			WEIGHT LBS	VOL FT3
		H	W	D		
PBB7R2424H84	4784	84	24	24	234	28
PBB7R2424H72	4100	84	20	20	163	19
PBB7R2424H65	3760	72	24	24	204	28
PBB7R2020H84	4179	72	20	20	142	17
PBB7R2020H72	3582	65	24	24	187	22
PBB7R2020H65	3357	65	20	20	130	15

• 84" has 6 Adj. Shelves, 72" has 5 Adj. Shelves, 65" has 4 Adj. Shelves

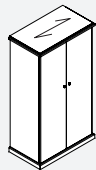
PB1 • Storage Cabinet with Wood Doors & Adj. Shelves



PRODUCT CODE	PRICE	SIZE (INCHES)			WEIGHT LBS	VOL FT3
		H	W	D		
PB1D24W36H84	6643	84	36.75	24	356	42
PB1D24W36H72	5695	72	36.75	24	324	36
PB1D24W36H65	5218	65	36.75	24	297	33
PB1D24W30H84	5805	84	30.625	24	296	35
PB1D24W30H72	4974	72	30.625	24	270	30
PB1D24W30H65	4569	65	30.625	24	248	28
PB1D24W24H84	4960	84	24	24	238	28
PB1D24W24H72	4250	72	24	24	216	24
PB1D24W24H65	3917	65	24	24	198	22
PB1D20W36H84	5805	84	36.75	20	297	35
PB1D20W36H72	4974	72	36.75	20	269	30
PB1D20W36H65	4558	65	36.75	20	245	28
PB1D20W30H84	4835	84	30.625	20	257	29
PB1D20W30H72	4147	72	30.625	20	233	25
PB1D20W30H65	3798	65	30.625	20	202	23
PB1D20W24H84	3869	84	24	20	198	23
PB1D20W24H72	3317	72	24	20	179	20
PB1D20W24H65	3036	65	24	20	163	18

• 84" has 5 Adj. Shelves, 72" has 4 Adj. Shelves, 65" has 4 Adj. Shelves
 • For Wood Framed Glass Door option, please contact Customer Service

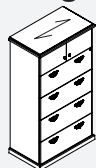
PB2 • Wardrobe Cabinet with Doors, Coat Rack and Hat Shelf



PRODUCT CODE	PRICE	SIZE (INCHES)			WEIGHT LBS	VOL FT ³
		H	W	D		
PB2D24W36H84	5765	84	36.75	24	356	42
PB2D24W36H72	4941	72	36.75	24	324	36
PB2D24W36H65	4530	65	36.75	24	297	33
PB2D24W30H84	5046	84	30.625	24	296	35
PB2D24W30H72	4324	72	30.625	24	270	30
PB2D24W30H65	3964	65	30.625	24	248	28
PB2D24W24H84	4324	84	24	24	238	28
PB2D24W24H72	3706	72	24	24	216	24
PB2D24W24H65	3397	65	24	24	198	22
PB2D20W36H84	5031	84	36.75	20	297	35
PB2D20W36H72	4307	72	36.75	20	269	30
PB2D20W36H65	3945	65	36.75	20	245	28
PB2D20W30H84	4197	84	30.625	20	257	29
PB2D20W30H72	3588	72	30.625	20	233	25
PB2D20W30H65	3290	65	30.625	20	202	23
PB2D20W24H84	3354	84	24	20	198	23
PB2D20W24H72	2869	72	24	20	179	20
PB2D20W24H65	2632	65	24	20	163	18

• For Wood Framed Glass Door option, please contact Customer Service

PB6 • Storage Cupboard above Lat. File Cabinet with 4 Drawers

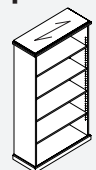


PRODUCT CODE	PRICE	SIZE (INCHES)			WEIGHT LBS	VOL FT ³
		H	W	D		
PB6D24W36H84	9714	84	36.75	24	449	42
PB6D24W36H72	8328	72	36.75	24	414	36
PB6D24W36H65	7635	65	36.75	24	380	33
PB6D24W30H84	8503	84	30.625	24	375	35
PB6D24W30H72	7289	72	30.625	24	345	30
PB6D24W30H65	6680	65	30.625	24	316	28
PB6D20W36H84	8481	84	36.75	20	382	35
PB6D20W36H72	7255	72	36.75	20	351	30
PB6D20W36H65	6648	65	36.75	20	321	28
PB6D20W30H84	7069	84	30.625	20	347	29
PB6D20W30H72	6048	72	30.625	20	306	25
PB6D20W30H65	5543	65	30.625	20	265	23

• 84" has 1 Adj. Shelf

• For Wood Framed Glass Door option, please contact Customer Service

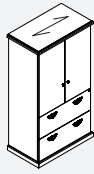
PB7 • Open Bookcase with Adj. Shelves



PRODUCT CODE	PRICE	SIZE (INCHES)			WEIGHT LBS	VOL FT ³
		H	W	D		
PB7D24W36H84	5319	84	36.75	24	331	43
PB7D24W36H72	4558	72	36.75	24	306	36
PB7D24W36H65	4179	65	36.75	24	281	33
PB7D24W30H84	4655	84	30.625	24	280	36
PB7D24W30H72	3980	72	30.625	24	255	30
PB7D24W30H65	3649	65	30.625	24	234	28
PB7D20W36H84	4643	84	36.75	20	282	35
PB7D20W36H72	3980	72	36.75	20	257	30
PB7D20W36H65	3649	65	36.75	20	234	28
PB7D20W30H84	3867	84	30.625	20	248	29
PB7D20W30H72	3315	72	30.625	20	223	25
PB7D20W30H65	3038	65	30.625	20	193	23

• 84" has 6 Adj. Shelves, 72" has 5 Adj. Shelves, 65" has 4 Adj. Shelves

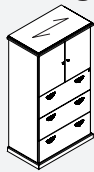
PB13 • Storage Cabinet with Doors & Adj. Shelves above 2 Lat. File Drawers



PRODUCT CODE	PRICE	SIZE (INCHES)			WEIGHT LBS	VOL FT ³
		H	W	D		
PB13D24W36H84	8224	84	36.75	24	407	42
PB13D24W36H72	7049	72	36.75	24	387	36
PB13D24W36H65	6461	65	36.75	24	347	33
PB13D24W30H84	7195	84	30.625	24	350	35
PB13D24W30H72	6167	72	30.625	24	315	30
PB13D24W30H65	5653	65	30.625	24	289	28
PB13D20W36H84	7178	84	36.75	20	365	35
PB13D20W36H72	6141	72	36.75	20	327	30
PB13D20W36H65	5629	65	36.75	20	299	28
PB13D20W30H84	5984	84	30.625	20	305	29
PB13D20W30H72	5119	72	30.625	20	285	25
PB13D20W30H65	4688	65	30.625	20	247	23

- 84" has 3 Adj. Shelves, 72" has 2 Adj. Shelves, 65" has 2 Adj. Shelves
- For Wood Framed Glass Door option, please contact Customer Service

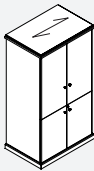
PB14 • Storage Cabinet with Doors & Adj. Shelf above 3 Lat. File Drawers



PRODUCT CODE	PRICE	SIZE (INCHES)			WEIGHT LBS	VOL FT ³
		H	W	D		
PB14D24W36H84	8842	84	36.75	24	390	42
PB14D24W36H72	7579	72	36.75	24	360	36
PB14D24W36H65	6945	65	36.75	24	330	33
PB14D24W30H84	7739	84	30.625	24	325	35
PB14D24W30H72	6544	72	30.625	24	300	30
PB14D24W30H65	6079	65	30.625	24	275	28
PB14D20W36H84	7719	84	36.75	20	330	35
PB14D20W36H72	6602	72	36.75	20	305	30
PB14D20W36H65	6053	65	36.75	20	278	28
PB14D20W30H84	6432	84	30.625	20	298	29
PB14D20W30H72	5502	72	30.625	20	265	25
PB14D20W30H65	5045	65	30.625	20	229	23

- 84" has 2 Adj. Shelves, 72" has 1 Adj. Shelf, 65" has 1 Adj. Shelf
- For Wood Framed Glass Door option, please contact Customer Service

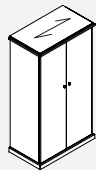
PB23 • Closed Storage Cabinet with Upper & Lower Split Doors and Adj. Shelves



PRODUCT CODE	PRICE	SIZE (INCHES)			WEIGHT LBS	VOL FT ³
		H	W	D		
PB23D24W36H84	7096	84	36.75	24	390	42
PB23D24W36H72	6081	72	36.75	24	360	36
PB23D24W36H65	5575	65	36.75	24	330	33
PB23D24W30H84	5895	84	30.625	24	325	35
PB23D24W30H72	5056	72	30.625	24	300	30
PB23D24W30H65	4644	65	30.625	24	275	28
PB23D20W36H84	6194	84	36.75	20	330	35
PB23D20W36H72	5301	72	36.75	20	305	30
PB23D20W36H65	4854	65	36.75	20	278	28
PB23D20W30H84	5161	84	30.625	20	298	29
PB23D20W30H72	4413	72	30.625	20	265	25
PB23D20W30H65	4048	65	30.625	20	229	23

- Storage with 1 Fixed Shelf and 2 Adj. Shelves
- For Wood Framed Glass Door option for the upper doors, please contact Customer Service

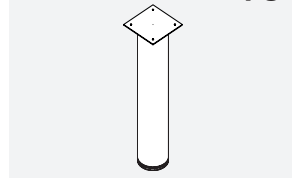
PB25 • Cabinet with Doors, Storage with Adj. Shelves on Right & Wardrobe on Left



PRODUCT CODE	PRICE	SIZE (INCHES)			WEIGHT LBS	VOL FT ³
		H	W	D		
PB25D24W36H84	7454	84	36.75	24	390	42
PB25D24W36H72	6388	72	36.75	24	360	36
PB25D24W36H65	5856	65	36.75	24	330	33
PB25D24W30H84	6520	84	30.625	24	325	35
PB25D24W30H72	5588	72	30.625	24	300	30
PB25D24W30H65	5123	65	30.625	24	275	28
PB25D24W24H84	5580	84	24	24	260	28
PB25D24W24H72	4784	72	24	24	240	24
PB25D24W24H65	4389	65	24	24	220	22
PB25D20W36H84	6504	84	36.75	20	330	35
PB25D20W36H72	5564	72	36.75	20	305	30
PB25D20W36H65	5094	65	36.75	20	278	28
PB25D20W30H84	5421	84	30.625	20	300	29
PB25D20W30H72	4637	72	30.625	20	265	25
PB25D20W30H65	4249	65	30.625	20	229	23
PB25D20W24H84	4340	84	24	20	235	23
PB25D20W24H72	3711	72	24	20	203	20
PB25D20W24H65	3403	65	24	20	185	18

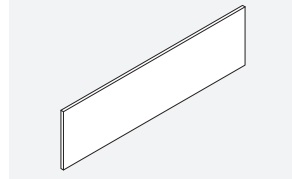
- 84" has 5 Adj. Shelves, 72" has 4 Adj. Shelves, 65" has 4 Adj. Shelves
- Wardrobe with Coat Rack & Hat Shelf
- For Wood Framed Glass Door option, please contact Customer Service

SM • Metal Post Upgrade from SM03



PRODUCT CODE	PRICE	SIZE (INCHES)			WEIGHT LBS	VOL FT3
		H	W	D		
SM06	303	28	6			
SM04	100	28	4			
SM03	0	28	3			

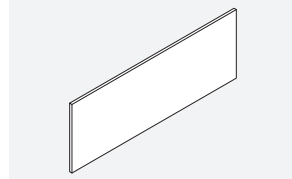
PBTS • Tackboard for 36" High Non Pigeon-Hole Hutch



PRODUCT CODE	PRICE	SIZE (INCHES)			WEIGHT LBS	VOL FT3
		H	W	D		
PBTS108	1024	20	104.5	1	23	2
PBTS102	969	20	98.5	1	19	2
PBTS96	910	20	92.5	1	15	1
PBTS90	856	20	86.5	1	15	1
PBTS84	802	20	80.5	1	14	1
PBTS78	740	20	74.5	1	13	1
PBTS72	681	20	68.5	1	12	1
PBTS66	624	20	62.5	1	11	1
PBTS60	571	20	56.5	1	10	1

• Factory Installed Hutch Tackboard

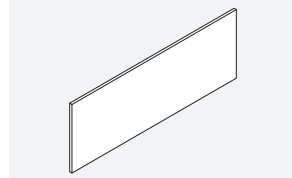
PBTSP-H23 • Tackboard for 42" & 54" High Pigeon-Hole Hutch



PRODUCT CODE	PRICE	SIZE (INCHES)			WEIGHT LBS	VOL FT3
		H	W	D		
PBTSP108H23	1157	23	104.5	1	30	2
PBTSP102H23	1101	23	98.5	1	24	2
PBTSP96H23	1030	23	92.5	1	20	2
PBTSP90H23	966	23	86.5	1	20	2
PBTSP84H23	901	23	80.5	1	18	2
PBTSP78H23	837	23	74.5	1	17	2
PBTSP72H23	777	23	68.5	1	16	1
PBTSP66H23	706	23	62.5	1	14	1
PBTSP60H23	647	23	56.5	1	13	1

• Factory Installed Hutch Tackboard

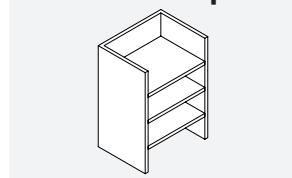
PBTS-H26 • Tackboard for 42" & 54" High Non Pigeon-Hole Hutch



PRODUCT CODE	PRICE	SIZE (INCHES)			WEIGHT LBS	VOL FT3
		H	W	D		
PBTS108H26	1337	26	104.5	1	30	2
PBTS102H26	1260	26	98.5	1	24	2
PBTS96H26	1185	26	92.5	1	20	2
PBTS90H26	1114	26	86.5	1	20	2
PBTS84H26	963	26	80.5	1	18	2
PBTS78H26	814	26	74.5	1	17	2
PBTS72H26	740	26	68.5	1	16	1
PBTS66H26	663	26	62.5	1	14	1
PBTS60H26	514	26	56.5	1	13	1


• Factory Installed Hutch Tackboard

PBCP-H16 • Paper Organizer, Legal & Letter Format



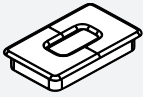
PRODUCT CODE	PRICE	SIZE (INCHES)			WEIGHT LBS	VOL FT3
		H	W	D		
PBCPH161226	813	27	16	12	20	3
PBCPH161223	689	23	16	12	18	3
PBCPH161219	521	20	16	12	15	2
PBCPH131226	660	27	13	12	16	2
PBCPH131223	560	23	13	12	15	2
PBCPH131219	422	20	13	12	12	2

LED • LED Light



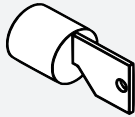
PRODUCT CODE	PRICE	SIZE (INCHES)			WEIGHT LBS	VOL FT3
		H	W	D		
LED48	626	1	48	1	1	1
LED36	508	1	36	1	1	1
LED24	383	1	24	1	1	1

GM5 • Rectangular Grommet - Metal



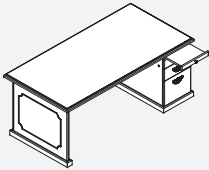
PRODUCT CODE	PRICE	SIZE (INCHES)			WEIGHT LBS	VOL FT3
		H	W	D		
GM5E (Black)	85		3.5	2		
GM5K (Tungsten)	85		3.5	2		

LO • Lock Assembly



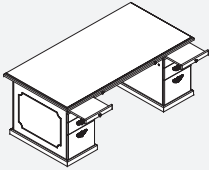
PRODUCT CODE	PRICE	SIZE (INCHES)			WEIGHT LBS	VOL FT3
		H	W	D		
LO (Black)	110		3.5	2		
LO/C (Tungsten)	110		3.5	2		

WT-Single • Pull out writing Tray



PRODUCT CODE	PRICE	SIZE (INCHES)			WEIGHT LBS	VOL FT3
		H	W	D		
WT-Single	283					

WT-Double • Pull out writing Tray



PRODUCT CODE	PRICE	SIZE (INCHES)			WEIGHT LBS	VOL FT3
		H	W	D		
WT-Double	564					

BRIDGES • TECHNICAL INFORMATION

- All Bridges are shipped knockdown.
- Not for use with Corner Units.
- To remove Cross Grain veneer pattern on Top, delete suffix "CG" from the product Number Code. (Available at no upcharge)
- GM5 TC location is standard.
- If Grommet colour is not specified Black Grommet is standard.

BRIDGES • GUIDELINES FOR ORDERING PRODUCT

CODES: The price list uses a numbering system with meaningful alphanumeric characters to create a simple-to-understand product number. This makes specifying the product easy and accurate.

SPECIFICATION EXAMPLE OF A BRIDGE UNIT

PRODUCT CODE:

PBBT6024CG
 PB = Philadelphia Series
 BT = Bridge Top
 6022 = Size: Width x Depth
 CG = Cross Grain

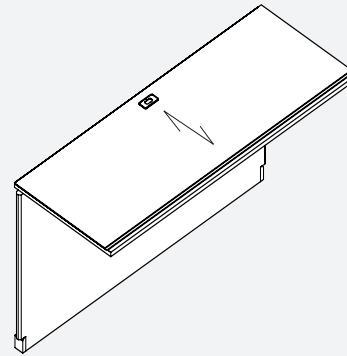
FINISH: Choose Finish

Optional Grommet Locations (Additional):

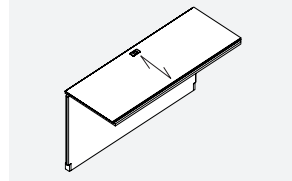
TL - Top Left
 TR - Top Right

For Grommet Location see Page A.9

NOTE: Arrow indicates direction of grain.

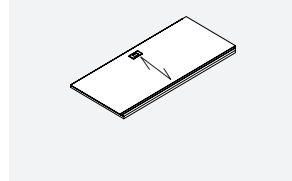


PBBT • Executive Bridge Top with Full Back Panel



PRODUCT CODE	PRICE	SIZE (INCHES)			WEIGHT LBS	VOL FT3
		H	W	D		
PBBT6022CG	2391	29	60	22	108	10
PBBT5422CG	2158	29	54	22	99	9
PBBT4822CG	1917	29	48	22	90	8
PBBT4222CG	1673	29	42	22	81	7
PBBT6020CG	1961	29	60	20	105	8
PBBT5420CG	1764	29	54	20	96	8
PBBT4820CG	1570	29	48	20	87	7
PBBT4220CG	1343	29	42	20	78	6

PBBT-T • Executive Bridge Top



PRODUCT CODE	PRICE	SIZE (INCHES)			WEIGHT LBS	VOL FT3
		H	W	D		
PBBT5422TCG	1294	1.3	54	22	64	9
PBBT4822TCG	1148	1.3	48	22	55	8
PBBT4222TCG	1008	1.3	42	22	46	7
PBBT5420TCG	1056	1.3	54	20	61	8
PBBT4820TCG	943	1.3	48	20	52	7
PBBT4220TCG	806	1.3	42	20	43	6

