

Philadelphia Price List

Effective January 2025 Canada



globalfurnituregroup.com

T
DISTRIBUTION









General Information

A

Where to Order / How to Order	A.6
Philadelphia Series Details	A.7
Edge Details	A.8
Grommet Specification	A.9
Locks	A.14
Tackboards	A.15
Lighting	A.16
General Installation	A.16
Maintenance	A.17
Limited Lifetime Warranty	A.17
Finish and Edge Options	A.19
Key Alike Form	A.21
Configurations	A.22

Desks

B

	PBMD-ED • Double Pedestal Bow Top Desk, Breakfront Style with FF on Left & BBF on Right B.1
	PBMD-DE • Double Pedestal Bow Top Desk, Breakfront Style with BBF on Left & FF on Right B.1
	PBID-ED • Double Pedestal Desk, Breakfront Style with FF on Left & BBF on Right B.2
	PBID-DE • Double Pedestal Desk, Breakfront Style with BBF on Left & FF on Right B.2
	PBMISR-D • Single Pedestal Bow Top Desk, Breakfront Style with BBF on Right B.2
	PBMISL-D • Single Pedestal Bow Top Desk, Breakfront Style with BBF on Left B.2
	PBISR-D • Single Pedestal Desk, Breakfront Style with BBF on Right B.2
	PBISL-D • Single Pedestal Desk, Breakfront Style with BBF on Left B.3
	PBQATB • Table Desk Queen Anne Style B.3
	PBDD • Connecting "D" Shaped Table Desk B.3
	PBDDFR • Right "D" Shaped Table Desk B.3



PBDDFL • Left "D" Shaped Table Desk B.3



PBTPOOR • Connecting "P" Shaped Table Desk B.4



PBTPOL • Connecting "P" Shaped Table Desk B.4



PBTPR • Connecting "P" Shaped Table Desk B.4



PBTPL • Connecting "P" Shaped Table Desk B.4



PBRPR • Connecting "P" Shaped Table Desk B.4



PBRPL • Connecting "P" Shaped Table Desk B.4

Returns

C



PBERR-E • Executive Return Right with FF Pedestal on Right C.1



PBERL-E • Executive Return Left with FF Pedestal on Left C.1



PBERR-D • Executive Return Right with BBF Pedestal on Right C.1



PBERL-D • Executive Return Left with BBF Pedestal on Left C.2



PBERR-24 • Executive Return Right, 24" deep C.2



PBERL-24 • Executive Return Left, 24" deep C.2



PBERR-22 • Executive Return Right, 22" deep C.2



PBERL-22 • Executive Return Left, 22" deep C.2

Piano Desks

D



PBDTPR • Right "D" Shaped Piano Table Desk D.1



PBDTPL • Left "D" Shaped Piano Table Desk D.1



PBTPPR • Right "P" Shaped Piano Table Desk D.1



PBTPLP • Left "P" Shaped Piano Table Desk D.1



PBEKR-ML • Right Extended Corner Table Desk with a 24" Return Connection D.2



PBEKL-ML • Left Extended Corner Table Desk with a 24" Return Connection D.2



PBVER • Right Linking Return D.2



PBVEL • Left Linking Return D.2



PBBTN • Bridge for Extended Piano Corner Units or Piano Shaped Desks D.3

Bridges

E



PBBT • Executive Bridge Top with Full Back Panel E.1



PBBT-T • Executive Bridge Top E.1

Credenzas

F



PBC-XX • Full Storage Credenza with Lat. File on Left & Storage Cabinet on Right F.1



PBC-XX • Full Storage Credenza with Storage Cabinet on Left & Lat. File on Right F.1



PBC-XX • Full Storage Credenza with 2 Sets of 36" or 30" Lat. Files
F.1



PBC-XXX • Full Storage Credenza with 3 Sets of 36" or 30" Lat. Files
F.2



PBC-XX • Full Storage Credenza with 2 Sets of Storage Cabinets
F.2



PBC-XXX • Full Storage Credenza with 3 Sets of Storage Cabinets
F.2



PBC-XXX • Full Storage Credenza with Lat. File, Storage Cabinet & Lat. File
F.2



PBC-XXX • Full Storage Credenza with BBF, Storage Cabinet & BBF
F.2



PBCK-EE • Double Pedestal Credenza with FF on Left and FF on Right
F.3



PBCK-DD • Double Pedestal Credenza with BBF on Left & BBF on Right
F.3



PBCK-ED • Double Pedestal Credenza with FF on Left & BBF on Right
F.3



PBCK-DE • Double Pedestal Credenza with BBF on Left & FF on Right
F.3



PBCR-E • Single Pedestal Credenza with FF on Right
F.3



PBCL-E • Single Pedestal Credenza with FF on Left
F.4



PBCR-D • Single Pedestal Credenza with BBF on Right
F.4



PBCL-D • Single Pedestal Credenza with BBF on Left
F.4



PBCR-F • Single Pedestal Credenza with 36" Lat. File on Right
F.4



PBCL-F • Single Pedestal Credenza with 36" Lat. File on Left
F.5



PBCR-G • Single Pedestal Credenza with Storage Cabinet on Right
F.5



PBCL-G • Single Pedestal Credenza with Storage Cabinet on Left
F.5



PBC • Credenza Shell with Full Back Panel
F.5

Corners & Components G



PBE-MR • Right Corner Table
G.1



PBE-ML • Left Corner Table
G.1



PBEK-MR • Right Corner Table with Inner Curve
G.1



PBEK-ML • Left Corner Table with Inner Curve
G.2



PBEKR • Right Extended Corner Table with 24" Return Connection
G.2



PBEKL • Left Extended Corner Table with 24" Return Connection
G.2



PBRT-NLR • Right Linking Bridge to join Corner Worksurface to Desk or Credenza
G.2



PBRT-NLL • Left Linking Bridge to join Corner Worksurface to Desk or Credenza
G.2



PBVR • Right Linking Return to be used with Corner Unit
G.3



PBVL • Left Linking Return to be used with Corner Unit
G.3



PBVT • Freestanding Table
G.3



PBV-1212-CT • Corner Filler Top
G.3

Modular Storage

H



PBW-F/N • Modular Lateral File
H.1



PBWZR • Modular Combination Storage
H.1



PBWZL • Modular Combination Storage
H.1



PBWOB • Modular Open Storage
H.1



PBW-G/M • Modular Storage Cabinet with Doors
H.2



PBW-D • Modular BBF Pedestal
H.2



PBW-E • Modular FF Pedestal
H.2



PBAS-WR • Decorative Base Trim Right
H.2



PBAS-WL • Decorative Base Trim Left
H.2



PBBA • Finished Back for Modular Pedestal
H.2

Hutches & Wall Mount



PB-SH36 • 36" High Storage Hutch with Wood Doors
I.1



PB-SH36G • 36" High Storage Hutch with Glass Doors
I.1



PB-SH36GDG • 36" High Storage Hutch with Glass & Wood Doors
I.2



PB-SH42 • 42" High Storage Hutch with Wood Doors
I.2



PB-SH42G • 42" High Storage Hutch with Glass Doors
I.2



PB-SH42GDG • 42" High Storage Hutch with Glass & Wood Doors
I.2



PB-SHP42 • 42" High Storage Hutch with Pigeon-Holes & Wood Doors
I.2



PB-SHP42G • 42" High Storage Hutch with Pigeon-Holes & Glass Doors
I.3



PB-SHP42GDG • 42" High Storage Hutch with Pigeon-Holes, Glass & Wood Doors
I.3



PB-2SH54 • 54" High Storage Hutch with Wood Doors
I.3



PB-2SH54G • 54" High Storage Hutch with Glass Doors
I.3



PB-2SH54GDG • 54" High Storage Hutch with Glass & Wood Doors
I.3



PB-2SHP54 • 54" High Storage Hutch with Pigeon-Holes & Wood Doors
I.4



PB-2SHP54G • 54" High Storage Hutch with Pigeon-Holes & Glass Doors
I.4



PB-2SHP54GDG • 54" High Storage Hutch with Pigeon-Holes, Glass & Wood Doors
I.4



PB-OB • Open Hutch
I.4



PB-BD • Hutch with Wood Doors
I.4



PB-BG • Hutch with Wood Framed Glass Doors
I.4



PB-BW • Hutch with Antique Brass Wire Mesh Wood Framed Doors
I.5

Freestanding Storage

J



PBWDB/WWDB • Freestanding BBF Pedestal
J.1



PBWDM/WWDM • Freestanding Mobile BBF Pedestal
J.1



PBF/N • Freestanding Lateral File
J.1



PBF-3/N-3 • Freestanding Lateral File with 3 Drawers
J.1



PBF-4/N-4 • Freestanding Lateral File with 4 Drawers
J.2



PBZR • Right Combination Storage
J.2



PBZL • Left Combination Storage
J.2



PBBD • Freestanding Storage Cabinet with Doors
J.2



PBOB • Freestanding Open Storage Cabinet
J.2



PBBx-3x15 • Open Bookcase with Adj. Shelves
J.2



PBAG • Magazine Shelf for use with Open Bookcase
J.3



PBBxR-1515 • Quarter Round Open Bookcase with Adj. Shelves
J.3



PBB7R • Quarter Round Open Bookcase with Adj. Shelves
J.3



PB1 • Storage Cabinet with Wood Doors & Adj. Shelves
J.3



PB2 • Wardrobe Cabinet with Doors, Coat Rack and Hat Shelf
J.4



PB6 • Storage Cupboard above Lat. File Cabinet with 4 Drawers
J.4



PB7 • Open Bookcase with Adj. Shelves
J.4



PB13 • Storage Cabinet with Doors & Adj. Shelves above 2 Lat. File Drawers
J.5



PB14 • Storage Cabinet with Doors & Adj. Shelf above 3 Lat. File Drawers
J.5



PB23 • Closed Storage Cabinet with Upper & Lower Split Doors and Adj. Shelves
J.5



PB25 • Cabinet with Doors, Storage with Adj. Shelves on Right & Wardrobe on Left
J.6

Accessories

K



SM • Metal Post Upgrade from SM03
K.1



PBTS • Tackboard for 36" High Non Pigeon-Hole Hutches
K.1



PBTSP-H23 • Tackboard for 42" & 54" High Pigeon-Hole Hutches
K.1



PBTS-H26 • Tackboard for 42" & 54" High Non Pigeon-Hole Hutches
K.1



PBP-H16 • Paper Organizer, Legal & Letter Format
K.1



LED • LED Light
K.2



GM5 • Rectangular Grommet - Metal
K.2



LO • Lock Assembly
K.2



WT-Single • Pull out writing Tray
K.2



WT-Double • Pull out writing Tray
K.2

WHERE TO ORDER / HOW TO USE THIS GUIDE

AREA	PHONE	FAX
Ontario (Except Ottawa)	905-470-0010	905-470-6262
Calgary, AB (Global Alberta - Calgary)	403-250-7770	403-250-7773
Edmonton, AB (Global Alberta - Edmonton)	780-444-8922	780-443-3913
Halifax, NS (Halifax)	902-422-7434	902-423-9924
Quebec, QC (Quebec)	418-653-6111	418-653-6151
Montreal, QC (Montreal)	514-866-4331	514-866-8567
Ottawa, ON (Ottawa)	613-234-2881	613-234-5350
Burnaby, BC (Global West)	604-432-1701	604-432-7475
Winnipeg, MB (Winnipeg - Saskatchewan)	204-925-3350	204-925-3356

Price and Product Guide Section: Features the actual product pricing and specification instructions. This section is divided into Desks, Returns, Bridges, Credenzas, Corners and Components, Modular Storage, Hutches, Wall Mounted Storage, and Freestanding Storage.

General Information: Includes subdivision sections of casegoods construction, varnish specification, veneers and wood solids, finishing process, general installation and hardware, maintenance, terms and conditions of sale, warranty and where to order.

ISO 9001:2015 Registered: The Descor Factory is ISO 9001:2015 registered for manufacturing procedures and practices of quality and quality control processes.

ISO 14001:2015 Registered: The Descor Factory is ISO 14001:2015 registered for environmental procedures and practices.

ANSI/BIFMA Certified: Descor casegoods have passed ANSI/BIFMA standards for product construction and durability.

FSC®: Forest Stewardship Council ®. Option available on all wood veneer products by special request.

BIFMA e3: Furniture sustainability level 3

Greenguard: All Descor Products are Greenguard certified

Price List Effective: January 2025

HOW TO ORDER A PRODUCT

Creating a correct and complete product number ensures clean orders and accurate information for the factory. Clean orders expedite order entry and factory order scheduling, thereby, saving days, sometimes weeks off potentially extended lead-times.

From product to product, there are different options available that affect the length, options and sequence of the order-string.

To view current wood, plastic laminate finish and fabric samples, please visit www.globalcontract.com.

To order actual wood, plastic laminate finish and fabric samples and cards, place request with the Global Marketing Department via fax at 416-667-0338 or via e-mail at literaturecdn@globalfurnituregroup.com.

Wood finish and LP Laminate samples are individual 3"x 5" chips and can be obtained through the above by request.

EXAMPLE - HOW TO SPECIFY

CODES: The price list uses a numbering system with meaningful alphanumeric characters to create a simple to understand product number. This makes specifying the product easy and accurate.

SPECIFICATION EXAMPLE OF A DESK UNIT

PRODUCT CODE:

PB MID 7242 EE

PB = Philadelphia Series

MID = Double Pedestal Desk, Breakfront Style with Bow Top

7242 = Size: Width x Depth

EE = Pedestal Configuration: E Pedestal Left and E Pedestal Right

G = Aluminum Framed Glass Modesty option on Breakfront Style

OPTIONS:

FINISH:

Choose Finish (e.g. MPW) - See Page A.19

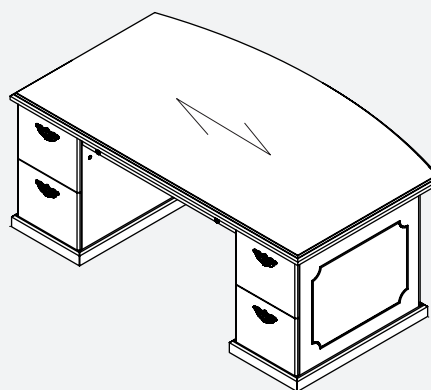
Optional Grommet Locations:

TL - Top Left

TR - Top Right

For Grommet Location see Page A.9

NOTE: Arrow indicates direction of grain.



PHILADELPHIA SERIES DETAILS

Series Detailing: Philadelphia detailing is traditional with a 1" overhang on all edges. Solid walnut, cherry, maple, oak that bands work surface perimeter is 1" wide by 1 3/8" thick for an overall thickness of 1 3/8". Philadelphia is a "top over pedestal" detailed series. Philadelphia is standard with a base. Floor storage unit bases (i.e. kick-plates on pedestals, lateral files, bookcases, etc.) are extended out over drawer faces and horizontally grained. Products that are normally positioned against walls, such as credenzas, have a self-edge veneered back edge detail. All primary faces have pin molding decorations.

Grommets: GM5 is the standard Philadelphia grommet.

Grommets are included standard with products where shown in the product line drawings. Otherwise, specify additional grommets where needed. See Grommet Specification details at Page A.9.

Locking: Locks are standard on all "below work surface level" drawer and door storage units with the exception of the pull-out tray units and single lateral file drawer combination tray/slot units. Combination storage unit comes with lock for file and lateral file drawer only, box drawers cannot lock. Lock colour will match the handle option. Locks are optional on all "above work surface level" closed storage.

Series Handles

All drawer fronts come with traditional antique brass finished handles centred on drawer faces. All cabinet doors come with knobs in the same finish.

For Optional Grommets:

GM5E (Black) \$91

CONSTRUCTION

Finish: Conversion varnish (similar to catalyzed lacquer, but tougher), 25° sheen. Descor does not buff or rub its finishes.

360° Finishing: All Descor wood casegood products are veneered and finished on the back sides (except modular under-surface storage - tops and backs are unfinished).

Veneers and Solids: Veneers and solids are Number One select, architectural grade "A" oak, walnut, cherry or maple. All Descor wood worksurface moulded edges are solid oak, walnut, cherry or maple.

Pedestals: Full-to-the-floor. Pedestals are fully assembled units that are either installed into desk and credenza shells, or available as modular units. Undersurface storage units include locks.

Drawer Suspensions: Pedestal drawer suspensions are metal ball bearing type. Both box and file drawers are full extension.

Drawer Construction: Drawer sides and bottoms are maple veneer plywood with dowel construction.

Drawer Fronts: The drawer front is an applied element to a four sided drawer. Drawer fronts are veneered on all surfaces except the vertical edges, which are solid oak, walnut, cherry and maple then routed with series detailing. Drawer fronts can be removed or replaced in the field.

Leveling Glides: Levelers have a 1" range of adjustment.

VENEERS AND WOOD SOLIDS

Descor provides high quality veneers and solids to our customers.

We procure wood globally but mainly in North America and Europe with a progressive approach towards sustainability. We ensure our vendors are protecting and maintaining the natural forests of origin.

Descor lays-up its own flat cut (cathedral pattern) in book matched set and patterns. Rift cut veneers are laid-up in a slip match method.

For additional information on veneer species, cuts and patterns please contact your customer service representative.

DESCOR CONVERSION VARNISH SPECIFICATIONS

Descor uses conversion varnish: It is among the most durable finishes used in the contract furniture industry (more durable than catalyzed lacquer).

Conversion varnish is a synthetic, catalyzed cured (chemically active) finish, containing UV inhibitors to slow the oxidizing (colour changing) effects of ultra-violet rays on wood.

Descor produces low 25° sheen. Low sheens are the most practical for commercial use as it doesn't show most scratches and are more easily touched-up than higher sheens.

Cures with heat, developed two ways:

- Chemically (catalyst reaction within the varnish itself)
- Line oven (approximately 140° F) accelerates finish curing and increases molecular density for a harder finish

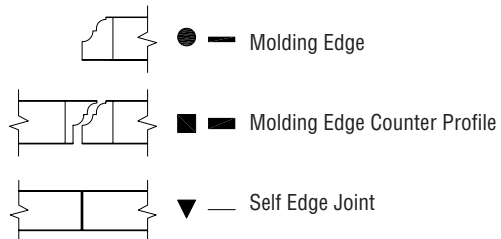
Conversion varnish has a component called "solids", produced by a combination of resins when the solvent evaporates. These solids float to the varnish surface, which is where they cure. These solids are the durable aspect of the finish.

Descor uses an "off-the-gun" technique with conversion varnish. This means the "solids" (the durable aspect of the finish) remain intact on the surface of the finish.


Descors standard finish on oak and walnut is open pore, on cherry and maple is semi-closed pore. If a full fill finish is required for walnut, cherry and maple tops, add the suffix "2" to the finish code and add 5% to the base pricing for each product.

Custom finish is available at an upcharge (See finishes and options section).

PHILADELPHIA EDGE DETAILS



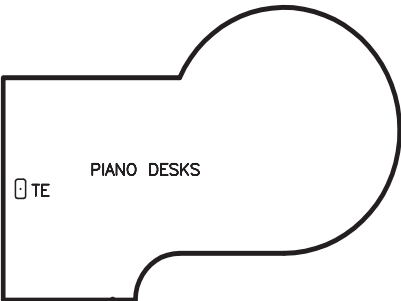
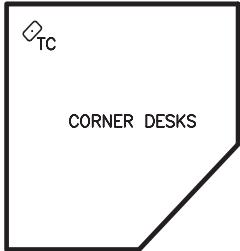
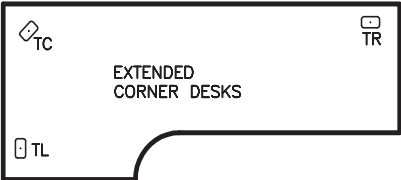
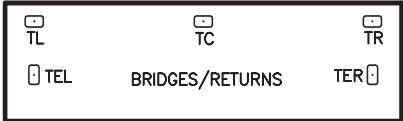

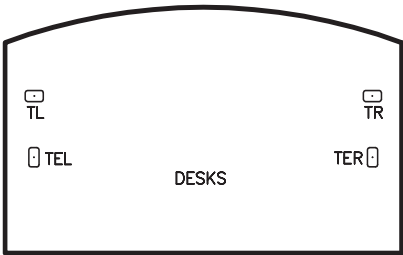

D - Desks and Credenzas
 B - Executive Bridges
 E - Executive Returns
 C - Corner Components
 L - Linking Bridges
 P - Piano Desks



Note: Refer to Price List Pages for appropriate coding and pricing. Custom configurations are available by requesting a quote.

GROMMET SPECIFICATION

Includes standard and optional Grommet Locations



Note:
- For pricing on optional Grommets refer to Page K.2. Custom configurations are available by requesting a quote.
- For TEL & TER location please contact Customer Service.

PHILADELPHIA DESKS AND CREDENZAS

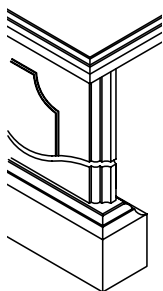
Can be ordered as a shell or with pedestals.

Hand of Rectangular Desk is determined by location of pedestal from user side.


Hand of "D" Top is determined by outward orientation of curved end from user projection.

Hand of "P" Top is determined by outward orientation of conference end from user projection.

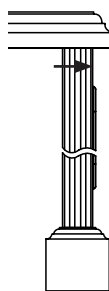
Isometric View



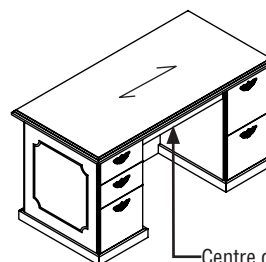
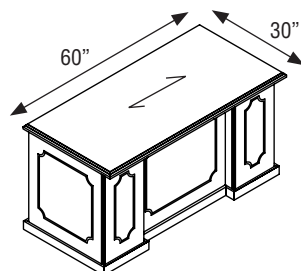
Side View -
1 3/8" Top



Front View -
1 3/16" Slab



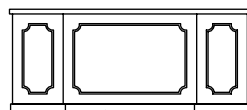
7/8"



Centre drawer standard
on Double Pedestal Desk

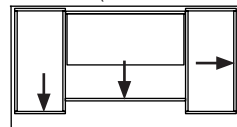
MODESTY PANEL CLEARANCE

PBID7236DE



Full Modesty

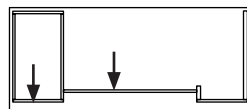
PBID7236 (7236 indicates Top size)



6" 9" on all models


7/8"

PBISR7230D



6" 7" on all models

PBDDFL7230 (Left shown)




6"

PBTPOL7242 (Left shown)



5"

PBC7220



7/8"

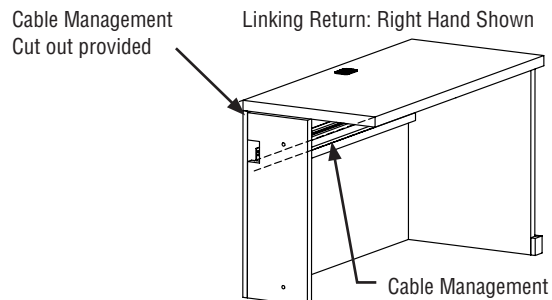
PHILADELPHIA PIANO DESKS AND LINKING RETURNS

All Desks are shipped assembled.

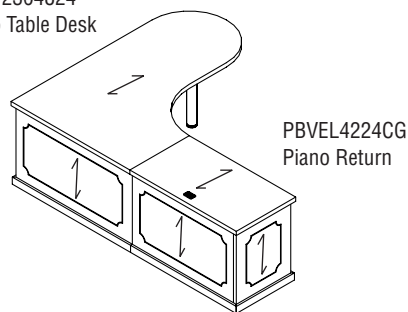
Units include standard Grommets shown and installed horizontal wire management.

Unit is handed by Post Leg.

Not for use with regular Corner Units.

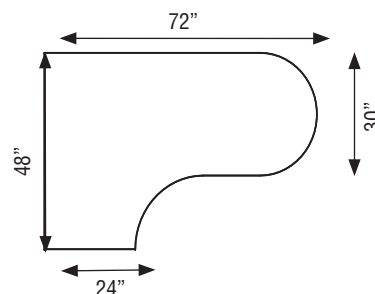
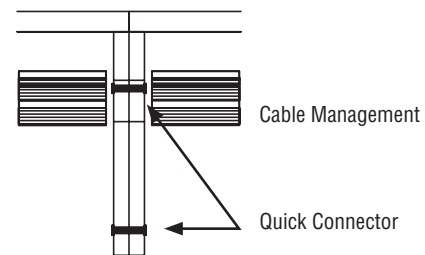


PBTDP72304824
"D" Piano Table Desk



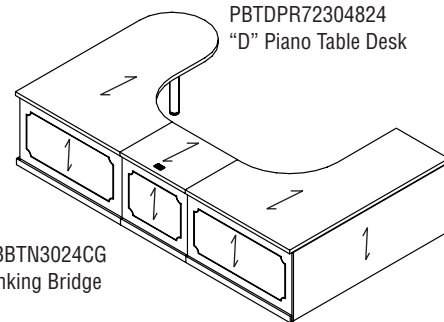
To remove Cross Grain veneer pattern on Top,
delete suffix "CG" from the Product Number Code.
(Available at no upcharge)

Supporting Slab Joining Structure



PBTDP72304824
"D" Piano Table Desk

PBBTN3024CG
Linking Bridge

**PHILADELPHIA EXECUTIVE BRIDGES**

Executive Bridge is used to connect a Desk to a Credenza.

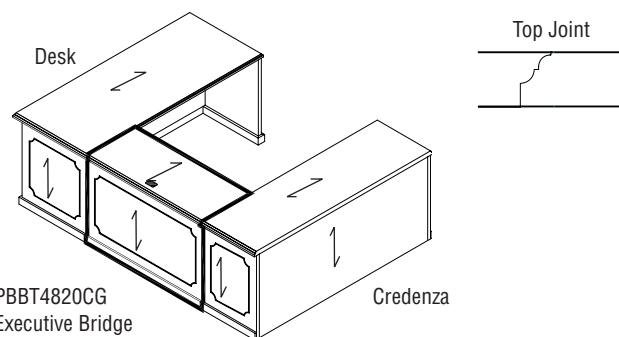
Not to be used with Corner Components or Piano Desks.

Three Back Panel options.

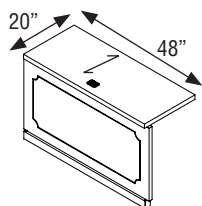
Back panel flush with end panels of Desk and Credenza.

Includes GM5 Grommet Top Centre.

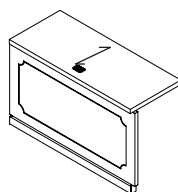
To remove Cross Grain veneer pattern on Top, de-
lete suffix "CG" from the Product Number Code.
(Available at no upcharge)



PBBT4820CG
Dimensions are actual



PBBT4820CG
Full Back Panel

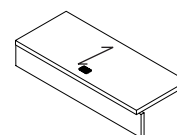


PBBT4820CG
Executive Bridge

PBBT4820TCG
Bridge Top only



PBBT4820Q8CG
8" Back Panel



GM5 Grommet
"Standard Location on Bridges"

PHILADELPHIA EXECUTIVE RETURNS

Executive Return is used to attach to a Single Pedestal Desk, Single Pedestal Credenza, Desk Shell or Credenza Shell.

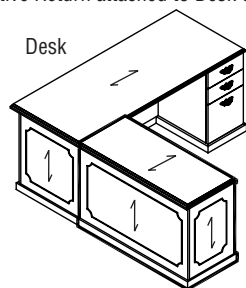
Can be specified as a Shell or with a Pedestal.

Back Panels are available as either full height or 8" from the underside of the worksurface.

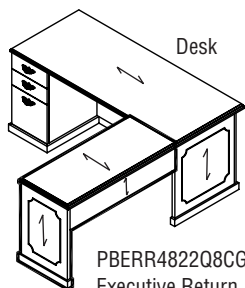
Hand of Executive Return is determined by location of full end panel from user side.

Hand of Desk or Credenza is determined by location of pedestal from user side.

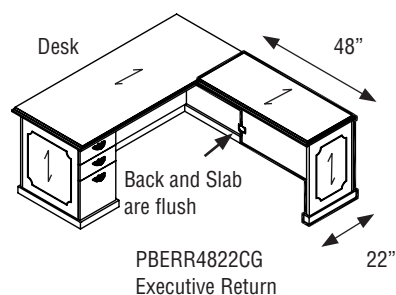
Executive Return attached to Desk or Credenza



PBRL4822CG
Executive Return



PBERR4822Q8CG
Executive Return



PBERR4822CG
Executive Return

To remove Cross Grain veneer pattern on Top, delete suffix "CG" from the Product Number Code. (Available at no upcharge)

PHILADELPHIA CORNER COMPONENTS

Corner Table is used to connect to Linking Bridge and Linking Credenza.

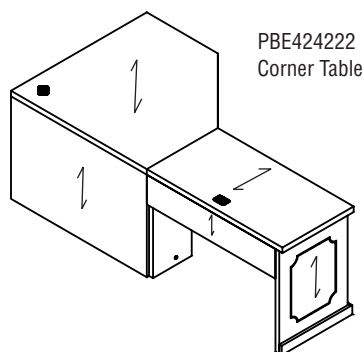
Cable management tray included.

Back Panels are available as either full height or 8" from the underside of the worksurface.

Hand of Linking Credenza is determined by location of full end panel from user side.

Hand of Extended Corner is determined by location of long narrow end from user side.

To remove Cross Grain veneer pattern on Top, delete suffix "CG" from the Product Number Code. (Available at no upcharge)

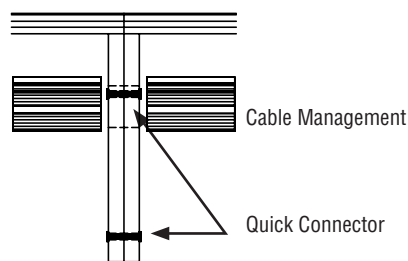


PBE424222
Corner Table

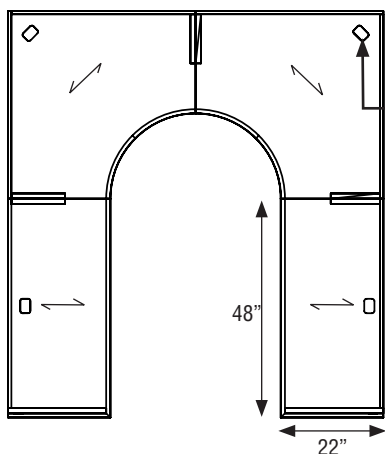
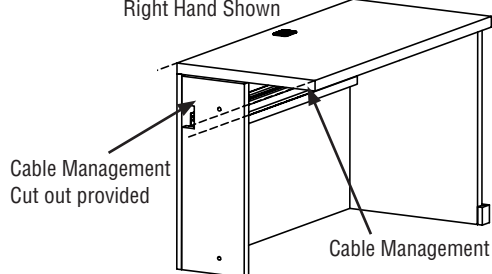
PBEK424222
Corner Table

PBEK424222
Corner Table

Supporting Slab Joining Structure



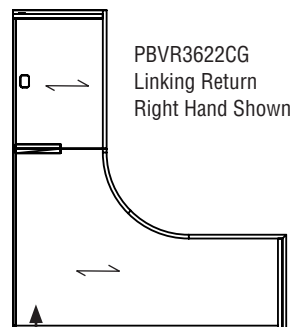
Linking Return
Right Hand Shown



PBVL4822CG
Linking Return

Grommet standard on all
Corners except Extended
Corners

PBVR4822CG
Linking Return



PBVR3622CG
Linking Return
Right Hand Shown

PBEKL724822
Extended Corner Table

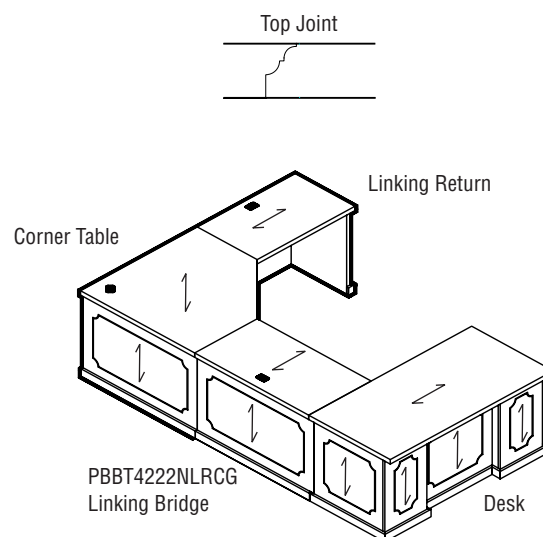
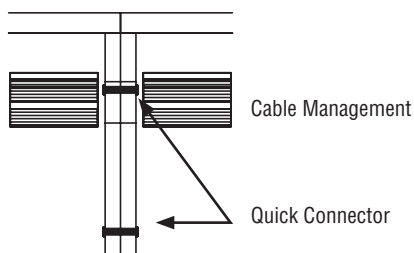
Grommet must be specified if required.
For Grommet Location see Page A.9

PHILADELPHIA LINKING BRIDGES

Linking Bridge is used to connect Corner Components to Single Pedestal Desk, Single Pedestal Credenza, Desk Shell or Credenza Shell.
Back panels are available as either full height or 8" from the underside of the worksurface.
Includes GM5 Grommet Top Centre.
Hand of Linking Bridge is determined by location of half end panel from user side.

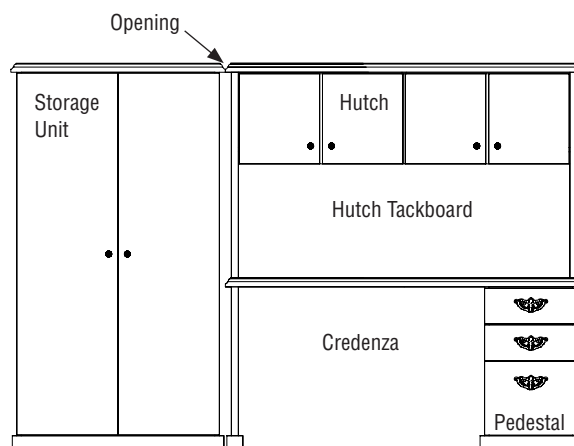
To remove Cross Grain veneer pattern on Top, delete suffix "CG" from the Product Number Code.
(Available at no upcharge)

Supporting Slab Joining Structure



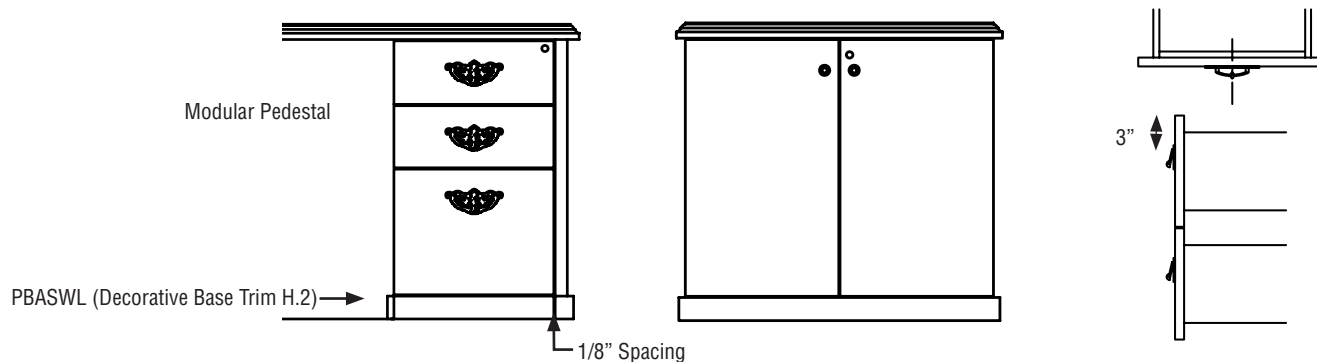
PHILADELPHIA SIDE BY SIDE COMPONENTS

Note: For a flush connection, please contact your Customer Service representative.



PHILADELPHIA MODULAR PEDESTALS AND HANDLES

Modular Pedestal for Philadelphia using "C" components.
SP700 spacer is required if two Modular Pedestals are placed side by side when there is no handles. Order as special.
Credenza shell cannot be completely filled up with modular components to create a full storage credenza.



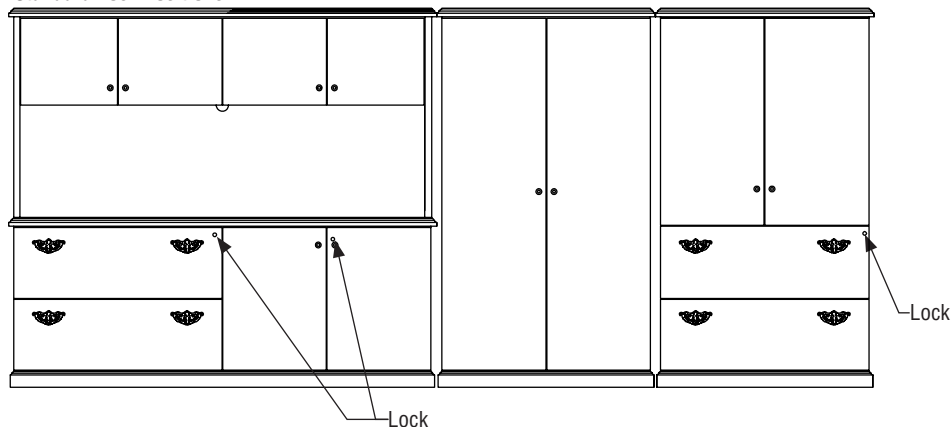
PHILADELPHIA LOCKS

Locking

Locks are Standard on all “below the work surface level” Drawer and Door Storage Units with the exception of the Pull-Out Tray Units and Single Lateral File Drawer Combination Tray/Slot Units

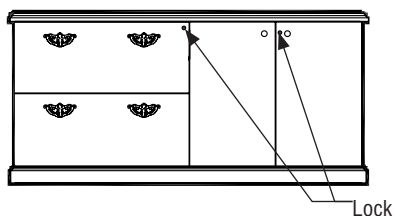
Locks are Optional on all “above the work surface level” Closed Storage Units. See Accessories Section Page K.2 for Lock Specification details.

Standard Lock Positions



PBCF7222

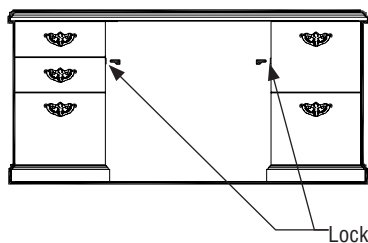
Full Storage Credenza: Locks are on the front.



PB7236DE

Double Pedestal Desk/Credenza:

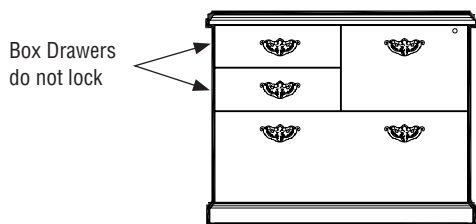
Lock for D and E Pedestals are on the inside Gable.



PBZR

Combination Storage Unit:

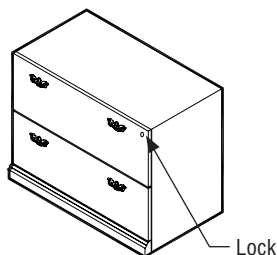
Lock for File and Lateral File Drawer only,
Box Drawers do not lock.



PBWF

Modular Furniture:

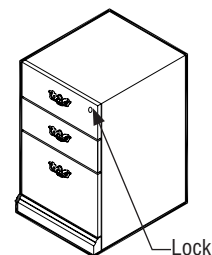
Lock is on the front.



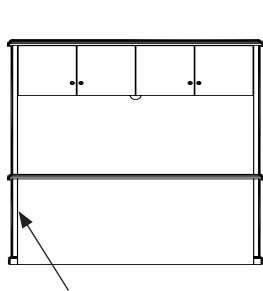
PBWD

Modular Furniture:

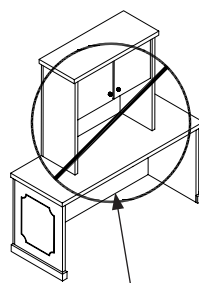
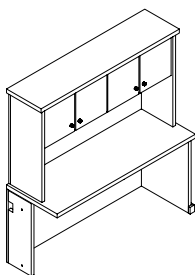
Lock is on the front.



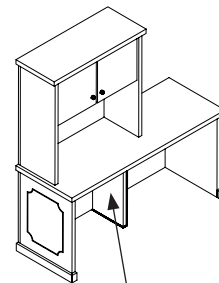
PHILADELPHIA HUTCH POSITIONING



There must be an end panel
under the hutch



Missing Support
NOT Recommended

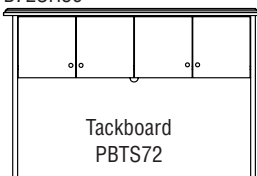


Add optional Support
SLAB12 (as Special)

PHILADELPHIA TACKBOARDS

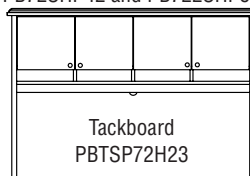
Tackboards for Storage Huches

PB72SH36



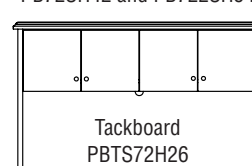
Tackboard
PBTS72

PB72SHP42 and PB722SHP54




Tackboard
PBTSP72H23

PB72SH42 and PB722SH54




Tackboard
PBTS72H26

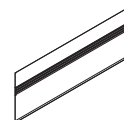
Tackboards with Accessory Rail



PBTSAS72

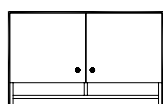


PBTSPAS72H23

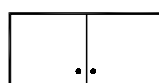


PBTSAS72H26

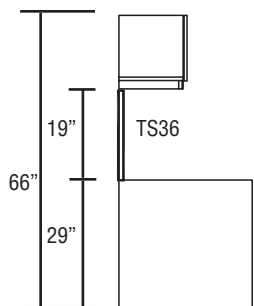
Tackboards for Wall Mount Overheads



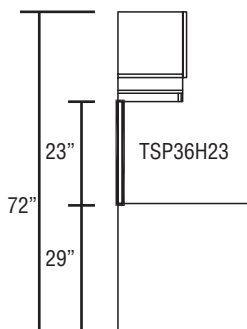
CSF36



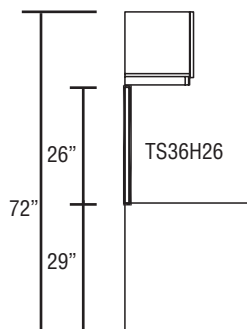
CSFP36



TS36



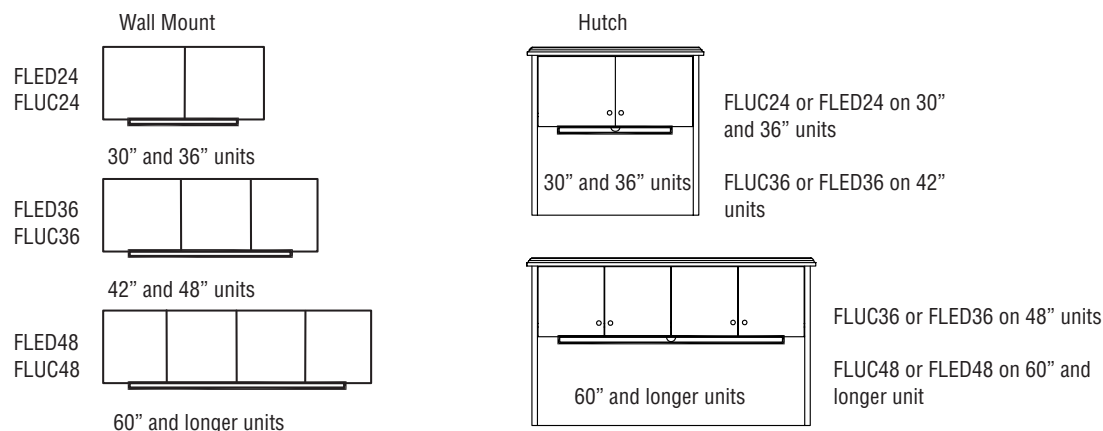
TSP36H23



TS36H26

PHILADELPHIA LIGHTING

Lighting for Hutches and Wall Mount Overheads.



GENERAL INSTALLATION AND HARDWARE

Uncartoning

Always uncarton wood office furniture with care. Never use a knife or sharp object of any kind to open cartons. Tear cartoning tape off by hand. Protective corner blocks, foam-wrap, and a bottom skid are included in the carton during shipping for protection.

Hardware: All necessary hardware for attaching furniture is included in the shipment. Actual wall-attachment fasteners for wall cabinets, Tackboards and Visual Boards are not included due to variable site conditions.

Hanging file rails: Pre-installed on file drawer perimeters and accommodates both legal and letter size filing.

Flat-plates: Are used to attach Bridges and Returns to Desks and are shipped pre-attached to the bottom of the Bridge or Return. Mini-flat-plates for securing Bridge Back Panels to Desk or Credenza End-panels, and quick connectors for securing modular Corner Units to adjacent pieces, are shipped along with screws in a plastic bag attached to the bottom of the Bridge or Return.

Caution: Using screws other than those supplied by Descor could result in damage to finished tops. Descor will not honor claims due to installation of incorrect hardware.

Installation:

Wall-mounted cabinets, Tackboards and Visual Boards: Are pre-attached with horizontal wall rails to the back of each unit. The wall-side components must be detached from the unit and fastened to the wall accordingly. Wall fasteners are not included due to the variable site conditions. Securing the wall rail to a vertical structural member is the required manner of installation. The Cabinet or Visual Board is then lowered on to the wall rail. It is important to level the wall rail before installation. Wall cabinets are equipped with levelers at the bottom of the back panels for proper cabinet alignment. Units with doors are equipped with adjustable European door hinges to assist in door alignment. It is required to use a #8 wood screw through the back of the cabinet and the wall-mounted rail, to further secure the wall attachment. Tackboards have vertical grooves in the back for tasklight wiring.

Hutches: Descor utilizes a non-marring method of Hutch attachment. They are installed with double faced tape applied to the bottom of the end panels. The tape is shipped in a plastic bag found in the Hutch. Removal of the Hutch requires moderate pressure to be applied on the top of the unit towards the wall for at least a minute for the pressure sensitive tape to release. At the dealer or installer's discretion, additional support may be added by installing flat-plates along the outside back of the attached units. These flat-plates are not included in the shipment.

Hutch tackboards: Factory installed.

Modular storage units: Have pre-drilled holes through the unfinished tops for securing to the bottom of the work surfaces. Screws and lock keys are included in a plastic bag fastened inside the pedestal. Installer should leave a 1/8" reveal between the Modular Storage Unit and the End panel. Disassemble the Modular Unit first before relocating the entire unit to avoid damage or bodily injuries.

Pedestal Spacers: Are required if the pedestals are placed side by side. A 1" gap is required between the modular pedestals to allow access to vertical fingerpulls. If required, order one "SP700".

5-sided corner tables: Join Bridge and Credenza run-offs, using the supplied quick-connectors. Recessed end-panels in these units are pre-drilled to accept quick-connectors for easy alignment. Accurate leveling is critical for these units to align and connect properly. Flat-plates are pre-attached to the work surface to secure to the desk unit.

Upon completing installation, wipe furniture with a damp cloth, followed by a dry soft cloth.

Leveling wood office furniture properly is the most important procedure to ensure proper functioning and alignment of drawers, locks and doors.

CARE AND MAINTENANCE GUIDE

Wood Caseloads Care: Descor furniture is constructed to strict specifications to ensure years of satisfied use. As with all wood products, certain care requirements and periodic maintenance are necessary in order to maintain the original new appearance and function.

Finish Protection: All clear wood finishes are susceptible to scratches from rough and abrasive objects, such as staples, paper clips, ceramic coffee mugs, flower pots, picture frames, etc. Computer equipment with rubber feet can also cause discoloration and softening of the finish due to petroleum distillates in the rubber.

Glass tops are the ultimate protection against scratch mishaps.

The most practical protection is the use of desk-pads or blotters, paper management bins, coasters, common sense caution with rough items, and adding pressure sensitive felt to the feet or bottoms of any potentially destructive item on the Desk.

Finish Care: Wax or polish should never be used on the catalyzed finish; they will give a greasy, cloudy or uneven appearance to the product. Descor's conversion varnish finish is best cleaned by wiping the surfaces with a damp cloth, followed by a soft dry cloth in the direction of the grain. If the surfaces are very dirty, use of a glass cleaning type of product is recommended.

Never use a silicon based product to dust or polish catalyzed finishes. Over time, silicon may disrupt the actual molecular composition of the finish and cause it to soften and become cloudy.

Additional Tips:

- Remove any spilled liquid immediately with a blotting, rather than a wiping motion.
- Do not drag or push objects or stacks of papers across any finely finished surface.
- Avoid exposing surfaces to extreme heat, cold or humidity.
- The surface finish may be burn resistant, however, the wood underneath the finish is not and can be charred by a burning cigarette or heat producing unit.
- Exposure to strong sunlight should be avoided. The surface finish is fade-proof, however, in spite of UV inhibitors in the finish, the wood underneath may change colour (patina) where extended exposure to sunlight exists. Natural or light finished species are especially susceptible to UV color change.
- Building maintenance and maintenance service management should be notified of the proper care instructions and procedures for your furniture to avoid damage and allow optimum appearance for years to come.
- Special care should be taken to protect wood furniture when other trades such as painters, electricians and telecommunications workers are present performing work.
- Drawer suspensions are lubricated prior to shipment. Periodic lubrication may be applied to the ball bearing housing with a high quality lubricant found in most hardware stores.
- Drawer alignment is achieved with proper leveling of desks and credenzas.
- Check leveling glides for adjustment if the furniture is moved.
- Modular furniture items, such as Desk Shells and Modular Pedestals **must be disassembled** prior to moving or relocating to avoid damage to the furniture.
- Hutch and wall cabinet doors may require field adjustment, from time to time, due to shifting weight load factors inside the cabinet.
- Touch-up of wood furniture should only be attempted by a qualified refinisher/touch-up technician. Contact your furniture dealer if this need should arise.

DESCOR LIMITED LIFETIME WARRANTY

Descor will, at no cost to the original purchaser and for as long as the original purchaser owns a Descor product repair or replace with a comparable product, at Descor's option, any part or product sold after January 01, 2001, which fails as a result of a defect in its design, materials or workmanship. For all purposes of this warranty, the term "purchaser" is defined as the entity or individual acquiring a new Descor product as the initial purchase thereof either from Descor or an authorized Descor dealer.

Exceptions to this warranty include:

- Descor warrants its products to be free from defects in materials and workmanship for a period of 10 years, of single shift service, from the date of delivery.
- Lighting products and grommets are warranted for one year from date of delivery.
- Custom electrical solutions may carry varying warranty coverage.
- Descor fabrics and wood veneers are warranted for 5 years from the date of delivery.
- Electrical components are warranted for 1 years from the date of delivery.
- Moving parts, which include, glides, slides, casters, user adjustable worksurface mechanism are warranted for 5 years from date of delivery.
- Descor warrants its products based on a single shift (40 hours/week). Usage beyond a single shift (40 hours/week) will result in a reduction in the warranty, in proportion to the increased usage.
- Pneumatic cylinders for any product, unless otherwise stated, are warranted for 10 years of single shift (40 hours/week) usage from date of delivery.

This warranty does not include:

- Customers Own Material or finishes applied to Descor products (which include graded in fabrics, which are treated as Customers Own Material).
- Wood Veneer being a natural material will have shade differences between veneer leaves. This will be more apparent between flitches. Fading on wood veneers can be caused by exposure to UV rays / sunlight.
- Wood colour, grain and stain acceptance, which may occur due to the natural elements of wood.
- Ballasts and light bulbs.
- Products which have been modified or which have not been installed or used according to Descor's application and installation guidelines or warnings.
- Products that must be replaced due to normal wear and tear, negligence, abuse, accidents or shipping damage.
- Products used for rental purposes.

In no event shall Descor be liable in either tort or contract for any loss or direct, special, incidental, consequential, or exemplary damages.

This warranty is the customer's sole remedy for product defect. Descor makes no warranties, including the express or implied warranties of merchantability and fitness purpose, other than the express warranties contain herein.

TERMS AND CONDITIONS OF SALE

Prices: Prices are subject to change without notice. All shipments are F.O.B. the plant unless otherwise indicated. All taxes are extra.

Terms: Merchandise shall be invoiced when shipped and payment is due 30 days after invoice date.

Orders: All orders are subject to acceptance by Descor head office and to the Terms of Sale which appear in current price lists.

Returns: Merchandise may not be returned without prior written consent. Upon approval, a minimum restocking charge of 35% shall be deducted from the credit note, in addition to any expense incurred should reconditioning be necessary. Return shipping must be prepaid.

Cancellations: All orders are considered firm and not subject to cancellation without our documented approval. Cancellation charges may be required based on expenses incurred during order processing.

Carriers: All shipments shall normally be made through the Buyer's specified carrier. Otherwise Descor shall use its best judgment in selecting a carrier. Prepay and Add Service Charge to cover cost of processing prepaid freight bills, a charge of \$30.00 per shipment will be made. This amount will be included in the "Freight Charges" invoiced by Descor.

Liability: Every effort is employed to effect secure packing for shipment. Descor's liability ends when the carrier issues a clear receipt, acknowledging automatically that the shipment has been received in good condition.

Claims: It is required that all merchandise be carefully examined by recipient before issuance of clear receipt to carrier. Should the shipment arrive unsound or incomplete, have carrier make proper notation on the delivery receipt and original freight bill as to discrepancy before accepting shipment. Any claim for damage or shortage must be filed by you with the delivering carrier. Descor will not accept return of merchandise damaged in transit.

Changes and Cancellations: Descor reserves the right to institute changes with regard to materials, equipment, specification and designs, as well as to discontinue models at any time without prior notice.

After the date of Descor's acknowledgement of a Purchaser's order, the order may not be changed or cancelled by Purchaser without the written consent of Descor. Special order items already in production are not subject to change or cancellation under any circumstances. Other standard items already in production are subject to a minimum 35% restocking charge, based on list price. A higher percentage may apply, depending on the stage of production.

Finishes: Descor veneers and solid woods are carefully selected for colour, tone and grain. Since the distinctive characteristics and nature of wood cause variations, exact matches are not always possible.

Shipping Weight: All shipping weights and cubic sizes as indicated are approximate.

Dimensions: Are approximate. Please contact Descor for specific dimensions required.

FINISH OPTIONS

Group 1 Finishes (Standard Finishes)

Finish Code	Colour	Veneer Type	Veneer Cut
BTW	Biscotti	White Oak	Rift
JAW	Java	White Oak	Rift
CRW	Coral	White Oak	Rift
EVW	Evening Oak	White Oak	Rift
GRW	Grey on Oak	White Oak	Rift
MTW	Milestone	White Oak	Rift
CAW	Cacao Walnut	Walnut	Flat
DWW	Dark Walnut	Walnut	Flat
EWV	Espresso Walnut	Walnut	Flat
LTW	Latte Walnut	Walnut	Flat
MHW	Mahogany on Walnut	Walnut	Flat
WLW	Walnut	Walnut	Flat
NLW	Natural Walnut	Walnut	Flat
ULW	Umber Walnut	Walnut	Flat
ACW	Amber Cherry	Cherry	Flat
DCW	Dark Cherry	Cherry	Flat
RCW	Red Cherry	Cherry	Flat
WCW	Warm Cherry	Cherry	Flat
AMW	Almond Cherry	Cherry	Flat
VNW	Vintage Cherry	Cherry	Flat
HAW	Hazelnut	Maple	Flat
MPW	Natural Maple	Maple	Flat
WMW	White Maple	Maple	Flat

Metal Finishes

Finish Code	Colour
E	Black
K	Tungsten (Silver)
P	Brushed Chrome
DWT	Designer White

Full Fill available (Add 5% upcharge to the List Price)

Walnut Tops	Add suffix "2" to the end of the finish code
Cherry Tops	Add suffix "2" to the end of the finish code
Maple Tops	Add suffix "2" to the end of the finish code

Custom Staining (Please Contact Customer Service)

up to \$50,000	Add \$375 Flat Fee and 15% to the List Price
\$50,000 and \$200,000	Add 15% upcharge to the List Price
over \$200,000	No upcharge

Special Finish Options

Custom Veneers	Please contact Customer Service for selection and pricing
Laminate Inlays	Please contact Customer Service - Surcharges may apply
FSC option available	Please contact Customer Service - No upcharge

Solid Colours on MDF

Finish Code	Colour	
BLK	Black	Solid Colour
BZD	Blizzard	Solid Colour
CGY	Custom Grey	Solid Colour
DWT	Designer White	Solid Colour
MSM	Moss	Solid Colour
SEM	Sienna	Solid Colour
SPM	Spice	Solid Colour
SRM	Surt	Solid Colour
SDT	Stonedust	Solid Colour
SOG	Storm Grey (Charcoal)	Solid Colour

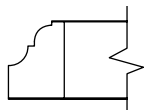
Glass Finish (For Glass Doors and Modesty Panels)

Bronze Glass	Standard
Clear glass	Please contact Customer Service

Descor Collection Products are Greenguard certified.


- For Decorative Modesty Panels and Plinth used on VGTCUS, VGRCUS, VGLCUS, VGCKCUS and LEC-CURV at no upcharge
- For Doors, Drawer Fronts and Decorative Panels (two tone finish) upcharge 15%

EDGE




Philadelphia Edge:

HANDLE



PL40
Brass Pull, 4 1/2"



DK25
Knob on Uppers

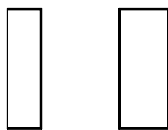
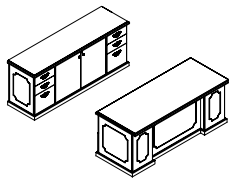
TACKBOARD FABRICS - GRADE 1

Tackboards are standard in Global Furniture Group Grade 1 panel textiles, please refer to the following website for the current offering.

<https://www.globalfurnituregroup.com/ca/workplace>

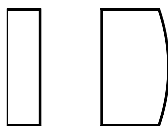
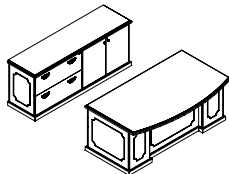
To find Panel Textiles choose the Resources tab and click on Textiles. Select Panel Textiles Grade 1 for standard offering.

PB-01



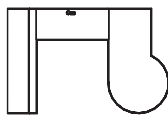
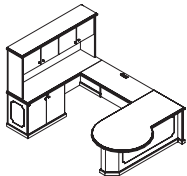
QUANTITY	CODE	DESCRIPTION	PRICE
1	PBID7230DE	Double Pedestal Desk, Breakfront Style with BBF on Left & FF on Right	8295
1	PBC7220DGD	Full Storage Credenza with BBF, Storage Cabinet & BBF	6934
TOTAL			\$15,229

PB-02



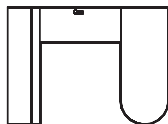
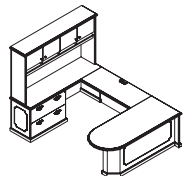
QUANTITY	CODE	DESCRIPTION	PRICE
1	PBMID7242ED	Double Pedestal Bow Top Desk, Breakfront Style with FF on Left & BBF on Right	9735
1	PBC7220FG	Full Storage Credenza with Lat. File on Left & Storage Cabinet on Right	5913
TOTAL			\$15,649

PB-03

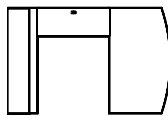
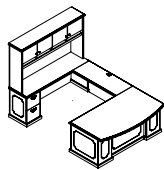


QUANTITY	CODE	DESCRIPTION	PRICE
1	PB72SH36	36" High Storage Hutch with Wood Doors	4522
1	PBCL7220G	Single Pedestal Credenza with Storage Cabinet on Left	4905
1	PBTPO7242	Connecting "P" Shaped Table Desk	6103
1	PBBT4820CG	Executive Bridge Top with Full Back Panel	1681
TOTAL			\$17,211

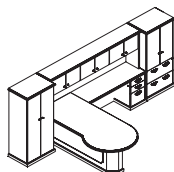
PB-04



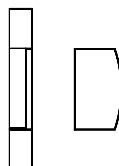
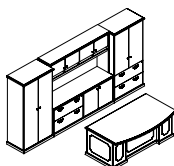
QUANTITY	CODE	DESCRIPTION	PRICE
1	PBDDFR7230	Right "D" Shaped Table Desk with 45° Angled Modesty Panel and End Panel	5080
1	PBCL7220F	Single Pedestal Credenza with 36" Lat. File on Left	5456
1	PBBT4820CG	Executive Bridge Top with Full Back Panel	1681
1	PB72SHP42	42" High Storage Hutch with Pigeon-Holes & Wood Doors	6334
TOTAL			\$18,551

PB-05

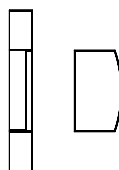
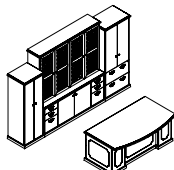
QUANTITY	CODE	DESCRIPTION	PRICE
1	PBCL7220E	Single Pedestal Credenza with FF on Left	4697
1	PBMiSR7242D	Single Pedestal Bow Top Desk, Breakfront Style with BBF on Right	7036
1	PBBT4820CG	Executive Bridge Top with Full Back Panel	1681
1	PB72SHP42	42" High Storage Hutch with Pigeon-Holes & Wood Doors	6334
TOTAL			\$19,749

PB-06

QUANTITY	CODE	DESCRIPTION	PRICE
1	PB13D24W30H65	Cabinet with Wood Doors, 2 shelves, 2 File Drawers	6050
1	PBTPOL8442	Left "P" Shaped Table Desk with Angled Modesty	6593
1	PBERR6024DCG	Executive Return with Box, Box, File	4535
1	PB96SH36	Closed 36" High Storage Hutch with Wood Doors	6027
1	PB1D24W30H65	Storage Cabinets with Wood Doors 4 Shelves	4889
TOTAL			\$28,094

PB-07

QUANTITY	CODE	DESCRIPTION	PRICE
1	PB13D20W36H72	Storage Cabinet with Doors & Adj. Shelves above 2 Lat. File Drawers	6571
1	PB72SHP42	42" High Storage Hutch with Pigeon-Holes & Wood Doors	6334
1	PB2D20W36H72	Wardrobe Cabinet with Doors, Coat Rack and Hat Shelf	4608
1	PBMID7242ED	Double Pedestal Bow Top Desk, Breakfront Style with FF on Left & BBF on Right	9735
1	PBC7220FG	Full Storage Credenza with Lat. File on Left & Storage Cabinet on Right	5913
TOTAL			\$33,163

PB-08

QUANTITY	CODE	DESCRIPTION	PRICE
1	PB1D20W24H65	Storage Cabinet with Wood Doors & Adj. Shelves	3249
1	PB13D24W30H72	Storage Cabinet with Doors & Adj. Shelves above 2 Lat. File Drawers	6599
1	PBMID7242ED	Double Pedestal Bow Top Desk, Breakfront Style with FF on Left & BBF on Right	9735
1	PBC7220DGD	Full Storage Credenza with BBF, Storage Cabinet & BBF	6934
1	PB72BW54	Hutch with Antique Brass Wire Mesh Wood Framed Doors	10162
TOTAL			\$36,677

DESKS • TECHNICAL INFORMATION**Double Pedestal Desks:**

- All Double Pedestal Desks are shipped assembled.
- Kneewell locking standard and keyed alike.
- Comes with centre drawer standard.
- For optional pull out writing tray, please specify WT, list \$382.

Single Pedestal Desks:

- All Single Pedestal Desks are shipped assembled.
- Kneewell locking standard.
- For optional pull out writing tray, please specify WT, list \$191.

“D” and “P” Shaped Desks:

- All “D” and “P” Shaped Desks are shipped assembled.

“D” and “P” Shaped Connecting Desks:

- All “D” and “P” Runoff Desks are shipped knocked down.
- Veneer pattern is cross grained.
- To remove Cross Grain veneer pattern on Top, delete suffix “CG” from the Product Number Code. (Available at no upcharge)

DESKS • GUIDELINES FOR ORDERING PRODUCT

CODES: The price list uses a numbering system with meaningful alphanumeric characters to create a simple-to-understand product number. This makes specifying the product easy and accurate.

SPECIFICATION EXAMPLE OF A DESK UNIT**PRODUCT CODE:**

PBMD8442ED

PB = Philadelphia Series

MD = Double Pedestal Bow Top Desk, with Breakfront Style

8442 = Size: Width x Depth

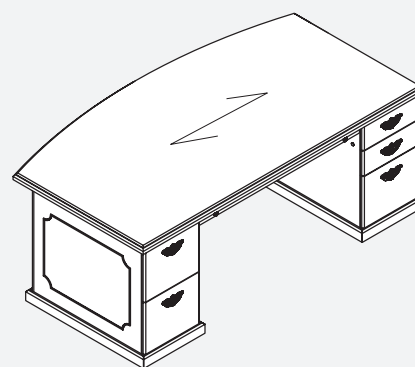
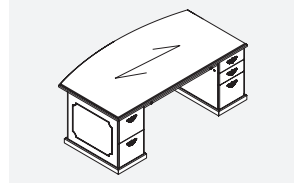
ED = Pedestal Configuration: FF on Left & BBF on Right

FINISH: Choose Finish**Optional Grommet Locations:**

TL - Top Left

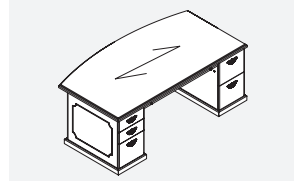
TR - Top Right

For Grommet Location see Page A.9

NOTE: Arrow indicates direction of grain.**PBMID-ED • Double Pedestal Bow Top Desk, Breakfront Style with FF on Left & BBF on Right**

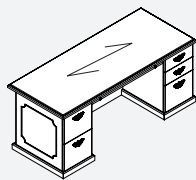
PRODUCT CODE	PRICE	SIZE (INCHES)			WEIGHT LBS	VOL FT ³
		H	W	D		
PBMID8442ED	11216	29	84	42	443	59
PBMID7842ED	10474	29	78	42	412	55
PBMID7242ED	9735	29	72	42	380	51
PBMID6636ED	9466	29	66	36	340	40

- Inset Full Height Modesty Panel

PBMID-DE • Double Pedestal Bow Top Desk, Breakfront Style with BBF on Left & FF on Right

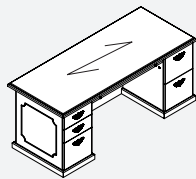
PRODUCT CODE	PRICE	SIZE (INCHES)			WEIGHT LBS	VOL FT ³
		H	W	D		
PBMID8442DE	11216	29	84	42	443	59
PBMID7842DE	10474	29	78	42	412	55
PBMID7242DE	9735	29	72	42	380	51
PBMID6636DE	9466	29	66	36	340	40

- Inset Full Height Modesty Panel

PBID-ED • Double Pedestal Desk, Breakfront Style with FF on Left & BBF on Right

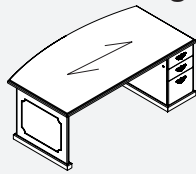
PRODUCT CODE	PRICE	SIZE (INCHES)			WEIGHT LBS	VOL FT3
		H	W	D		
PBID8442ED	9667	29	84	42	442	59
PBID7842ED	9037	29	78	42	421	55
PBID7236ED	8408	29	72	36	375	44
PBID7230ED	8295	29	72	30	345	36
PBID6636ED	8295	29	66	36	360	40
PBID6630ED	8178	29	66	30	330	33
PBID6030ED	7945	29	60	30	315	30

- Inset Full Height Modesty Panel

PBID-DE • Double Pedestal Desk, Breakfront Style with BBF on Left & FF on Right

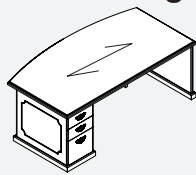
PRODUCT CODE	PRICE	SIZE (INCHES)			WEIGHT LBS	VOL FT3
		H	W	D		
PBID8442DE	9667	29	84	42	442	59
PBID7842DE	9037	29	78	42	421	55
PBID7236DE	8408	29	72	36	375	44
PBID7230DE	8295	29	72	30	345	36
PBID6636DE	8295	29	66	36	360	40
PBID6630DE	8178	29	66	30	330	33
PBID6030DE	7945	29	60	30	315	30

- Inset Full Height Modesty Panel

PBMISR-D • Single Pedestal Bow Top Desk, Breakfront Style with BBF on Right

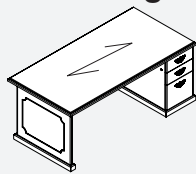
PRODUCT CODE	PRICE	SIZE (INCHES)			WEIGHT LBS	VOL FT3
		H	W	D		
PBMISR8442D	8204	29	84	42	452	59
PBMISR7842D	7617	29	78	42	337	55
PBMISR7242D	7035	29	72	42	322	51
PBMISR6636D	6763	29	66	36	290	40

- Inset Full Height Modesty Panel

PBMISL-D • Single Pedestal Bow Top Desk, Breakfront Style with BBF on Left

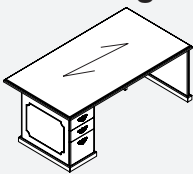
PRODUCT CODE	PRICE	SIZE (INCHES)			WEIGHT LBS	VOL FT3
		H	W	D		
PBMISL8442D	8204	29	84	42	452	59
PBMISL7842D	7617	29	78	42	337	55
PBMISL7242D	7035	29	72	42	322	51
PBMISL6636D	6763	29	66	36	290	40

- Inset Full Height Modesty Panel

PBISR-D • Single Pedestal Desk, Breakfront Style with BBF on Right

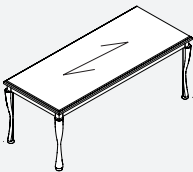
PRODUCT CODE	PRICE	SIZE (INCHES)			WEIGHT LBS	VOL FT3
		H	W	D		
PBISR8442D	7835	29	84	42	387	59
PBISR7842D	7272	29	78	42	366	55
PBISR7236D	5754	29	72	36	320	44
PBISR7230D	5499	29	72	30	290	36
PBISR6636D	5499	29	66	36	305	40
PBISR6630D	5246	29	66	30	275	33
PBISR6030D	5014	29	60	30	260	30

- Inset Full Height Modesty Panel

PBISL-D • Single Pedestal Desk, Breakfront Style with BBF on Left

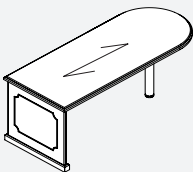
PRODUCT CODE	PRICE	SIZE (INCHES)			WEIGHT LBS	VOL FT3
		H	W	D		
PBISL8442D	7835	29	84	42	387	59
PBISL7842D	7272	29	78	42	366	55
PBISL7236D	5754	29	72	36	320	44
PBISL7230D	5499	29	72	30	290	36
PBISL6636D	5499	29	66	36	305	40
PBISL6630D	5246	29	66	30	275	33
PBISL6030D	5014	29	60	30	260	30

- Inset Full Height Modesty Panel

PBQATB • Table Desk Queen Anne Style

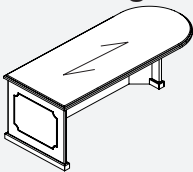
PRODUCT CODE	PRICE	SIZE (INCHES)			WEIGHT LBS	VOL FT3
		H	W	D		
PBQATB8442	9111	29	84	42	272	59
PBQATB7842	8540	29	78	42	253	55
PBQATB7236	6915	29	72	36	205	44
PBQATB7230	6230	29	72	30	192	36
PBQATB6636	6230	29	66	36	192	40
PBQATB6630	5481	29	66	30	188	33
PBQATB6030	4887	29	60	30	171	30

- Inset Full Height Modesty Panel

PBDD • Connecting “D” Shaped Table Desk

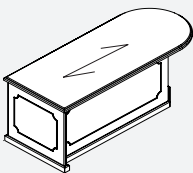
PRODUCT CODE	PRICE	SIZE (INCHES)			WEIGHT LBS	VOL FT3
		H	W	D		
PBDD8436	5117	29	84	36	343	51
PBDD7236	4382	29	72	36	294	44
PBDD7230	4071	29	72	30	264	36
PBDD6636	4071	29	66	36	245	40
PBDD6030	3911	29	60	30	225	30

- Wood Column Support and Full End Panel

PBDDFR • Right “D” Shaped Table Desk

PRODUCT CODE	PRICE	SIZE (INCHES)			WEIGHT LBS	VOL FT3
		H	W	D		
PBDDFR8436	6282	29	84	36	367	51
PBDDFR7236	5386	29	72	36	320	44
PBDDFR7230	5079	29	72	30	290	36
PBDDFR6636	5079	29	66	36	271	40
PBDDFR6030	4918	29	60	30	247	30

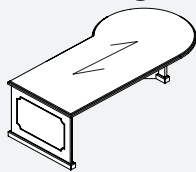
- With 45°Angled Modesty and End Panel

PBDDFL • Left “D” Shaped Table Desk

PRODUCT CODE	PRICE	SIZE (INCHES)			WEIGHT LBS	VOL FT3
		H	W	D		
PBDDFL8436	6282	29	84	36	367	51
PBDDFL7236	5386	29	72	36	320	44
PBDDFL7230	5079	29	72	30	290	36
PBDDFL6636	5079	29	66	36	271	40
PBDDFL6030	4918	29	60	30	247	30

- With 45°Angled Modesty and End Panel

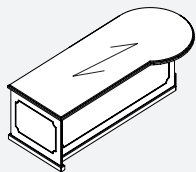
PBTPOR • Right Connecting “P” Shaped Table Desk



PRODUCT CODE	PRICE	SIZE (INCHES)			WEIGHT LBS	VOL FT ³
		H	W	D		
PBTPOR9642	7537	29	96	42	317	68
PBTPOR8442	6592	29	84	42	277	59
PBTPOR7242	6103	29	72	42	211	51

- With 45°Angled Modesty and End Panel

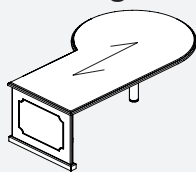
PBTPOL • Left Connecting “P” Shaped Table Desk



PRODUCT CODE	PRICE	SIZE (INCHES)			WEIGHT LBS	VOL FT ³
		H	W	D		
PBTPOL9642	7537	29	96	42	317	68
PBTPOL8442	6592	29	84	42	277	59
PBTPOL7242	6103	29	72	42	211	51

- With 45°Angled Modesty and End Panel

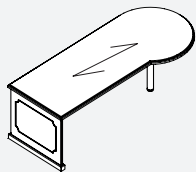
PBTPR • Right Connecting “P” Shaped Table Desk



PRODUCT CODE	PRICE	SIZE (INCHES)			WEIGHT LBS	VOL FT ³
		H	W	D		
PBTPR9642	6388	29	96	42	440	68
PBTPR8442	5589	29	84	42	385	59
PBTPR7242	5095	29	72	42	319	51

- Wood Column Support and Full End Panel

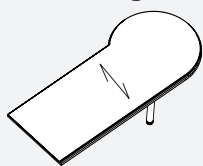
PBTPL • Left Connecting “P” Shaped Table Desk



PRODUCT CODE	PRICE	SIZE (INCHES)			WEIGHT LBS	VOL FT ³
		H	W	D		
PBTPL9642	6388	29	96	42	440	68
PBTPL8442	5589	29	84	42	385	59
PBTPL7242	5095	29	72	42	319	51

- Wood Column Support and Full End Panel

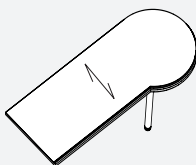
PBRPR • Right Connecting “P” Shaped Table Desk



PRODUCT CODE	PRICE	SIZE (INCHES)			WEIGHT LBS	VOL FT ³
		H	W	D		
PBRPR9642CG	6056	29	96	42	239	68
PBRPR8442CG	5301	29	84	42	209	59
PBRPR7242CG	4540	29	72	42	143	51

- Wood Column Support

PBRPL • Left Connecting “P” Shaped Table Desk



PRODUCT CODE	PRICE	SIZE (INCHES)			WEIGHT LBS	VOL FT ³
		H	W	D		
PBRPL9642CG	6056	29	96	42	239	68
PBRPL8442CG	5301	29	84	42	209	59
PBRPL7242CG	4540	29	72	42	143	51

- Wood Column Support

RETURNS • TECHNICAL INFORMATION

- All Returns are shipped assembled.
- Kneewell locking standard.
- All Returns have Cross Grain veneer pattern.
- To remove Cross Grain veneer pattern on Top, delete suffix "CG" from the product Code. (Available at no upcharge)

RETURNS • GUIDELINES FOR ORDERING PRODUCT

CODES: The price list uses a numbering system with meaningful alphanumeric characters to create a simple-to-understand product number. This makes specifying the product easy and accurate.

SPECIFICATION EXAMPLE OF A RETURN

PRODUCT CODE:

PBERR7224ECG

PB = Philadelphia Series

ERR = Executive Return Right

7224 = Size: Width x Depth

E = Pedestal Configuration: FF Pedestal

CG = Cross Grain

FINISH: Choose Finish

Optional Grommet Locations:

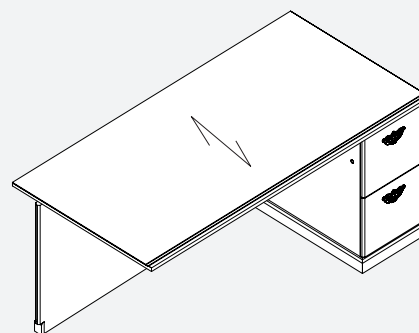
TL - Top Left

TR - Top Right

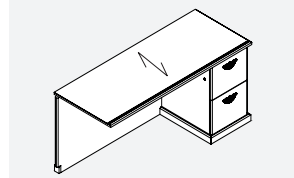
TC - Top Centre

For Grommet Location see Page A.9

NOTE: Arrow indicates direction of grain.



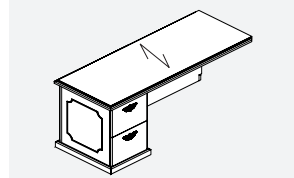
PBERR-E • Executive Return Right with FF Pedestal on Right



PRODUCT CODE	PRICE	SIZE (INCHES)			WEIGHT LBS	VOL FT3
		H	W	D		
PBERR7224ECG	5173	29	72	24	250	29
PBERR6624ECG	4985	29	66	24	236	27
PBERR6024ECG	4534	29	60	24	227	24
PBERR5424ECG	4368	29	54	24	205	22
PBERR4824ECG	3882	29	48	24	185	19
PBERR4224ECG	3735	29	42	24	178	17

- Full Height Flush Back Panel

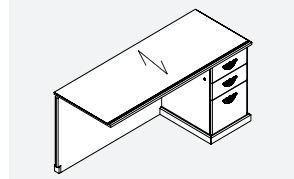
PBERL-E • Executive Return Left with FF Pedestal on Left



PRODUCT CODE	PRICE	SIZE (INCHES)			WEIGHT LBS	VOL FT3
		H	W	D		
PBERL7224ECG	5173	29	72	24	250	29
PBERL6624ECG	4985	29	66	24	236	27
PBERL6024ECG	4534	29	60	24	227	24
PBERL5424ECG	4368	29	54	24	205	22
PBERL4824ECG	3882	29	48	24	185	19
PBERL4224ECG	3735	29	42	24	178	17

- Full Height Flush Back Panel

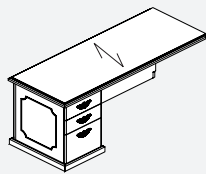
PBERR-D • Executive Return Right with BBF Pedestal on Right



PRODUCT CODE	PRICE	SIZE (INCHES)			WEIGHT LBS	VOL FT3
		H	W	D		
PBERR7224DCG	5173	29	72	24	250	29
PBERR6624DCG	4985	29	66	24	236	27
PBERR6024DCG	4534	29	60	24	227	24
PBERR5424DCG	4368	29	54	24	205	22
PBERR4824DCG	3882	29	48	24	185	19
PBERR4224DCG	3735	29	42	24	178	17

- Full Height Flush Back Panel

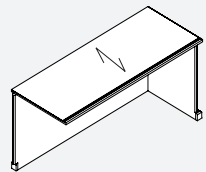
PBRL-D • Executive Return Left with BBF Pedestal on Left



PRODUCT CODE	PRICE	SIZE (INCHES)			WEIGHT LBS	VOL FT3
		H	W	D		
PBRL7224DCG	5173	29	72	24	250	29
PBRL6624DCG	4985	29	66	24	236	27
PBRL6024DCG	4534	29	60	24	227	24
PBRL5424DCG	4368	29	54	24	205	22
PBRL4824DCG	3882	29	48	24	185	19
PBRL4224DCG	3735	29	42	24	178	17

• Full Height Flush Back Panel

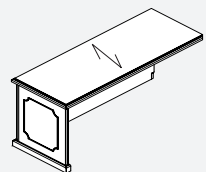
PBERR-24 • Executive Return Right, 24" deep



PRODUCT CODE	PRICE	SIZE (INCHES)			WEIGHT LBS	VOL FT3
		H	W	D		
PBERR7224CG	2900	29	72	24	135	29
PBERR6624CG	2660	29	66	24	127	27
PBERR6024CG	2419	29	60	24	120	24
PBERR5424CG	2170	29	54	24	112	22
PBERR4824CG	1935	29	48	24	105	19
PBERR4224CG	1690	29	42	24	97	17

• Full Height Flush Back Panel

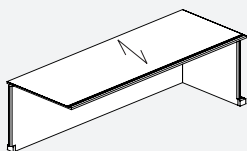
PBRL-24 • Executive Return Left, 24" deep



PRODUCT CODE	PRICE	SIZE (INCHES)			WEIGHT LBS	VOL FT3
		H	W	D		
PBRL7224CG	2900	29	72	24	135	29
PBRL6624CG	2660	29	66	24	127	27
PBRL6024CG	2419	29	60	24	120	24
PBRL5424CG	2170	29	54	24	112	22
PBRL4824CG	1935	29	48	24	105	19
PBRL4224CG	1690	29	42	24	97	17

• Full Height Flush Back Panel

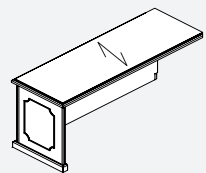
PBERR-22 • Executive Return Right, 22" deep



PRODUCT CODE	PRICE	SIZE (INCHES)			WEIGHT LBS	VOL FT3
		H	W	D		
PBERR7222CG	2763	29	72	22	130	27
PBERR6622CG	2532	29	66	22	122	24
PBERR6022CG	2305	29	60	22	115	22
PBERR5422CG	2070	29	54	22	105	20
PBERR4822CG	1845	29	48	22	100	18
PBERR4222CG	1610	29	42	22	90	16

• Full Height Flush Back Panel

PBRL-22 • Executive Return Left, 22" deep



PRODUCT CODE	PRICE	SIZE (INCHES)			WEIGHT LBS	VOL FT3
		H	W	D		
PBRL7222CG	2763	29	72	22	130	27
PBRL6622CG	2532	29	66	22	122	24
PBRL6022CG	2305	29	60	22	115	22
PBRL5422CG	2070	29	54	22	105	20
PBRL4822CG	1845	29	48	22	100	18
PBRL4222CG	1610	29	42	22	90	16

• Full Height Flush Back Panel

PIANO DESKS • TECHNICAL INFORMATION

- All Desks are shipped assembled.
- Units include installed horizontal wire management.
- Unit is handed by Post Leg.
- Not for use with Regular Corner Units.
- For Cross Grain veneer pattern on Top, add "CG" to code.
- If Grommet colour is not specified Black Grommet is standard.

PIANO DESKS • GUIDELINES FOR ORDERING PRODUCT

CODES: The price list uses a numbering system with meaningful alphanumeric characters to create a simple-to-understand product number. This makes specifying the product easy and accurate.

SPECIFICATION EXAMPLE OF A PIANO DESK UNIT

PRODUCT CODE:

PBTDP72304824

PB = Philadelphia Series

TDP = Piano "D" Shaped Table Desk

R = Right Configuration

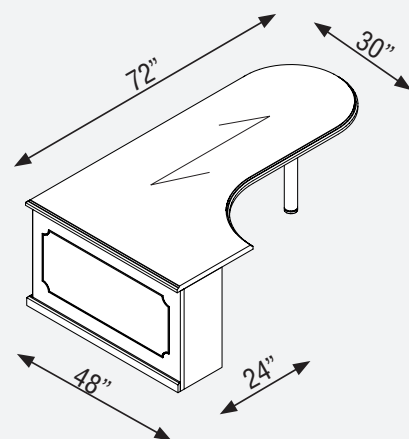
7230 = Size of Worksurface: Width x Depth

4824 = Size of End x Depth of Return Connection

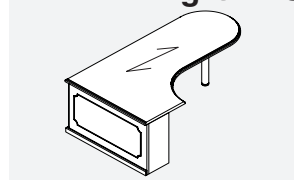
FINISH: Choose Finish**Optional Grommet Locations:**

TE - Top End

For Grommet Location see Page A.9

NOTE: Arrow indicates direction of grain.

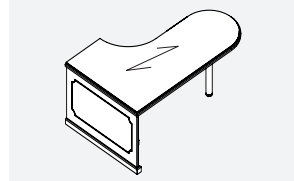
PBTDP72304824 • Right "D" Shaped Piano Table Desk



PRODUCT CODE	PRICE	SIZE (INCHES)			WEIGHT LBS	VOL FT3
		H	W	D		
PBTDP72304824	6643	29	96	48	464	77
PBTDP72304824	5911	29	84	48	406	68
PBTDP72304824	5175	29	72	48	348	58

- Wood Column Support and Full End Panel, 30" Deep Work Surface Extension and 24" Return Connection

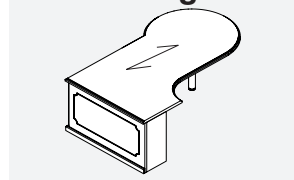
PBTDP72304824 • Left "D" Shaped Piano Table Desk



PRODUCT CODE	PRICE	SIZE (INCHES)			WEIGHT LBS	VOL FT3
		H	W	D		
PBTDP72304824	6643	29	96	48	464	77
PBTDP72304824	5911	29	84	48	406	68
PBTDP72304824	5175	29	72	48	348	58

- Wood Column Support and Full End Panel, 30" Deep Work Surface Extension and 24" Return Connection

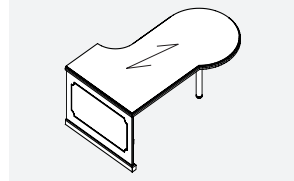
PBTDP72304824 • Right "P" Shaped Piano Table Desk



PRODUCT CODE	PRICE	SIZE (INCHES)			WEIGHT LBS	VOL FT3
		H	W	D		
PBTDP72304824	7580	29	96	54	580	97
PBTDP72304824	6777	29	84	54	508	85
PBTDP72304824	6283	29	72	54	435	73

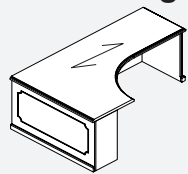
- Wood Column Support and Full End Panel, with 42"/30" Work Surface and 24" Return Connection

PBTDP72304824 • Left "P" Shaped Piano Table Desk

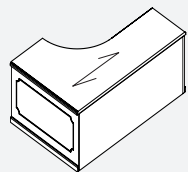


PRODUCT CODE	PRICE	SIZE (INCHES)			WEIGHT LBS	VOL FT3
		H	W	D		
PBTDP72304824	7580	29	96	54	580	97
PBTDP72304824	6777	29	84	54	508	85
PBTDP72304824	6283	29	72	54	435	73

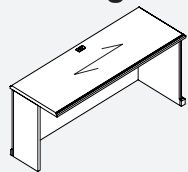
- Wood Column Support and Full End Panel, with 42"/30" Work Surface and 24" Return Connection

PBEKR-ML • Right Extended Corner Table Desk with a 24" Return Connection

PRODUCT CODE	PRICE	SIZE (INCHES)			WEIGHT LBS	VOL FT3
		H	W	D		
PBEKR489624ML	7217	29	96	48	387	77
PBEKR489024ML	6816	29	90	48	363	73
PBEKR488424ML	6735	29	84	48	338	68
PBEKR487824ML	6700	29	78	48	314	63
PBEKR487224ML	6368	29	72	48	290	58
PBEKR486624ML	5936	29	66	48	266	52
PBEKR486024ML	5503	29	60	48	242	48

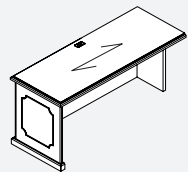
PBEKL-MR • Left Extended Corner Table Desk with a 24" Return Connection

PRODUCT CODE	PRICE	SIZE (INCHES)			WEIGHT LBS	VOL FT3
		H	W	D		
PBEKL964824MR	7217	29	96	48	387	77
PBEKL904824MR	6816	29	90	48	363	73
PBEKL844824MR	6735	29	84	48	338	68
PBEKL784824MR	6700	29	78	48	314	63
PBEKL724824MR	6368	29	72	48	290	58
PBEKL664824MR	5936	29	66	48	266	52
PBEKL604824MR	5503	29	60	48	242	48

PBVER • Right Linking Return

PRODUCT CODE	PRICE	SIZE (INCHES)			WEIGHT LBS	VOL FT3
		H	W	D		
PBVER9624CG	4385	29	96	24	200	39
PBVER9024CG	4112	29	90	24	187	36
PBVER8424CG	3838	29	84	24	174	34
PBVER7824CG	3562	29	78	24	162	31
PBVER7224CG	3290	29	72	24	149	29
PBVER6624CG	3087	29	66	24	141	27
PBVER6024CG	2886	29	60	24	132	24
PBVER5424CG	2723	29	54	24	121	22
PBVER4824CG	2557	29	48	24	115	19
PBVER4224CG	2154	29	42	24	99	17
PBVER3624CG	2080	29	36	24	83	15
PBVER3024CG	2064	29	30	24	77	12
PBVER2424CG	1713	29	24	24	61	10

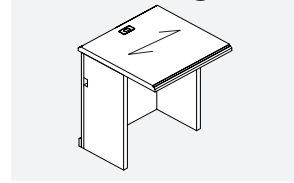
• Used in Conjunction with Extended Piano Corner Units or Piano Shaped Desks

PBVEL • Left Linking Return

PRODUCT CODE	PRICE	SIZE (INCHES)			WEIGHT LBS	VOL FT3
		H	W	D		
PBVEL9624CG	4385	29	96	24	200	39
PBVEL9024CG	4112	29	90	24	187	36
PBVEL8424CG	3838	29	84	24	174	34
PBVEL7824CG	3562	29	78	24	162	31
PBVEL7224CG	3290	29	72	24	149	29
PBVEL6624CG	3087	29	66	24	141	27
PBVEL6024CG	2886	29	60	24	132	24
PBVEL5424CG	2723	29	54	24	121	22
PBVEL4824CG	2557	29	48	24	115	19
PBVEL4224CG	2154	29	42	24	99	17
PBVEL3624CG	2080	29	36	24	83	15
PBVEL3024CG	2064	29	30	24	77	12
PBVEL2424CG	1713	29	24	24	61	10

• Used in Conjunction with Extended Piano Corner Units or Piano Shaped Desks

PBBTN • Bridge for Extended Piano Corner Units or Piano Shaped Desks



PRODUCT CODE	PRICE	SIZE (INCHES)			WEIGHT LBS	VOL FT3
		H	W	D		
PBBTN4824CG	2482	29	48	24	110	19
PBBTN4224CG	2080	29	42	24	94	17
PBBTN3624CG	2003	29	36	24	79	15
PBBTN3024CG	1961	29	30	24	72	12
PBBTN2424CG	1648	29	24	24	56	10
PBBTN1824CG	1237	29	18	24	43	8
PBBTN1224CG	822	29	12	24	29	5

BRIDGES • TECHNICAL INFORMATION

- All Bridges are shipped knockdown.
- Not for use with Corner Units.
- To remove Cross Grain veneer pattern on Top, delete suffix "CG" from the product Number Code. (Available at no upcharge)
- GM5 TC location is standard.
- If Grommet colour is not specified Black Grommet is standard.

BRIDGES • GUIDELINES FOR ORDERING PRODUCT

CODES: The price list uses a numbering system with meaningful alphanumeric characters to create a simple-to-understand product number. This makes specifying the product easy and accurate.

SPECIFICATION EXAMPLE OF A BRIDGE UNIT

PRODUCT CODE:

PBBT6024CG
 PB = Philadelphia Series
 BT = Bridge Top
 6022 = Size: Width x Depth
 CG = Cross Grain

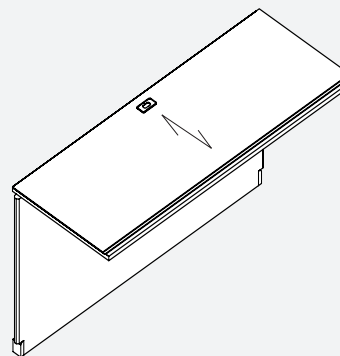
FINISH: Choose Finish

Optional Grommet Locations (Additional):

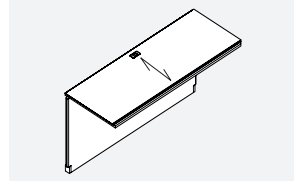
TL - Top Left
 TR - Top Right

For Grommet Location see Page A.9

NOTE: Arrow indicates direction of grain.

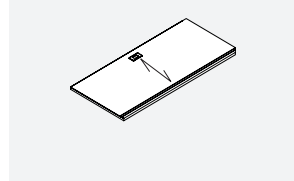


PBBT • Executive Bridge Top with Full Back Panel



PRODUCT CODE	PRICE	SIZE (INCHES)			WEIGHT LBS	VOL FT3
		H	W	D		
PBBT6022CG	2558	29	60	22	108	10
PBBT5422CG	2309	29	54	22	99	9
PBBT4822CG	2051	29	48	22	90	8
PBBT4222CG	1790	29	42	22	81	7
PBBT6020CG	2098	29	60	20	105	8
PBBT5420CG	1887	29	54	20	96	8
PBBT4820CG	1680	29	48	20	87	7
PBBT4220CG	1437	29	42	20	78	6

PBBT-T • Executive Bridge Top



PRODUCT CODE	PRICE	SIZE (INCHES)			WEIGHT LBS	VOL FT3
		H	W	D		
PBBT5422TCG	1385	1.3	54	22	64	9
PBBT4822TCG	1228	1.3	48	22	55	8
PBBT4222TCG	1079	1.3	42	22	46	7
PBBT5420TCG	1130	1.3	54	20	61	8
PBBT4820TCG	1009	1.3	48	20	52	7
PBBT4220TCG	862	1.3	42	20	43	6

CREDENZAS • TECHNICAL INFORMATION

- All Credenzas are shipped assembled.
- All Storage Cabinets include one adjustable shelf per set of doors.
- "F" and "G" depict 36" and "M" and "N" depict 30".
- "F" and "N" indicate lateral file drawers and "G" and "M" indicate storage cabinets with doors.
- Credenza Shells accept Modular Storage. Use Modular Storage for top support allowing no more than 72" unsupported.
- Credenza Shells with a width of 96" and more will have a 12" middle support gable.
- For PBCF7220 and PBCF6020, standard face locking for cabinet and lateral file.

CREDENZAS • GUIDELINES FOR ORDERING PRODUCT

CODES: The price list uses a numbering system with meaningful alphanumeric characters to create a simple-to-understand product number. This makes specifying the product easy and accurate.

SPECIFICATION EXAMPLE OF A CREDENZA UNIT

PRODUCT CODE:

PBC7220FG

PB = Philadelphia Series

C = Full Storage Credenza

7220 = Size: Width x Depth

F = 36" Lateral File Drawer

G = 36" Storage Cabinet w/doors

FINISH: Choose Finish

Optional Grommet Locations:

TL - Top Left

TR - Top Right

TC - Top Centre

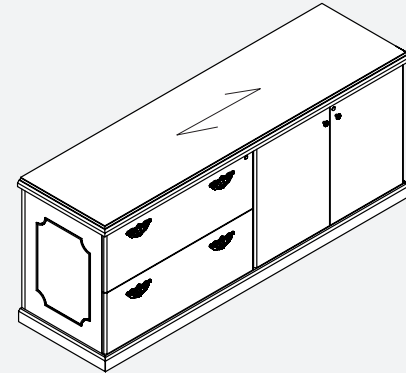
BL - Back Left

BR - Back Right

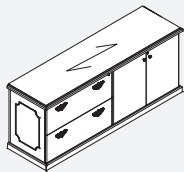
BC - Back Centre

For Grommet Location see Page A.9

NOTE: Arrow indicates direction of grain.

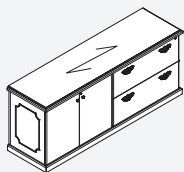


PBC-XX • Full Storage Credenza with Lat. File on Left & Storage Cabinet on Right



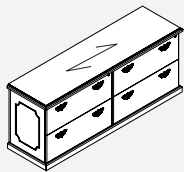
PRODUCT CODE	PRICE	SIZE (INCHES)			WEIGHT LBS	VOL FT3
		H	W	D		
PBC7220FG	5913	29	72	20	272	24
PBC6020NM	4924	29	60	20	220	20

PBC-XX • Full Storage Credenza with Storage Cabinet on Left & Lat. File on Right



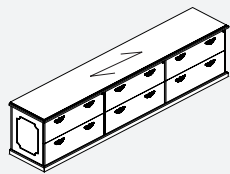
PRODUCT CODE	PRICE	SIZE (INCHES)			WEIGHT LBS	VOL FT3
		H	W	D		
PBC7220GF	5913	29	72	20	272	24
PBC6020MN	4924	29	60	20	220	20

PBC-XX • Full Storage Credenza with 2 Sets of 36" or 30" Lat. Files



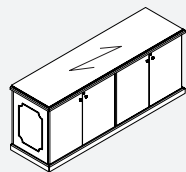
PRODUCT CODE	PRICE	SIZE (INCHES)			WEIGHT LBS	VOL FT3
		H	W	D		
PBC7220FF	7564	29	72	20	287	24
PBC6020NN	6618	29	60	20	205	20

PBC-xxx • Full Storage Credenza with 3 Sets of 36" or 30" Lat. Files



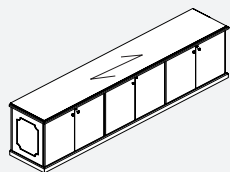
PRODUCT CODE	PRICE	SIZE (INCHES)			WEIGHT LBS	VOL FT ³
		H	W	D		
PBC10820FFF	12699	29	108	20	412	36
PBC9020NNN	10584	29	90	20	337	30

PBC-xx • Full Storage Credenza with 2 Sets of Storage Cabinets



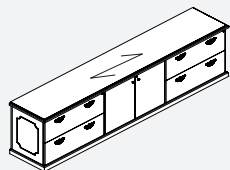
PRODUCT CODE	PRICE	SIZE (INCHES)			WEIGHT LBS	VOL FT ³
		H	W	D		
PBC7220GG	5613	29	72	20	253	24
PBC6020MM	4908	29	60	20	209	20

PBC-xxx • Full Storage Credenza with 3 Sets of Storage Cabinets



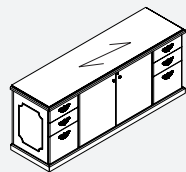
PRODUCT CODE	PRICE	SIZE (INCHES)			WEIGHT LBS	VOL FT ³
		H	W	D		
PBC10820GGG	10121	29	108	20	278	36
PBC9020MMM	8437	29	90	20	228	30

PBC-xxx • Full Storage Credenza with Lat. File, Storage Cabinet & Lat. File



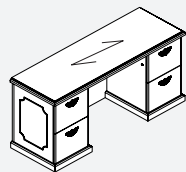
PRODUCT CODE	PRICE	SIZE (INCHES)			WEIGHT LBS	VOL FT ³
		H	W	D		
PBC10824FGF	14238	29	108	24	479	44
PBC9024NMN	11863	29	90	24	399	36
PBC10820FGF	11841	29	108	20	388	36
PBC9020NMN	9864	29	90	20	321	30

PBC-XXX • Full Storage Credenza with BBF, Storage Cabinet & BBF



PRODUCT CODE	PRICE	SIZE (INCHES)			WEIGHT LBS	VOL FT ³
		H	W	D		
PBC7224DGD	7957	29	72	24	319	29
PBC6024DGD	7294	29	60	24	266	24
PBC7220DGD	6933	29	72	20	298	24
PBC6020DGD	6068	29	60	20	246	20

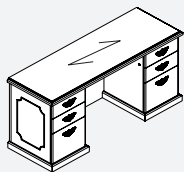
PBCK-EE • Double Pedestal Credenza with FF on Left and FF on Right



PRODUCT CODE	PRICE	SIZE (INCHES)			WEIGHT LBS	VOL FT ³
		H	W	D		
PBCK8424EE	8316	29	84	24	348	34
PBCK7824EE	7724	29	78	24	319	31
PBCK7224EE	7134	29	72	24	280	29
PBCK6624EE	7023	29	66	24	261	27
PBCK6024EE	6537	29	60	24	238	24
PBCK8420EE	7249	29	84	20	307	28
PBCK7820EE	6731	29	78	20	285	26
PBCK7220EE	6213	29	72	20	267	24
PBCK6620EE	5692	29	66	20	244	22
PBCK6020EE	5178	29	60	20	220	20

- Full Height Back Panel
- Knee Space

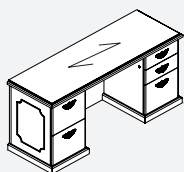
PBCK-DD • Double Pedestal Credenza with BBF on Left & BBF on Right



PRODUCT CODE	PRICE	SIZE (INCHES)			WEIGHT LBS	VOL FT3
		H	W	D		
PBCK8424DD	8316	29	84	24	348	34
PBCK7824DD	7724	29	78	24	319	31
PBCK7224DD	7134	29	72	24	280	29
PBCK6624DD	7023	29	66	24	261	27
PBCK6024DD	6537	29	60	24	238	24
PBCK8420DD	7249	29	84	20	307	28
PBCK7820DD	6731	29	78	20	285	26
PBCK7220DD	6213	29	72	20	267	24
PBCK6620DD	5692	29	66	20	244	22
PBCK6020DD	5178	29	60	20	220	20

- Full Height Back Panel
- Knee Space

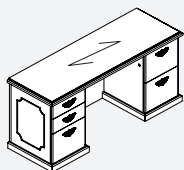
PBCK-ED • Double Pedestal Credenza with FF on Left & BBF on Right



PRODUCT CODE	PRICE	SIZE (INCHES)			WEIGHT LBS	VOL FT3
		H	W	D		
PBCK8424ED	8316	29	84	24	348	34
PBCK7824ED	7724	29	78	24	319	31
PBCK7224ED	7134	29	72	24	280	29
PBCK6624ED	7023	29	66	24	261	27
PBCK6024ED	6537	29	60	24	238	24
PBCK8420ED	7249	29	84	20	307	28
PBCK7820ED	6731	29	78	20	285	26
PBCK7220ED	6213	29	72	20	267	24
PBCK6620ED	5692	29	66	20	244	22
PBCK6020ED	5178	29	60	20	220	20

- Full Height Back Panel
- Knee Space

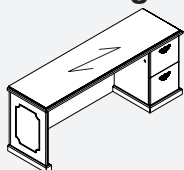
PBCK-DE • Double Pedestal Credenza with BBF on Left & FF on Right



PRODUCT CODE	PRICE	SIZE (INCHES)			WEIGHT LBS	VOL FT3
		H	W	D		
PBCK8424DE	8316	29	84	24	348	34
PBCK7824DE	7724	29	78	24	319	31
PBCK7224DE	7134	29	72	24	280	29
PBCK6624DE	7023	29	66	24	261	27
PBCK6024DE	6537	29	60	24	238	24
PBCK8420DE	7249	29	84	20	307	28
PBCK7820DE	6731	29	78	20	285	26
PBCK7220DE	6213	29	72	20	267	24
PBCK6620DE	5692	29	66	20	244	22
PBCK6020DE	5178	29	60	20	220	20

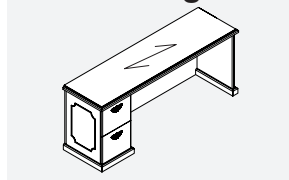
- Full Height Back Panel
- Knee Space

PBCR-E • Single Pedestal Credenza with FF on Right



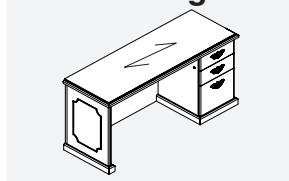
PRODUCT CODE	PRICE	SIZE (INCHES)			WEIGHT LBS	VOL FT3
		H	W	D		
PBCR8424E	6286	29	84	24	315	34
PBCR7824E	5841	29	78	24	292	31
PBCR7224E	5387	29	72	24	270	29
PBCR6624E	5188	29	66	24	247	27
PBCR6024E	4717	29	60	24	225	24
PBCR8420E	5479	29	84	20	273	28
PBCR7820E	5088	29	78	20	252	26
PBCR7220E	4696	29	72	20	237	24
PBCR6620E	4521	29	66	20	216	22
PBCR6020E	4112	29	60	20	195	20

PBCL-E • Single Pedestal Credenza with FF on Left



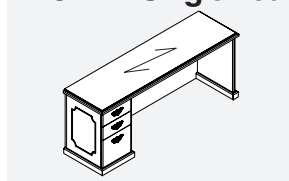
PRODUCT CODE	PRICE	SIZE (INCHES)			WEIGHT LBS	VOL FT3
		H	W	D		
PBCL8424E	6286	29	84	24	315	34
PBCL7824E	5841	29	78	24	292	31
PBCL7224E	5387	29	72	24	270	29
PBCL6624E	5188	29	66	24	247	27
PBCL6024E	4717	29	60	24	225	24
PBCL8420E	5479	29	84	20	273	28
PBCL7820E	5088	29	78	20	252	26
PBCL7220E	4696	29	72	20	237	24
PBCL6620E	4521	29	66	20	216	22
PBCL6020E	4112	29	60	20	195	20

PBCR-D • Single Pedestal Credenza with BBF on Right



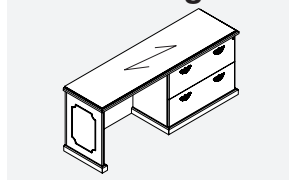
PRODUCT CODE	PRICE	SIZE (INCHES)			WEIGHT LBS	VOL FT3
		H	W	D		
PBCR8424D	6286	29	84	24	315	34
PBCR7824D	5841	29	78	24	292	31
PBCR7224D	5387	29	72	24	270	29
PBCR6624D	5188	29	66	24	247	27
PBCR6024D	4717	29	60	24	225	24
PBCR8420D	5479	29	84	20	273	28
PBCR7820D	5088	29	78	20	252	26
PBCR7220D	4696	29	72	20	237	24
PBCR6620D	4521	29	66	20	216	22
PBCR6020D	4112	29	60	20	195	20

PBCL-D • Single Pedestal Credenza with BBF on Left



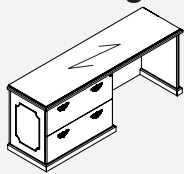
PRODUCT CODE	PRICE	SIZE (INCHES)			WEIGHT LBS	VOL FT3
		H	W	D		
PBCL8424D	6286	29	84	24	315	34
PBCL7824D	5841	29	78	24	292	31
PBCL7224D	5387	29	72	24	270	29
PBCL6624D	5188	29	66	24	247	27
PBCL6024D	4717	29	60	24	225	24
PBCL8420D	5479	29	84	20	273	28
PBCL7820D	5088	29	78	20	252	26
PBCL7220D	4696	29	72	20	237	24
PBCL6620D	4521	29	66	20	216	22
PBCL6020D	4112	29	60	20	195	20

PBCR-F • Single Pedestal Credenza with 36" Lat. File on Right



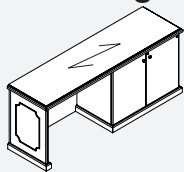
PRODUCT CODE	PRICE	SIZE (INCHES)			WEIGHT LBS	VOL FT3
		H	W	D		
PBCR8424F	7309	29	84	24	305	34
PBCR7824F	6782	29	78	24	285	31
PBCR7224F	6266	29	72	24	261	29
PBCR6624F	6081	29	66	24	239	27
PBCR6024F	5474	29	60	24	218	24
PBCR8420F	6369	29	84	20	253	28
PBCR7820F	5912	29	78	20	233	26
PBCR7220F	5456	29	72	20	218	24
PBCR6620F	5256	29	66	20	197	22
PBCR6020F	4770	29	60	20	176	20

PBCL-F • Single Pedestal Credenza with 36" Lat. File on Left



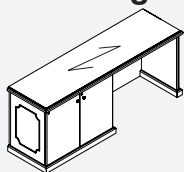
PRODUCT CODE	PRICE	SIZE (INCHES)			WEIGHT LBS	VOL FT3
		H	W	D		
PBCL8424F	7309	29	84	24	305	34
PBCL7824F	6782	29	78	24	285	31
PBCL7224F	6266	29	72	24	261	29
PBCL6624F	6081	29	66	24	239	27
PBCL6024F	5474	29	60	24	218	24
PBCL8420F	6369	29	84	20	253	28
PBCL7820F	5912	29	78	20	233	26
PBCL7220F	5456	29	72	20	218	24
PBCL6620F	5256	29	66	20	197	22
PBCL6020F	4770	29	60	20	176	20

PBCR-G • Single Pedestal Credenza with Storage Cabinet on Right



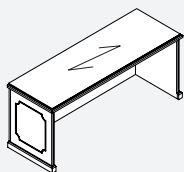
PRODUCT CODE	PRICE	SIZE (INCHES)			WEIGHT LBS	VOL FT3
		H	W	D		
PBCR8424G	6564	29	84	24	338	34
PBCR7824G	6094	29	78	24	314	31
PBCR7224G	5641	29	72	24	290	29
PBCR6624G	5413	29	66	24	266	27
PBCR6024G	4922	29	60	24	242	24
PBCR8420G	5719	29	84	20	290	28
PBCR7820G	5309	29	78	20	272	26
PBCR7220G	4904	29	72	20	252	24
PBCR6620G	4711	29	66	20	230	22
PBCR6020G	4291	29	60	20	208	20

PBCL-G • Single Pedestal Credenza with Storage Cabinet on Left



PRODUCT CODE	PRICE	SIZE (INCHES)			WEIGHT LBS	VOL FT3
		H	W	D		
PBCL8424G	6564	29	84	24	338	34
PBCL7824G	6094	29	78	24	314	31
PBCL7224G	5641	29	72	24	290	29
PBCL6624G	5413	29	66	24	266	27
PBCL6024G	4922	29	60	24	242	24
PBCL8420G	5719	29	84	20	290	28
PBCL7820G	5309	29	78	20	272	26
PBCL7220G	4904	29	72	20	252	24
PBCL6620G	4711	29	66	20	230	22
PBCL6020G	4291	29	60	20	208	20

PBC • Credenza Shell with Full Back Panel



PRODUCT CODE	PRICE	SIZE (INCHES)			WEIGHT LBS	VOL FT3
		H	W	D		
PBC12024	5600	29	120	24	387	48
PBC11424	5322	29	114	24	367	46
PBC10824	5041	29	108	24	348	44
PBC10224	4755	29	102	24	329	41
PBC9624	4477	29	96	24	309	39
PBC9024	4198	29	90	24	290	36
PBC8424	3920	29	84	24	271	34
PBC7824	3637	29	78	24	251	31
PBC7224	3359	29	72	24	232	29
PBC6624	3239	29	66	24	213	27
PBC6024	2940	29	60	24	193	24
PBC5424	2782	29	54	24	174	22
PBC4824	2629	29	48	24	155	19
PBC4224	2228	29	42	24	135	17

CORNERS AND COMPONENTS • TECHNICAL INFORMATION

Corners

- All units are shipped assembled.
- Unit includes grommets shown and installed horizontal wire management.
- Corner Units and Extended Corner Units must be used exclusively with Linking Bridges and Linking Returns

Linking Bridge

- Handed by recessed end panel.

Extended Corner Table

- No molding on back side.
- Grommets are not included and must be specified.

Linking Return

- Unit includes grommets shown and installed horizontal wire management.
- Handed by full end panel.

Table

- Unit includes grommets shown and installed horizontal wire management.

CORNERS AND COMPONENTS • GUIDELINES FOR ORDERING PRODUCT

CODES: The price list uses a numbering system with meaningful alphanumeric characters to create a simple-to-understand product number. This makes specifying the product easy and accurate.

SPECIFICATION EXAMPLE OF A CORNER UNIT

PRODUCT CODE:

PBE484824MR

PB = Philadelphia Series

E = Corner Table with Straight Front

4848 = Size: Width x Depth

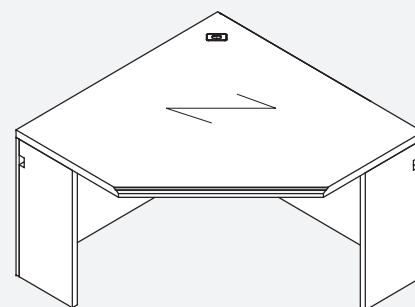
24 = Linking Bridge Depth Size

MR = Molding on 1 side (Right)

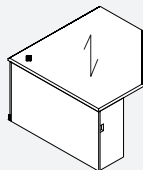
FINISH: Choose Finish

For Grommet Location see Page A.9

NOTE: Arrow indicates direction of grain.



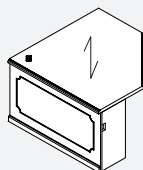
PBE-MR • Right Corner Table



PRODUCT CODE	PRICE	SIZE (INCHES)			WEIGHT LBS	VOL FT ³
		H	W	D		
PBE484824MR	3914	29	48	48	196	39
PBE424224MR	3009	29	42	42	150	30
PBE363624MR	2859	29	36	36	130	22

- With 2 Recessed End Panels

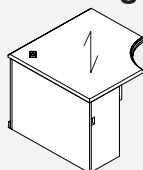
PBE-ML • Left Corner Table



PRODUCT CODE	PRICE	SIZE (INCHES)			WEIGHT LBS	VOL FT ³
		H	W	D		
PBE484824ML	3914	29	48	48	196	39
PBE424224ML	3009	29	42	42	150	30
PBE363624ML	2859	29	36	36	130	22

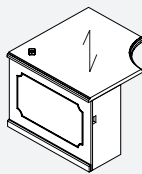
- With 2 Recessed End Panels

PBEK-MR • Right Corner Table with Inner Curve



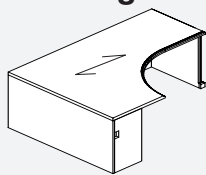
PRODUCT CODE	PRICE	SIZE (INCHES)			WEIGHT LBS	VOL FT ³
		H	W	D		
PBEK484824MR	4500	29	48	48	196	39
PBEK424224MR	3460	29	42	42	150	30
PBEK363624MR	3288	29	36	36	130	22

- With 2 Recessed End Panels and Inner Curve

PBEK-ML • Left Corner Table with Inner Curve

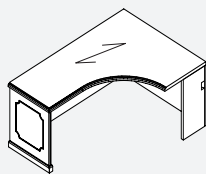
PRODUCT CODE	PRICE	SIZE (INCHES)			WEIGHT LBS	VOL FT3
		H	W	D		
PBEK484824ML	4500	29	48	48	196	39
PBEK424224ML	3460	29	42	42	150	30
PBEK363624ML	3288	29	36	36	130	22

- With 2 Recessed End Panels and Inner Curve

PBEKR • Right Extended Corner Table with 24" Return Connection

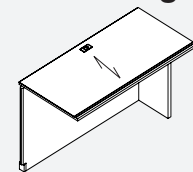
PRODUCT CODE	PRICE	SIZE (INCHES)			WEIGHT LBS	VOL FT3
		H	W	D		
PBEKR489624	6560	29	96	48	387	77
PBEKR489024	6195	29	90	48	363	73
PBEKR488424	6119	29	84	48	338	68
PBEKR487824	6088	29	78	48	314	63
PBEKR487224	5788	29	72	48	290	58
PBEKR486624	5393	29	66	48	266	52
PBEKR486024	5002	29	60	48	242	48

- With Full Back Panel

PBEKL • Left Extended Corner Table with 24" Return Connection

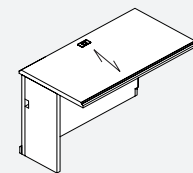
PRODUCT CODE	PRICE	SIZE (INCHES)			WEIGHT LBS	VOL FT3
		H	W	D		
PBEKL964824	6560	29	48	96	387	77
PBEKL904824	6195	29	48	90	363	73
PBEKL844824	6119	29	48	84	338	68
PBEKL784824	6088	29	48	78	314	63
PBEKL724824	5788	29	48	72	290	58
PBEKL664824	5393	29	48	66	266	52
PBEKL604824	5002	29	48	60	242	48

- With Full Back Panel

PBBT-NLR • Right Linking Bridge to join Corner Worksurface to Desk or Credenza

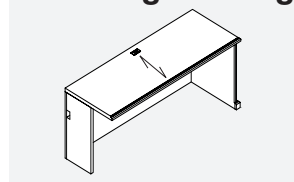
PRODUCT CODE	PRICE	SIZE (INCHES)			WEIGHT LBS	VOL FT3
		H	W	D		
PBBT6024NLR CG	2546	29	60	24	145	24
PBBT5424NLR CG	2293	29	54	24	131	22
PBBT4824NLR CG	2035	29	48	24	116	19
PBBT4224NLR CG	1650	29	42	24	102	17
PBBT3624NLR CG	1497	29	36	24	87	15
PBBT3024NLR CG	1463	29	30	24	73	12

- With Full Back Panel

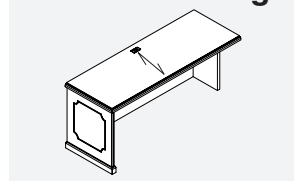
PBBT-NLL • Left Linking Bridge to join Corner Worksurface to Desk or Credenza

PRODUCT CODE	PRICE	SIZE (INCHES)			WEIGHT LBS	VOL FT3
		H	W	D		
PBBT6024NLL CG	2546	29	60	24	145	24
PBBT5424NLL CG	2293	29	54	24	131	22
PBBT4824NLL CG	2035	29	48	24	116	19
PBBT4224NLL CG	1650	29	42	24	102	17
PBBT3624NLL CG	1497	29	36	24	87	15
PBBT3024NLL CG	1463	29	30	24	73	12

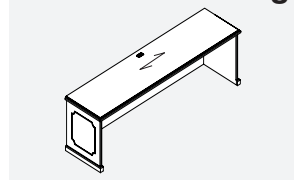
- With Full Back Panel

PBVR • Right Linking Return to be used with Corner Unit


PRODUCT CODE	PRICE	SIZE (INCHES)			WEIGHT LBS	VOL FT3
		H	W	D		
PBVR9624CG	4221	29	96	24	200	39
PBVR9024CG	3958	29	90	24	187	36
PBVR8424CG	3694	29	84	24	174	34
PBVR7824CG	3429	29	78	24	162	31
PBVR7224CG	3165	29	72	24	149	29
PBVR6624CG	2969	29	66	24	141	27
PBVR6024CG	2777	29	60	24	132	24
PBVR5424CG	2622	29	54	24	121	22
PBVR4824CG	2460	29	48	24	115	19
PBVR4224CG	2076	29	42	24	99	17
PBVR3624CG	2002	29	36	24	83	15
PBVR3024CG	1966	29	30	24	77	12
PBVR2424CG	1648	29	24	24	61	10

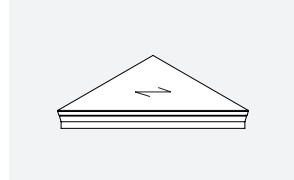
PBVL • Left Linking Return to be used with Corner Unit


PRODUCT CODE	PRICE	SIZE (INCHES)			WEIGHT LBS	VOL FT3
		H	W	D		
PBVL9624CG	4221	29	96	24	200	39
PBVL9024CG	3958	29	90	24	187	36
PBVL8424CG	3694	29	84	24	174	34
PBVL7824CG	3429	29	78	24	162	31
PBVL7224CG	3165	29	72	24	149	29
PBVL6624CG	2969	29	66	24	141	27
PBVL6024CG	2777	29	60	24	132	24
PBVL5424CG	2622	29	54	24	121	22
PBVL4824CG	2460	29	48	24	115	19
PBVL4224CG	2076	29	42	24	99	17
PBVL3624CG	2002	29	36	24	83	15
PBVL3024CG	1966	29	30	24	77	12
PBVL2424CG	1648	29	24	24	61	10

PBVT • Freestanding Table


PRODUCT CODE	PRICE	SIZE (INCHES)			WEIGHT LBS	VOL FT3
		H	W	D		
PBVT9624	4314	29	96	24	213	39
PBVT9024	4044	29	90	24	199	36
PBVT8424	3774	29	84	24	186	34
PBVT7824	3499	29	78	24	173	31
PBVT7224	3235	29	72	24	160	29
PBVT6624	3041	29	66	24	146	27
PBVT6024	2849	29	60	24	133	24
PBVT5424	2690	29	54	24	128	22
PBVT4824	2532	29	48	24	120	19
PBVT4224	2143	29	42	24	104	17
PBVT3624	2070	29	36	24	88	15
PBVT3024	2032	29	30	24	82	12
PBVT2424	1709	29	24	24	65	10

- With Full End Panels

PBV-1212-CT • Corner Filler Top


PRODUCT CODE	PRICE	SIZE (INCHES)			WEIGHT LBS	VOL FT3
		H	W	D		
PBV1212CT	862	1.3	12	12	5	1

- Corner Filler Top

MODULAR STORAGE • TECHNICAL INFORMATION

- All storage components are shipped assembled.
- Components 28" high are intended for use with a Desk, Credenza or Return Shell
- Backs on 28" high Pedestals and Cabinets are unfinished. If finished back is required, please see Page H.2.
- If a profiled Top is required, please see section "Freestanding Storage".

MODULAR STORAGE • GUIDELINES FOR ORDERING PRODUCT

CODES: The price list uses a numbering system with meaningful alphanumeric characters to create a simple-to-understand product number. This makes specifying the product easy and accurate.

SPECIFICATION EXAMPLE OF A LATERAL FILE UNIT

PRODUCT CODE:

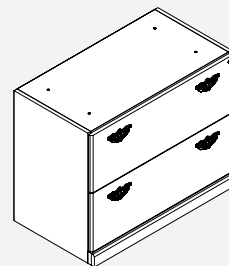
PBWF

PB = Philadelphia Series

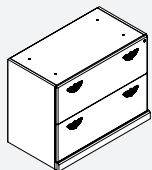
W = Modular/Freestanding Unit

F = 35" wide Lateral File

FINISH: Choose Finish

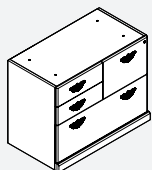


PBW-F/N • Modular Lateral File



PRODUCT CODE	PRICE	SIZE (INCHES)			WEIGHT LBS	VOL FT3
		H	W	D		
PBWF	3522	28	35.1	19.1	115	11
PBWN	3085	28	30	19.1	96	9

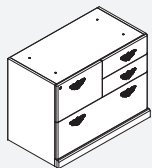
PBWZR • Modular Combination Storage



PRODUCT CODE	PRICE	SIZE (INCHES)			WEIGHT LBS	VOL FT3
		H	W	D		
PBWZR	3463	28	35.1	19	115	11

- with 1 Lat. File, 2 Boxes Top Left & 1 File Top Right

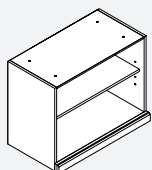
PBWZL • Modular Combination Storage



PRODUCT CODE	PRICE	SIZE (INCHES)			WEIGHT LBS	VOL FT3
		H	W	D		
PBWZL	3463	28	35.1	19	115	11

- with 1 Lat. File, 1 File Top Right & 2 Boxes Top Left

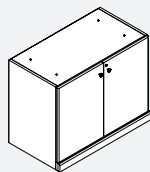
PBWOB • Modular Open Storage



PRODUCT CODE	PRICE	SIZE (INCHES)			WEIGHT LBS	VOL FT3
		H	W	D		
PBWOB36	1738	28	35.1	19	92	11
PBWOB30	1541	29	29	19	77	9

- Storage with 1 Adj. Shelf

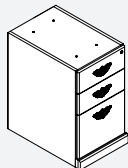
PBW-G/M • Modular Storage Cabinet with Doors



PRODUCT CODE	PRICE	SIZE (INCHES)			WEIGHT	VOL
		H	W	D	LBS	FT3
PBWG	2170	28	35.1	19	115	11
PBWM	1925	29	30	19	96	9

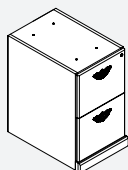
- Storage with 1 Adj. Shelf

PBW-D • Modular BBF Pedestal



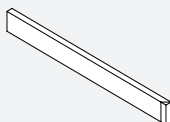
PRODUCT CODE	PRICE	SIZE (INCHES)			WEIGHT	VOL
		H	W	D	LBS	FT3
PBWWD (Letter Width)	2719	28	15.6	23	72	6
PBWD (Letter Width)	2365	28	15.6	19	70	5
PBWWLD (Legal Width)	3265	28	18.5	23	85	7
PBWLD (Legal Width)	2840	28	18.5	19	83	6

PBW-E • Modular FF Pedestal



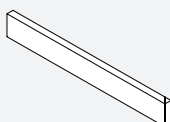
PRODUCT CODE	PRICE	SIZE (INCHES)			WEIGHT	VOL
		H	W	D	LBS	FT3
PBWWE (Letter Width)	2719	28	15.6	23	72	6
PBWE (Letter Width)	2365	28	15.6	19	70	5
PBWWLE (Legal Width)	3265	28	18.5	23	85	7
PBWLE (Legal Width)	2840	28	18.5	19	83	6

PBAS-WR • Decorative Base Trim Right



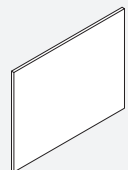
PRODUCT CODE	PRICE	SIZE (INCHES)			WEIGHT	VOL
		H	W	D	LBS	FT3
PBAS-WR	262	2.5	19	1	1	1
PBAS-WWR	325	2.5	23	1	1	1

PBAS-WL • Decorative Base Trim Left



PRODUCT CODE	PRICE	SIZE (INCHES)			WEIGHT	VOL
		H	W	D	LBS	FT3
PBAS-WL	262	2.5	19	1	1	1
PBAS-WWL	325	2.5	23	1	1	1

PBBA • Finished Back for Modular Pedestal



PRODUCT CODE	PRICE	SIZE (INCHES)			WEIGHT	VOL
		H	W	D	LBS	FT3
PBBA36	413	27.5	35	0.8	8	2
PBBA30	342	27.5	30	0.8	10	2
PBBA18	199	27.5	18.5	0.8	15	3
PBBA15	172	27.5	15.5	0.8	18	3

HUTCHES & WALL MOUNT STORAGE • TECHNICAL INFORMATION

Hutches

- All Hutches are shipped assembled.
- Bronze glass door is standard. Clear glass is available, please contact Customer Service.

Closed Pigeon Hole Storage Hutch

- 42" unit has 21.5" of clearance.
- Hutches longer than 102" have 8 doors, hutches between 102" and 84" have 6 doors and hutches less than 84" have 4 doors.

Closed Storage Hutch

- 36" unit has 19.5" of clearance.
- 42" and 54" units have 25.5" of clearance.
- Hutches longer than 102" have 8 doors, hutches between 102" and 84" have 6 doors and hutches less than 84" have 4 doors.

Tasklight

For proper size see section A.16

HUTCHES & WALL MOUNT STORAGE • GUIDELINES FOR ORDERING PRODUCT

CODES: The price list uses a numbering system with meaningful alphanumeric characters to create a simple-to-understand product number. This makes specifying the product easy and accurate.

SPECIFICATION EXAMPLE OF A HUTCH UNIT

PRODUCT CODE:

PB102SH36

PB = Philadelphia Series

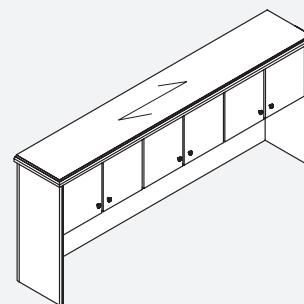
102 = Size: Width

SH = Hutch with Wood Doors

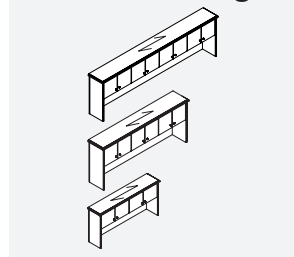
36 = Size: Height

FINISH: Choose Finish

NOTE: Arrow indicates direction of grain.

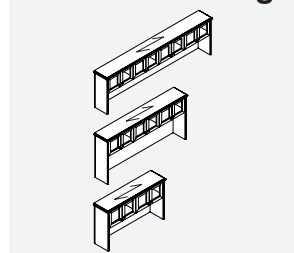


PB-SH36 • 36" High Storage Hutch with Wood Doors



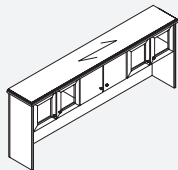
PRODUCT CODE	PRICE	SIZE (INCHES)			WEIGHT LBS	VOL FT ³
		H	W	D		
PB108SH36	6787	36	108	15	268	34
PB102SH36	6406	36	102	15	254	32
PB96SH36	6027	36	96	15	241	30
PB90SH36	5651	36	90	15	227	28
PB84SH36	5275	36	84	15	214	26
PB78SH36	4903	36	78	15	200	24
PB72SH36	4522	36	72	15	187	23
PB66SH36	4352	36	66	15	173	21
PB60SH36	4149	36	60	15	160	19

PB-SH36G • 36" High Storage Hutch with Glass Doors



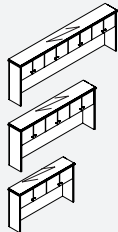
PRODUCT CODE	PRICE	SIZE (INCHES)			WEIGHT LBS	VOL FT ³
		H	W	D		
PB108SH36G	9465	36	108	15	268	34
PB102SH36G	8540	36	102	15	254	32
PB96SH36G	8128	36	96	15	241	30
PB90SH36G	7724	36	90	15	227	28
PB84SH36G	7316	36	84	15	214	26
PB78SH36G	6912	36	78	15	200	24
PB72SH36G	5965	36	72	15	187	23
PB66SH36G	5748	36	66	15	173	21
PB60SH36G	5505	36	60	15	160	19

- Wood Framed Glass Doors

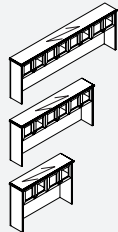
PB-SH36GDG • 36" High Storage Hutch with Glass & Wood Doors

PRODUCT CODE	PRICE	SIZE (INCHES)			WEIGHT LBS	VOL FT3
		H	W	D		
PB102SH36GDG	7875	36	102	15	254	32
PB96SH36GDG	7463	36	96	15	241	30
PB90SH36GDG	7061	36	90	15	227	28
PB84SH36GDG	6651	36	84	15	214	26

- Wood Doors at Centre and Wood Framed Glass Doors at Ends

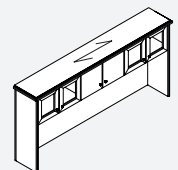
PB-SH42 • 42" High Storage Hutch with Wood Doors

PRODUCT CODE	PRICE	SIZE (INCHES)			WEIGHT LBS	VOL FT3
		H	W	D		
PB108SH42	7911	43	108	15	307	39
PB102SH42	7471	43	102	15	290	37
PB96SH42	7035	43	96	15	273	35
PB90SH42	6592	43	90	15	256	33
PB84SH42	6155	43	84	15	239	31
PB78SH42	5712	43	78	15	222	38
PB72SH42	5275	43	72	15	205	26
PB66SH42	5080	43	66	15	188	24
PB60SH42	4835	43	60	15	171	22

PB-SH42G • 42" High Storage Hutch with Glass Doors

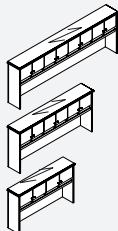
PRODUCT CODE	PRICE	SIZE (INCHES)			WEIGHT LBS	VOL FT3
		H	W	D		
PB108SH42G	10536	43	108	15	307	39
PB102SH42G	9602	43	102	15	290	37
PB96SH42G	9135	43	96	15	273	35
PB90SH42G	8662	43	90	15	256	33
PB84SH42G	8195	43	84	15	239	31
PB78SH42G	7728	43	78	15	222	38
PB72SH42G	6715	43	72	15	205	26
PB66SH42G	6477	43	66	15	188	24
PB60SH42G	6190	43	60	15	171	22

- Wood Framed Glass Doors

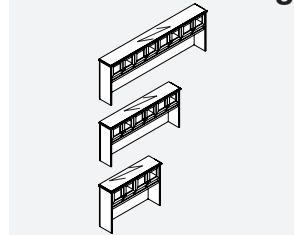
PB-SH42GDG • 42" High Storage Hutch with Glass & Wood Doors

PRODUCT CODE	PRICE	SIZE (INCHES)			WEIGHT LBS	VOL FT3
		H	W	D		
PB102SH42GDG	8938	43	102	15	290	37
PB96SH42GDG	8470	43	96	15	273	35
PB90SH42GDG	7998	43	90	15	256	33
PB84SH42GDG	7532	43	84	15	239	31

- Wood Doors at Centre and Wood Framed Glass Doors at Ends

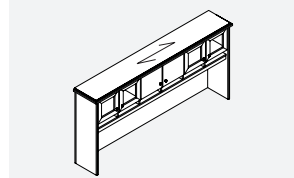
PB-SHP42 • 42" High Storage Hutch with Pigeon-Holes & Wood Doors

PRODUCT CODE	PRICE	SIZE (INCHES)			WEIGHT LBS	VOL FT3
		H	W	D		
PB108SHP42	9491	43	108	15	307	39
PB102SHP42	8966	43	102	15	290	37
PB96SHP42	8441	43	96	15	273	35
PB90SHP42	7911	43	90	15	256	33
PB84SHP42	7380	43	84	15	239	31
PB78SHP42	6859	43	78	15	222	38
PB72SHP42	6334	43	72	15	205	26
PB66SHP42	6096	43	66	15	188	24
PB60SHP42	5803	43	60	15	171	22

PB-SHP42G • 42" High Storage Hutch with Pigeon-Holes & Glass Doors

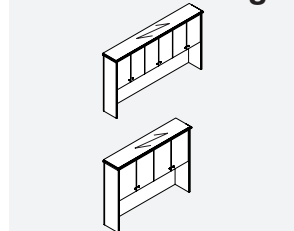
PRODUCT CODE	PRICE	SIZE (INCHES)			WEIGHT LBS	VOL FT3
		H	W	D		
PB108SHP42G	12111	43	108	15	307	39
PB102SHP42G	11041	43	102	15	290	37
PB96SHP42G	10515	43	96	15	273	35
PB90SHP42G	9953	43	90	15	256	33
PB84SHP42G	9361	43	84	15	239	31
PB78SHP42G	8818	43	78	15	222	38
PB72SHP42G	7735	43	72	15	205	26
PB66SHP42G	7483	43	66	15	188	24
PB60SHP42G	7120	43	60	15	171	22

- Wood Framed Glass Doors

PB-SHP42GDG • 42" High Storage Hutch with Pigeon-Holes, Glass & Wood Doors

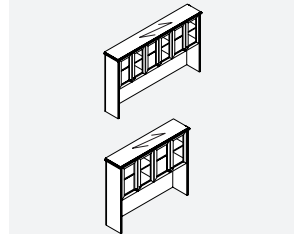
PRODUCT CODE	PRICE	SIZE (INCHES)			WEIGHT LBS	VOL FT3
		H	W	D		
PB102SHP42GDG	10379	43	102	15	290	37
PB96SHP42GDG	9848	43	96	15	273	35
PB90SHP42GDG	9288	43	90	15	256	33
PB84SHP42GDG	8698	43	84	15	239	31

- Wood Doors at Centre and Wood Framed Glass Doors at Ends

PB-2SH54 • 54" High Storage Hutch with Wood Doors

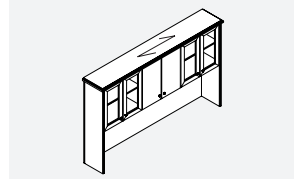
PRODUCT CODE	PRICE	SIZE (INCHES)			WEIGHT LBS	VOL FT3
		H	W	D		
PB962SH54	9039	55	96	15	351	45
PB902SH54	8479	55	90	15	329	42
PB842SH54	7911	55	84	15	307	39
PB782SH54	7346	55	78	15	285	37
PB722SH54	6786	55	72	15	263	34
PB662SH54	6529	55	66	15	241	31
PB602SH54	6215	55	60	15	219	28

- With Adj. Shelf

PB-2SH54G • 54" High Storage Hutch with Glass Doors

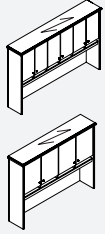
PRODUCT CODE	PRICE	SIZE (INCHES)			WEIGHT LBS	VOL FT3
		H	W	D		
PB962SH54G	11668	55	96	15	351	45
PB902SH54G	10878	55	90	15	329	42
PB842SH54G	10077	55	84	15	307	39
PB782SH54G	9284	55	78	15	285	37
PB722SH54G	8490	55	72	15	263	34
PB662SH54G	8181	55	66	15	241	31
PB602SH54G	7814	55	60	15	219	28

- Wood Framed Glass Doors
- With Adj. Shelf

PB-2SH54GDG • 54" High Storage Hutch with Glass & Wood Doors

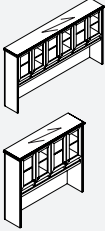
PRODUCT CODE	PRICE	SIZE (INCHES)			WEIGHT LBS	VOL FT3
		H	W	D		
PB962SH54GDG	10840	55	96	15	351	45
PB902SH54GDG	10048	55	90	15	329	42
PB842SH54GDG	9249	55	84	15	307	39

- Wood Doors at Centre and Wood Framed Glass Doors at Ends
- With Adj. Shelf

PB-2SHP54 • 54" High Storage Hutch with Pigeon-Holes & Wood Doors

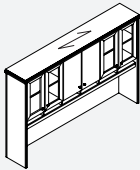
PRODUCT CODE	PRICE	SIZE (INCHES)			WEIGHT LBS	VOL FT3
		H	W	D		
PB962SHP54	10851	55	96	15	351	45
PB902SHP54	10172	55	90	15	329	42
PB842SHP54	9490	55	84	15	307	39
PB782SHP54	8818	55	78	15	285	37
PB722SHP54	8136	55	72	15	263	34
PB662SHP54	7836	55	66	15	241	31
PB602SHP54	7455	55	60	15	219	28

- With Adj. Shelf

PB-2SHP54G • 54" High Storage Hutch with Pigeon-Holes & Glass Doors

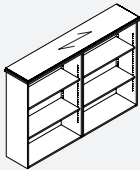
PRODUCT CODE	PRICE	SIZE (INCHES)			WEIGHT LBS	VOL FT3
		H	W	D		
PB962SHP54G	13483	55	96	15	351	45
PB902SHP54G	12803	55	90	15	329	42
PB842SHP54G	11656	55	84	15	307	39
PB782SHP54G	10752	55	78	15	285	37
PB722SHP54G	9843	55	72	15	263	34
PB662SHP54G	9489	55	66	15	241	31
PB602SHP54G	9061	55	60	15	219	28

- Wood Framed Glass Doors
- With Adj. Shelf

PB-2SHP54GDG • 54" High Storage Hutch with Pigeon-Holes, Glass & Wood Doors

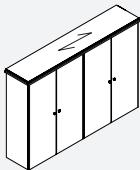
PRODUCT CODE	PRICE	SIZE (INCHES)			WEIGHT LBS	VOL FT3
		H	W	D		
PB962SHP54GDG	12652	55	96	15	351	45
PB902SHP54GDG	11972	55	90	15	329	42
PB842SHP54GDG	10993	55	84	15	307	39

- Wood Doors at Centre and Wood Framed Glass Doors at Ends
- With Adj. Shelf

PB-OB • Open Hutch

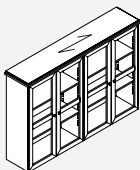
PRODUCT CODE	PRICE	SIZE (INCHES)			WEIGHT LBS	VOL FT3
		H	W	D		
PB720B54	6224	55	72	15	260	35
PB360B54	3118	55	36.75	15	130	18

- with 4 Adj. Shelves

PB-BD • Hutch with Wood Doors

PRODUCT CODE	PRICE	SIZE (INCHES)			WEIGHT LBS	VOL FT3
		H	W	D		
PB72BD54	8015	55	72	15	320	35
PB36BD54	4014	55	36.75	15	160	18

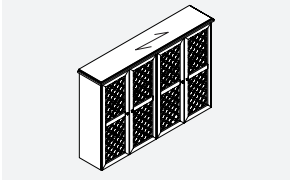
- with 4 Adj. Shelves

PB-BG • Hutch with Wood Framed Glass Doors

PRODUCT CODE	PRICE	SIZE (INCHES)			WEIGHT LBS	VOL FT3
		H	W	D		
PB72BG54	9085	55	72	15	320	35
PB36BG54	4544	55	36.75	15	160	18

- with 4 Adj. Shelves

PB-BW • Hutch with Antique Brass Wire Mesh Wood Framed Doors



PRODUCT CODE	PRICE	SIZE (INCHES)			WEIGHT LBS	VOL FT3
		H	W	D		
PB72BW54	10162	55	72	15	320	35
PB36BW54	5214	55	36.75	15	160	18

- with 4 Adj. Shelves

FREESTANDING STORAGE • TECHNICAL INFORMATION

Pedestals

- All units are shipped assembled.
- Standard face locking.

Combination Storage

- All units are shipped assembled.
- No modifications accepted for this unit.
- Box drawers do not lock.
- Standard face locking.

Storage Cabinets

- All units are shipped assembled.
- Units include adjustable shelves.
- Standard face locking.

TV Cabinets

- All units are shipped assembled.
- Units include 170° hinges, Grommet on Fixed Shelf and Adj. Shelf in lower cabinet.
- Standard face locking for lower cabinet.
- To add lock for upper cabinet, specify "LO"

FREESTANDING STORAGE • GUIDELINES FOR ORDERING PRODUCT

CODES: The price list uses a numbering system with meaningful alphanumeric characters to create a simple-to-understand product number. This makes specifying the product easy and accurate.

SPECIFICATION EXAMPLE OF A FREESTANDING UNIT

PRODUCT CODE:

PBWDM

PB = Philadelphia Series

W = Modular/Freestanding Unit

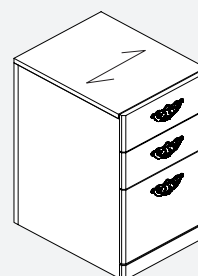
D = Box, Box, File

M = Mobile

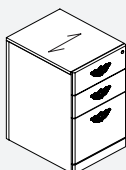
FINISH: Choose Finish

EDGE: Choose Edge

NOTE: Arrow indicates direction of grain.

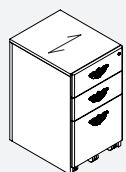


PBWDB/WWDB • Freestanding BBF Pedestal



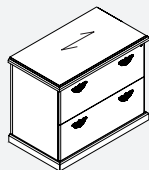
PRODUCT CODE	PRICE	SIZE (INCHES)			WEIGHT LBS	VOL FT3
		H	W	D		
PBWDB	2402	28	15.5	19.8	70	5
PBWDB	2764	28	15.5	23.8	75	6

PBWDM/WWDM • Freestanding Mobile BBF Pedestal



PRODUCT CODE	PRICE	SIZE (INCHES)			WEIGHT LBS	VOL FT3
		H	W	D		
PBWDM	2582	28	15.5	19.8	70	5
PBWDM	2966	28	15.5	23.8	75	6

PBF/N • Freestanding Lateral File



PRODUCT CODE	PRICE	SIZE (INCHES)			WEIGHT LBS	VOL FT3
		H	W	D		
PBF3624	4447	29	36.75	24	184	15
PBF3620	3699	29	36.75	20	159	12
PBN3024	3892	29	31.625	24	153	12
PBN3020	3236	29	31.625	20	131	10

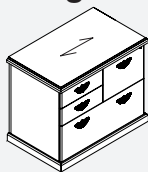
PBF-3/N-3 • Freestanding Lateral File with 3 Drawers



PRODUCT CODE	PRICE	SIZE (INCHES)			WEIGHT LBS	VOL FT3
		H	W	D		
PBF36243	5437	42	36.75	24	231	21
PBF36203	4642	42	36.75	20	193	18
PBN30243	4752	42	31.625	24	193	18
PBN30203	4060	42	31.625	20	160	15

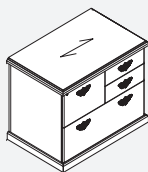
PBF-4/N-4 • Freestanding Lateral File with 4 Drawers

PRODUCT CODE	PRICE	SIZE (INCHES)			WEIGHT LBS	VOL FT3
		H	W	D		
PBF36244	6621	54	36.75	24	297	27
PBF36204	5752	54	36.75	20	259	23
PBN30244	5790	54	31.625	24	248	23
PBN30204	5032	54	31.625	20	214	19

PBZR • Right Combination Storage

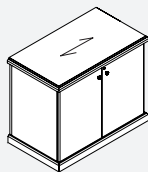
PRODUCT CODE	PRICE	SIZE (INCHES)			WEIGHT LBS	VOL FT3
		H	W	D		
PBZR3624	4818	29	36.75	24	184	15
PBZR3620	3892	29	36.75	20	160	12

- With 1 Lat. File, 2 Boxes Top Left & 1 File Top Right

PBZL • Left Combination Storage

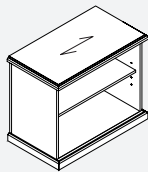
PRODUCT CODE	PRICE	SIZE (INCHES)			WEIGHT LBS	VOL FT3
		H	W	D		
PBZL3624	4818	29	36.75	24	184	15
PBZL3620	3892	29	36.75	20	160	12

- With 1 Lat. File, 2 Boxes Top Left & 1 File Top Right

PBBD • Freestanding Storage Cabinet with Doors

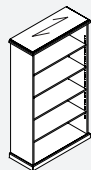
PRODUCT CODE	PRICE	SIZE (INCHES)			WEIGHT LBS	VOL FT3
		H	W	D		
PBBD3624	3027	29	36.75	24	152	15
PBBD3620	2636	29	31.625	24	127	12
PBBD3024	2650	29	36.75	20	129	12
PBBD3020	2305	29	31.625	20	106	10

- Storage with 1 Adj. Shelf

PBOB • Freestanding Open Storage Cabinet

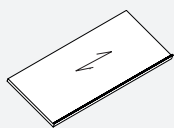
PRODUCT CODE	PRICE	SIZE (INCHES)			WEIGHT LBS	VOL FT3
		H	W	D		
PBOB3624	2429	29	36.75	24	123	15
PBOB3620	2116	29	36.75	20	104	12
PBOB3024	2122	29	31.625	24	103	12
PBOB3020	1846	29	31.625	20	85	10

- Storage with 1 Adj. Shelf

PBBx-3x15 • Open Bookcase with Adj. Shelves

PRODUCT CODE	PRICE	SIZE (INCHES)			WEIGHT LBS	VOL FT3
		H	W	D		
PBB83615	3723	84	36.75	15	246	26
PBB73615	3457	78	36.75	15	228	24
PBB63615	3191	72	36.75	15	210	23
PBB53615	2935	65	36.75	15	188	21
PBB43615	2419	48	36.75	15	140	15
PBB23615	1939	29	36.75	15	90	9
PBB83015	3253	84	31.625	15	246	22
PBB73015	3023	78	31.625	15	228	20
PBB63015	2791	72	31.625	15	210	19
PBB53015	2577	65	31.625	15	188	17
PBB43015	2116	48	31.625	15	140	13
PBB23015	1696	29	31.625	15	90	8

- 84" has 6 Adj. Shelves, 78" has 6 Adj. Shelves, 72" has 5 Adj. Shelves, 65" has 4 Adj. Shelves, 48" has 3 Adj. Shelves, 29" has 1 Adj. Shelf

PBMAG • Magazine Shelf for use with Open Bookcase

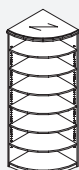
PRODUCT CODE	PRICE	SIZE (INCHES)			WEIGHT LBS	VOL FT3
		H	W	D		
PBMAG3624	197	1	36	24	112	10
PBMAG3622	180	1	36	22	104	10
PBMAG3620	162	1	36	20	92	9
PBMAG3615	140	1	36	15	81	8
PBMAG3024	165	1	30	24	94	9
PBMAG3022	152	1	30	22	87	9
PBMAG3020	134	1	30	20	76	8
PBMAG3015	118	1	30	15	67	8

- Can be specified for each Shelf in an Open Bookcase

PBBxR-1515 • Quarter Round Open Bookcase with Adj. Shelves

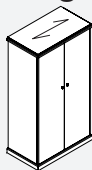
PRODUCT CODE	PRICE	SIZE (INCHES)			WEIGHT LBS	VOL FT3
		H	W	D		
PBB8R1515	2932	84	15	15	142	22
PBB7R1515	2723	78	15	15	95	10
PBB6R1515	2511	72	15	15	83	9
PBB5R1515	2317	65	15	15	81	9
PBB4R1515	1902	48	15	15	59	6
PBB2R1515	1528	29	15	15	37	4

- 84" has 6 Adj. Shelves, 78" has 6 Adj. Shelves, 72" has 5 Adj. Shelves, 65" has 4 Adj. Shelves, 48" has 3 Adj. Shelves, 29" has 1 Adj. Shelf

PBB7R • Quarter Round Open Bookcase with Adj. Shelves

PRODUCT CODE	PRICE	SIZE (INCHES)			WEIGHT LBS	VOL FT3
		H	W	D		
PBB7R2424H84	5119	84	24	24	234	28
PBB7R2424H72	4387	84	20	20	163	19
PBB7R2424H65	4023	72	24	24	204	28
PBB7R2020H84	4472	72	20	20	142	17
PBB7R2020H72	3833	65	24	24	187	22
PBB7R2020H65	3592	65	20	20	130	15

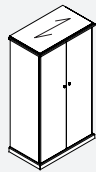
- 84" has 6 Adj. Shelves, 72" has 5 Adj. Shelves, 65" has 4 Adj. Shelves

PB1 • Storage Cabinet with Wood Doors & Adj. Shelves

PRODUCT CODE	PRICE	SIZE (INCHES)			WEIGHT LBS	VOL FT3
		H	W	D		
PB1D24W36H84	7108	84	36.75	24	356	42
PB1D24W36H72	6094	72	36.75	24	324	36
PB1D24W36H65	5583	65	36.75	24	297	33
PB1D24W30H84	6211	84	30.625	24	296	35
PB1D24W30H72	5322	72	30.625	24	270	30
PB1D24W30H65	4889	65	30.625	24	248	28
PB1D24W24H84	5307	84	24	24	238	28
PB1D24W24H72	4548	72	24	24	216	24
PB1D24W24H65	4191	65	24	24	198	22
PB1D20W36H84	6211	84	36.75	20	297	35
PB1D20W36H72	5322	72	36.75	20	269	30
PB1D20W36H65	4877	65	36.75	20	245	28
PB1D20W30H84	5173	84	30.625	20	257	29
PB1D20W30H72	4437	72	30.625	20	233	25
PB1D20W30H65	4064	65	30.625	20	202	23
PB1D20W24H84	4140	84	24	20	198	23
PB1D20W24H72	3549	72	24	20	179	20
PB1D20W24H65	3249	65	24	20	163	18

- 84" has 5 Adj. Shelves, 72" has 4 Adj. Shelves, 65" has 4 Adj. Shelves
- For Wood Framed Glass Door option, please contact Customer Service

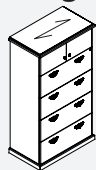
PB2 • Wardrobe Cabinet with Doors, Coat Rack and Hat Shelf



PRODUCT CODE	PRICE	SIZE (INCHES)			WEIGHT LBS	VOL FT ³
		H	W	D		
PB2D24W36H84	6169	84	36.75	24	356	42
PB2D24W36H72	5287	72	36.75	24	324	36
PB2D24W36H65	4847	65	36.75	24	297	33
PB2D24W30H84	5399	84	30.625	24	296	35
PB2D24W30H72	4627	72	30.625	24	270	30
PB2D24W30H65	4241	65	30.625	24	248	28
PB2D24W24H84	4627	84	24	24	238	28
PB2D24W24H72	3965	72	24	24	216	24
PB2D24W24H65	3635	65	24	24	198	22
PB2D20W36H84	5383	84	36.75	20	297	35
PB2D20W36H72	4608	72	36.75	20	269	30
PB2D20W36H65	4221	65	36.75	20	245	28
PB2D20W30H84	4491	84	30.625	20	257	29
PB2D20W30H72	3839	72	30.625	20	233	25
PB2D20W30H65	3520	65	30.625	20	202	23
PB2D20W24H84	3589	84	24	20	198	23
PB2D20W24H72	3070	72	24	20	179	20
PB2D20W24H65	2816	65	24	20	163	18

• For Wood Framed Glass Door option, please contact Customer Service

PB6 • Storage Cupboard above Lat. File Cabinet with 4 Drawers

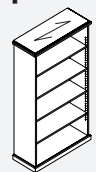


PRODUCT CODE	PRICE	SIZE (INCHES)			WEIGHT LBS	VOL FT ³
		H	W	D		
PB6D24W36H84	10394	84	36.75	24	449	42
PB6D24W36H72	8911	72	36.75	24	414	36
PB6D24W36H65	8169	65	36.75	24	380	33
PB6D24W30H84	9098	84	30.625	24	375	35
PB6D24W30H72	7799	72	30.625	24	345	30
PB6D24W30H65	7148	65	30.625	24	316	28
PB6D20W36H84	9075	84	36.75	20	382	35
PB6D20W36H72	7763	72	36.75	20	351	30
PB6D20W36H65	7113	65	36.75	20	321	28
PB6D20W30H84	7564	84	30.625	20	347	29
PB6D20W30H72	6471	72	30.625	20	306	25
PB6D20W30H65	5931	65	30.625	20	265	23

• 84" has 1 Adj. Shelf

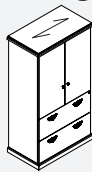
• For Wood Framed Glass Door option, please contact Customer Service

PB7 • Open Bookcase with Adj. Shelves



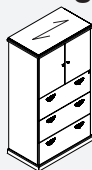
PRODUCT CODE	PRICE	SIZE (INCHES)			WEIGHT LBS	VOL FT ³
		H	W	D		
PB7D24W36H84	5691	84	36.75	24	331	43
PB7D24W36H72	4877	72	36.75	24	306	36
PB7D24W36H65	4472	65	36.75	24	281	33
PB7D24W30H84	4981	84	30.625	24	280	36
PB7D24W30H72	4259	72	30.625	24	255	30
PB7D24W30H65	3904	65	30.625	24	234	28
PB7D20W36H84	4968	84	36.75	20	282	35
PB7D20W36H72	4259	72	36.75	20	257	30
PB7D20W36H65	3904	65	36.75	20	234	28
PB7D20W30H84	4138	84	30.625	20	248	29
PB7D20W30H72	3547	72	30.625	20	223	25
PB7D20W30H65	3251	65	30.625	20	193	23

• 84" has 6 Adj. Shelves, 72" has 5 Adj. Shelves, 65" has 4 Adj. Shelves

PB13 • Storage Cabinet with Doors & Adj. Shelves above 2 Lat. File Drawers

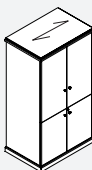
PRODUCT CODE	PRICE	SIZE (INCHES)			WEIGHT LBS	VOL FT ³
		H	W	D		
PB13D24W36H84	8800	84	36.75	24	407	42
PB13D24W36H72	7542	72	36.75	24	387	36
PB13D24W36H65	6913	65	36.75	24	347	33
PB13D24W30H84	7699	84	30.625	24	350	35
PB13D24W30H72	6599	72	30.625	24	315	30
PB13D24W30H65	6049	65	30.625	24	289	28
PB13D20W36H84	7680	84	36.75	20	365	35
PB13D20W36H72	6571	72	36.75	20	327	30
PB13D20W36H65	6023	65	36.75	20	299	28
PB13D20W30H84	6403	84	30.625	20	305	29
PB13D20W30H72	5477	72	30.625	20	285	25
PB13D20W30H65	5016	65	30.625	20	247	23

- 84" has 3 Adj. Shelves, 72" has 2 Adj. Shelves, 65" has 2 Adj. Shelves
- For Wood Framed Glass Door option, please contact Customer Service

PB14 • Storage Cabinet with Doors & Adj. Shelf above 3 Lat. File Drawers

PRODUCT CODE	PRICE	SIZE (INCHES)			WEIGHT LBS	VOL FT ³
		H	W	D		
PB14D24W36H84	9461	84	36.75	24	390	42
PB14D24W36H72	8110	72	36.75	24	360	36
PB14D24W36H65	7431	65	36.75	24	330	33
PB14D24W30H84	8281	84	30.625	24	325	35
PB14D24W30H72	7002	72	30.625	24	300	30
PB14D24W30H65	6505	65	30.625	24	275	28
PB14D20W36H84	8259	84	36.75	20	330	35
PB14D20W36H72	7064	72	36.75	20	305	30
PB14D20W36H65	6477	65	36.75	20	278	28
PB14D20W30H84	6882	84	30.625	20	298	29
PB14D20W30H72	5887	72	30.625	20	265	25
PB14D20W30H65	5398	65	30.625	20	229	23

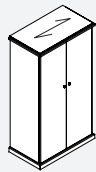
- 84" has 2 Adj. Shelves, 72" has 1 Adj. Shelf, 65" has 1 Adj. Shelf
- For Wood Framed Glass Door option, please contact Customer Service

PB23 • Closed Storage Cabinet with Upper & Lower Split Doors and Adj. Shelves

PRODUCT CODE	PRICE	SIZE (INCHES)			WEIGHT LBS	VOL FT ³
		H	W	D		
PB23D24W36H84	7593	84	36.75	24	390	42
PB23D24W36H72	6507	72	36.75	24	360	36
PB23D24W36H65	5965	65	36.75	24	330	33
PB23D24W30H84	6308	84	30.625	24	325	35
PB23D24W30H72	5410	72	30.625	24	300	30
PB23D24W30H65	4969	65	30.625	24	275	28
PB23D20W36H84	6628	84	36.75	20	330	35
PB23D20W36H72	5672	72	36.75	20	305	30
PB23D20W36H65	5194	65	36.75	20	278	28
PB23D20W30H84	5522	84	30.625	20	298	29
PB23D20W30H72	4722	72	30.625	20	265	25
PB23D20W30H65	4331	65	30.625	20	229	23

- Storage with 1 Fixed Shelf and 2 Adj. Shelves
- For Wood Framed Glass Door option for the upper doors, please contact Customer Service

PB25 • Cabinet with Doors, Storage with Adj. Shelves on Right & Wardrobe on Left



PRODUCT CODE	PRICE	SIZE (INCHES)			WEIGHT LBS	VOL FT ³
		H	W	D		
PB25D24W36H84	7976	84	36.75	24	390	42
PB25D24W36H72	6835	72	36.75	24	360	36
PB25D24W36H65	6266	65	36.75	24	330	33
PB25D24W30H84	6976	84	30.625	24	325	35
PB25D24W30H72	5979	72	30.625	24	300	30
PB25D24W30H65	5482	65	30.625	24	275	28
PB25D24W24H84	5971	84	24	24	260	28
PB25D24W24H72	5119	72	24	24	240	24
PB25D24W24H65	4696	65	24	24	220	22
PB25D20W36H84	6959	84	36.75	20	330	35
PB25D20W36H72	5953	72	36.75	20	305	30
PB25D20W36H65	5451	65	36.75	20	278	28
PB25D20W30H84	5800	84	30.625	20	300	29
PB25D20W30H72	4962	72	30.625	20	265	25
PB25D20W30H65	4546	65	30.625	20	229	23
PB25D20W24H84	4644	84	24	20	235	23
PB25D20W24H72	3971	72	24	20	203	20
PB25D20W24H65	3641	65	24	20	185	18

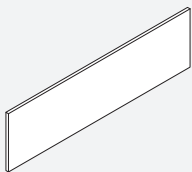
- 84" has 5 Adj. Shelves, 72" has 4 Adj. Shelves, 65" has 4 Adj. Shelves
- Wardrobe with Coat Rack & Hat Shelf
- For Wood Framed Glass Door option, please contact Customer Service

SM • Metal Post Upgrade from SM03



PRODUCT CODE	PRICE	SIZE (INCHES)			WEIGHT LBS	VOL FT3
		H	W	D		
SM06	324	28	6			
SM04	107	28	4			
SM03	0	28	3			

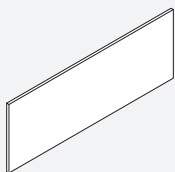
PBTS • Tackboard for 36" High Non Pigeon-Hole Hutches



PRODUCT CODE	PRICE	SIZE (INCHES)			WEIGHT LBS	VOL FT3
		H	W	D		
PBTS108	1096	20	104.5	1	23	2
PBTS102	1037	20	98.5	1	19	2
PBTS96	974	20	92.5	1	15	1
PBTS90	916	20	86.5	1	15	1
PBTS84	858	20	80.5	1	14	1
PBTS78	792	20	74.5	1	13	1
PBTS72	729	20	68.5	1	12	1
PBTS66	668	20	62.5	1	11	1
PBTS60	611	20	56.5	1	10	1

• Factory Installed Hutch Tackboard

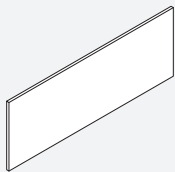
PBTS-PH23 • Tackboard for 42" & 54" High Pigeon-Hole Hutches



PRODUCT CODE	PRICE	SIZE (INCHES)			WEIGHT LBS	VOL FT3
		H	W	D		
PBTS-PH23108H23	1238	23	104.5	1	30	2
PBTS-PH23102H23	1178	23	98.5	1	24	2
PBTS-PH2396H23	1102	23	92.5	1	20	2
PBTS-PH2390H23	1034	23	86.5	1	20	2
PBTS-PH2384H23	964	23	80.5	1	18	2
PBTS-PH2378H23	896	23	74.5	1	17	2
PBTS-PH2372H23	831	23	68.5	1	16	1
PBTS-PH2366H23	755	23	62.5	1	14	1
PBTS-PH2360H23	692	23	56.5	1	13	1

• Factory Installed Hutch Tackboard

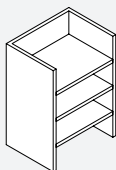
PBTS-H26 • Tackboard for 42" & 54" High Non Pigeon-Hole Hutches



PRODUCT CODE	PRICE	SIZE (INCHES)			WEIGHT LBS	VOL FT3
		H	W	D		
PBTS108H26	1431	26	104.5	1	30	2
PBTS102H26	1348	26	98.5	1	24	2
PBTS96H26	1268	26	92.5	1	20	2
PBTS90H26	1192	26	86.5	1	20	2
PBTS84H26	1030	26	80.5	1	18	2
PBTS78H26	871	26	74.5	1	17	2
PBTS72H26	792	26	68.5	1	16	1
PBTS66H26	709	26	62.5	1	14	1
PBTS60H26	550	26	56.5	1	13	1

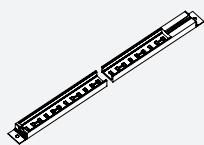
• Factory Installed Hutch Tackboard

PBCP-H16 • Paper Organizer, Legal & Letter Format



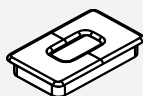
PRODUCT CODE	PRICE	SIZE (INCHES)			WEIGHT LBS	VOL FT3
		H	W	D		
PBCPH161226	870	27	16	12	20	3
PBCPH161223	737	23	16	12	18	3
PBCPH161219	557	20	16	12	15	2
PBCPH131226	706	27	13	12	16	2
PBCPH131223	599	23	13	12	15	2
PBCPH131219	452	20	13	12	12	2

LED • LED Light



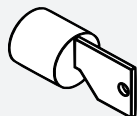
PRODUCT CODE	PRICE	SIZE (INCHES)			WEIGHT LBS	VOL FT3
		H	W	D		
LED48	670	1	48	1	1	1
LED36	544	1	36	1	1	1
LED24	410	1	24	1	1	1

GM5 • Rectangular Grommet - Metal



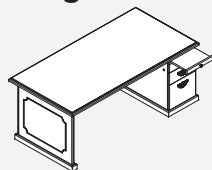
PRODUCT CODE	PRICE	SIZE (INCHES)			WEIGHT LBS	VOL FT3
		H	W	D		
GM5E (Black)	91		3.5	2		
GM5K (Tungsten)	91		3.5	2		

LO • Lock Assembly



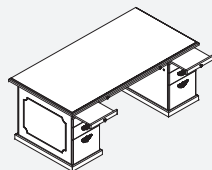
PRODUCT CODE	PRICE	SIZE (INCHES)			WEIGHT LBS	VOL FT3
		H	W	D		
LO (Black)	118		3.5	2		
LO/C (Tungsten)	118		3.5	2		

WT-Single • Pull out writing Tray



PRODUCT CODE	PRICE	SIZE (INCHES)			WEIGHT LBS	VOL FT3
		H	W	D		
WT-Single	303					

WT-Double • Pull out writing Tray



PRODUCT CODE	PRICE	SIZE (INCHES)			WEIGHT LBS	VOL FT3
		H	W	D		
WT-Double	603					