

Kingston Price List

Effective January 2025 Canada



General Information

















A













Where to Order / How to Order	A.7
Kingston Series Details	A.8
Edge Details	A.9
Grommet Specification	A.10
Locks	A.15
Tackboards / Lighting	A.16
General Installation / Maintenance	A.17
Limited Lifetime Warranty	A.18
Finish and Edge	A.19
Handle Options	A.20
Key Alike Form	A.21
Configurations	A.22

Desks

B




	KMD-ED • Double Pedestal Bow Top Desk with FF on Left & BBF on Right B.1
	KMD-DE • Double Pedestal Bow Top Desk with BBF on Left & FF on Right B.1
	KD-ED • Double Pedestal Desk with FF on Left & BBF on Right B.2
	KD-DE • Double Pedestal Desk with BBF on Left & FF on Right B.2
	KMiD-ED • Double Pedestal Bow Top Desk, Breakfront Style with FF on Left & BBF on Right B.2
	KMiD-DE • Double Pedestal Bow Top Desk, Breakfront Style with BBF on Left & FF on Right B.2
	KiD-ED • Double Pedestal Desk, Breakfront Style with FF on Left & BBF on Right B.2
	KiD-DE • Double Pedestal Desk, Breakfront Style with BBF on Left & FF on Right B.3
	KMSR-D • Single Pedestal Bow Top Desk with BBF on Right B.3
	KMSL-D • Single Pedestal Bow Top Desk with BBF on Left B.3
	KSR-D • Single Pedestal Desk with BBF on Right B.3

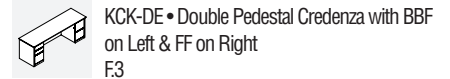
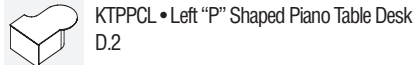
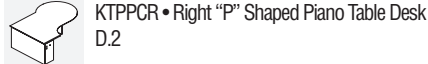
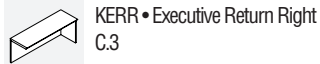
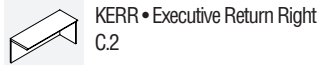
	KSL-D • Single Pedestal Desk with BBF on Left B.3
	KMISR-D • Single Pedestal Bow Top Desk, Breakfront Style with BBF on Right B.4
	KMISL-D • Single Pedestal Bow Top Desk, Breakfront Style with BBF on Left B.4
	KiSR-D • Single Pedestal Desk, Breakfront Style with BBF on Right B.4
	KiSL-D • Single Pedestal Desk, Breakfront Style with BBF on Left B.4
	KMiT • Desk Shell with Bow Top, Breakfront Style B.4
	KMT • Desk Shell with Bow Top and Recessed Modesty Panel B.5
	KT • Desk Shell with Recessed Modesty Panel B.5
	KiT • Desk Shell with Flush Modesty Panel B.5
	KTB • Table Desk with 3" Apron, Centre Pencil Drawer and 4" Square Legs B.5
	KDD • Connecting "D" Shaped Table Desk B.5
	KDDF • Connecting "D" Shaped Table Desk B.5
	KQDD • Connecting "D" Shaped Table Desk B.6
	KDDCR • Connecting "D" Shaped Table Desk B.6
	KDDCL • Connecting "D" Shaped Table Desk B.6
	KDDBE • Connecting Bow End Table Desk B.6

	KDDBEF • Connecting Bow End Table Desk B.6
	KQDDBE • Connecting Bow End Table Desk B.6
	KDDBS • Connecting Boat Shaped Table Desk B.7
	KDDBSF • Connecting Boat Shaped Table Desk B.7
	KTPR • Connecting "P" Shaped Table Desk B.7
	KTPL • Connecting "P" Shaped Table Desk B.7
	KTPFR • Connecting "P" Shaped Table Desk B.7
	KTPFL • Connecting "P" Shaped Table Desk B.7
	KQTPR • Connecting "P" Shaped Table Desk B.8
	KQTPL • Connecting "P" Shaped Table Desk B.8
	KTPCR • Connecting "P" Shaped Table Desk B.8
	KTPCL • Connecting "P" Shaped Table Desk B.8

Returns

C

	KERR-E • Executive Return Right with FF Pedestal on Right C.1
	KERL-E • Executive Return Left with FF Pedestal on Left C.1
	KERR-D • Executive Return Right with BBF Pedestal on Right C.2



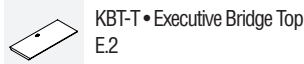
Piano Desks

D



Bridges

E



Credenzas

F





KCL-F • Single Pedestal Credenza with 36" Lat. File on Left
F.5



KCR-Z • Single Pedestal Credenza with Combination Storage on Right
F.5



KCL-Z • Single Pedestal Credenza with Combination Storage on Left
F.5



KC • Credenza Shell with Full Back Panel
F.6

Corners & Components

G



KBT-NLR • Right Linking Bridge to join Corner Worksurface to Desk or Credenza
G.1



KBT-NLL • Left Linking Bridge to join Corner Worksurface to Desk or Credenza
G.2



KBT-NLR-Q8 • Right Linking Bridge to join Corner Worksurface to Desk or Credenza
G.2



KBT-NLL-Q8 • Left Linking Bridge to join Corner Worksurface to Desk or Credenza
G.2



KE • Corner Table to be used with Linking Returns & Linking Bridges
G.2



KEK • Corner Table to be used with Linking Returns & Linking Bridges
G.3



KEKS • Corner Table to be used with Linking Returns & Linking Bridges
G.3



KEKR • Right Extended Corner Table with 24" Return Connection
G.3



KEKL • Left Extended Corner Table with 24" Return Connection
G.3



KVR • Right Linking Return to be used with Corner Unit
G.4



KVL • Left Linking Return to be used with Corner Unit
G.4



KV • Centre Surface with Recessed End Panels
G.5

Modular Storage

H



KW-F/N • Modular Lateral File
H.1



KWZR • Modular Combination Storage
H.1



KWZL • Modular Combination Storage
H.1



KW-G/M • Modular Storage Cabinet with Doors
H.1



KW-D • Modular BBF Pedestal
H.2



KW-E • Modular FF Pedestal
H.2



KBA • Finished Back for Modular Pedestal
H.2

Hutches & Wall Mount



K-SH36 • 36" High Storage Hutch with Wood Doors
I.1



K-SH36G • 36" High Storage Hutch with Wood Doors
I.2



K-SH36GDG • 36" High Storage Hutch with Glass & Wood Doors
I.2



K-SH36DGD • 36" High Storage Hutch with Glass & Wood Doors
I.2



K-SH42 • 42" High Storage Hutch with Wood Doors
I.2



K-SH42G • 42" High Storage Hutch with Glass Doors
I.3



K-SH42GDG • 42" High Storage Hutch with Glass & Wood Doors
I.3



K-SH42DGD • 42" High Storage Hutch with Glass & Wood Doors
I.3



K-SHP42 • 42" High Storage Hutch with Pigeon-Holes & Wood Doors
I.3



K-SHP42G • 42" High Storage Hutch with Pigeon-Holes & Glass Doors
I.4



K-SHP42GDG • 42" High Storage Hutch with Pigeon-Holes, Glass & Wood Doors
I.4



K-SHP42DGD • 42" High Storage Hutch with Pigeon-Holes, Glass & Wood Doors
I.4



K-2SH54 • 54" High Storage Hutch with Wood Doors
I.4



K-2SH54G • 54" High Storage Hutch with Glass Doors
I.4



K-2SH54GDG • 54" High Storage Hutch with Glass & Wood Doors
I.5



K-2SH54DGD • 54" High Storage Hutch with Glass & Wood Doors
I.5



K-2SHP54 • 54" High Storage Hutch with Pigeon-Holes & Wood Doors
I.5



K-2SHP54G • 54" High Storage Hutch with Pigeon-Holes & Glass Doors
I.5



K-2SHP54GDG • 54" High Storage Hutch with Pigeon-Holes, Glass & Wood Doors
I.5



K-2SHP54DGD • 54" High Storage Hutch with Pigeon-Holes, Glass & Wood Doors
I.5



CSF • Wall Mount Storage with Wood Doors
I.6



CSF-G • Wall Mount Storage with Glass Doors
I.6

 CSF-GSL • Wall Mount Storage with Sliding Glass Doors
I.6

 CSFP • Wall Mount Storage with Pigeon-Holes & Wood Doors
I.6

 CSFP-G • Wall Mount Storage with Pigeon-Holes & Glass Doors
I.6

 CSFP-GSL • Wall Mount Storage with Pigeon-Holes & Sliding Glass Doors
I.7

 CSFF • Wall Mount Storage with Wood Flipper Doors
I.7

 CSFFP • Wall Mount Storage with Pigeon-Holes & Wood Flipper Doors
I.7


 CSF-H30 • Double High Wall Mount Storage
I.7

 CSF-H30G • Double High Wall Mount Storage with Glass Doors
I.7

 CSFP-H34 • Double High Wall Mount Storage with Pigeon-Holes
I.8


 CSF-H34G • Double High Wall Mount Storage with Glass Doors
I.8

 CSFO-H30 • Double High Open Wall Mount Storage
I.8

 CSFOP-H34 • Double High Open Wall Mount Storage
I.8

 CSFO • Open Wall Mount Storage
I.8

 CSFOD16 • 16" Deep Open Wall Mount Storage
I.9

 CSFOP • Open Wall Mount Storage with Pigeon-Holes
I.9

 CSFOPD16 • 16" Deep Open Wall Mount Storage with Pigeon-Holes
I.9

Freestanding Storage **J**

 KWDB/WWDB • Freestanding BBF Pedestal
J.1

 KWDM/WWDM • Freestanding Mobile BBF Pedestal
J.1


 KF/N • Freestanding Lateral File
J.1

 KF-3/N-3 • Freestanding Lateral File with 3 Drawers
J.2


 KF-4/N-4 • Freestanding Lateral File with 4 Drawers
J.2

 KZR • Right Combination Storage
J.2

 KZL • Left Combination Storage
J.2


 KBD • Freestanding Storage Cabinet with Doors
J.2

 KOB • Freestanding Open Storage Cabinet
J.2

 KBx-3x15 • Open Bookcase with Adj. Shelves
J.3


 KMAG • Magazine Shelf for use with Open Bookcase
J.3

 KBxR-1515 • Quarter Round Open Bookcase with Adj. Shelves
J.3

 KB7R • Quarter Round Open Bookcase with Adj. Shelves
J.3

 K1 • Storage Cabinet with Wood Doors & Adj. Shelves
J.4

 K2 • Wardrobe Cabinet with Doors, Coat Rack and Hat Shelf
J.4

 K7 • Open Bookcase with Adj. Shelves
J.5

 K12 • Open Cabinet with Adj. Shelves above 2 Lat. File Drawers
J.5

 K13 • Storage Cabinet with Doors & Adj. Shelves above 2 Lat. File Drawers
J.5

 K14 • Storage Cabinet with Doors & Adj. Shelf above 3 Lat. File Drawers
J.6

 K22 • Open Storage with Adj. Shelves above Storage Cabinet
J.6

 K23 • Closed Storage Cabinet with Upper & Lower Split Doors and Adj. Shelves
J.6

 K25 • Cabinet with Doors, Storage with Adj. Shelves on Right & Wardrobe on Left
J.7

 K27-R • Right Tower Unit with Wardrobe, 3 File Drawers & Storage with Adj. Shelf
J.7

 K27-L • Left Tower Unit with Wardrobe, 3 File Drawers & Storage with Adj. Shelf
J.7

Accessories **K**

 CMP-W • Wood Straight Modesty Panel hanging from Top






























 CMP-G • Glass Straight Modesty Panel hanging from Top

 SM • Metal Post Upgrade from SMO3
K.1

 F3 • Metal Flat Plate Base Upgrade from SMO3
K.1

 TE • Wood Elliptical Base with PVC End Caps, Upgrade from SMO3
K.1

 TEL • Wood Elliptical Base with Aluminum End Caps, Upgrade from SMS4
K.1

	KV-1212-CT • Corner Filler Top K.2		TSAS-H25 • Tackboard with Rail for 84" High 2 Height Non Pigeon-Hole Wall Mount Cabinet K.7
	KTS • Tackboard for 36" High Non Pigeon-Hole Hutches K.2		BAFS01 • Metal Flip Sorter - Accessory Rail mounted K.7
	KTSP-H23 • Tackboard for 42" & 54" High Pigeon-Hole Hutches K.2		BASS01 • Metal Slant Sorter - Accessory Rail mounted K.7
	KTS-H26 • Tackboard for 42" & 54" High Non Pigeon-Hole Hutches K.3		BABB01 • Metal Binder Bin - Accessory Rail mounted K.8
	KTAS • Tackboard with Rail for 36" High Non Pigeon-Hole Hutches K.3		BAMB01 • Metal Media Bin - Accessory Rail mounted K.8
	KTSPAS-H23 • Tackboard with Rail for 42" and 54" High Pigeon-Hole Hutches K.3		BALT01 • Metal Letter Tray - Accessory Rail mounted K.8
	KTSAS-H26 • Tackboard with Rail for 42" & 54" High Non Pigeon-Hole Hutches K.4		BAUT01 • Metal Utility Tray - Accessory Rail mounted K.8
	TS • Tackboard for 65" High Non Pigeon-Hole Wall Mount Cabinets K.4		BAPP01 • Metal Paper Pocket - Accessory Rail mounted K.8
	TSP-H23 • Tackboard for 72" High Pigeon-Hole Wall Mount Cabinets K.4		BATH01 • Telephone Holder - Accessory Rail mounted K.8
	TS-H26 • Tackboard for 72" High Non Pigeon-Hole Wall Mount Cabinets K.5		KP-H16 • Paper Organizer, Legal & Letter Format K.8
	TSAS • Tackboard with Rail for 65" High Non Pigeon-Hole Wall Mount Cabinets K.5		LED • LED Light K.9
	TSPAS-H23 • Tackboard with Rail for 72" High Pigeon-Hole Wall Mount Cabinets K.5		GM5 • Rectangular Grommet - Metal K.9
	TSAS-H26 • Tackboard with Rail for 72" High Non Pigeon-Hole Wall Mount Cabinets K.6		LO • Lock Assembly K.9
	TSP-H21 • Tackboard for 84" High Double Height Pigeon-Hole Wall Mount Cabinet K.6		
	TS-H25 • Tackboard for 84" High Double Height Non Pigeon-Hole Wall Mount Cabinet K.6		
	TSPAS-H21 • Tackboard with Rail for 84" High 2 Height Pigeon-Hole Wall Mount Cabinet		

WHERE TO ORDER / HOW TO USE THIS GUIDE

AREA	PHONE	FAX
Ontario (Except Ottawa)	905-470-0010	905-470-6262
Calgary, AB (Global Alberta - Calgary)	403-250-7770	403-250-7773
Edmonton, AB (Global Alberta - Edmonton)	780-444-8922	780-443-3913
Halifax, NS (Halifax)	902-422-7434	902-423-9924
Quebec, QC (Quebec)	418-653-6111	418-653-6151
Montreal, QC (Montreal)	514-866-4331	514-866-8567
Ottawa, ON (Ottawa)	613-234-2881	613-234-5350
Burnaby, BC (Global West)	604-432-1701	604-432-7475
Winnipeg, MB (Winnipeg - Saskatchewan)	204-925-3350	204-925-3356

ISO 9001:2015 Registered: The Descor Factory is ISO 9001:2015 registered for manufacturing procedures and practices of quality and quality control processes.

ISO 14001:2015 Registered: The Descor Factory is ISO 14001:2015 registered for environmental procedures and practices.

ANSI/BIFMA Certified: Descor casegoods have passed ANSI/BIFMA standards for product construction and durability.

FSC®: Forest Stewardship Council®: Option available on all wood veneer products by special request.

BIFMA e3: Furniture sustainability level 3.

Greenguard: All Descor Products are Greenguard certified.

Price and Product Guide Section: Features the actual product pricing and specification instructions. This section is divided into Desks, Returns, Bridges, Credenzas, Corners and Components, Modular Storage, Hutches, Wall Mounted Storage, and Freestanding Storage.

General Information: Includes subdivision sections of casegoods construction, varnish specification, veneers and wood solids, finishing process, general installation and hardware, maintenance, terms and conditions of sale, warranty and where to order.

Price List Effective: January 2025

HOW TO ORDER A PRODUCT

Creating a correct and complete product number ensures clean orders and accurate information for the factory. Clean orders expedite order entry and factory order scheduling, thereby, saving days, sometimes weeks off potential-ly extended lead-times.

To order actual wood, plastic laminate finish and fabric samples and cards, place request with the Global Marketing Department via fax at 416-667-0338 or via e-mail at literaturecdn@globalfurnituregroup.com.

From product to product, there are different options available that affect the length, options and sequence of the order-string.

Wood finish and Laminate samples are individual 3"x 5" chips and can be obtained through the above by request.

To view current wood, plastic laminate finish and fabric samples, please visit www.globalcontract.com.

EXAMPLE - HOW TO SPECIFY

CODES: The price list uses a numbering system with meaningful alphanumeric characters to create a simple to understand product number. This makes specifying the product easy and accurate.

SPECIFICATION EXAMPLE OF A DESK UNIT

PRODUCT CODE:

KMID7242EDG
 K = Kingston Series
 MID = Double Pedestal Desk, Breakfront Style with Bow Top
 7242 = Size: Width x Depth
 ED = Pedestal Configuration: FF Pedestal Left and BBF Pedestal Right
 G = Aluminum Framed Glass Modesty option on Breakfront Style

OPTIONS:

FINISH:

Choose Finish (e.g. MPW) - See Page A.19

EDGE:

Choose Edge Detail (e.g. K16) - See Page A.19

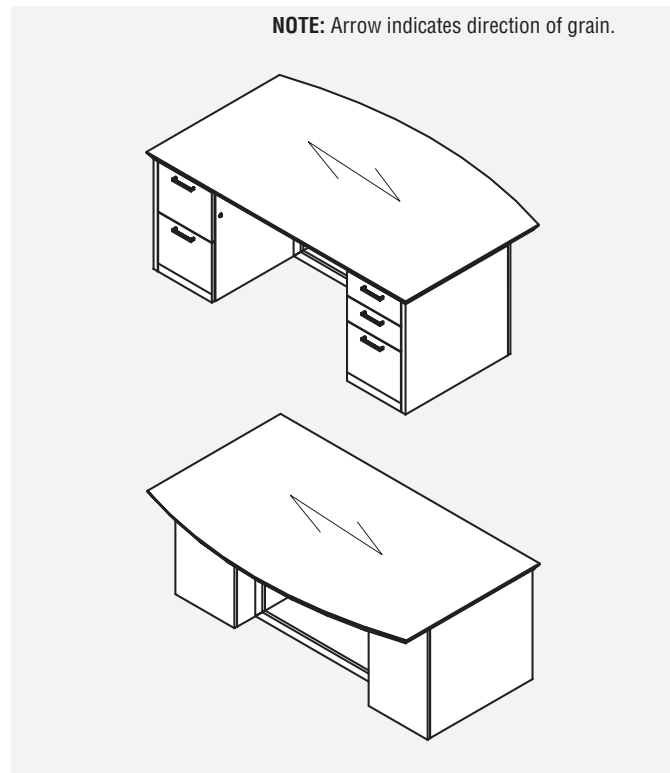
HANDLE:

Choose Handle (e.g. PL64) - See page A.19
 If Handle is not specified Routed Pull is standard.

Optional Grommet Locations:

TL - Top Left
 TR - Top Right

For Grommet Location see Page A.10



KINGSTON SERIES DETAILS

Series Detailing: Kingston detailing is contemporary with a 1" overhang on all edges. Solid walnut, cherry, maple, oak that bands user and guest sides is 1" wide by 1 3/8" thick for an overall thickness of 1 3/8". Kingston is a "top over pedestal" detailed series with a 1/4" reveal between top and end-panel. Tops have a 1" overhang. Floor storage unit bases (i.e. kick-plates on pedestals, lateral files, bookcases, etc.) are integrated in drawer faces.

Products that are normally positioned against walls, such as credenzas, have a self-edge veneered back edge detail.

Grommets: GM5 is the standard Kingston grommet.

Grommets are included standard with products where shown in the product line drawings. Otherwise, specify additional grommets where needed. See Grommet

Specification details at Page A.10.

Locking: Locks are standard on all "below work surface level" drawer and door storage units with the exception of the pull-out tray units and single lateral file drawer combination tray/slot units. Combination storage unit comes with lock for file and lateral file drawer only, box drawers cannot lock. Lock colour will match the handle option. Locks are optional on all "above worksurface level" closed storage.

For Optional Grommets:

GM5E (Black) / GM5K (Tungsten) \$91

CONSTRUCTION

Finish: Conversion varnish (similar to catalyzed lacquer, but tougher), 25° sheen. Descor does not buff or rub its finishes.

360° Finishing: All Descor wood casegood products are veneered and finished on the back sides (except modular under-surface storage - tops and backs are unfinished).

Veneers and Solids: Veneers and solids are Number One select, architectural grade "A" oak, walnut, cherry or maple. All Descor wood worksurface moulded edges are solid oak, walnut, cherry or maple.

Series Handles: If no handle is specified, there will be a routed finger pull in drawer fronts and touch latch mechanism for doors.

Pedestals: Full-to-the-floor. Pedestals are fully assembled units that are either installed into desk and credenza shells, or available as modular units. Undersurface storage units include locks.

Drawer Suspensions: Pedestal drawer suspensions are metal ball bearing type. Both box and file drawers are full extension.

Hanging file rails: Are pre-installed on file drawer perimeters. The back rail in a lateral file drawer is designed for both legal and letter size filing.

Drawer Construction: Drawer sides and bottoms are maple veneer plywood with dowel construction.

Drawer Fronts: The drawer front is an applied element to a four sided drawer. Drawer fronts are veneered on all surfaces. Routed horizontal finger pull is solid oak, walnut, cherry or maple. If a handle is specified no hardwood routed pull is provided. Drawer fronts can be removed or replaced in the field.

Leveling Glides: Levelers have a 1" range of adjustment.

VENEERS AND WOOD SOLIDS

Descor provides high quality veneers and solids to our customers.

We procure wood globally but mainly in North America and Europe with a progressive approach towards sustainability. We ensure our vendors are protecting and maintaining the natural forests of origin.

Descor lays-up its own flat cut (cathedral pattern) in book matched set and patterns. Rift cut veneers are laid-up in a slip match method.

For additional information on veneer species, cuts and patterns please contact your Customer Service representative.

DESCOR CONVERSION VARNISH SPECIFICATIONS

Descor uses conversion varnish: It is among the most durable finishes used in the contract furniture industry (more durable than catalyzed lacquer).

Conversion varnish is a synthetic, catalyzed cured (chemically active) finish, containing UV inhibitors to slow the oxidizing (colour changing) effects of ultra-violet rays on wood.

Descor produces low 25° sheen. Low sheens are the most practical for commercial use as it doesn't show most scratches and are more easily touched-up than higher sheens.

Cures with heat, developed two ways:

- Chemically (catalyst reaction within the varnish itself)
- Line oven (approximately 140° F) accelerates finish curing and increases

molecular density for a harder finish

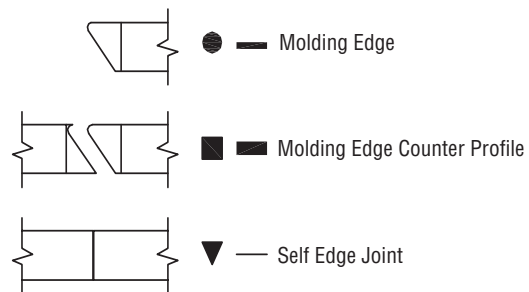
Conversion varnish has a component called "solids", produced by a combination of resins when the solvent evaporates. These solids float to the varnish surface, which is where they cure. These solids are the durable aspect of the finish.

Descor uses an "off-the-gun" technique with conversion varnish. This means the "solids" (the durable aspect of the finish) remain intact on the surface of the finish.

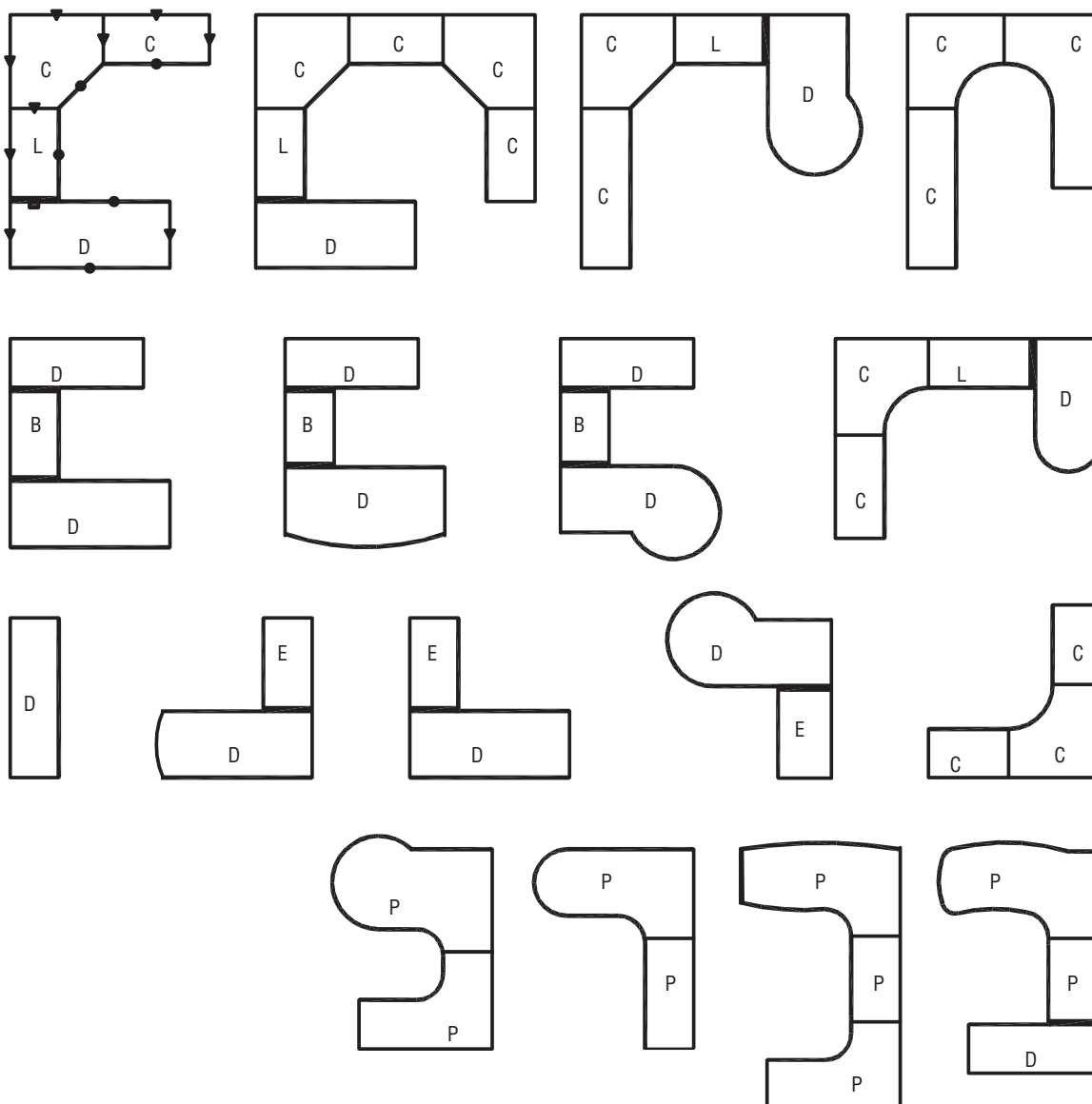
Descors standard finish on oak and walnut is open pore, on cherry and maple is semi-closed pore. If a full fill finish is required for walnut, cherry and maple tops, add the suffix "2" to the finish code and add 5% to the base pricing for each product.

Custom finish is available at an upcharge (See finishes and options section).

KINGSTON EDGE DETAILS



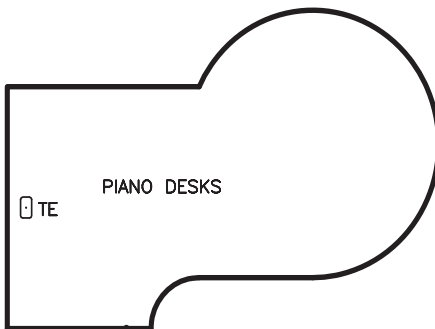
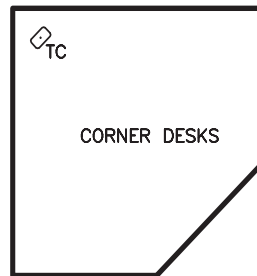

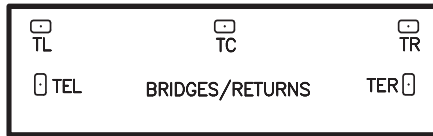
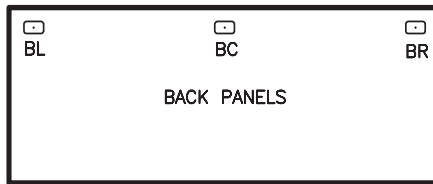
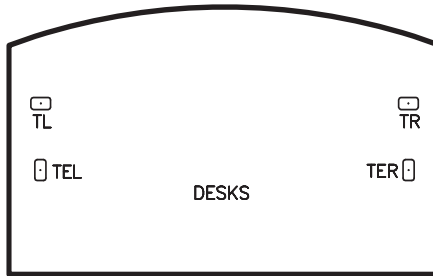

D - Desks and Credenzas
 B - Executive Bridges
 E - Executive Returns
 C - Corner Components
 L - Linking Bridges
 P - Piano Desks



Note: Refer to Price List Pages for appropriate coding and pricing. Custom configurations are available by requesting a quote.

GROMMET SPECIFICATION

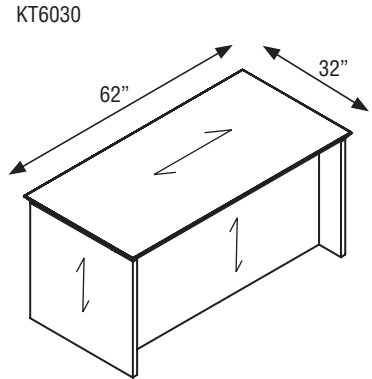
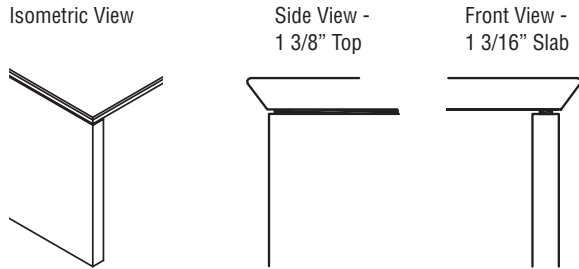
Includes standard and optional Grommet Locations



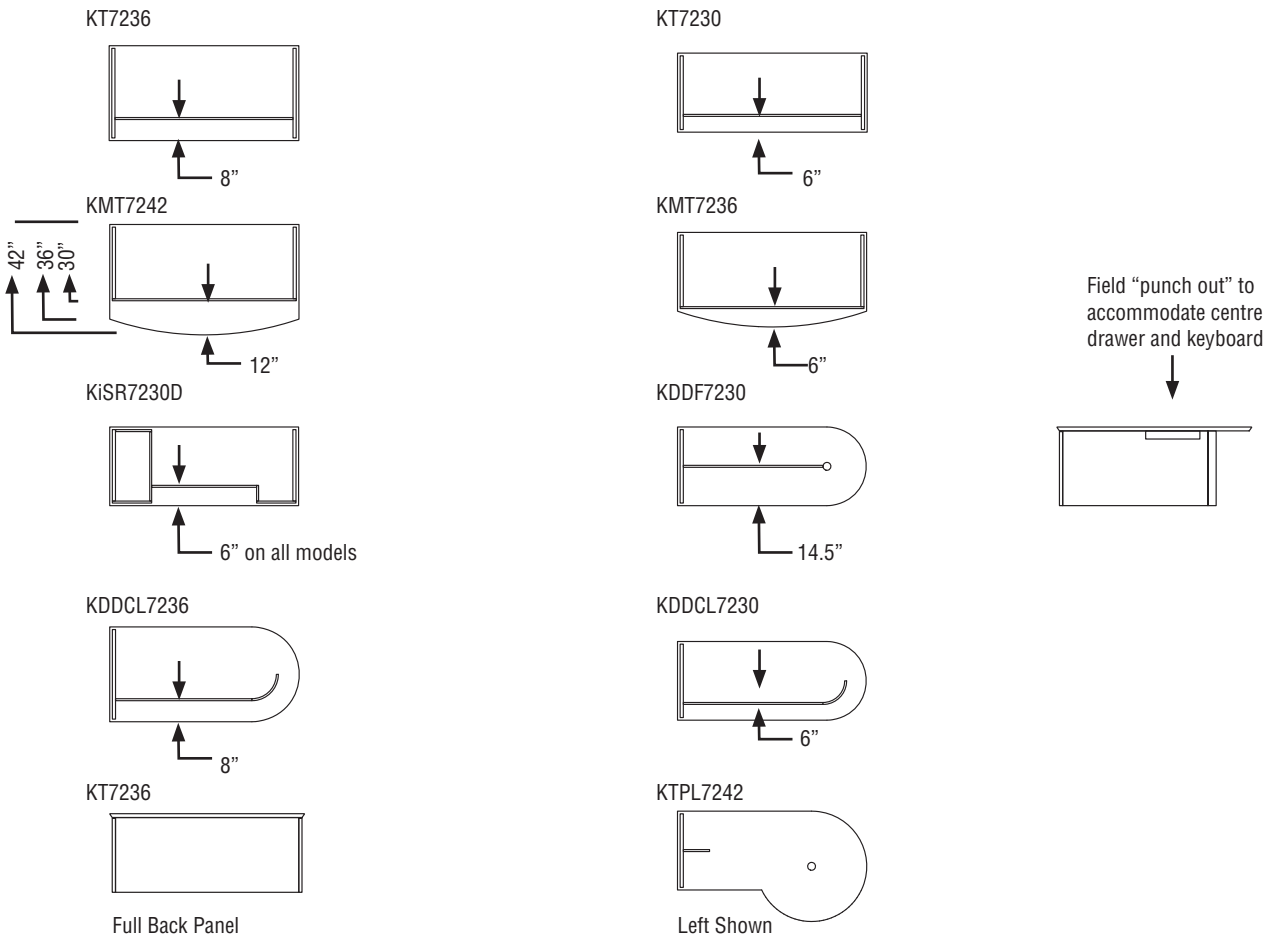
Note:
 - Custom configurations are available by requesting a quote.
 - For TEL & TER location please contact Customer Service.

KINGSTON DESKS

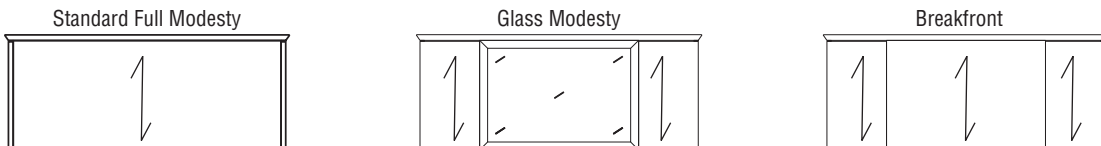
Can be ordered as a shell or with pedestals.
 Hand of Rectangular Desk is determined by location of pedestal from user side.
 Hand of "D" Top is determined by outward orientation of curved end from user projection.
 Hand of "P" Top is determined by outward orientation of conference end from user projection.



MODESTY PANEL CLEARANCE

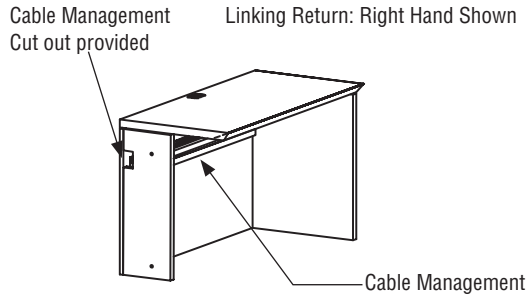


MODESTY PANEL OPTIONS

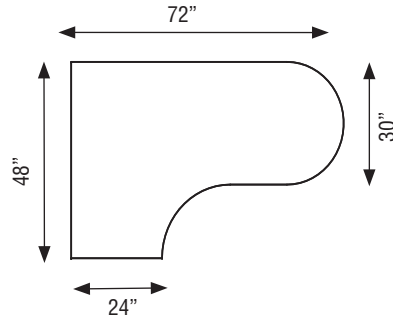
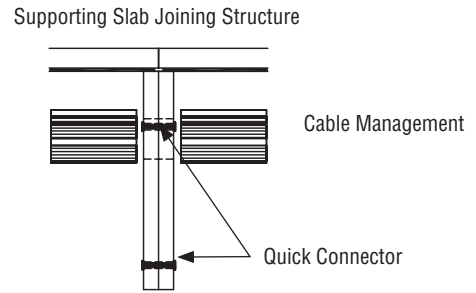
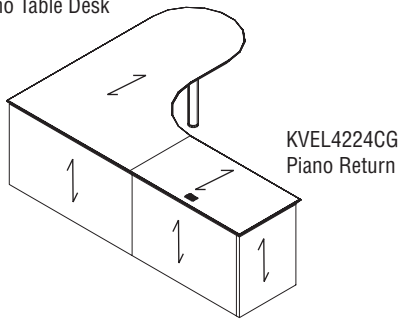


KINGSTON PIANO DESKS AND LINKING RETURNS

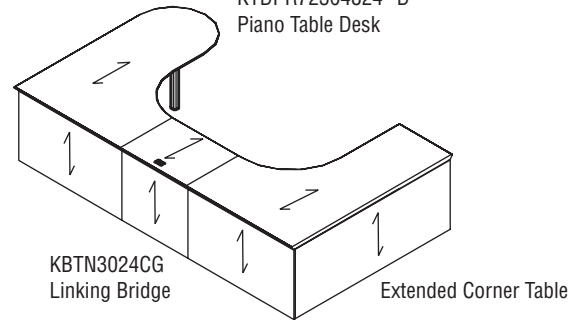
- All Desks are shipped assembled.
- Units include standard Grommets shown and installed horizontal wire management.
- Unit is handed by Post Leg.
- Not for use with regular Corner Units.



KT DPR72304824
"D" Piano Table Desk



KT DPR72304824 "D"
Piano Table Desk

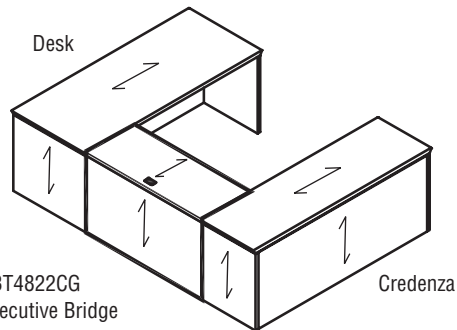


To remove Cross Grain veneer pattern on Top, delete suffix "CG" from the Product Number Code. (Available at no upcharge)

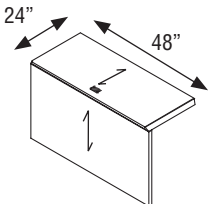
KINGSTON EXECUTIVE BRIDGES

Executive Bridge is used to connect a Desk to a Credenza. Not to be used with Corner Components or Piano Desks. Three Back Panel options. Back panel flush with end panels of Desk and Credenza. Includes GM5 Grommet Top Centre.

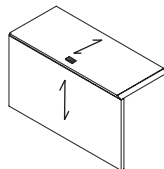
To remove Cross Grain veneer pattern on Top, delete suffix "CG" from the Product Number Code. (Available at no upcharge)



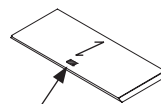
KBT4822CG
Dimensions are actual



KBT4822CG
Full Back Panel

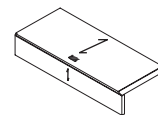


KBT4822TCG
Bridge Top only



GM5 Grommet
"Standard Location on Bridges"

KBT4822Q8CG
8" Back Panel



KINGSTON EXECUTIVE RETURNS

Executive Return is used to attach to a Single Pedestal Desk, Single Pedestal Credenza, Desk Shell or Credenza Shell.

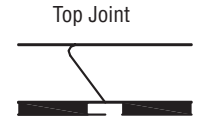
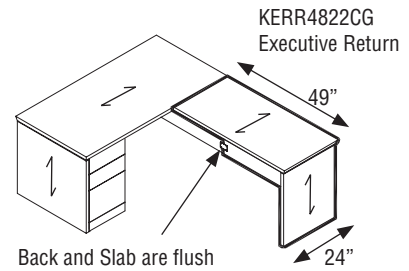
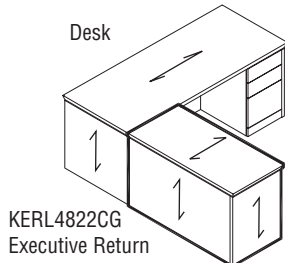
Can be specified as a Shell or with a Pedestal.

Back Panels are available as either full height or 8" from the underside of the worksurface.

Hand of Executive Return is determined by location of full end panel from user side.

Hand of Desk or Credenza is determined by location of pedestal from user side.

Executive Return attached to Desk or Credenza



To remove Cross Grain veneer pattern on Top, delete suffix "CG" from the Product Number Code. (Available at no upcharge)

KINGSTON CORNER COMPONENTS

Corner Table is used to connect to Linking Bridge and Linking Credenza.

Cable management tray included.

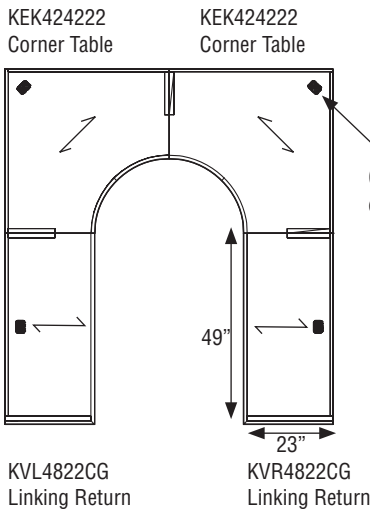
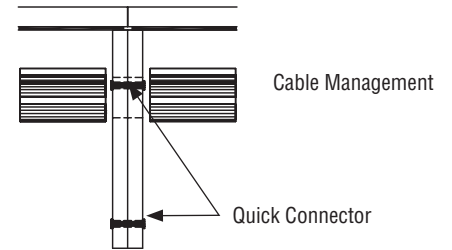
Back Panels are available as either full height or 8" from the underside of the worksurface.

Hand of Linking Credenza is determined by location of full end panel from user side.

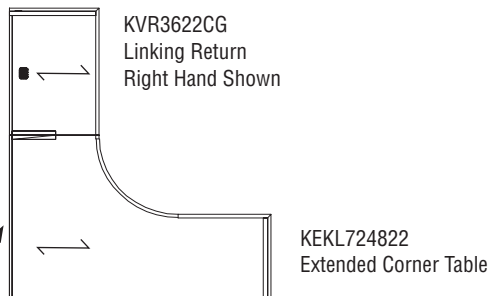
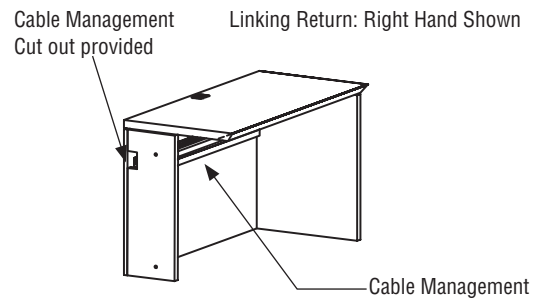
Hand of Extended Corner is determined by location of long narrow end from user side.

To remove Cross Grain veneer pattern on Top, delete suffix "CG" from the Product Number Code. (Available at no upcharge)

Supporting Slab Joining Structure



Grommet standard on all Corners except Extended Corners

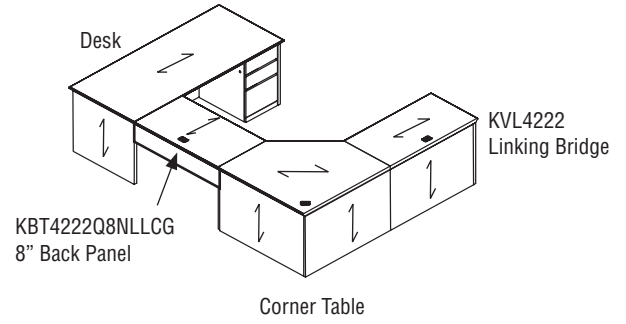
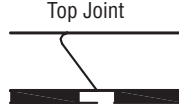


Grommet must be specified if required.

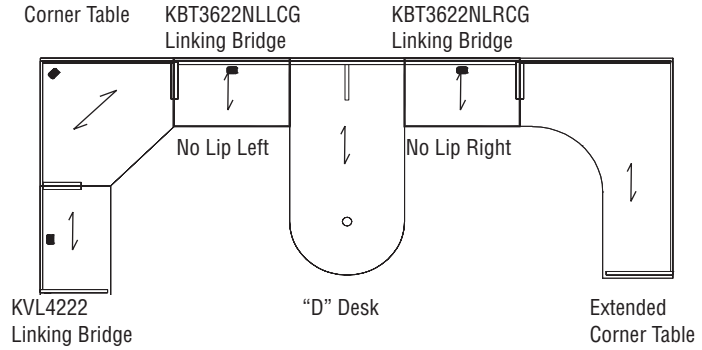
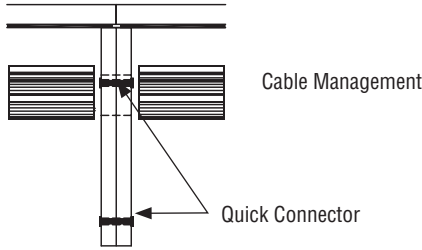
KINGSTON LINKING BRIDGES

Linking Bridge is used to connect Corner Components to Single Pedestal Desk, Single Pedestal Credenza, Desk Shell or Credenza Shell. Back panels are available as either full height or 8" from the underside of the worksurface. Includes GM5 Grommet Top Centre. Hand of Linking Bridge is determined by location of half end panel from user side.

To remove Cross Grain veneer pattern on Top, delete suffix "CG" from the Product Number Code. (Available at no upcharge)

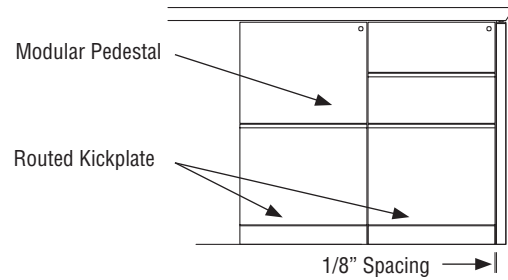
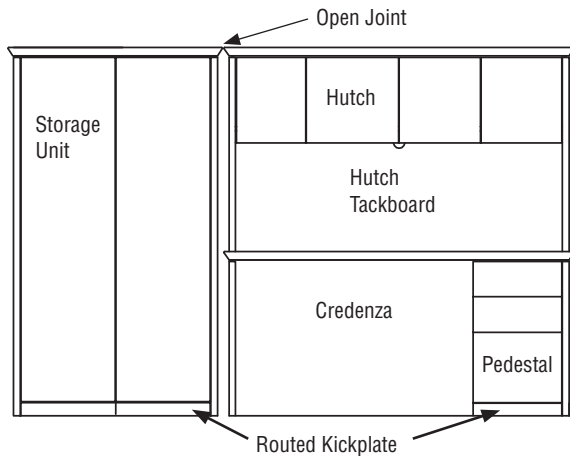


Supporting Slab Joining Structure



KINGSTON SIDE BY SIDE COMPONENTS

Note: For a flush connection contact customer service for no upcharge.

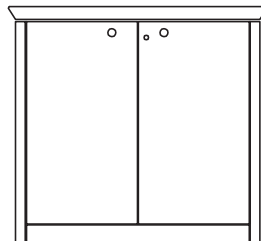



KINGSTON MODULAR PEDESTALS AND HANDLES

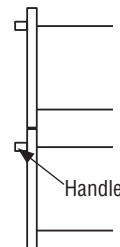
Modular Pedestal for Kingston. Credenza Shells can only be completely filled with Modular Components that end in ".5" to create a Full Storage Credenza.

When No Handle is specified doors open with Touch Latch.

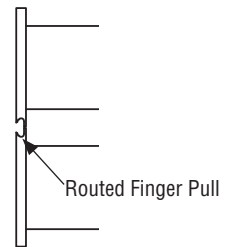
When Handle is specified Touch Latch is not used.



Pedestal Handle



Handle



Routed Finger Pull

KINGSTON LOCKS

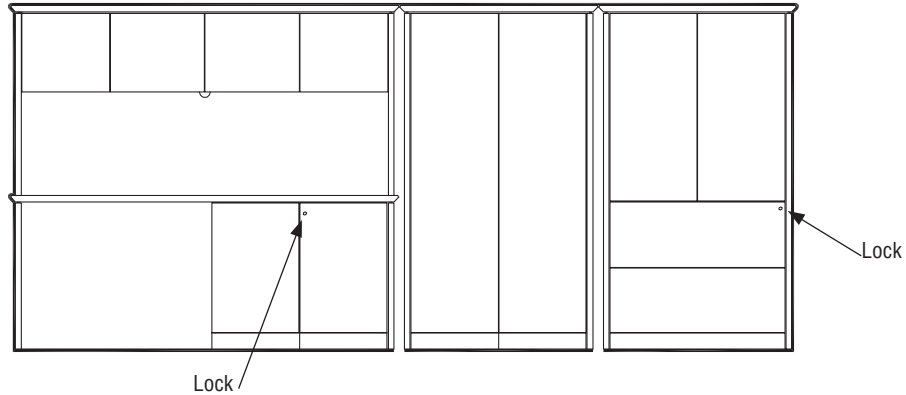
Locking

Locks are Standard on all “below the work surface level” Drawer and Door Storage Units with the exception of the Pull-Out Tray Units and Single Lateral

File Drawer Combination Tray/Slot Units

Locks are Optional on all “above the work surface level” Closed Storage Units. See Accessories Section Page K.9 for Lock Specification details.

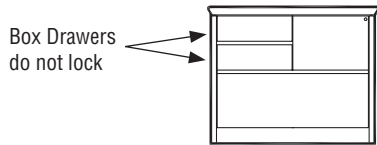
Standard Lock Positions



KZR

Combination Storage Unit:

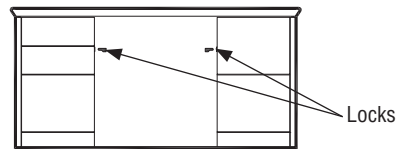
Lock for File and Lateral File Drawer only, Box Drawers do not lock.



KD7236DE

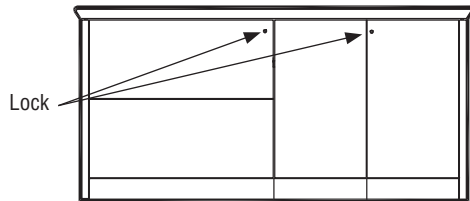
Double Pedestal Desk/Credenza:

Lock for D and E Pedestals are on the inside Gable.



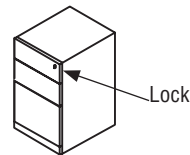
KCF7222

Full Storage Credenza: Locks are on the front.



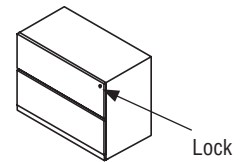
KWD

Modular Furniture: Lock is on the front.

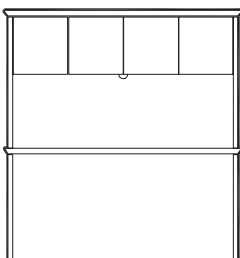


KWF

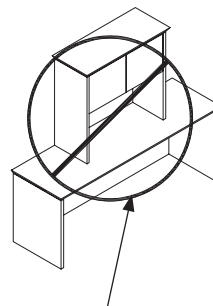
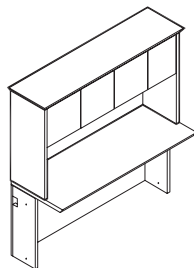
Modular Furniture: Lock is on the front.



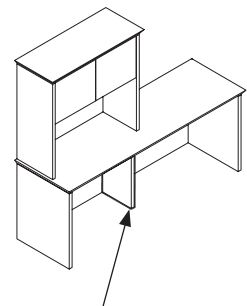
HUTCH POSITIONING



There must be an end panel under the hutch



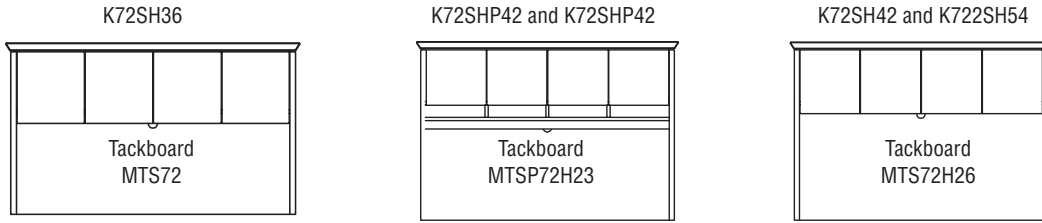
Missing Support NOT Recommended



Add optional Support SLAB12 (as Special)

KINGSTON TACKBOARDS

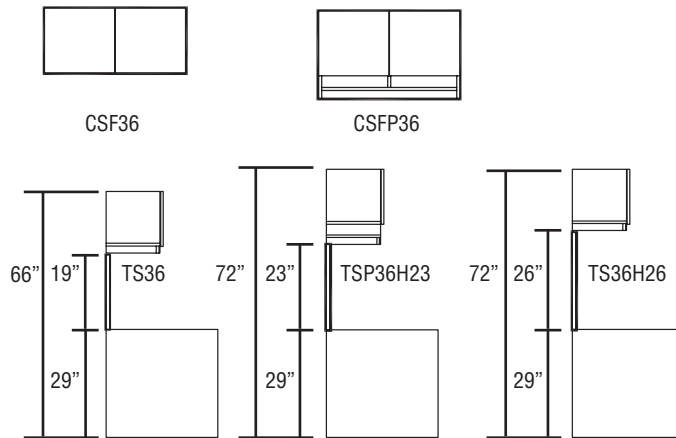
Tackboards for Storage Huches



Tackboards with Accessory Rail

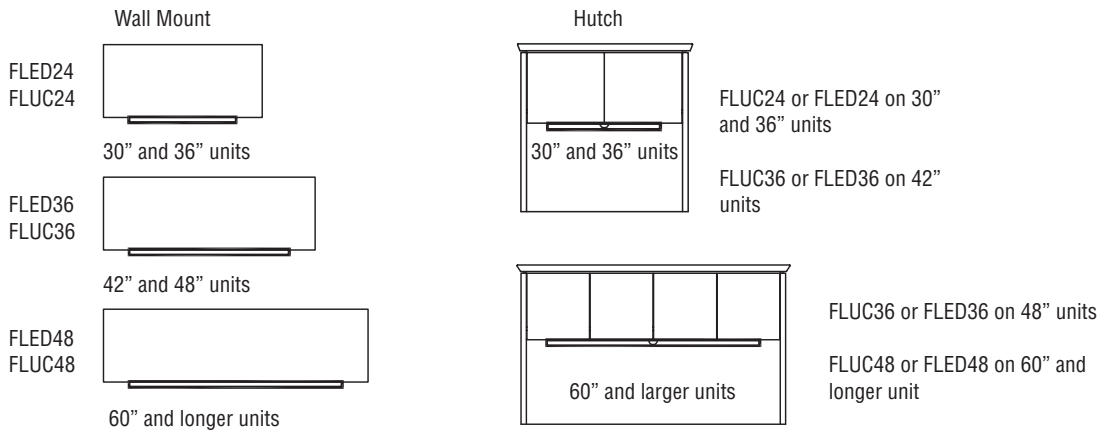


Tackboards for Wall Mount Overheads



KINGSTON LIGHTING

Lighting for Hutches and Wall Mount Overheads.



GENERAL INSTALLATION AND HARDWARE

Uncartoning

Always uncarton wood office furniture with care. Never use a knife or sharp object of any kind to open cartons. Tear cartoning tape off by hand. Protective corner blocks, foam-wrap, and a bottom skid are included in the carton during shipping for protection.

Hardware: All necessary hardware for attaching furniture is included in the shipment. Actual wall-attachment fasteners for Wall cabinets, Tackboards and Visual Boards are not included due to variable site conditions.

Hanging file rails: Pre-installed on file drawer perimeters and accommodates both legal and letter size filing.

Flat-plates: Are used to attach Bridges and Returns to Desks and are shipped pre-attached to the bottom of the Bridge or Return. Mini-flat-plates for securing Bridge Back Panels to Desk or Credenza End-panels, and quick connectors for securing modular Corner Units to adjacent pieces, are shipped along with screws in a plastic bag attached to the bottom of the Bridge or Return.

Caution: Using screws other than those supplied by Descor could result in damage to finished tops. Descor will not honor claims due to installation of incorrect hardware.

Installation: Wall-mounted cabinets, Tackboards and Visual Boards are pre-attached with horizontal wall rails to the back of each unit. The wall-side components must be detached from the unit and fastened to the wall accordingly. Wall fasteners are not included due to the variable site conditions. Securing the wall rail to a vertical structural member is the required manner of installation. The Cabinet or Visual Board is then lowered on to the wall rail. It is important to level the wall rail before installation. Wall cabinets are equipped with levelers at the bottom of the back panels for proper cabinet alignment. Units with doors are equipped with adjustable European door hinges to assist in door alignment. It is required to use a #8 wood screw through the back of the cabinet and the

wall-mounted rail, to further secure the wall attachment. Tackboards have vertical grooves in the back for tasklight wiring.

Hutches: Descor utilizes a non-marring method of Hutch attachment. They are installed with double faced tape applied to the bottom of the end panels. The tape is shipped in a plastic bag found in the Hutch. Removal of the Hutch requires moderate pressure to be applied on the top of the unit towards the wall for at least a minute for the pressure sensitive tape to release. At the dealer or installer's discretion, additional support may be added by installing flat-plates along the outside back of the attached units. These flat-plates are not included in the shipment.

Hutch tackboards: Factory installed.

Modular storage units: Have pre-drilled holes through the unfinished tops for securing to the bottom of the work surfaces. Screws and lock keys are included in a plastic bag fastened inside the pedestal. Installer should leave a 1/8" reveal between the Modular Storage Unit and the End panel. Disassemble the Modular Unit first before relocating the entire unit to avoid damage or bodily injuries.

5-sided corner tables: Join Bridge and Credenza run-offs, using the supplied quick-connectors. Recessed end-panels in these units are pre-drilled to accept quick-connectors for easy alignment. Accurate leveling is critical for these units to align and connect properly. Flat-plates are pre-attached to the work surface to secure to the desk unit.

Upon completing installation, wipe furniture with a damp cloth, followed by a dry soft cloth.

Leveling wood office furniture properly is the most important procedure to ensure proper functioning and alignment of drawers, locks and doors.

CARE AND MAINTENANCE GUIDE

Wood Casegoods Care: Descor furniture is constructed to strict specifications to ensure years of satisfied use. As with all wood products, certain care requirements and periodic maintenance are necessary in order to maintain the original new appearance and function.

Finish Protection: All clear wood finishes are susceptible to scratches from rough and abrasive objects, such as staples, paper clips, ceramic coffee mugs, flower pots, picture frames, etc. Computer equipment with rubber feet can also cause discoloration and softening of the finish due to petroleum distillates in the rubber.

Glass tops are the ultimate protection against scratch mishaps. The most practical protection is the use of desk-pads or blotters, paper management bins, coasters, common sense caution with rough items, and adding pressure sensitive felt to the feet or bottoms of any potentially destructive item on the Desk.

Finish Care: Wax or polish should never be used on the catalyzed finish; they will give a greasy, cloudy or uneven appearance to the product. Descor's conversion varnish finish is best cleaned by wiping the surfaces with a damp cloth, followed by a soft dry cloth in the direction of the grain. If the surfaces are very dirty, use of a glass cleaning type of product is recommended.

Never use a silicon based product to dust or polish catalyzed finishes. Over time, silicon may disrupt the actual molecular composition of the finish and cause it to soften and become cloudy.

Additional Tips:

- Remove any spilled liquid immediately with a blotting, rather than a wiping motion.
- Do not drag or push objects or stacks of papers across any finely finished surface.
- Avoid exposing surfaces to extreme heat, cold or humidity.

- The surface finish may be burn resistant, however, the wood underneath the finish is not and can be charred by a burning cigarette or heat producing unit.
- Exposure to strong sunlight should be avoided. The surface finish is fade-proof, however, in spite of UV inhibitors in the finish, the wood underneath may change colour (patina) where extended exposure to sunlight exists. Natural or light finished species are especially susceptible to UV colour change.
- Building maintenance and maintenance service management should be notified of the proper care instructions and procedures for your furniture to avoid damage and allow optimum appearance for years to come. Special care should be taken to protect wood furniture when other trades such as painters, electricians and telecommunications workers are present performing work.
- Drawer suspensions are lubricated prior to shipment. Periodic lubrication may be applied to the ball bearing housing with a high quality lubricant found in most hardware stores.
- Drawer alignment is achieved with proper leveling of desks and credenzas.
- Check leveling glides for adjustment if the furniture is moved.
- Modular furniture items, such as Desk Shells and Modular Pedestals **must be disassembled** prior to moving or relocating to avoid damage to the furniture.
- Hutch and wall cabinet doors may require field adjustment, from time to time, due to shifting weight load factors inside the cabinet.
- Touch-up of wood furniture should only be attempted by a qualified refinisher/touch-up technician. Contact your furniture dealer if this need should arise.

DESCOR LIMITED LIFETIME WARRANTY

Descor will, at no cost to the original purchaser and for as long as the original purchaser owns a Descor product repair or replace with a comparable product, at Descor's option, any part or product sold after January 01, 2001, which fails as a result of a defect in its design, materials or workmanship. For all purposes of this warranty, the term "purchaser" is defined as the entity or individual acquiring a new Descor product as the initial purchase thereof either from Descor or an authorized Descor dealer.

Exceptions to this warranty include:

- Descor warrants wood casegoods products to be free from defects in materials and workmanship for a period of 10 years, of single shift service, from the date of delivery.
- Lighting products and grommets are warranted for one year from date of delivery.
- Custom electrical solutions may carry varying warranty coverage.
- Descor fabrics and wood veneers are warranted for 5 years from the date of delivery.
- Electrical components are warranted for 1 years from the date of delivery.
- Moving parts, which include, glides, slides, casters, user adjustable work surface mechanism are warranted for 5 years from date of delivery.
- Descor warrants its products based on a single shift (40 hours/week). Usage beyond a single shift (40 hours/week) will result in a reduction in the warranty, in proportion to the increased usage.
- Pneumatic cylinders for any product, unless otherwise stated, are warranted for 10 years of single shift (40 hours/week) usage from date of delivery.

This warranty does not include:

- Customers Own Material or finishes applied to Descor products (which include graded in fabrics and which are treated as Customers Own Material).
- Wood Veneer being a natural material will have shade differences between veneer leaves. This will be more apparent between flitches. Fading on wood veneers can be caused by exposure to UV rays / sunlight.
- Wood colour, grain and stain acceptance, which may occur due to the natural elements of wood.
- Ballasts and light bulbs.
- Products which have been modified or which have not been installed or used according to Descor's application and installation guidelines or warnings.
- Products that must be replaced due to normal wear and tear, negligence, abuse, accidents or shipping damage.
- Products used for rental purposes.

In no event shall Descor be liable in either tort or contract for any loss or direct, special, incidental, consequential, or exemplary damages.

This warranty is the customer's sole remedy for product defect. Descor makes no warranties, including the express or implied warranties of merchantability and fitness purpose, other than the express warranties contain herein.

TERMS AND CONDITIONS OF SALE

Prices: Prices are subject to change without notice. All shipments are F.O.B. the plant unless otherwise indicated. All taxes are extra.

Terms: Merchandise shall be invoiced when shipped and payment is due 30 days after invoice date.

Orders: All orders are subject to acceptance by Descor head office and to the Terms of Sale which appear in current price lists.

Returns: Merchandise may not be returned without prior written consent. Upon approval, a minimum restocking charge of 35% shall be deducted from the credit note, in addition to any expense incurred should reconditioning be necessary. Return shipping must be prepaid.

Cancellations: All orders are considered firm and not subject to cancellation without our documented approval. Cancellation charges may be required based on expenses incurred during order processing.

Carriers: All shipments shall normally be made through the Buyer's specified carrier. Otherwise Descor shall use its best judgment in selecting a carrier. Prepay and Add Service Charge to cover cost of processing prepaid freight bills, a charge of \$30.00 per shipment will be made. This amount will be included in the "Freight Charges" invoiced by Descor.

Liability: Every effort is employed to effect secure packing for shipment. Descor's liability ends when the carrier issues a clear receipt, acknowledging automatically that the shipment has been received in good condition.

Claims: It is required that all merchandise be carefully examined by recipient before issuance of clear receipt to carrier. Should the shipment arrive unsound or incomplete, have carrier make proper notation on the delivery receipt and original freight bill as to discrepancy before accepting shipment. Any claim for damage or shortage must be filed by you with the delivering carrier. Descor will not accept return of merchandise damaged in transit.

Changes and Cancellations: Descor reserves the right to institute changes with regard to materials, equipment, specification and designs, as well as to discontinue models at any time without prior notice. After the date of Descor's acknowledgement of a Purchaser's order, the order may not be changed or cancelled by Purchaser without the written consent of Descor. Special order items already in production are not subject to change or cancellation under any circumstances. Other standard items already in production are subject to a minimum 35% restocking charge, based on list price. A higher percentage may apply, depending on the stage of production.

Finishes: Descor veneers and solid woods are carefully selected for colour, tone and grain. Since the distinctive characteristics and nature of wood cause variations, exact matches are not always possible.

Shipping Weight: All shipping weights and cubic sizes as indicated are approximate.

Dimensions: Are approximate. Please contact Descor for specific dimensions required.

FINISHES AND OPTIONS

Descor Collection Products are Greenguard certified

Group 1 Finishes (Standard Finishes)

Finish Code	Colour	Veneer Type	Veneer Cut
BTW	Biscotti	White Oak	Rift
JAW	Java	White Oak	Rift
CRW	Coral	White Oak	Rift
EVW	Evening Oak	White Oak	Rift
GRW	Grey on Oak	White Oak	Rift
MTW	Milestone	White Oak	Rift
CAW	Cacao Walnut	Walnut	Flat
DWW	Dark Walnut	Walnut	Flat
EWW	Espresso Walnut	Walnut	Flat
LTW	Latte Walnut	Walnut	Flat
MHW	Mahogany on Walnut	Walnut	Flat
WLW	Walnut	Walnut	Flat
NLW	Natural Walnut	Walnut	Flat
ULW	Umber Walnut	Walnut	Flat
ACW	Amber Cherry	Cherry	Flat
DCW	Dark Cherry	Cherry	Flat
RCW	Red Cherry	Cherry	Flat
WCW	Warm Cherry	Cherry	Flat
AMW	Almond Cherry	Cherry	Flat
VNW	Vintage Cherry	Cherry	Flat
HAW	Hazelnut	Maple	Flat
MPW	Natural Maple	Maple	Flat
WMW	White Maple	Maple	Flat

Glass Finish (For Glass Doors and Modesty Panels)

Frosted Glass Standard
 White back painted glass Please contact Customer Service - Quote Required

Custom Staining (Please Contact Customer Service)

up to \$50,000 Add \$375 Flat Fee and 15% to the List Price
 \$50,000 and \$200,000 Add 15% upcharge to the List Price
 over \$200,000 No upcharge

Full Fill available (Add 5% upcharge to the List Price)

Walnut Tops Add suffix "2" to the end of the finish code
 Cherry Tops Add suffix "2" to the end of the finish code
 Maple Tops Add suffix "2" to the end of the finish code

Solid Colours on MDF

Finish Code	Colour	
BLK	Black	Solid Colour
BZD	Blizzard	Solid Colour
CGY	Custom Grey	Solid Colour
DWT	Designer White	Solid Colour
MSM	Moss	Solid Colour
SEM	Sienna	Solid Colour
SPM	Spice	Solid Colour
SRM	Surt	Solid Colour
SDT	Stonedust	Solid Colour
SOG	Storm Grey (Charcoal)	Solid Colour

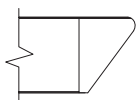
Metal Finishes

Finish Code	Colour
E	Black
K	Tungsten (Silver)
P	Brushed Chrome
DWT	Designer White

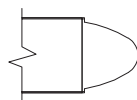
Special Finish Options

Custom Veneers Please contact Customer Service for selection and pricing
 Laminate Inlays Please contact Customer Service - Surcharges may apply
 FSC option available Please contact Customer Service - No upcharge

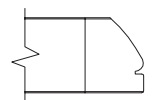
EDGES AVAILABLE



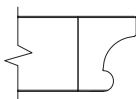
K16



K18



K21



K22



K29



K30

Other Edge Profiles are available, please contact Customer Service.

HANDLES AVAILABLE



PL33
Black Moon Pull, 4"




PL34
Nickel Moon Pull, 4"



PL64
Contemporary Nickel Pull, 5 3/8"



PL66
Transitional Nickel Pull, 6 3/4"



PL92
Silver Bar, 5 3/8"



PL93
Black Bar, 5 3/8"



PL94
Silver Rectangular Handle, 5 3/8"



PL95
Black Rectangular Handle, 5 3/8"



PL96
Silver Slimline Pull, 5 3/8"



PL97
Black Slimline Pull, 5 3/8"



PL98
Silver Princeton Bar, 5 3/8"



PL99
Black Princeton Bar, 5 3/8"



PLS7
Black Spaghetti Pull, 7 3/8"



PLS8
Silver Spaghetti Pull, 7 3/8"

- If Handle is specified:
 - Black Handle = Black Lock & Grommet.
 - Silver, Nickel and Tungsten Handle = Tungsten Lock & Grommet.
- If Handle is not specified Routed Pull, Black Lock & Grommet are standard.
- COM Handles are available, please contact Customer Service

TACKBOARD FABRICS - GRADE 1

Tackboards are standard in Global Furniture Group Grade 1 panel textiles, please refer to the following website for the current offering.

<https://www.globalfurnituregroup.com/ca/workplace>

To find Panel Textiles choose the Resources tab and click on Textiles. Select Panel Textiles Grade 1 for standard offering.

KEY ALIKE FORM

DATE

ACK.NO. (PROVIDED BY DESCOR)

PAGE(S)

CUSTOMER PO#

SPECIAL INSTRUCTIONS

INITIATED BY

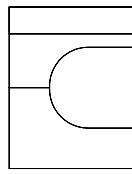
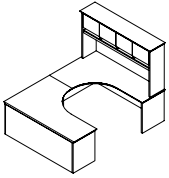
ADD ON

ORIGINAL PO#

KEY NO. W420 to W500 Inclusive	TAG AREA	QUANTITY	DESCOR USE ONLY	
			Key Area Total	Checked Total
			Quantity	Print Initials

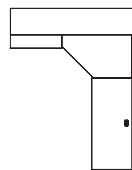
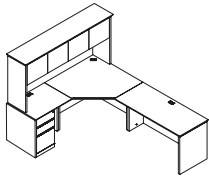
NOTE: If Key Alike Instructions are not Submitted to DESCOR INDUSTRIES with the Customer's Purchase Order, all components will be keyed randomly.

K-01



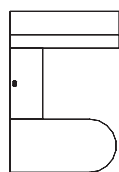
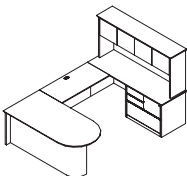
QUANTITY	CODE	DESCRIPTION	PRICE
1	KEKL724822	Left Extended Corner Table with 22" Return Connection	6078
1	KEKR487222	Right Extended Corner Table with 22" Return Connection	6078
1	K72SHP42	42" High Storage Hutch with Pigeon-Holes & Wood Doors	6054
TOTAL			\$18,211

K-02



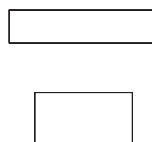
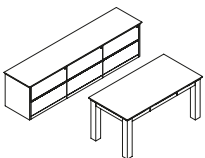
QUANTITY	CODE	DESCRIPTION	PRICE
1	KE424222	Corner Table to be used with Linking Returns & Linking Bridges	2682
1	KVR5422CG	Right Linking Return to be used with Corner Unit	2503
1	KVL3622CG	Left Linking Return to be used with Corner Unit	1911
1	KWD	Modular BBF Pedestal	1915
1	K78SH36	36" High Storage Hutch with Wood Doors	4688
TOTAL			\$13,699

K-03



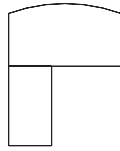
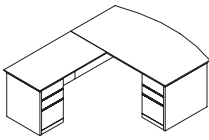
QUANTITY	CODE	DESCRIPTION	PRICE
1	KDDCL7236	Connecting "D" Shaped Table Desk	5474
1	KBT4822CG	Executive Bridge Top with Full Back Panel	1764
1	KCR7222Z	Single Pedestal Credenza with Combination Storage on Right	5988
1	K72SH42	42" High Storage Hutch with Wood Doors	5048
1	KTS72H26	Tackboard for 42" & 54" High Non Pigeon-Hole Hutch	793
TOTAL			\$19,068

K-04



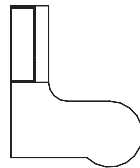
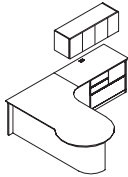
QUANTITY	CODE	DESCRIPTION	PRICE
1	KC10822FFF	Full Storage Credenza with 3 Sets of 36" or 30" Lat. Files	13361
1	KTB7236	Table Desk with 3" Apron, Centre Pencil Drawer and 4" Square Legs	7051
TOTAL			\$20,413

K-05



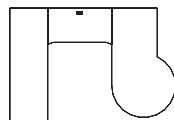
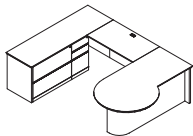
QUANTITY	CODE	DESCRIPTION	PRICE
1	KMSR6636D	Single Pedestal Bow Top Desk with BBF on Right	5883
1	KERL4822DCG	Executive Return Left with BBF Pedestal on Left	3716
TOTAL			\$9,597

K-06



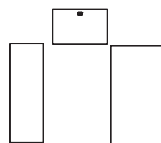
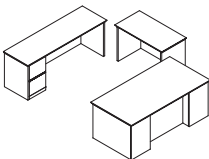
QUANTITY	CODE	DESCRIPTION	PRICE
1	KVER4822CG	Right Linking Return	2444
1	KTPPCL844248	Left "P" Shaped Piano Table Desk	7752
1	KWZR	Modular Combination Storage	3306
1	CSF48	Wall Mount Storage with Wood Doors	1833
TOTAL			\$15,335

K-07



QUANTITY	CODE	DESCRIPTION	PRICE
1	KTPCR7242	Connecting "P" Shaped Table Desk	5864
1	KC7222	Credenza Shell with Full Back Panel	2950
1	KHBT4222CG	Executive Bridge Top with hinged Back Panel	1874
1	KWD	Modular BBF Pedestal	1915
1	KWF	Modular Lateral File	2849
TOTAL			\$15,451

K-08

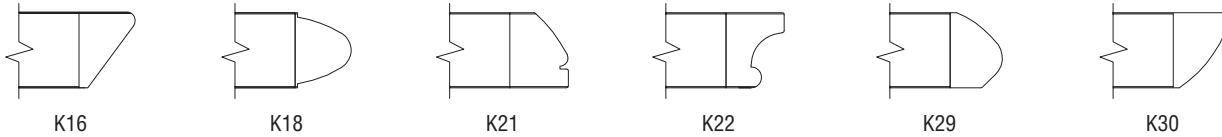


QUANTITY	CODE	DESCRIPTION	PRICE
1	KCL7222E	Single Pedestal Credenza with FF on Left	4715
1	KISR7236D	Single Pedestal Desk, Breakfront Style with BBF on Right	5504
1	KT3622	Desk Shell with Recessed Modesty Panel	1753
TOTAL			\$11,970

DESKS • TECHNICAL INFORMATION

- All Desks are shipped assembled.
- Kneewell locking standard.
- Desks come in a variety of modesty options: Flush, Break Front, Recessed and Glass.

- If Handle is specified:
 - Black and Brass Handle = Black Lock & Grommet.
 - Silver, Nickel and Tungsten Handle = Tungsten Lock & Grommet.
- If Handle is not specified Routed Pull, Black Lock & Grommet are standard.



DESKS • GUIDELINES FOR ORDERING PRODUCT

CODES: The price list uses a numbering system with meaningful alphanumeric characters to create a simple-to-understand product number. This makes specifying the product easy and accurate.

SPECIFICATION EXAMPLE OF A DESK UNIT

PRODUCT CODE:

KMD8442ED
 K = Kingston Series
 MD = Double Pedestal Bow Top Desk
 8442 = Size: Width x Depth
 ED = Pedestal Configuration: FF on Left & BBF on Right

FINISH: Choose Finish

EDGE: Choose Edge

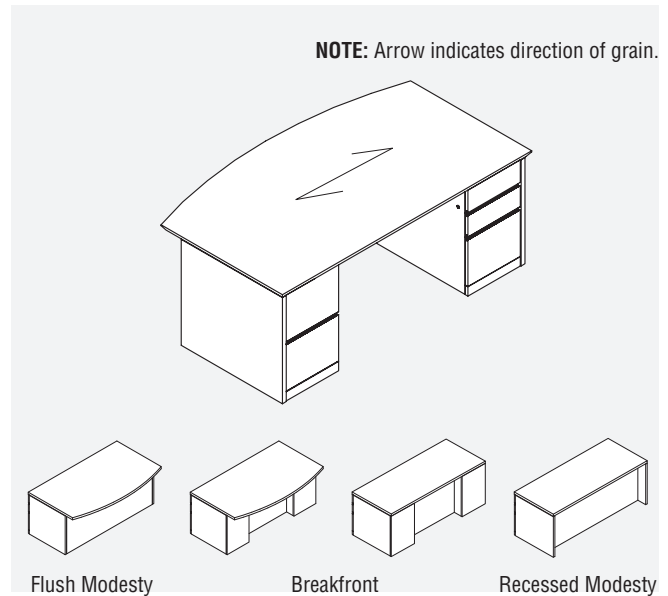
HANDLE: Choose Handle

Optional Grommet Locations:

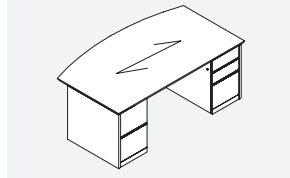
TL - Top Left
 TR - Top Right

For Grommet Location see Page A.10

NOTE: Arrow indicates direction of grain.



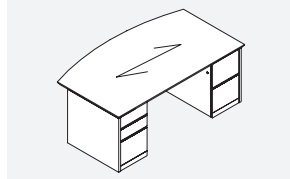
KMD-ED • Double Pedestal Bow Top Desk with FF on Left & BBF on Right



PRODUCT CODE	PRICE	SIZE (INCHES)			WEIGHT LBS	VOL FT ³
		H	W	D		
KMD8442ED	9007	29	86	44	407	59
KMD7842ED	8361	29	80	44	392	55
KMD7242ED	7719	29	74	44	377	51
KMD6636ED	7486	29	68	38	340	40

- Full Height Modesty Panel

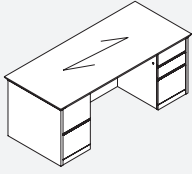
KMD-DE • Double Pedestal Bow Top Desk with BBF on Left & FF on Right



PRODUCT CODE	PRICE	SIZE (INCHES)			WEIGHT LBS	VOL FT ³
		H	W	D		
KMD8442DE	9007	29	86	44	407	59
KMD7842DE	8361	29	80	44	392	55
KMD7242DE	7719	29	74	44	377	51
KMD6636DE	7486	29	68	38	340	40

- Full Height Modesty Panel

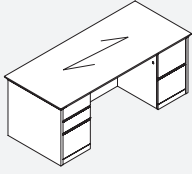
KD-ED • Double Pedestal Desk with FF on Left & BBF on Right



PRODUCT CODE	PRICE	SIZE (INCHES)			WEIGHT LBS	VOL FT ³
		H	W	D		
KD8442ED	7659	29	86	44	442	59
KD7842ED	7113	29	80	44	421	55
KD7236ED	6567	29	74	38	375	44
KD7230ED	6465	29	74	32	345	36
KD6636ED	6465	29	68	38	360	40
KD6630ED	6364	29	68	32	330	33
KD6030ED	6163	29	62	32	315	30

- Full Height Modesty Panel

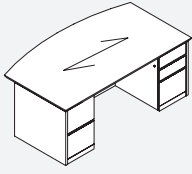
KD-DE • Double Pedestal Desk with BBF on Left & FF on Right



PRODUCT CODE	PRICE	SIZE (INCHES)			WEIGHT LBS	VOL FT ³
		H	W	D		
KD8442DE	7659	29	86	44	442	59
KD7842DE	7113	29	80	44	421	55
KD7236DE	6567	29	74	38	375	44
KD7230DE	6465	29	74	32	345	36
KD6636DE	6465	29	68	38	360	40
KD6630DE	6364	29	68	32	330	33
KD6030DE	6163	29	62	32	315	30

- Full Height Modesty Panel

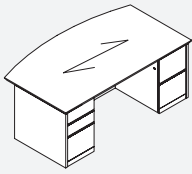
KMiD-ED • Double Pedestal Bow Top Desk, Breakfront Style with FF on Left & BBF on Right



PRODUCT CODE	PRICE	SIZE (INCHES)			WEIGHT LBS	VOL FT ³
		H	W	D		
KMiD8442ED	9906	29	86	44-38	407	59
KMiD7842ED	9200	29	80	44-38	392	55
KMiD7242ED	8494	29	74	44-38	377	51
KMiD6636ED	8235	29	68	38-32	345	40

- Inset Full Height Modesty Panel
- For Aluminum Framed Glass Modesty, please contact Customer Service

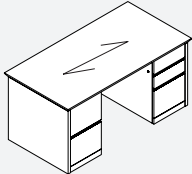
KMiD-DE • Double Pedestal Bow Top Desk, Breakfront Style with BBF on Left & FF on Right



PRODUCT CODE	PRICE	SIZE (INCHES)			WEIGHT LBS	VOL FT ³
		H	W	D		
KMiD8442DE	9906	29	86	44-38	407	59
KMiD7842DE	9200	29	80	44-38	392	55
KMiD7242DE	8494	29	74	44-38	377	51
KMiD6636DE	8235	29	68	38-32	345	40

- Inset Full Height Modesty Panel
- For Aluminum Framed Glass Modesty, please contact Customer Service

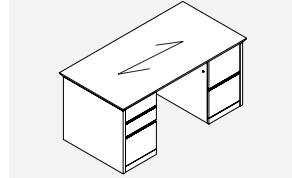
KiD-ED • Double Pedestal Desk, Breakfront Style with FF on Left & BBF on Right



PRODUCT CODE	PRICE	SIZE (INCHES)			WEIGHT LBS	VOL FT ³
		H	W	D		
KiD8442ED	8426	29	86	44	442	59
KiD7842ED	7820	29	80	44	421	55
KiD7236ED	7223	29	74	38	375	44
KiD7230ED	7113	29	74	32	345	36
KiD6636ED	7113	29	68	38	360	40
KiD6630ED	7003	29	68	32	330	33
KiD6030ED	6776	29	62	32	315	30

- Inset Full Height Modesty Panel
- For Aluminum Framed Glass Modesty option, please contact Customer Service

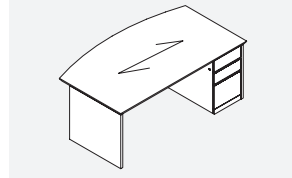
KiD-DE • Double Pedestal Desk, Breakfront Style with BBF on Left & FF on Right



PRODUCT CODE	PRICE	SIZE (INCHES)			WEIGHT LBS	VOL FT3
		H	W	D		
KID8442DE	8426	29	86	44	442	59
KID7842DE	7820	29	80	44	421	55
KID7236DE	7223	29	74	38	375	44
KID7230DE	7113	29	74	32	345	36
KID6636DE	7113	29	68	38	360	40
KID6630DE	7003	29	68	32	330	33
KID6030DE	6776	29	62	32	315	30

- Inset Full Height Modesty Panel
- For Aluminum Framed Glass Modesty option, please contact Customer Service

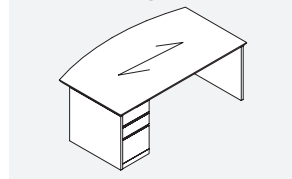
KMSR-D • Single Pedestal Bow Top Desk with BBF on Right



PRODUCT CODE	PRICE	SIZE (INCHES)			WEIGHT LBS	VOL FT3
		H	W	D		
KMSR8442D	7136	29	86	44	352	59
KMSR7842D	6627	29	80	44	337	55
KMSR7242D	6118	29	74	44	322	51
KMSR6636D	5885	29	68	38	290	40

- Full Height Modesty Panel

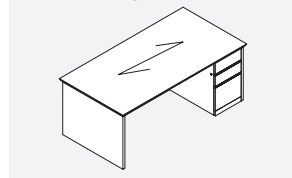
KMSL-D • Single Pedestal Bow Top Desk with BBF on Left



PRODUCT CODE	PRICE	SIZE (INCHES)			WEIGHT LBS	VOL FT3
		H	W	D		
KMSL8442D	7136	29	86	44	352	59
KMSL7842D	6627	29	80	44	337	55
KMSL7242D	6118	29	74	44	322	51
KMSL6636D	5885	29	68	38	290	40

- Full Height Modesty Panel

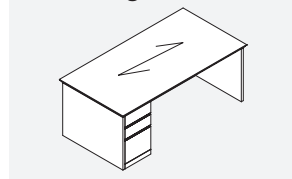
KSR-D • Single Pedestal Desk with BBF on Right



PRODUCT CODE	PRICE	SIZE (INCHES)			WEIGHT LBS	VOL FT3
		H	W	D		
KSR8442D	6711	29	86	44	387	59
KSR7842D	6323	29	80	44	366	55
KSR7236D	5005	29	74	38	320	44
KSR7230D	4783	29	74	32	290	36
KSR6636D	4783	29	68	38	305	40
KSR6630D	4565	29	68	32	275	33
KSR6030D	4363	29	62	32	260	30

- Full Height Modesty Panel

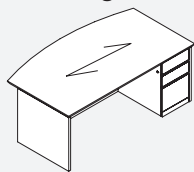
KSL-D • Single Pedestal Desk with BBF on Left



PRODUCT CODE	PRICE	SIZE (INCHES)			WEIGHT LBS	VOL FT3
		H	W	D		
KSL8442D	6711	29	86	44	387	59
KSL7842D	6323	29	80	44	366	55
KSL7236D	5005	29	74	38	320	44
KSL7230D	4783	29	74	32	290	36
KSL6636D	4783	29	68	38	305	40
KSL6630D	4565	29	68	32	275	33
KSL6030D	4363	29	62	32	260	30

- Full Height Modesty Panel

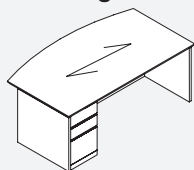
KMiSR-D • Single Pedestal Bow Top Desk, Breakfront Style with BBF on Right



PRODUCT CODE	PRICE	SIZE (INCHES)			WEIGHT LBS	VOL FT ³
		H	W	D		
KMISR8442D	7851	29	86	44	402	59
KMISR7842D	7288	29	80	44	381	55
KMISR7242D	6731	29	74	44	340	51
KMISR6636D	6472	29	68	38	320	40

- Inset Full Height Modesty Panel
- For Aluminum Framed Glass Modesty option, please contact Customer Service

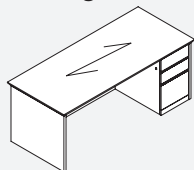
KMiSL-D • Single Pedestal Bow Top Desk, Breakfront Style with BBF on Left



PRODUCT CODE	PRICE	SIZE (INCHES)			WEIGHT LBS	VOL FT ³
		H	W	D		
KMiSL8442D	7851	29	86	44	402	59
KMiSL7842D	7288	29	80	44	381	55
KMiSL7242D	6731	29	74	44	340	51
KMiSL6636D	6472	29	68	38	320	40

- Inset Full Height Modesty Panel
- For Aluminum Framed Glass Modesty option, please contact Customer Service

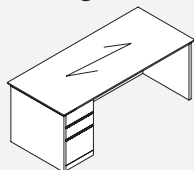
KiSR-D • Single Pedestal Desk, Breakfront Style with BBF on Right



PRODUCT CODE	PRICE	SIZE (INCHES)			WEIGHT LBS	VOL FT ³
		H	W	D		
KISR8442D	7495	29	86	44	387	59
KISR7842D	6959	29	80	44	366	55
KISR7236D	5506	29	74	38	320	44
KISR7230D	5260	29	74	32	290	36
KISR6636D	5260	29	68	38	305	40
KISR6630D	5020	29	68	32	275	33
KISR6030D	4798	29	62	32	260	30

- Inset Full Height Modesty Panel
- For Aluminum Framed Glass Modesty option, please contact Customer Service

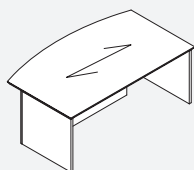
KiSL-D • Single Pedestal Desk, Breakfront Style with BBF on Left



PRODUCT CODE	PRICE	SIZE (INCHES)			WEIGHT LBS	VOL FT ³
		H	W	D		
KiSL8442D	7495	29	86	44	387	59
KiSL7842D	6959	29	80	44	366	55
KiSL7236D	5506	29	74	38	320	44
KiSL7230D	5260	29	74	32	290	36
KiSL6636D	5260	29	68	38	305	40
KiSL6630D	5020	29	68	32	275	33
KiSL6030D	4798	29	62	32	260	30

- Inset Full Height Modesty Panel
- For Aluminum Framed Glass Modesty option, please contact Customer Service

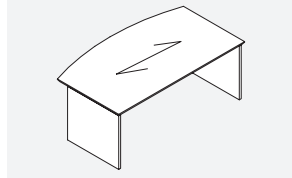
KMiT • Desk Shell with Bow Top, Breakfront Style



PRODUCT CODE	PRICE	SIZE (INCHES)			WEIGHT LBS	VOL FT ³
		H	W	D		
KMiT8442	6053	29	86	44	380	59
KMiT7842	5661	29	80	44	353	55
KMiT7242	5272	29	74	44	331	51
KMiT6636	5001	29	68	38	287	40

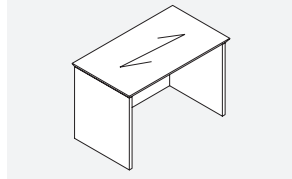
- Inset Full Height Modesty Panel

KMT • Desk Shell with Bow Top and Recessed Modesty Panel



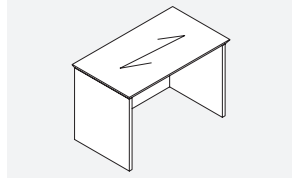
PRODUCT CODE	PRICE	SIZE (INCHES)			WEIGHT LBS	VOL FT3
		H	W	D		
KMT8442	5484	29	86	44	297	59
KMT7842	5092	29	80	44	282	55
KMT7242	4703	29	74	44	267	51
KMT6636	4432	29	68	38	235	40

KT • Desk Shell with Recessed Modesty Panel



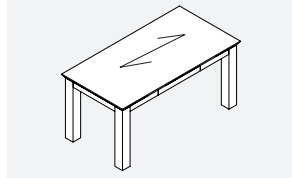
PRODUCT CODE	PRICE	SIZE (INCHES)			WEIGHT LBS	VOL FT3
		H	W	D		
KT8442	5100	29	86	44	317	51
KT7842	4738	29	80	44	296	47
KT8436	4373	29	86	38	317	51
KT7836	4062	29	80	38	296	47
KT7236	3752	29	74	38	265	44
KT6636	3530	29	68	38	250	40
KT7230	3530	29	74	32	235	36
KT6630	3318	29	68	32	220	33
KT6030	3031	29	62	32	205	30

KT • Desk Shell with Flush Modesty Panel



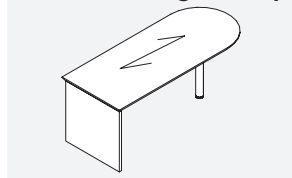
PRODUCT CODE	PRICE	SIZE (INCHES)			WEIGHT LBS	VOL FT3
		H	W	D		
KT4822	2172	29	50	24	95	17
KT4222	1819	29	44	24	85	15
KT3622	1755	29	38	24	75	13
KT3022	1719	29	32	24	65	11
KT4820	1976	29	50	22	95	16
KT4220	1654	29	44	22	85	14
KT3620	1598	29	38	22	75	12
KT3020	1563	29	32	22	65	10

KTB • Table Desk with 3" Apron, Centre Pencil Drawer and 4" Square Legs



PRODUCT CODE	PRICE	SIZE (INCHES)			WEIGHT LBS	VOL FT3
		H	W	D		
KTB8442	9602	29	86	44	272	59
KTB7842	8920	29	80	44	253	55
KTB7236	7053	29	74	38	205	44
KTB7230	6927	29	74	32	192	36
KTB6636	6927	29	68	38	192	40
KTB6630	6791	29	68	32	188	33
KTB6030	6466	29	62	32	171	30

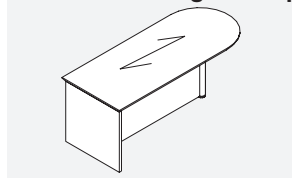
KDD • Connecting "D" Shaped Table Desk



PRODUCT CODE	PRICE	SIZE (INCHES)			WEIGHT LBS	VOL FT3
		H	W	D		
KDD8436	4894	29	84	36	343	51
KDD7236	4192	29	72	36	294	44
KDD7230	3895	29	72	30	264	36
KDD6636	3895	29	66	36	245	40
KDD6030	3744	29	60	30	225	30

• Wood Column Support and Full End Panel

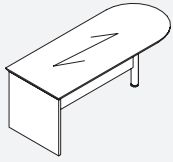
KDDF • Connecting "D" Shaped Table Desk



PRODUCT CODE	PRICE	SIZE (INCHES)			WEIGHT LBS	VOL FT3
		H	W	D		
KDDF8436	6009	29	84	36	343	51
KDDF7236	5156	29	72	36	294	44
KDDF7230	4857	29	72	30	264	36
KDDF6636	4857	29	66	36	245	40
KDDF6030	4705	29	60	30	225	30

• Wood Column Support, Full Modesty Panel and Full End Panel

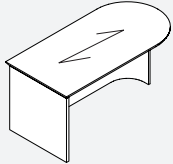
KQDD • Connecting “D” Shaped Table Desk



PRODUCT CODE	PRICE	SIZE (INCHES)			WEIGHT LBS	VOL FT3
		H	W	D		
KQDD8436	5412	29	84	36	357	51
KQDD7236	4834	29	72	36	311	44
KQDD7230	4538	29	72	30	281	36
KQDD6636	4538	29	66	36	264	40
KQDD6030	4386	29	60	30	247	30

• Wood Column Support, 3/4 Modesty Panel and Full End Panel

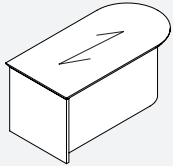
KDDCR • Right Connecting “D” Shaped Table Desk



PRODUCT CODE	PRICE	SIZE (INCHES)			WEIGHT LBS	VOL FT3
		H	W	D		
KDDCR8436	6389	29	84	36	368	51
KDDCR7236	5475	29	72	36	320	44
KDDCR7230	5175	29	72	30	290	36
KDDCR6636	5175	29	66	36	270	40
KDDCR6030	5027	29	60	30	242	30

• Full Height Curved Modesty Panel and Full End Panel

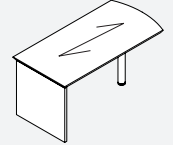
KDDCL • Left Connecting “D” Shaped Table Desk



PRODUCT CODE	PRICE	SIZE (INCHES)			WEIGHT LBS	VOL FT3
		H	W	D		
KDDCL8436	6389	29	84	36	368	51
KDDCL7236	5475	29	72	36	320	44
KDDCL7230	5175	29	72	30	290	36
KDDCL6636	5175	29	66	36	270	40
KDDCL6030	5027	29	60	30	242	30

• Full Height Curved Modesty Panel and Full End Panel

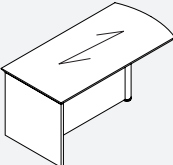
KDDBE • Connecting Bow End Table Desk



PRODUCT CODE	PRICE	SIZE (INCHES)			WEIGHT LBS	VOL FT3
		H	W	D		
KDDBE8436	4894	29	84	36	343	51
KDDBE7236	4192	29	72	36	294	44
KDDBE7230	3895	29	72	30	264	36
KDDBE6636	3895	29	66	36	245	40
KDDBE6030	3744	29	60	30	225	30

• Wood Column Support and Full End Panel

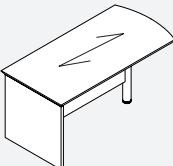
KDDBEF • Connecting Bow End Table Desk



PRODUCT CODE	PRICE	SIZE (INCHES)			WEIGHT LBS	VOL FT3
		H	W	D		
KDDBEF8436	6009	29	84	36	368	51
KDDBEF7236	5154	29	72	36	320	44
KDDBEF7230	4857	29	72	30	290	36
KDDBEF6636	4857	29	66	36	271	40
KDDBEF6030	4705	29	60	30	247	30

• Wood Column Support, Full Modesty Panel and Full End Panel

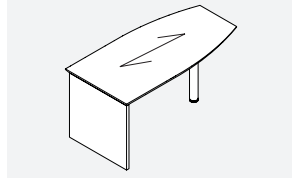
KQDDBE • Connecting Bow End Table Desk



PRODUCT CODE	PRICE	SIZE (INCHES)			WEIGHT LBS	VOL FT3
		H	W	D		
KQDDBE8436	5642	29	84	36	357	51
KQDDBE7236	4834	29	72	36	311	44
KQDDBE7230	4538	29	72	30	281	36
KQDDBE6636	4538	29	66	36	264	40
KQDDBE6030	4386	29	60	30	247	30

• Wood Column Support, 3/4 Modesty Panel and Full End Panel

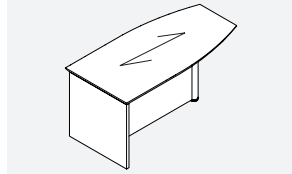
KDDBS • Connecting Boat Shaped Table Desk



PRODUCT CODE	PRICE	SIZE (INCHES)			WEIGHT LBS	VOL FT ³
		H	W	D		
KDDBS8442	5791	29	84	42	414	59
KDDBS8436	4894	29	84	36	343	51
KDDBS7236	4192	29	72	36	314	44
KDDBS7230	3895	29	72	30	284	36
KDDBS6636	3895	29	66	36	265	40
KDDBS6030	3744	29	60	30	245	30

• Wood Column Support and Full End Panel

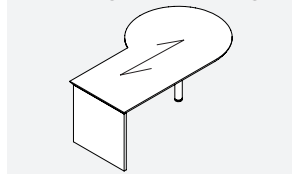
KDDBSF • Connecting Boat Shaped Table Desk



PRODUCT CODE	PRICE	SIZE (INCHES)			WEIGHT LBS	VOL FT ³
		H	W	D		
KDDBSF8442	7011	29	84	42	429	59
KDDBSF8436	6009	29	84	36	368	51
KDDBSF7236	5154	29	72	36	320	44
KDDBSF7230	4857	29	72	30	290	36
KDDBSF6636	4857	29	66	36	271	40
KDDBSF6030	4705	29	60	30	247	30

• Wood Column Support, Full Modesty Panel and Full End Panel

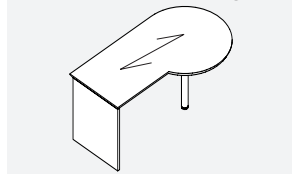
KTPR • Right Connecting "P" Shaped Table Desk



PRODUCT CODE	PRICE	SIZE (INCHES)			WEIGHT LBS	VOL FT ³
		H	W	D		
KTPR9642	6111	29	96	42	440	68
KTPR8442	5346	29	84	42	385	59
KTPR7242	4877	29	72	42	319	51

• Wood Column Support and Full End Panel

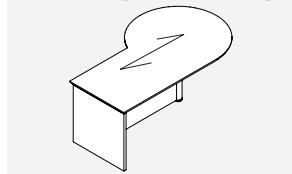
KTPL • Left Connecting "P" Shaped Table Desk



PRODUCT CODE	PRICE	SIZE (INCHES)			WEIGHT LBS	VOL FT ³
		H	W	D		
KTPL9642	6111	29	96	42	440	68
KTPL8442	5346	29	84	42	385	59
KTPL7242	4877	29	72	42	319	51

• Wood Column Support and Full End Panel

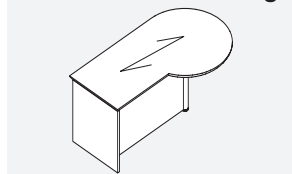
KTPFR • Right Connecting "P" Shaped Table Desk



PRODUCT CODE	PRICE	SIZE (INCHES)			WEIGHT LBS	VOL FT ³
		H	W	D		
KTPFR9642	7212	29	96	42	317	68
KTPFR8442	5560	29	84	42	277	59
KTPFR7242	5837	29	72	42	211	51

• Wood Column Support, Full Height Modesty Panel and Full End Panel

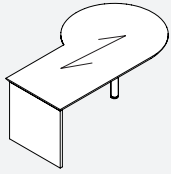
KTPFL • Left Connecting "P" Shaped Table Desk



PRODUCT CODE	PRICE	SIZE (INCHES)			WEIGHT LBS	VOL FT ³
		H	W	D		
KTPFL9642	7212	29	96	42	317	68
KTPFL8442	5560	29	84	42	277	59
KTPFL7242	5837	29	72	42	211	51

• Wood Column Support, Full Height Modesty Panel and Full End Panel

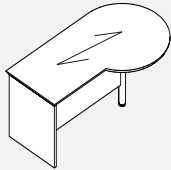
KQTPR • Right Connecting “P” Shaped Table Desk



PRODUCT CODE	PRICE	SIZE (INCHES)			WEIGHT LBS	VOL FT ³
		H	W	D		
KQTPR9642	6846	29	96	42	291	68
KQTPR8442	5989	29	84	42	255	59
KQTPR7242	5516	29	72	42	189	51

• Wood Column Support, 3/4 Height Modesty Panel and Full End Panel

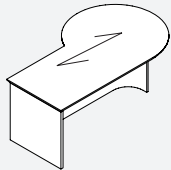
KQTPL • Left Connecting “P” Shaped Table Desk



PRODUCT CODE	PRICE	SIZE (INCHES)			WEIGHT LBS	VOL FT ³
		H	W	D		
KQTPL9642	6846	29	96	42	291	68
KQTPL8442	5989	29	84	42	255	59
KQTPL7242	5516	29	72	42	189	51

• Wood Column Support, 3/4 Height Modesty Panel and Full End Panel

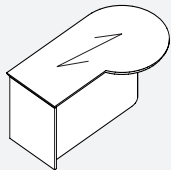
KTPCR • Right Connecting “P” Shaped Table Desk



PRODUCT CODE	PRICE	SIZE (INCHES)			WEIGHT LBS	VOL FT ³
		H	W	D		
KTPCR9642	7572	29	96	42	317	68
KTPCR8442	6631	29	84	42	277	59
KTPCR7242	5865	29	72	42	211	51

• Wood Column Support, Curved Modesty Panel and Full End Panel

KTPCL • Left Connecting “P” Shaped Table Desk

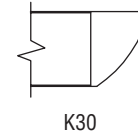
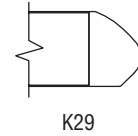
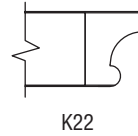
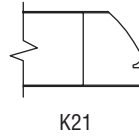
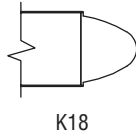
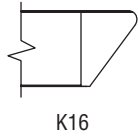


PRODUCT CODE	PRICE	SIZE (INCHES)			WEIGHT LBS	VOL FT ³
		H	W	D		
KTPCL9642	7572	29	96	42	317	68
KTPCL8442	6631	29	84	42	277	59
KTPCL7242	5865	29	72	42	211	51

• Wood Column Support, Curved Modesty Panel and Full End Panel

RETURNS • TECHNICAL INFORMATION

- All Returns are shipped assembled.
- Kneewell locking standard.
- All Returns have Cross Grain veneer pattern.
- To remove Cross Grain veneer pattern on Top, delete suffix “CG” from the product Number Code. (Available at no upcharge)
- If Handle is specified:
 - Black and Brass Handle = Black Lock & Grommet.
 - Silver, Nickel and Tungsten Handle = Tungsten Lock & Grommet.
- If Handle is not specified Routed Pull, Black Lock & Grommet are standard.



RETURNS • GUIDELINES FOR ORDERING PRODUCT

CODES: The price list uses a numbering system with meaningful alphanumeric characters to create a simple-to-understand product number. This makes specifying the product easy and accurate.

SPECIFICATION EXAMPLE OF A RETURN UNIT

PRODUCT CODE:

KERR7222ECG
 K = Kingston Series
 ERR = Executive Return Right
 7224 = Size: Width x Depth
 E = Pedestal Configuration: FF Pedestal
 CG = Cross Grain

FINISH: Choose Finish

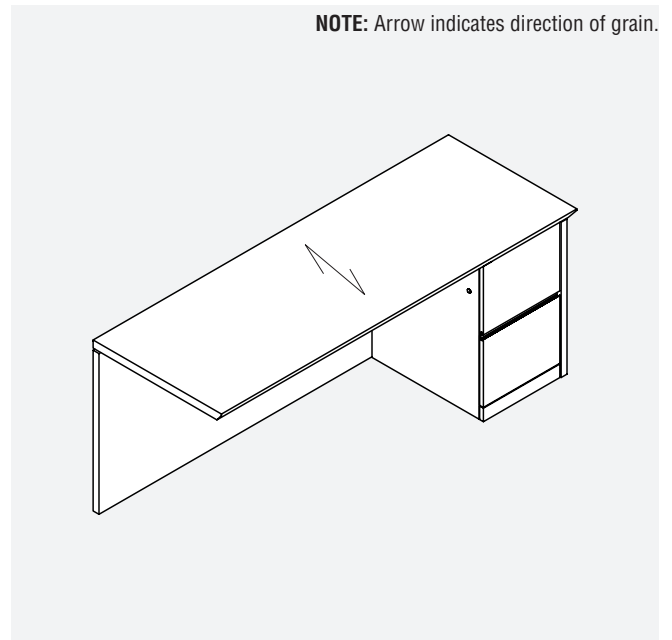
EDGE: Choose Edge

HANDLE: Choose Handle

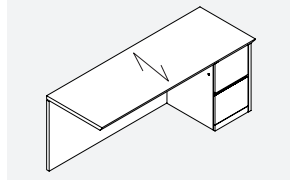
Optional Grommet Locations:

- TL - Top Left
- TR - Top Right
- TC - Top Centre

For Grommet Location see Page A.10



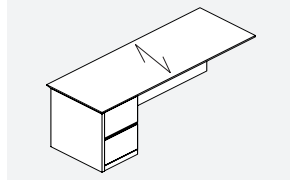
KERR-E • Executive Return Right with FF Pedestal on Right



PRODUCT CODE	PRICE	SIZE (INCHES)			WEIGHT LBS	VOL FT ³
		H	W	D		
KERR7222ECG	4950	29	73	24	250	29
KERR6622ECG	4768	29	67	24	236	27
KERR6022ECG	4335	29	61	24	227	24
KERR5422ECG	4179	29	55	24	205	22
KERR4822ECG	3716	29	49	24	185	19
KERR4222ECG	3576	29	43	24	178	17

- Full Height Flush Back Panel

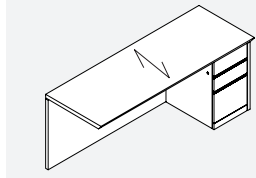
KERL-E • Executive Return Left with FF Pedestal on Left



PRODUCT CODE	PRICE	SIZE (INCHES)			WEIGHT LBS	VOL FT ³
		H	W	D		
KERL7222ECG	4950	29	73	24	250	29
KERL6622ECG	4768	29	67	24	236	27
KERL6022ECG	4335	29	61	24	227	24
KERL5422ECG	4179	29	55	24	205	22
KERL4822ECG	3716	29	49	24	185	19
KERL4222ECG	3576	29	43	24	178	17

- Full Height Flush Back Panel

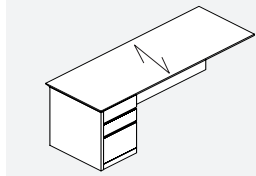
KERR-D • Executive Return Right with BBF Pedestal on Right



PRODUCT CODE	PRICE	SIZE (INCHES)			WEIGHT LBS	VOL FT3
		H	W	D		
KERR7222DCG	4950	29	73	24	250	29
KERR6622DCG	4768	29	67	24	236	27
KERR6022DCG	4335	29	61	24	227	24
KERR5422DCG	4179	29	55	24	205	22
KERR4822DCG	3716	29	49	24	185	19
KERR4222DCG	3576	29	43	24	178	17

• Full Height Flush Back Panel

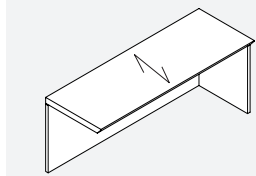
KERL-D • Executive Return Left with BBF Pedestal on Left



PRODUCT CODE	PRICE	SIZE (INCHES)			WEIGHT LBS	VOL FT3
		H	W	D		
KERL7222DCG	4950	29	73	24	250	29
KERL6622DCG	4768	29	67	24	236	27
KERL6022DCG	4335	29	61	24	227	24
KERL5422DCG	4179	29	55	24	205	22
KERL4822DCG	3716	29	49	24	185	19
KERL4222DCG	3576	29	43	24	178	17

• Full Height Flush Back Panel

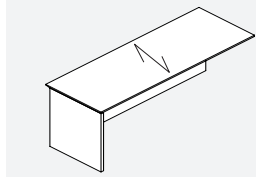
KERR • Executive Return Right



PRODUCT CODE	PRICE	SIZE (INCHES)			WEIGHT LBS	VOL FT3
		H	W	D		
KERR7222CG	2778	29	73	24	135	29
KERR6622CG	2544	29	67	24	127	27
KERR6022CG	2313	29	61	24	120	24
KERR5422CG	2080	29	55	24	112	22
KERR4822CG	1851	29	49	24	105	19
KERR4222CG	1617	29	43	24	97	17

• Full Height Flush Back Panel

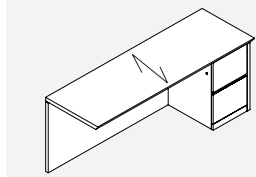
KERL • Executive Return Left



PRODUCT CODE	PRICE	SIZE (INCHES)			WEIGHT LBS	VOL FT3
		H	W	D		
KERL7222CG	2778	29	73	24	135	29
KERL6622CG	2544	29	67	24	127	27
KERL6022CG	2313	29	61	24	120	24
KERL5422CG	2080	29	55	24	112	22
KERL4822CG	1851	29	49	24	105	19
KERL4222CG	1617	29	43	24	97	17

• Full Height Flush Back Panel

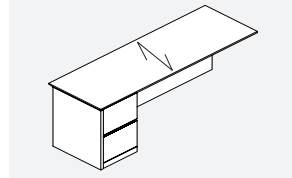
KERR-E • Executive Return Right with FF Pedestal on Right



PRODUCT CODE	PRICE	SIZE (INCHES)			WEIGHT LBS	VOL FT3
		H	W	D		
KERR7220ECG	4714	29	73	22	240	27
KERR6620ECG	4539	29	67	22	231	24
KERR6020ECG	4128	29	61	22	222	22
KERR5420ECG	3978	29	55	22	200	20
KERR4820ECG	3537	29	49	22	180	18
KERR4220ECG	3406	29	43	22	173	16

• Full Height Flush Back Panel

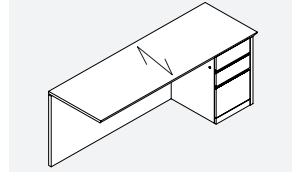
KERL-E • Executive Return Left with FF Pedestal on Left



PRODUCT CODE	PRICE	SIZE (INCHES)			WEIGHT LBS	VOL FT3
		H	W	D		
KERL7220ECG	4714	29	73	22	240	27
KERL6620ECG	4539	29	67	22	231	24
KERL6020ECG	4128	29	61	22	222	22
KERL5420ECG	3978	29	55	22	200	20
KERL4820ECG	3537	29	49	22	180	18
KERL4220ECG	3406	29	43	22	173	16

• Full Height Flush Back Panel

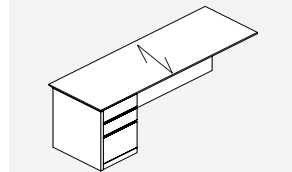
KERR-D • Executive Return Right with BBF Pedestal on Right



PRODUCT CODE	PRICE	SIZE (INCHES)			WEIGHT LBS	VOL FT3
		H	W	D		
KERR7220DCG	4714	29	73	22	240	27
KERR6620DCG	4539	29	67	22	231	24
KERR6020DCG	4128	29	61	22	222	22
KERR5420DCG	3978	29	55	22	200	20
KERR4820DCG	3537	29	49	22	180	18
KERR4220DCG	3406	29	43	22	173	16

• Full Height Flush Back Panel

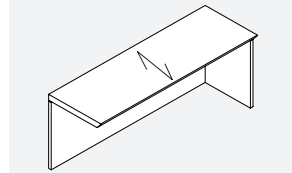
KERL-D • Executive Return Left with BBF Pedestal on Left



PRODUCT CODE	PRICE	SIZE (INCHES)			WEIGHT LBS	VOL FT3
		H	W	D		
KERL7220DCG	4714	29	73	22	240	27
KERL6620DCG	4539	29	67	22	231	24
KERL6020DCG	4128	29	61	22	222	22
KERL5420DCG	3978	29	55	22	200	20
KERL4820DCG	3537	29	49	22	180	18
KERL4220DCG	3406	29	43	22	173	16

• Full Height Flush Back Panel

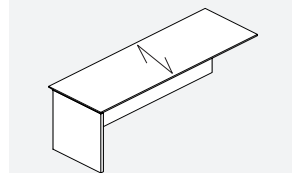
KERR • Executive Return Right



PRODUCT CODE	PRICE	SIZE (INCHES)			WEIGHT LBS	VOL FT3
		H	W	D		
KERR7220CG	2645	29	73	22	130	27
KERR6620CG	2425	29	67	22	122	24
KERR6020CG	2203	29	61	22	115	22
KERR5420CG	1981	29	55	22	105	20
KERR4820CG	1762	29	49	22	100	18
KERR4220CG	1541	29	43	22	90	16

• Full Height Flush Back Panel

KERL • Executive Return Left

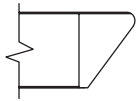


PRODUCT CODE	PRICE	SIZE (INCHES)			WEIGHT LBS	VOL FT3
		H	W	D		
KERL7220CG	2645	29	73	22	130	27
KERL6620CG	2425	29	67	22	122	24
KERL6020CG	2203	29	61	22	115	22
KERL5420CG	1981	29	55	22	105	20
KERL4820CG	1762	29	49	22	100	18
KERL4220CG	1541	29	43	22	90	16

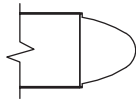
• Full Height Flush Back Panel

PIANO DESKS • TECHNICAL INFORMATION

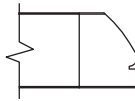
- All Desks are shipped assembled.
- Units include installed horizontal wire management.
- Unit is handed by Post Leg.
- Not for use with Regular Corner Units.
- For Cross Grain veneer pattern on Top, add "CG" to code.
- If Grommet (Optional) colour is not specified Black Grommet is standard.



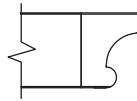
K16



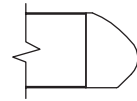
K18



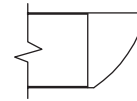
K21



K22



K29



K30

PIANO DESKS • GUIDELINES FOR ORDERING PRODUCT

CODES: The price list uses a numbering system with meaningful alphanumeric characters to create a simple-to-understand product number. This makes specifying the product easy and accurate.

SPECIFICATION EXAMPLE OF A PIANO DESK UNIT

PRODUCT CODE:

KTDP72304824
 K = Kingston Series
 TDP = Piano "D" Shaped Table Desk
 R = Right Configuration
 7230 = Size of Worksurface: Width x Depth
 4824 = Size of End x Depth of Return Connection

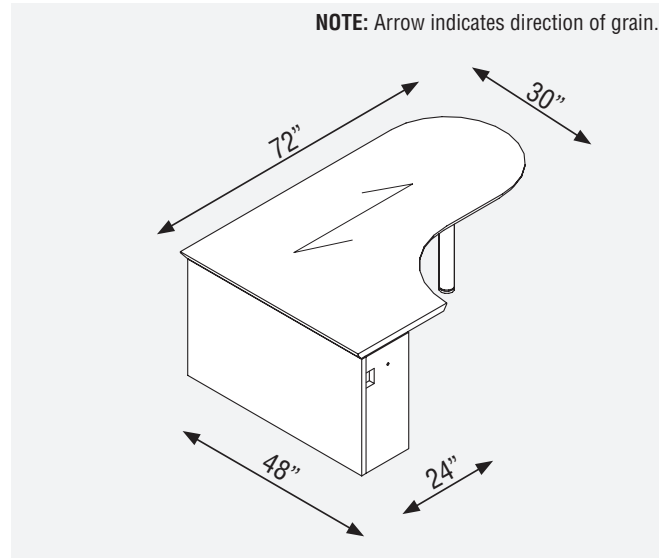
FINISH: Choose Finish

EDGE: Choose Edge

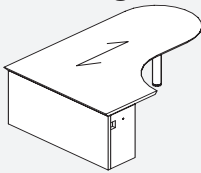
Optional Grommet Locations:

TE - Top End

For Grommet Location see Page A.10



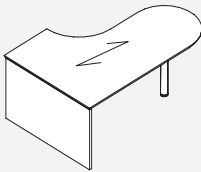
KTDP • Right "D" Shaped Piano Table Desk



PRODUCT CODE	PRICE	SIZE (INCHES)			WEIGHT LBS	VOL FT ³
		H	W	D		
KTDP96304822	6341	29	96	48	464	77
KTDP84304822	5642	29	84	48	406	68
KTDP72304822	4941	29	72	48	348	58

- Wood Column Support and Full End Panel, 30" Deep Work Surface and 24" Return Connection

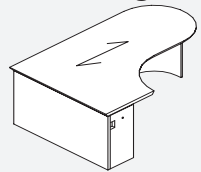
KTDPL • Left "D" Shaped Piano Table Desk



PRODUCT CODE	PRICE	SIZE (INCHES)			WEIGHT LBS	VOL FT ³
		H	W	D		
KTDPL96304822	6341	29	96	48	464	77
KTDPL84304822	5642	29	84	48	406	68
KTDPL72304822	4941	29	72	48	348	58

- Wood Column Support and Full End Panel, 30" Deep Work Surface and 24" Return Connection

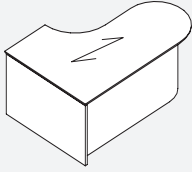
KTDP • Right "D" Shaped Piano Table Desk



PRODUCT CODE	PRICE	SIZE (INCHES)			WEIGHT LBS	VOL FT ³
		H	W	D		
KTDP96304822	8047	29	96	48	479	77
KTDP84304822	7137	29	84	48	420	68
KTDP72304822	6224	29	72	48	360	58

- Full Height Curved Modesty Panel and Full End Panel, a 30" Deep Work Surface and 24" Return Connection

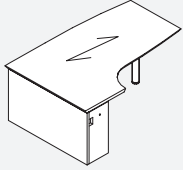
KTDPCL • Left “D” Shaped Piano Table Desk



PRODUCT CODE	PRICE	SIZE (INCHES)			WEIGHT LBS	VOL FT ³
		H	W	D		
KTDPCL96304822	8047	29	96	48	479	77
KTDPCL84304822	7137	29	84	48	420	68
KTDPCL72304822	6224	29	72	48	360	58

• Full Height Curved Modesty Panel and Full End Panel, a 30” Deep Work Surface and 24” Return Connection

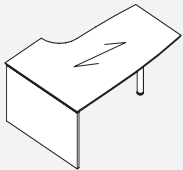
KTBPR • Right Boat Shaped Piano Table Desk



PRODUCT CODE	PRICE	SIZE (INCHES)			WEIGHT LBS	VOL FT ³
		H	W	D		
KTBPR96364822	7137	29	96	48	522	87
KTBPR84364822	6345	29	84	48	457	76
KTBPR72364822	5557	29	72	48	392	65

• Wood Column Support and Full End Panel, a 36”/30” Deep Work Surface and 24” Return Connection.

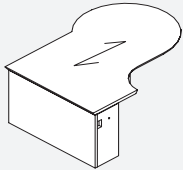
KTBPL • Left Boat Shaped Piano Table Desk



PRODUCT CODE	PRICE	SIZE (INCHES)			WEIGHT LBS	VOL FT ³
		H	W	D		
KTBPL96364822	7137	29	96	48	522	87
KTBPL84364822	6345	29	84	48	457	76
KTBPL72364822	5557	29	72	48	392	65

• Wood Column Support and Full End Panel, a 36”/30” Deep Work Surface and 24” Return Connection.

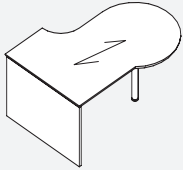
KTPPR • Right “P” Shaped Piano Table Desk



PRODUCT CODE	PRICE	SIZE (INCHES)			WEIGHT LBS	VOL FT ³
		H	W	D		
KTPPR96424822	7237	29	96	54	580	97
KTPPR84424822	6474	29	84	54	508	85
KTPPR72424822	5999	29	72	54	435	73

• Wood Column Support and Full End Panel, with 42”/30” Work Surface and 24” Return Connection

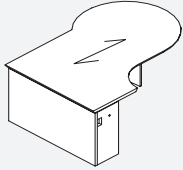
KTPPL • Left “P” Shaped Piano Table Desk



PRODUCT CODE	PRICE	SIZE (INCHES)			WEIGHT LBS	VOL FT ³
		H	W	D		
KTPPL96424822	7237	29	96	54	580	97
KTPPL84424822	6474	29	84	54	508	85
KTPPL72424822	5999	29	72	54	435	73

• Wood Column Support and Full End Panel, with 42”/30” Work Surface and 24” Return Connection

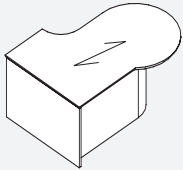
KTPPCR • Right “P” Shaped Piano Table Desk



PRODUCT CODE	PRICE	SIZE (INCHES)			WEIGHT LBS	VOL FT ³
		H	W	D		
KTPPCR96424822	8697	29	96	54	590	97
KTPPCR84424822	7749	29	84	54	516	85
KTPPCR72424822	7282	29	72	54	442	73

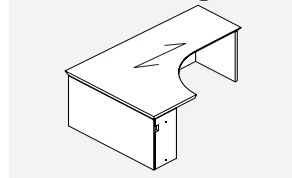
• Full Curved Modesty Panel and Full End Panel, with 42”/30” Work Surface and 24” Return Connection

KTPPCL • Left “P” Shaped Piano Table Desk



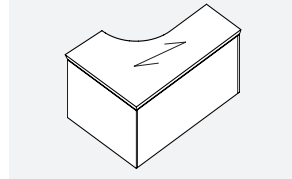
PRODUCT CODE	PRICE	SIZE (INCHES)			WEIGHT LBS	VOL FT ³
		H	W	D		
KTPPCL96424822	8697	29	96	54	590	97
KTPPCL84424822	7749	29	84	54	516	85
KTPPCL72424822	7282	29	72	54	442	73

• Full Curved Modesty Panel and Full End Panel, with 42”/30” Work Surface and 24” Return Connection

KEKR-ML • Right Extended Corner Table

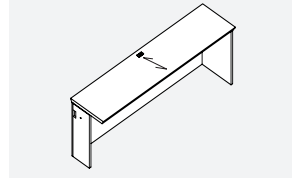
PRODUCT CODE	PRICE	SIZE (INCHES)			WEIGHT LBS	VOL FT ³
		H	W	D		
KEKR489622ML	6892	29	48	98	387	77
KEKR489022ML	6507	29	48	92	363	73
KEKR488422ML	6429	29	48	86	338	68
KEKR487822ML	6394	29	48	80	314	63
KEKR487222ML	6077	29	48	74	290	58
KEKR486622ML	5668	29	48	68	266	52
KEKR486022ML	5250	29	48	62	242	48

- Self Edge on Back Edge and 24" Return Connection

KEKL-MR • Left Extended Corner Table

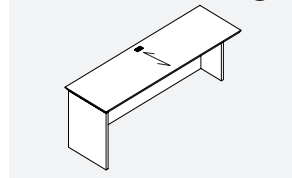
PRODUCT CODE	PRICE	SIZE (INCHES)			WEIGHT LBS	VOL FT ³
		H	W	D		
KEKL964822MR	6892	29	48	98	387	77
KEKL904822MR	6507	29	48	92	363	73
KEKL844822MR	6429	29	48	86	338	68
KEKL784822MR	6394	29	48	80	314	63
KEKL724822MR	6077	29	48	74	290	58
KEKL664822MR	5668	29	48	68	266	52
KEKL604822MR	5250	29	48	62	242	48

- Self Edge on Back Edge and 24" Return Connection

KVER • Right Linking Return

PRODUCT CODE	PRICE	SIZE (INCHES)			WEIGHT LBS	VOL FT ³
		H	W	D		
KVER9622CG	4185	29	97	24	200	39
KVER9022CG	3928	29	91	24	187	36
KVER8422CG	3662	29	85	24	174	34
KVER7822CG	3400	29	79	24	162	31
KVER7222CG	3142	29	73	24	149	29
KVER6622CG	2949	29	67	24	141	27
KVER6022CG	2623	29	61	24	132	24
KVER5422CG	2600	29	55	24	121	22
KVER4822CG	2443	29	49	24	115	19
KVER4222CG	2057	29	43	24	99	17
KVER3622CG	1985	29	37	24	83	15
KVER3022CG	1972	29	31	24	77	12
KVER2422CG	1634	29	25	24	61	10

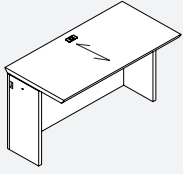
- Used in conjunction with Extended Corner Units or Piano Table Desks

KVEL • Left Linking Return

PRODUCT CODE	PRICE	SIZE (INCHES)			WEIGHT LBS	VOL FT ³
		H	W	D		
KVEL9622CG	4185	29	97	24	200	39
KVEL9022CG	3928	29	91	24	187	36
KVEL8422CG	3662	29	85	24	174	34
KVEL7822CG	3400	29	79	24	162	31
KVEL7222CG	3142	29	73	24	149	29
KVEL6622CG	2949	29	67	24	141	27
KVEL6022CG	2623	29	61	24	132	24
KVEL5422CG	2600	29	55	24	121	22
KVEL4822CG	2443	29	49	24	115	19
KVEL4222CG	2057	29	43	24	99	17
KVEL3622CG	1985	29	37	24	83	15
KVEL3022CG	1972	29	31	24	77	12
KVEL2422CG	1634	29	25	24	61	10

- Used in conjunction with Extended Corner Units or Piano Table Desks

KBTN • Bridge

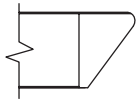


PRODUCT CODE	PRICE	SIZE (INCHES)			WEIGHT LBS	VOL FT3
		H	W	D		
KBTN4822CG	2367	29	48	24	116	19
KBTN4222CG	1985	29	42	24	102	17
KBTN3622CG	1913	29	36	24	87	15
KBTN3022CG	1871	29	30	24	73	12
KBTN2422CG	1573	29	24	24	58	10
KBTN1822CG	1181	29	18	24	43	8
KBTN1222CG	786	29	12	24	29	5

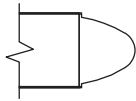
- For Extended Corner Units or Piano Table Desks, with Full Back Panel and Recessed End Panels

BRIDGES • TECHNICAL INFORMATION

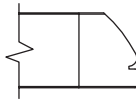
- All Bridges are shipped knockdown.
- Not for use with Corner Units.
- To remove Cross Grain veneer pattern on Top, delete suffix "CG" from the product Number Code. (Available at no upcharge)
- GM5 TC location is standard.
- If Grommet colour is not specified Black Grommet is standard.



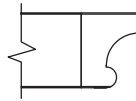
K16



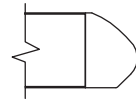
K18



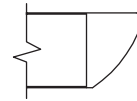
K21



K22



K29



K30

BRIDGES • GUIDELINES FOR ORDERING PRODUCT

CODES: The price list uses a numbering system with meaningful alphanumeric characters to create a simple-to-understand product number. This makes specifying the product easy and accurate.

SPECIFICATION EXAMPLE OF A BRIDGE UNIT

PRODUCT CODE:

KBT6022CG

K = Kingston Series

BT = Bridge Top

6022 = Size: Width x Depth

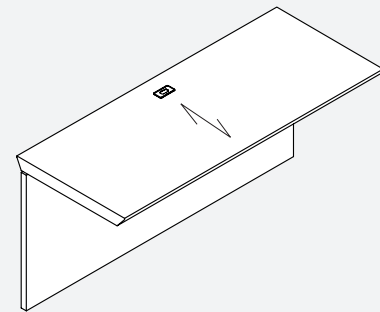
CG = Cross Grain

FINISH: Choose Finish**EDGE:** Choose Profile**Optional Grommet Locations (Additional):**

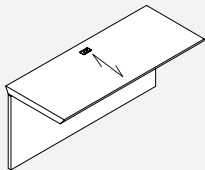
TL - Top Left

TR - Top Right

For Grommet Location see Page A.10

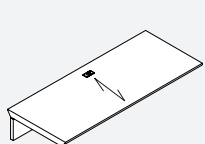
NOTE: Arrow indicates direction of grain.

KBT • Executive Bridge Top with Full Back Panel



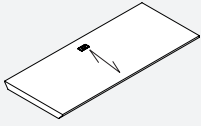
PRODUCT CODE	PRICE	SIZE (INCHES)			WEIGHT LBS	VOL FT ³
		H	W	D		
KBT6022CG	2203	29	60	24	108	9
KBT5422CG	1985	29	54	24	99	8
KBT4822CG	1762	29	48	24	90	7
KBT4222CG	1542	29	42	24	81	6
KBT6020CG	2007	29	60	22	105	8
KBT5420CG	1805	29	54	22	96	8
KBT4820CG	1605	29	48	22	87	7
KBT4220CG	1375	29	42	22	78	6

KBT-Q8 • Executive Bridge Top with 8" Back Panel



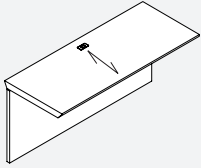
PRODUCT CODE	PRICE	SIZE (INCHES)			WEIGHT LBS	VOL FT ³
		H	W	D		
KBT6022Q8CG	1985	9.5	60	24	108	9
KBT5422Q8CG	1787	9.5	54	24	99	8
KBT4822Q8CG	1584	9.5	48	24	90	7
KBT4222Q8CG	1388	9.5	42	24	81	6
KBT6020Q8CG	1805	9.5	60	22	105	8
KBT5420Q8CG	1629	9.5	54	22	96	8
KBT4820Q8CG	1449	9.5	48	22	87	7
KBT4220Q8CG	1238	9.5	42	22	78	6

KBT-T • Executive Bridge Top



PRODUCT CODE	PRICE	SIZE (INCHES)			WEIGHT LBS	VOL FT ³
		H	W	D		
KBT5422TCG	1188	1.5	54	24	64	8
KBT4822TCG	1059	1.5	48	24	55	7
KBT4222TCG	928	1.5	42	24	46	6
KBT5420TCG	1084	1.5	54	22	61	8
KBT4820TCG	966	1.5	48	22	52	7
KBT4220TCG	828	1.5	42	22	43	6

KHBT • Executive Bridge Top with hinged Back Panel



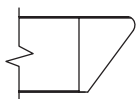
PRODUCT CODE	PRICE	SIZE (INCHES)			WEIGHT LBS	VOL FT ³
		H	W	D		
KHBT6022CG	2534	29	60	22	108	9
KHBT5422CG	2318	29	54	22	99	8
KHBT4822CG	2095	29	48	22	90	7
KHBT4222CG	1873	29	42	22	81	6
KHBT6020CG	2340	29	60	20	105	8
KHBT5420CG	2140	29	54	20	96	8
KHBT4820CG	1939	29	48	20	87	7
KHBT4220CG	1708	29	42	20	78	6

• For "U" Configuration.

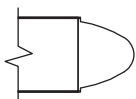
CREDENZAS • TECHNICAL INFORMATION

- All Credenzas are shipped assembled.
- All Storage Cabinets include one adjustable shelf per set of doors.
- “F” and “G” depict 36” and “M” and “N” depict 30”.
- “F” and “N” indicate lateral file drawers and “G” and “M” indicate storage cabinets with doors.
- Credenza Shells accept Modular Storage. Use Modular Storage for top support allowing no more than 72” unsupported.
- Credenza Shells with a width of 96” and more will have a 12” middle support gable.

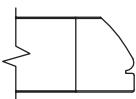
- Credenza Shells can only be completely filled with Modular Storage Units with “.5” at end of code.
- If a Full Credenza is required, see appropriate pages in this section.
- If Handle is specified:
 - Black and Brass Handle = Black Lock & Grommet.
 - Silver, Nickel and Tungsten Handle = Tungsten Lock & Grommet.
- If Handle is not specified Routed Pull, Black Lock & Grommet are standard.



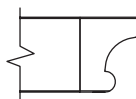
K16



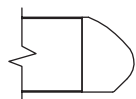
K18



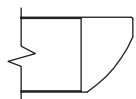
K21



K22



K29



K30

CREDENZAS • GUIDELINES FOR ORDERING PRODUCT

CODES: The price list uses a numbering system with meaningful alphanumeric characters to create a simple-to-understand product number. This makes specifying the product easy and accurate.

SPECIFICATION EXAMPLE OF A CREDEZA UNIT

PRODUCT CODE:

KC7220FG
 K = Kingston Series
 CF = Full Storage Credenza
 7220 = Size: Width x Depth

FINISH: Choose Finish

EDGE: Choose Profile

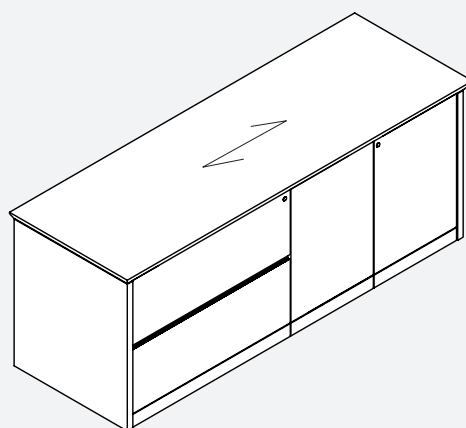
HANDLE: Choose Handle

Optional Grommet Locations:

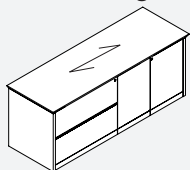
- TL - Top Left
- TR - Top Right
- TC - Top Centre
- BL - Back Left
- BR - Back Right
- BC -Back Centre

For Grommet Location see Page A.10

NOTE: Arrow indicates direction of grain.



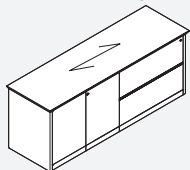
KC-XX • Full Storage Credenza with Lat. File on Left & Storage Cabinet on Right



PRODUCT CODE	PRICE	SIZE (INCHES)			WEIGHT LBS	VOL FT3
		H	W	D		
KC7222FG	5941	29	74	23	285	27
KC6022NM	4948	29	62	23	233	22
KC7220FG	5654	29	74	21	272	24
KC6020NM	4710	29	62	21	220	20

• For Aluminum Framed Glass Door option, please contact Customer Service.

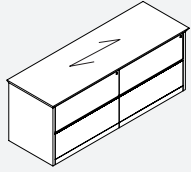
KC-XX • Full Storage Credenza with Storage Cabinet on Left & Lat. File on Right



PRODUCT CODE	PRICE	SIZE (INCHES)			WEIGHT LBS	VOL FT3
		H	W	D		
KC7222GF	5941	29	72	23	305	27
KC6022MN	4948	29	60	24	254	22
KC7220GF	5654	29	72	21	285	24
KC6020MN	4710	29	60	22	233	20

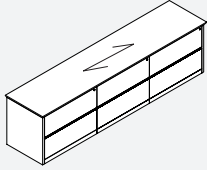
• For Aluminum Framed Glass Door option, please contact Customer Service.

KC-XX • Full Storage Credenza with 2 Sets of 36" or 30" Lat. Files



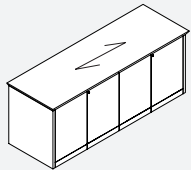
PRODUCT CODE	PRICE	SIZE (INCHES)			WEIGHT LBS	VOL FT ³
		H	W	D		
KC7222FF	7594	29	74	23	300	27
KC6022NN	6964	29	62	23	218	22
KC7220FF	7233	29	74	21	287	24
KC6020NN	6334	29	62	21	205	20

KC-XXX • Full Storage Credenza with 3 Sets of 36" or 30" Lat. Files



PRODUCT CODE	PRICE	SIZE (INCHES)			WEIGHT LBS	VOL FT ³
		H	W	D		
KC10822FFF	13360	29	110	23	435	40
KC9022NNN	11133	29	92	23	372	33
KC10820FFF	12146	29	110	21	412	36
KC9020NNN	10122	29	92	21	337	30

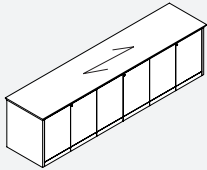
KC-XX • Full Storage Credenza with 2 Sets of Storage Cabinets



PRODUCT CODE	PRICE	SIZE (INCHES)			WEIGHT LBS	VOL FT ³
		H	W	D		
KC7222GG	5636	29	74	23	277	27
KC6022MM	5167	29	62	23	232	22
KC7220GG	5368	29	74	21	253	24
KC6020MM	4696	29	62	21	209	20

• For Aluminum Framed Glass Door option, please contact Customer Service.

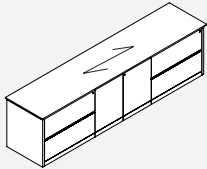
KC-XXX • Full Storage Credenza with 3 Sets of Storage Cabinets



PRODUCT CODE	PRICE	SIZE (INCHES)			WEIGHT LBS	VOL FT ³
		H	W	D		
KC10822GGG	10653	29	110	23	348	40
KC9022MMM	8876	29	92	23	302	33
KC10820GGG	9684	29	110	21	278	36
KC9020MMM	8018	29	92	21	228	30

• For Aluminum Framed Glass Door option, please contact Customer Service.

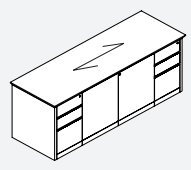
KC-XXX • Full Storage Credenza with Lat. File, Storage Cabinet & Lat. File



PRODUCT CODE	PRICE	SIZE (INCHES)			WEIGHT LBS	VOL FT ³
		H	W	D		
KC10822FGF	12459	29	110	23	348	40
KC9022NMN	10382	29	92	23	302	33
KC10820FGF	11325	29	110	21	278	36
KC9020NMN	9437	29	92	21	228	30

• For Aluminum Framed Glass Door option, please contact Customer Service.

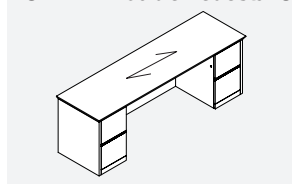
KC-XXX • Full Storage Credenza with BBF, Storage Cabinet & BBF



PRODUCT CODE	PRICE	SIZE (INCHES)			WEIGHT LBS	VOL FT ³
		H	W	D		
KC7222DGD	6964	29	74	23	319	29
KC6022DMD	6384	29	62	23	266	24
KC7220DGD	6630	29	74	21	298	24
KC6020DMD	5803	29	62	21	246	20

• For Aluminum Framed Glass Door option, please contact Customer Service.

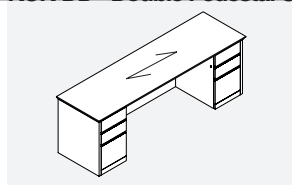
KCK-EE • Double Pedestal Credenza with FF on Left and FF on Right



PRODUCT CODE	PRICE	SIZE (INCHES)			WEIGHT LBS	VOL FT3
		H	W	D		
KCK8422EE	7277	29	86	23	320	34
KCK7822EE	6758	29	80	23	298	31
KCK7222EE	6239	29	74	23	280	29
KCK6622EE	6144	29	68	23	257	27
KCK6022EE	5718	29	62	23	233	24
KCK8420EE	6934	29	86	21	307	28
KCK7820EE	6437	29	80	21	285	26
KCK7220EE	5942	29	74	21	267	24
KCK6620EE	5446	29	68	21	244	22
KCK6020EE	4953	29	62	21	220	20

- Full Height Back Panel
- Knee Space

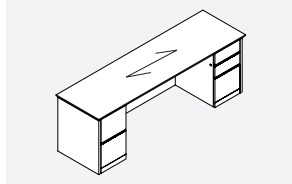
KCK-DD • Double Pedestal Credenza with BBF on Left & BBF on Right



PRODUCT CODE	PRICE	SIZE (INCHES)			WEIGHT LBS	VOL FT3
		H	W	D		
KCK8422DD	7277	29	86	23	320	34
KCK7822DD	6758	29	80	23	298	31
KCK7222DD	6239	29	74	23	280	29
KCK6622DD	6144	29	68	23	257	27
KCK6022DD	5718	29	62	23	233	24
KCK8420DD	6934	29	86	21	307	28
KCK7820DD	6437	29	80	21	285	26
KCK7220DD	5942	29	74	21	267	24
KCK6620DD	5446	29	68	21	244	22
KCK6020DD	4953	29	62	21	220	20

- Full Height Back Panel
- Knee Space

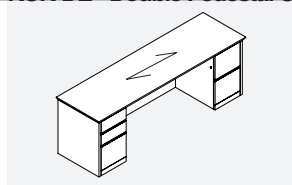
KCK-ED • Double Pedestal Credenza with FF on Left & BBF on Right



PRODUCT CODE	PRICE	SIZE (INCHES)			WEIGHT LBS	VOL FT3
		H	W	D		
KCK8422ED	7277	29	86	23	320	34
KCK7822ED	6758	29	80	23	298	31
KCK7222ED	6239	29	74	23	280	29
KCK6622ED	6144	29	68	23	257	27
KCK6022ED	5718	29	62	23	233	24
KCK8420ED	6934	29	86	21	307	28
KCK7820ED	6437	29	80	21	285	26
KCK7220ED	5942	29	74	21	267	24
KCK6620ED	5446	29	68	21	244	22
KCK6020ED	4953	29	62	21	220	20

- Full Height Back Panel
- Knee Space

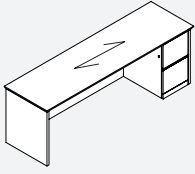
KCK-DE • Double Pedestal Credenza with BBF on Left & FF on Right



PRODUCT CODE	PRICE	SIZE (INCHES)			WEIGHT LBS	VOL FT3
		H	W	D		
KCK8422DE	7277	29	86	23	320	34
KCK7822DE	6758	29	80	23	298	31
KCK7222DE	6239	29	74	23	280	29
KCK6622DE	6144	29	68	23	257	27
KCK6022DE	5718	29	62	23	233	24
KCK8420DE	6934	29	86	21	307	28
KCK7820DE	6437	29	80	21	285	26
KCK7220DE	5942	29	74	21	267	24
KCK6620DE	5446	29	68	21	244	22
KCK6020DE	4953	29	62	21	220	20

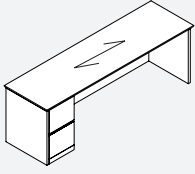
- Full Height Back Panel
- Knee Space

KCR-E • Single Pedestal Credenza with FF on Right



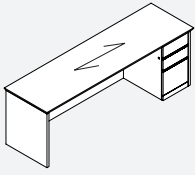
PRODUCT CODE	PRICE	SIZE (INCHES)			WEIGHT LBS	VOL FT ³
		H	W	D		
KCR8422E	5503	29	86	23	286	34
KCR7822E	5109	29	80	23	265	31
KCR7222E	4714	29	74	23	250	29
KCR6622E	4539	29	68	23	229	27
KCR6022E	4128	29	62	23	208	24
KCR8420E	5241	29	86	21	273	28
KCR7820E	4871	29	80	21	252	26
KCR7220E	4493	29	74	21	237	24
KCR6620E	4321	29	68	21	216	22
KCR6020E	3932	29	62	21	195	20

KCL-E • Single Pedestal Credenza with FF on Left



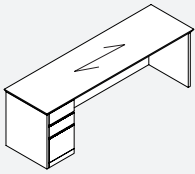
PRODUCT CODE	PRICE	SIZE (INCHES)			WEIGHT LBS	VOL FT ³
		H	W	D		
KCL8422E	5503	29	86	23	286	34
KCL7822E	5109	29	80	23	265	31
KCL7222E	4714	29	74	23	250	29
KCL6622E	4539	29	68	23	229	27
KCL6022E	4128	29	62	23	208	24
KCL8420E	5241	29	86	21	273	28
KCL7820E	4871	29	80	21	252	26
KCL7220E	4493	29	74	21	237	24
KCL6620E	4321	29	68	21	216	22
KCL6020E	3932	29	62	21	195	20

KCR-D • Single Pedestal Credenza with BBF on Right



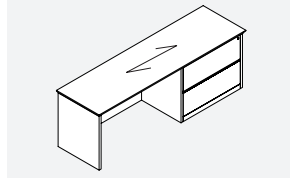
PRODUCT CODE	PRICE	SIZE (INCHES)			WEIGHT LBS	VOL FT ³
		H	W	D		
KCR8422D	5503	29	86	23	286	34
KCR7822D	5109	29	80	23	265	31
KCR7222D	4714	29	74	23	250	29
KCR6622D	4539	29	68	23	229	27
KCR6022D	4128	29	62	23	208	24
KCR8420D	5241	29	86	21	273	28
KCR7820D	4871	29	80	21	252	26
KCR7220D	4493	29	74	21	237	24
KCR6620D	4321	29	68	21	216	22
KCR6020D	3932	29	62	21	195	20

KCL-D • Single Pedestal Credenza with BBF on Left



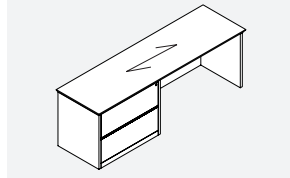
PRODUCT CODE	PRICE	SIZE (INCHES)			WEIGHT LBS	VOL FT ³
		H	W	D		
KCL8422D	5503	29	86	23	286	34
KCL7822D	5109	29	80	23	265	31
KCL7222D	4714	29	74	23	250	29
KCL6622D	4539	29	68	23	229	27
KCL6022D	4128	29	62	23	208	24
KCL8420D	5241	29	86	21	273	28
KCL7820D	4871	29	80	21	252	26
KCL7220D	4493	29	74	21	237	24
KCL6620D	4321	29	68	21	216	22
KCL6020D	3932	29	62	21	195	20

KCR-F • Single Pedestal Credenza with 36" Lat. File on Right



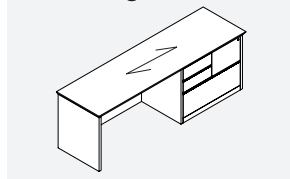
PRODUCT CODE	PRICE	SIZE (INCHES)			WEIGHT LBS	VOL FT3
		H	W	D		
KCR8422F	6394	29	86	23	266	31
KCR7822F	5939	29	80	23	245	29
KCR7222F	5482	29	74	23	230	27
KCR6622F	5277	29	68	23	209	24
KCR6022F	4789	29	62	23	188	22
KCR8420F	6088	29	86	21	253	28
KCR7820F	5651	29	80	21	233	26
KCR7220F	5217	29	74	21	218	24
KCR6620F	5026	29	68	21	197	22
KCR6020F	4562	29	62	21	176	20

KCL-F • Single Pedestal Credenza with 36" Lat. File on Left



PRODUCT CODE	PRICE	SIZE (INCHES)			WEIGHT LBS	VOL FT3
		H	W	D		
KCL8422F	6394	29	86	23	266	31
KCL7822F	5939	29	80	23	245	29
KCL7222F	5482	29	74	23	230	27
KCL6622F	5277	29	68	23	209	24
KCL6022F	4789	29	62	23	188	22
KCL8420F	6088	29	86	21	253	28
KCL7820F	5651	29	80	21	233	26
KCL7220F	5217	29	74	21	218	24
KCL6620F	5026	29	68	21	197	22
KCL6020F	4562	29	62	21	176	20

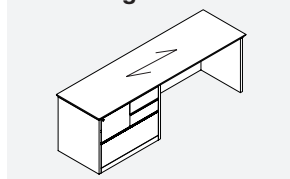
KCR-Z • Single Pedestal Credenza with Combination Storage on Right



PRODUCT CODE	PRICE	SIZE (INCHES)			WEIGHT LBS	VOL FT3
		H	W	D		
KCR8422Z	6981	29	86	23	309	31
KCR7822Z	6484	29	80	23	287	29
KCR7222Z	5987	29	74	23	270	27
KCR6622Z	5759	29	68	23	248	24
KCR6022Z	5240	29	62	23	225	22
KCR8420Z	6652	29	86	21	296	28
KCR7820Z	6176	29	80	21	274	26
KCR7220Z	5432	29	74	21	257	24
KCR6620Z	5486	29	68	21	235	22
KCR6020Z	4987	29	62	21	212	20

• Modular Combination Storage with 1 Lat. File, 2 Boxes Top Left & 1 File Top Right

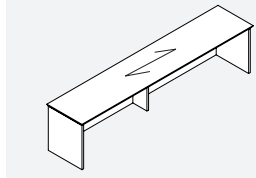
KCL-Z • Single Pedestal Credenza with Combination Storage on Left



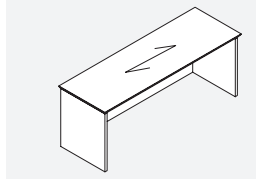
PRODUCT CODE	PRICE	SIZE (INCHES)			WEIGHT LBS	VOL FT3
		H	W	D		
KCL8422Z	6981	29	86	23	309	31
KCL7822Z	6484	29	80	23	287	29
KCL7222Z	5987	29	74	23	270	27
KCL6622Z	5759	29	68	23	248	24
KCL6022Z	5240	29	62	23	225	22
KCL8420Z	6652	29	86	21	296	28
KCL7820Z	6176	29	80	21	274	26
KCL7220Z	5432	29	74	21	257	24
KCL6620Z	5486	29	68	21	235	22
KCL6020Z	4987	29	62	21	212	20

• Modular Combination Storage with 1 Lat. File, 1 File Top Left & 2 Boxes Top Right

KC • Credenza Shell with Full Back Panel



FOR SIZES 96" AND LARGER



FOR SIZES LESS THAN 96"

PRODUCT CODE	PRICE	SIZE (INCHES)			WEIGHT LBS	VOL FT3
		H	W	D		
KC10822	4417	29	108	23	323	41
KC10222	4171	29	104	23	305	38
KC9622	3929	29	98	23	287	35
KC9022	3506	29	92	23	269	33
KC8422	3439	29	86	23	251	31
KC7822	3191	29	80	23	233	29
KC7222	2949	29	74	23	215	27
KC6622	2837	29	68	23	197	24
KC6022	2579	29	62	23	179	22
KC5422	2443	29	56	23	161	20
KC4822	2309	29	50	23	143	18
KC4222	1954	29	44	23	125	16
KC10820	4212	29	108	21	309	36
KC10220	3977	29	104	21	291	34
KC9620	3744	29	98	21	273	32
KC9020	3512	29	92	21	255	30
KC8420	3275	29	86	21	237	28
KC7820	3041	29	80	21	219	26
KC7220	2803	29	74	21	206	24
KC6620	2700	29	68	21	188	22
KC6020	2457	29	62	21	169	20
KC5420	2325	29	56	21	147	18
KC4820	2197	29	50	21	101	16
KC4220	1861	29	44	21	86	14

CORNERS AND COMPONENTS • TECHNICAL INFORMATION

Corners

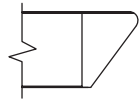
- All units are shipped assembled.
- Unit includes grommets shown and installed horizontal wire management.
- Corner Units and Extended Corner Units must be used exclusively with Linking Bridges and Linking Returns

Linking Bridge

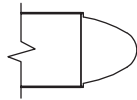
- Handed by recessed end panel.

Extended Corner Table

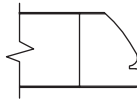
- No molding on back sides.



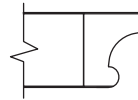
K16



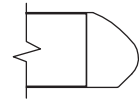
K18



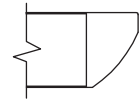
K21



K22



K29



K30

Linking Return

- Unit includes grommets shown and installed horizontal wire management.
- Handed by full end panel.

Table

- Unit includes grommets shown and installed horizontal wire management.

CORNERS AND COMPONENTS • GUIDELINES FOR ORDERING PRODUCT

CODES: The price list uses a numbering system with meaningful alphanumeric characters to create a simple-to-understand product number. This makes specifying the product easy and accurate.

SPECIFICATION EXAMPLE OF A CORNER UNIT

PRODUCT CODE:

KE484824

K = Kingston Series

E = Corner Table with Straight Front

4848 = Size: Width x Depth

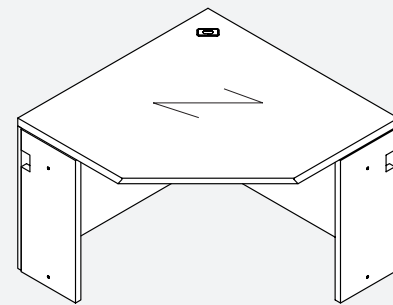
24 = Linking Bridge Depth Size

FINISH: Choose Finish

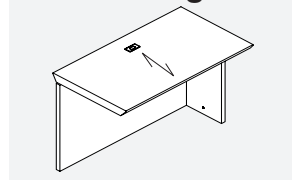
EDGE: Choose Profile

For Grommet Location see Page A.10

NOTE: Arrow indicates direction of grain.



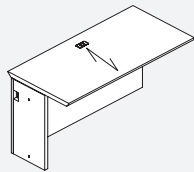
KBT-NLR • Right Linking Bridge to join Corner Worksurface to Desk or Credenza



PRODUCT CODE	PRICE	SIZE (INCHES)			WEIGHT LBS	VOL FT ³
		H	W	D		
KBT6022NLR CG	2432	29	60	24	145	24
KBT5422NLR CG	2188	29	54	24	131	22
KBT4822NLR CG	1944	29	48	24	116	19
KBT4222NLR CG	1574	29	42	24	102	17
KBT3622NLR CG	1431	29	36	24	87	15
KBT3022NLR CG	1397	29	30	24	73	12
KBT6020NLR CG	2313	29	60	22	131	22
KBT5420NLR CG	2084	29	54	22	118	20
KBT4820NLR CG	1851	29	48	22	110	18
KBT4220NLR CG	1497	29	42	22	95	16
KBT3620NLR CG	1361	29	36	22	80	13
KBT3020NLR CG	1329	29	30	22	65	11

- With Full Back Panel

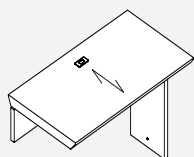
KBT-NLL • Left Linking Bridge to join Corner Worksurface to Desk or Credenza



PRODUCT CODE	PRICE	SIZE (INCHES)			WEIGHT LBS	VOL FT ³
		H	W	D		
KBT6022NLLCG	2432	29	60	24	145	24
KBT5422NLLCG	2188	29	54	24	131	22
KBT4822NLLCG	1944	29	48	24	116	19
KBT4222NLLCG	1574	29	42	24	102	17
KBT3622NLLCG	1431	29	36	24	87	15
KBT3022NLLCG	1397	29	30	24	73	12
KBT6020NLLCG	2313	29	60	22	131	22
KBT5420NLLCG	2084	29	54	22	118	20
KBT4820NLLCG	1851	29	48	22	110	18
KBT4220NLLCG	1497	29	42	22	95	16
KBT3620NLLCG	1361	29	36	22	80	13
KBT3020NLLCG	1329	29	30	22	65	11

• With Full Back Panel

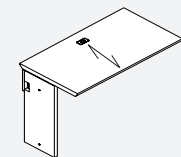
KBT-NLR-Q8 • Right Linking Bridge to join Corner Worksurface to Desk or Credenza



PRODUCT CODE	PRICE	SIZE (INCHES)			WEIGHT LBS	VOL FT ³
		H	W	D		
KBT6022NLRQ8CG	2188	9.5	60	24	145	24
KBT5422NLRQ8CG	1972	9.5	54	24	131	22
KBT4822NLRQ8CG	1753	9.5	48	24	116	19
KBT4222NLRQ8CG	1416	9.5	42	24	102	17
KBT3622NLRQ8CG	1286	9.5	36	24	87	15
KBT3022NLRQ8CG	1259	9.5	30	24	73	12
KBT6020NLRQ8CG	2084	9.5	60	22	131	22
KBT5420NLRQ8CG	1876	9.5	54	22	118	20
KBT4820NLRQ8CG	1668	9.5	48	22	110	18
KBT4220NLRQ8CG	1349	9.5	42	22	95	16
KBT3620NLRQ8CG	1225	9.5	36	22	80	13
KBT3020NLRQ8CG	1199	9.5	30	22	65	11

• With 8" Back Panel

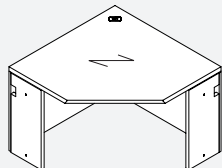
KBT-NLL-Q8 • Left Linking Bridge to join Corner Worksurface to Desk or Credenza



PRODUCT CODE	PRICE	SIZE (INCHES)			WEIGHT LBS	VOL FT ³
		H	W	D		
KBT6022NLLQ8CG	2188	9.5	60	24	145	24
KBT5422NLLQ8CG	1972	9.5	54	24	131	22
KBT4822NLLQ8CG	1753	9.5	48	24	116	19
KBT4222NLLQ8CG	1416	9.5	42	24	102	17
KBT3622NLLQ8CG	1286	9.5	36	24	87	15
KBT3022NLLQ8CG	1259	9.5	30	24	73	12
KBT6020NLLQ8CG	2084	9.5	60	22	131	22
KBT5420NLLQ8CG	1876	9.5	54	22	118	20
KBT4820NLLQ8CG	1668	9.5	48	22	110	18
KBT4220NLLQ8CG	1349	9.5	42	22	95	16
KBT3620NLLQ8CG	1225	9.5	36	22	80	13
KBT3020NLLQ8CG	1199	9.5	30	22	65	11

• With 8" Back Panel

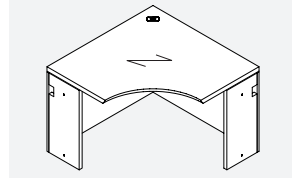
KE • Corner Table to be used with Linking Returns & Linking Bridges



PRODUCT CODE	PRICE	SIZE (INCHES)			WEIGHT LBS	VOL FT ³
		H	W	D		
KE484822	3497	29	48	48	201	39
KE424222	2682	29	42	42	155	30
KE363622	2549	29	36	36	135	22
KE484820	3497	29	48	48	196	39
KE424220	2682	29	42	42	150	30
KE363620	2549	29	36	36	130	22

• With 2 Recessed End Panels

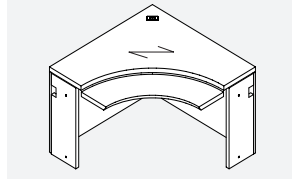
KEK • Corner Table to be used with Linking Returns & Linking Bridges



PRODUCT CODE	PRICE	SIZE (INCHES)			WEIGHT LBS	VOL FT ³
		H	W	D		
KEK484822	4026	29	48	48	201	39
KEK424222	3083	29	42	42	155	30
KEK363622	2928	29	36	36	135	22
KEK484820	4026	29	48	48	196	39
KEK424220	3083	29	42	42	150	30
KEK363620	2928	29	36	36	130	22

- With 2 Recessed End Panels and Inner Curve

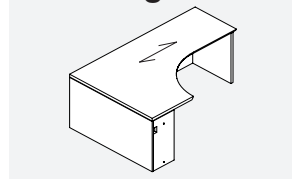
KEKS • Corner Table to be used with Linking Returns & Linking Bridges



PRODUCT CODE	PRICE	SIZE (INCHES)			WEIGHT LBS	VOL FT ³
		H	W	D		
KEKS484822	6686	29	48	48	201	39
KEKS424222	5601	29	42	42	155	30
KEKS363622	5422	29	36	36	135	22
KEKS484820	6686	29	48	48	196	39
KEKS424220	5601	29	42	42	150	30
KEKS363620	5422	29	36	36	130	22

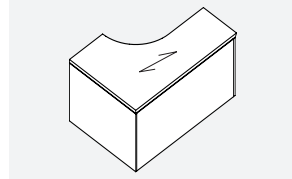
- With 2 Recessed End Panels and Inner Curve
- Adj. Keyboard Tray and an Articulating Arm

KEKR • Right Extended Corner Table with 24" Return Connection



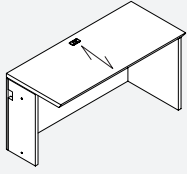
PRODUCT CODE	PRICE	SIZE (INCHES)			WEIGHT LBS	VOL FT ³
		H	W	D		
KEKR489622	6263	29	97	48	387	77
KEKR489022	5913	29	91	48	363	73
KEKR488422	5844	29	85	48	338	68
KEKR487822	5814	29	79	48	314	63
KEKR487222	5523	29	73	48	290	58
KEKR486622	5150	29	67	48	266	52
KEKR486022	4548	29	61	48	242	48

KEKL • Left Extended Corner Table with 24" Return Connection



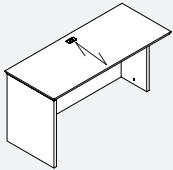
PRODUCT CODE	PRICE	SIZE (INCHES)			WEIGHT LBS	VOL FT ³
		H	W	D		
KEKL964822	6263	29	97	48	387	77
KEKL904822	5913	29	91	48	363	73
KEKL844822	5844	29	85	48	338	68
KEKL784822	5814	29	79	48	314	63
KEKL724822	5523	29	73	48	290	58
KEKL664822	5150	29	67	48	266	52
KEKL604822	4548	29	61	48	242	48

KVR • Right Linking Return to be used with Corner Unit

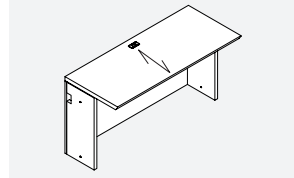


PRODUCT CODE	PRICE	SIZE (INCHES)			WEIGHT LBS	VOL FT ³
		H	W	D		
KVR9622CG	4027	29	97	23	200	39
KVR9022CG	3778	29	91	23	187	36
KVR8422CG	3527	29	85	23	174	34
KVR7822CG	3274	29	79	23	162	31
KVR7222CG	3023	29	71	23	149	29
KVR6622CG	2836	29	67	23	141	27
KVR6022CG	2649	29	61	23	132	24
KVR5422CG	2502	29	55	23	121	22
KVR4822CG	2349	29	49	23	115	19
KVR4222CG	1981	29	43	23	99	17
KVR3622CG	1911	29	37	23	83	15
KVR3022CG	1876	29	31	23	77	12
KVR2422CG	1573	29	25	23	61	10
KVR9620CG	3838	29	97	21	187	39
KVR9020CG	3596	29	91	21	175	36
KVR8420CG	3359	29	85	21	163	34
KVR7820CG	3117	29	79	21	152	31
KVR7220CG	2882	29	73	21	140	29
KVR6620CG	2700	29	67	21	133	27
KVR6020CG	2525	29	61	21	125	24
KVR5420CG	2380	29	55	21	113	22
KVR4820CG	2236	29	49	21	110	19
KVR4220CG	1886	29	43	21	95	17
KVR3620CG	1816	29	37	21	80	15
KVR3020CG	1787	29	31	21	75	12
KVR2420CG	1497	29	25	21	60	10

KVL • Left Linking Return to be used with Corner Unit



PRODUCT CODE	PRICE	SIZE (INCHES)			WEIGHT LBS	VOL FT ³
		H	W	D		
KVL9622CG	4027	29	97	23	200	39
KVL9022CG	3778	29	91	23	187	36
KVL8422CG	3527	29	85	23	174	34
KVL7822CG	3274	29	79	23	162	31
KVL7222CG	3023	29	71	23	149	29
KVL6622CG	2836	29	67	23	141	27
KVL6022CG	2649	29	61	23	132	24
KVL5422CG	2502	29	55	23	121	22
KVL4822CG	2349	29	49	23	115	19
KVL4222CG	1981	29	43	23	99	17
KVL3622CG	1911	29	37	23	83	15
KVL3022CG	1876	29	31	23	77	12
KVL2422CG	1573	29	25	23	61	10
KVL9620CG	3838	29	97	21	187	39
KVL9020CG	3596	29	91	21	175	36
KVL8420CG	3359	29	85	21	163	34
KVL7820CG	3117	29	79	21	152	31
KVL7220CG	2882	29	73	21	140	29
KVL6620CG	2700	29	67	21	133	27
KVL6020CG	2525	29	61	21	125	24
KVL5420CG	2380	29	55	21	113	22
KVL4820CG	2236	29	49	21	110	19
KVL4220CG	1886	29	43	21	95	17
KVL3620CG	1816	29	37	21	80	15
KVL3020CG	1787	29	31	21	75	12
KVL2420CG	1497	29	25	21	60	10

KV • Centre Surface with Recessed End Panels

PRODUCT CODE	PRICE	SIZE (INCHES)			WEIGHT LBS	VOL FT ³
		H	W	D		
KV9622CG	3935	29	96	24	197	39
KV9022CG	3693	29	90	24	185	36
KV8422CG	3444	29	84	24	173	34
KV7822CG	3197	29	78	24	160	31
KV7222CG	2951	29	72	24	145	29
KV6622CG	2764	29	66	24	136	27
KV6022CG	2581	29	60	24	123	24
KV5422CG	2432	29	54	24	119	22
KV4822CG	2281	29	48	24	107	19
KV4222CG	2099	29	42	24	91	17
KV3622CG	1911	29	36	24	76	15
KV3022CG	1803	29	30	24	70	12
KV2422CG	1515	29	24	24	53	10
KV9620CG	3751	29	96	22	181	35
KV9020CG	3518	29	90	22	169	33
KV8420CG	3281	29	84	22	157	31
KV7820CG	3045	29	78	22	145	29
KV7220CG	2812	29	72	22	133	27
KV6620CG	2635	29	66	22	126	24
KV6020CG	2459	29	60	22	118	22
KV5420CG	2313	29	54	22	111	20
KV4820CG	2169	29	48	22	103	18
KV4220CG	1816	29	42	22	88	16
KV3620CG	1753	29	36	22	73	13
KV3020CG	1717	29	30	22	68	11
KV2420CG	1439	29	24	22	52	9

MODULAR STORAGE • TECHNICAL INFORMATION

- All storage components are shipped assembled.
- Components 28" high are intended for use with a Desk, Credenza or Return Shell
- Backs on 28" high Pedestals and Cabinets are unfinished. If finished back is required, please see Page H.2.
- If a profiled Top is required, please see section "Freestanding Storage".
- If Handle is specified:
 - Black and Brass Handle = Black Lock & Grommet.
 - Silver, Nickel and Tungsten Handle = Tungsten Lock & Grommet.
- If Handle is not specified Routed Pull, Black Lock & Grommet are standard.

MODULAR STORAGE • GUIDELINES FOR ORDERING PRODUCT

CODES: The price list uses a numbering system with meaningful alphanumeric characters to create a simple-to-understand product number. This makes specifying the product easy and accurate.

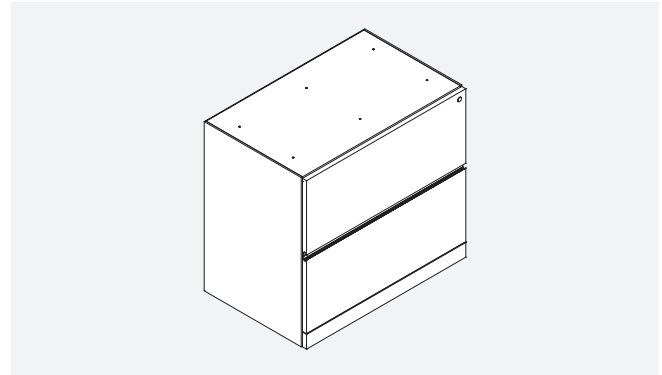
SPECIFICATION EXAMPLE OF A LATERAL FILE UNIT

PRODUCT CODE:

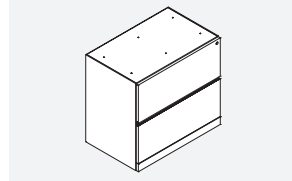
KWF
 K = Kingston Series
 W = Modular/Freestanding Unit
 F = 35" wide Lateral File

FINISH: Choose Finish

HANDLE: Choose Handle



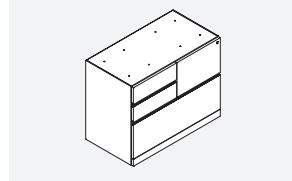
KW-F/N • Modular Lateral File



PRODUCT CODE	PRICE	SIZE (INCHES)			WEIGHT LBS	VOL FT3
		H	W	D		
KWF	2848	28	35.1	19	115	11
KWN	2488	28	30	19	96	9
KWF.5	2848	28	34.5	19	115	11

- Units with ".5" at end of code are intended to be used if a Full Storage Credenza is to be created. For Single Pedestal installations either style can be used.

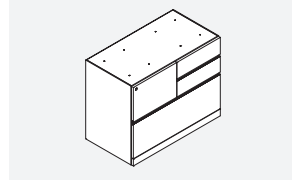
KWZR • Modular Combination Storage



PRODUCT CODE	PRICE	SIZE (INCHES)			WEIGHT LBS	VOL FT3
		H	W	D		
KWZR	3305	28	35.1	19	115	11
KWZR.5	3305	28	34.5	19	115	11

- Modular Combination Storage with 1 Lat. File, 2 Boxes Top Left & 1 File Top Right
- Units with ".5" at end of code are intended to be used if a Full Storage Credenza is to be created. For Single Pedestal installations either style can be used.

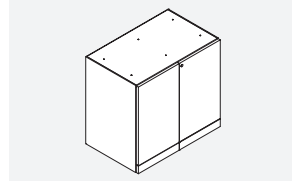
KWZL • Modular Combination Storage



PRODUCT CODE	PRICE	SIZE (INCHES)			WEIGHT LBS	VOL FT3
		H	W	D		
KWZL	3305	28	35.1	19	115	11
KWZL.5	3305	28	34.5	19	115	11

- Modular Combination Storage with 1 Lat. File, 1 File Top Left & 2 Boxes Top Right
- Units with ".5" at end of code are intended to be used if a Full Storage Credenza is to be created. For Single Pedestal installations either style can be used.

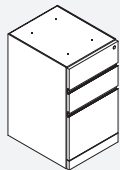
KW-G/M • Modular Storage Cabinet with Doors



PRODUCT CODE	PRICE	SIZE (INCHES)			WEIGHT LBS	VOL FT3
		H	W	D		
KWG	1985	28	35.1	19	115	11
KWM	1671	29	30	19	96	9
KWG.5	1985	28	34.5	19	115	11

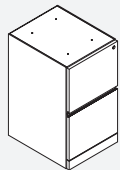
- Storage with 1 Adj. Shelf
- Units with ".5" at end of code are intended to be used if a Full Storage Credenza is to be created. For Single Pedestal installations either style can be used.

KW-D • Modular BBF Pedestal



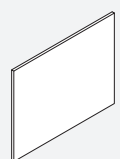
PRODUCT CODE	PRICE	SIZE (INCHES)			WEIGHT LBS	VOL FT ³
		H	W	D		
KWWD (Letter Width)	2197	28	15.6	23	72	6
KWD (Letter Width)	1914	28	15.6	19	70	5
KWWLD (Legal Width)	2638	28	18.5	23	85	7
KWLD (Legal Width)	2295	28	18.5	19	83	6

KW-E • Modular FF Pedestal



PRODUCT CODE	PRICE	SIZE (INCHES)			WEIGHT LBS	VOL FT ³
		H	W	D		
KWWE (Letter Width)	2197	28	15.6	23	72	6
KWE (Letter Width)	1914	28	15.6	19	70	5
KWWLE (Legal Width)	2638	28	18.5	23	85	7
KWLE (Legal Width)	2295	28	18.5	19	83	6

KBA • Finished Back for Modular Pedestal



PRODUCT CODE	PRICE	SIZE (INCHES)			WEIGHT LBS	VOL FT ³
		H	W	D		
KBA36	413	27.5	35	0.8	8	2
KBA30	342	27.5	30	0.8	10	2
KBA18	199	27.5	18.5	0.8	15	3
KBA15	172	27.5	15.5	0.8	18	3

HUTCHES & WALL MOUNT STORAGE • TECHNICAL INFORMATION

Hutches

- All Hutches are shipped assembled.
- Handles can be specified for hutches with wood doors
- Handles cannot be specified on Aluminum Framed Glass Doors.
- Frosted glass door is standard. White back painted clear glass is available, please contact Customer Service.

- For Lock option see Page K.9
- **Tasklight**
For proper size see section A.16

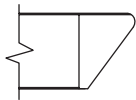
Closed Pigeon Hole Storage Hutch

- 42" unit has 21.5" of clearance.

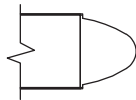
Closed Storage Hutch

- 36" unit has 19.5" of clearance.
- 42" and 54" units have 25.5" of clearance.

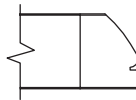
- If Handle is specified:
 - Black and Brass Handle = Black Lock & Grommet.
 - Silver, Nickel and Tungsten Handle = Tungsten Lock & Grommet.



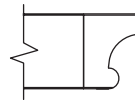
K16



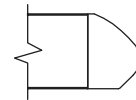
K18



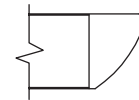
K21



K22



K29



K30

HUTCHES & WALL MOUNT STORAGE • GUIDELINES FOR ORDERING PRODUCT

CODES: The price list uses a numbering system with meaningful alphanumeric characters to create a simple-to-understand product number. This makes specifying the product easy and accurate.

SPECIFICATION EXAMPLE OF A HUTCH UNIT

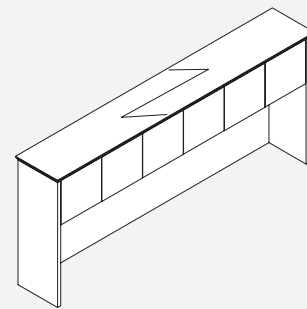
PRODUCT CODE:

K102SH42
 K = Kingston Series
 102 = Size: Width
 SH = Hutch with Wood Doors
 42 = Size: Height

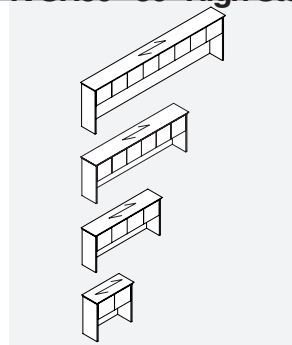
FINISH: Choose Finish

HANDLE: Choose Handle

NOTE: Arrow indicates direction of grain.

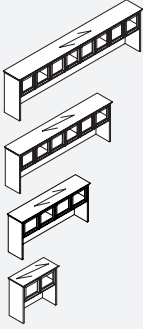


K-SH36 • 36" High Storage Hutch with Wood Doors



PRODUCT CODE	PRICE	SIZE (INCHES)			WEIGHT LBS	VOL FT ³
		H	W	D		
K108SH36	6488	36	110	16	268	34
K102SH36	6129	36	104	16	254	32
K96SH36	5673	36	98	16	241	30
K90SH36	5405	36	92	16	227	28
K84SH36	5045	36	86	16	214	26
K78SH36	4687	36	80	16	200	24
K72SH36	4324	36	74	16	187	23
K66SH36	4161	36	68	16	173	21
K60SH36	3965	36	62	16	160	19
K36SH36	2703	36	38	16	94	11
K30SH36	2365	36	32	16	78	9

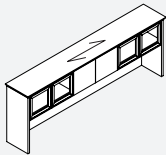
K-SH36G • 36" High Storage Hutch with Glass Doors



PRODUCT CODE	PRICE	SIZE (INCHES)			WEIGHT LBS	VOL FT ³
		H	W	D		
K108SH36G	9438	36	110	16	268	34
K102SH36G	8471	36	104	16	254	32
K96SH36G	8077	36	98	16	241	30
K90SH36G	7682	36	92	16	227	28
K84SH36G	7292	36	86	16	214	26
K78SH36G	6902	36	80	16	200	24
K72SH36G	5912	36	74	16	187	23
K66SH36G	5750	36	68	16	173	21
K60SH36G	5458	36	62	16	160	19
K36SH36G	3487	36	38	16	94	11
K30SH36G	3110	36	32	16	78	9

- Aluminum Framed Glass Doors

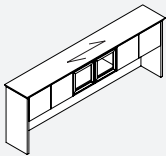
K-SH36GDG • 36" High Storage Hutch with Glass & Wood Doors



PRODUCT CODE	PRICE	SIZE (INCHES)			WEIGHT LBS	VOL FT ³
		H	W	D		
K102SH36GDG	7618	36	104	16	254	32
K96SH36GDG	7257	36	98	16	241	30
K90SH36GDG	6896	36	92	16	227	28
K84SH36GDG	6227	36	86	16	214	26

- Wood Doors at Centre and Aluminum Framed Glass Doors at Ends

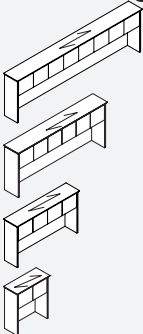
K-SH36DGD • 36" High Storage Hutch with Glass & Wood Doors



PRODUCT CODE	PRICE	SIZE (INCHES)			WEIGHT LBS	VOL FT ³
		H	W	D		
K102SH36DGD	6870	36	104	16	254	32
K96SH36DGD	6323	36	98	16	241	30
K90SH36DGD	6147	36	92	16	227	28
K84SH36DGD	5789	36	86	16	214	26

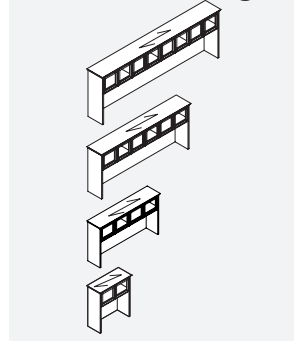
- Aluminum Framed Glass Doors at Centre and Wood Doors at Ends

K-SH42 • 42" High Storage Hutch with Wood Doors



PRODUCT CODE	PRICE	SIZE (INCHES)			WEIGHT LBS	VOL FT ³
		H	W	D		
K108SH42	7568	43	110	16	307	39
K102SH42	7144	43	104	16	290	37
K96SH42	6729	43	98	16	273	35
K90SH42	6308	43	92	16	256	33
K84SH42	5886	43	86	16	239	31
K78SH42	5468	43	80	16	222	28
K72SH42	5045	43	74	16	205	26
K66SH42	4857	43	68	16	188	24
K60SH42	4626	43	62	16	171	22
K36SH42	3157	43	38	16	102	13
K30SH42	2761	43	32	16	85	11

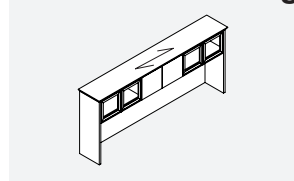
K-SH42G • 42" High Storage Hutch with Glass Doors



PRODUCT CODE	PRICE	SIZE (INCHES)			WEIGHT LBS	VOL FT3
		H	W	D		
K108SH42G	10519	43	110	16	307	39
K102SH42G	9490	43	104	16	290	37
K96SH42G	9037	43	98	16	273	35
K90SH42G	8582	43	92	16	256	33
K84SH42G	8132	43	86	16	239	31
K78SH42G	7680	43	80	16	222	38
K72SH42G	6633	43	74	16	205	26
K66SH42G	6398	43	68	16	188	24
K60SH42G	6170	43	62	16	171	22
K36SH42G	3943	43	38	16	102	13
K30SH42G	3505	43	32	16	85	11

• Aluminum Framed Glass Doors

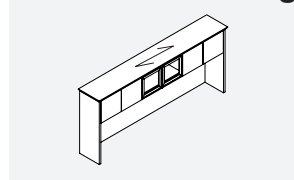
K-SH42GDG • 42" High Storage Hutch with Glass & Wood Doors



PRODUCT CODE	PRICE	SIZE (INCHES)			WEIGHT LBS	VOL FT3
		H	W	D		
K102SH42GDG	9901	43	104	16	290	37
K96SH42GDG	9319	43	98	16	273	35
K90SH42GDG	8735	43	92	16	256	33
K84SH42GDG	8152	43	86	16	239	31

• Wood Doors at Centre and Aluminum Framed Glass Doors at Ends

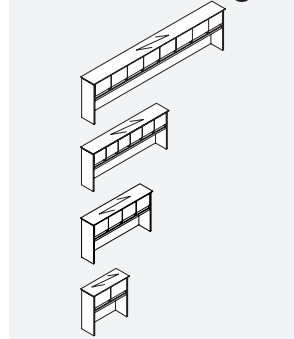
K-SH42DGD • 42" High Storage Hutch with Glass & Wood Doors



PRODUCT CODE	PRICE	SIZE (INCHES)			WEIGHT LBS	VOL FT3
		H	W	D		
K102SH42DGD	8287	43	104	16	290	37
K96SH42DGD	7470	43	98	16	273	35
K90SH42DGD	7049	43	92	16	256	33
K84SH42DGD	6633	43	86	16	239	31

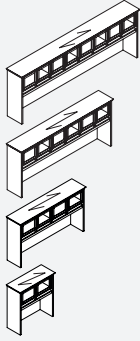
• Aluminum Framed Glass Doors at Centre and Wood Doors at Ends

K-SHP42 • 42" High Storage Hutch with Pigeon-Holes & Wood Doors



PRODUCT CODE	PRICE	SIZE (INCHES)			WEIGHT LBS	VOL FT3
		H	W	D		
K108SHP42	9081	43	110	16	307	39
K102SHP42	8577	43	104	16	290	37
K96SHP42	8072	43	98	16	273	35
K90SHP42	7568	43	92	16	256	33
K84SHP42	7063	43	86	16	239	31
K78SHP42	6556	43	80	16	222	38
K72SHP42	6053	43	74	16	205	26
K66SHP42	5829	43	68	16	188	24
K60SHP42	5551	43	62	16	171	22
K36SHP42	3787	43	38	16	102	13
K30SHP42	3316	43	32	16	85	11

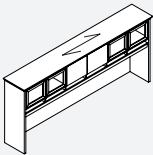
K-SHP42G • 42" High Storage Hutch with Pigeon-Holes & Glass Doors



PRODUCT CODE	PRICE	SIZE (INCHES)			WEIGHT LBS	VOL FT ³
		H	W	D		
K108SHP42G	11965	43	110	16	307	39
K102SHP42G	10862	43	104	16	290	37
K96SHP42G	10350	43	98	16	273	35
K90SHP42G	10318	43	92	16	256	33
K84SHP42G	9241	43	86	16	239	31
K78SHP42G	8713	43	80	16	222	38
K72SHP42G	7595	43	74	16	205	26
K66SHP42G	7358	43	68	16	188	24
K60SHP42G	7002	43	62	16	171	22
K36SHP42G	4548	43	38	16	102	13
K30SHP42G	4057	43	32	16	85	11

- Aluminum Framed Glass Doors

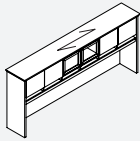
K-SHP42GDG • 42" High Storage Hutch with Pigeon-Holes, Glass & Wood Doors



PRODUCT CODE	PRICE	SIZE (INCHES)			WEIGHT LBS	VOL FT ³
		H	W	D		
K102SHP42GDG	10027	43	104	16	290	37
K96SHP42GDG	9521	43	98	16	273	35
K90SHP42GDG	9018	43	92	16	256	33
K84SHP42GDG	8110	43	86	16	239	31

- Wood Doors at Centre and Aluminum Framed Glass Doors at Ends

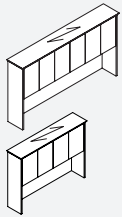
K-SHP42DGD • 42" High Storage Hutch with Pigeon-Holes, Glass & Wood Doors



PRODUCT CODE	PRICE	SIZE (INCHES)			WEIGHT LBS	VOL FT ³
		H	W	D		
K102SHP42DGD	9321	43	104	16	290	37
K96SHP42DGD	8378	43	98	16	273	35
K90SHP42DGD	7990	43	92	16	256	33
K84SHP42DGD	7789	43	86	16	239	31

- Aluminum Framed Glass Doors at Centre and Wood Doors at Ends

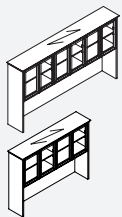
K-2SH54 • 54" High Storage Hutch with Wood Doors



PRODUCT CODE	PRICE	SIZE (INCHES)			WEIGHT LBS	VOL FT ³
		H	W	D		
K962SH54	8651	55	98	16	351	45
K902SH54	8110	55	92	16	329	42
K842SH54	7568	55	86	16	307	39
K782SH54	7028	55	80	16	285	37
K722SH54	6485	55	74	16	263	34
K662SH54	6245	55	68	16	241	31
K602SH54	5946	55	62	16	219	28

- With Adj. Shelf

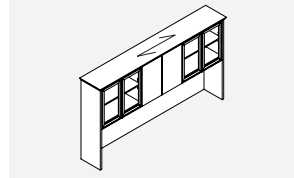
K-2SH54G • 54" High Storage Hutch with Glass Doors



PRODUCT CODE	PRICE	SIZE (INCHES)			WEIGHT LBS	VOL FT ³
		H	W	D		
K962SH54G	11542	55	98	16	351	45
K902SH54G	10750	55	92	16	329	42
K842SH54G	9954	55	86	16	307	39
K782SH54G	9157	55	80	16	285	37
K722SH54G	8364	55	74	16	263	34
K662SH54G	8064	55	68	16	241	31
K602SH54G	7707	55	62	16	219	28

- Aluminum Framed Glass Doors
- With Adj. Shelf

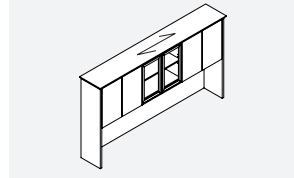
K-2SH54GDG • 54" High Storage Hutch with Glass & Wood Doors



PRODUCT CODE	PRICE	SIZE (INCHES)			WEIGHT LBS	VOL FT3
		H	W	D		
K962SH54GDG	10411	55	98	16	351	45
K902SH54GDG	9870	55	92	16	329	42
K842SH54GDG	9329	55	86	16	307	39

- Wood Doors at Centre and Aluminum Framed Glass Doors at Ends
- With Adj. Shelf

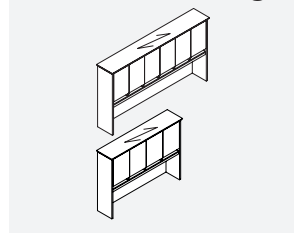
K-2SH54DGD • 54" High Storage Hutch with Glass & Wood Doors



PRODUCT CODE	PRICE	SIZE (INCHES)			WEIGHT LBS	VOL FT3
		H	W	D		
K962SH54DGD	9529	55	98	16	351	45
K902SH54DGD	8989	55	92	16	329	42
K842SH54DGD	8450	55	86	16	307	39

- Aluminum Framed Glass Doors at Centre and Wood Doors at Ends
- With Adj. Shelf

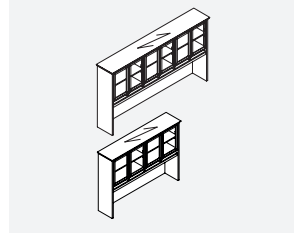
K-2SHP54 • 54" High Storage Hutch with Pigeon-Holes & Wood Doors



PRODUCT CODE	PRICE	SIZE (INCHES)			WEIGHT LBS	VOL FT3
		H	W	D		
K962SHP54	10382	55	98	16	351	45
K902SHP54	9728	55	92	16	329	42
K842SHP54	9077	55	86	16	307	39
K782SHP54	9077	55	80	16	285	37
K722SHP54	7783	55	74	16	263	34
K662SHP54	7494	55	68	16	241	31
K602SHP54	7139	55	62	16	219	28

- With Adj. Shelf

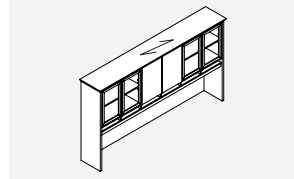
K-2SHP54G • 54" High Storage Hutch with Pigeon-Holes & Glass Doors



PRODUCT CODE	PRICE	SIZE (INCHES)			WEIGHT LBS	VOL FT3
		H	W	D		
K962SHP54G	13274	55	98	16	351	45
K902SHP54G	12371	55	92	16	329	42
K842SHP54G	11464	55	86	16	307	39
K782SHP54G	10566	55	80	16	285	37
K722SHP54G	9662	55	74	16	263	34
K662SHP54G	9316	55	68	16	241	31
K602SHP54G	8899	55	62	16	219	28

- Aluminum Framed Glass Doors
- With Adj. Shelf

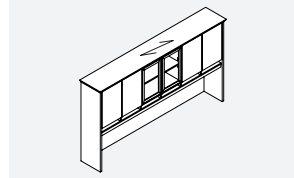
K-2SHP54GDG • 54" High Storage Hutch with Pigeon-Holes, Glass & Wood Doors



PRODUCT CODE	PRICE	SIZE (INCHES)			WEIGHT LBS	VOL FT3
		H	W	D		
K962SHP54GDG	11263	55	98	16	351	45
K902SHP54GDG	10612	55	92	16	329	42
K842SHP54GDG	9960	55	86	16	307	39

- Wood Doors at Centre and Aluminum Framed Glass Doors at Ends
- With Adj. Shelf

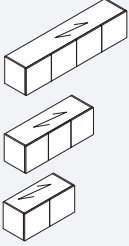
K-2SHP54DGD • 54" High Storage Hutch with Pigeon-Holes, Glass & Wood Doors



PRODUCT CODE	PRICE	SIZE (INCHES)			WEIGHT LBS	VOL FT3
		H	W	D		
K962SHP54DGD	12142	55	98	16	351	45
K902SHP54DGD	11491	55	92	16	329	42
K842SHP54DGD	10842	55	86	16	307	39

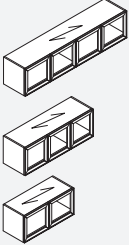
- Aluminum Framed Glass Doors at Centre and Wood Doors at Ends
- With Adj. Shelf

CSF • Wall Mount Storage with Wood Doors



PRODUCT CODE	PRICE	SIZE (INCHES)			WEIGHT LBS	VOL FT3
		H	W	D		
CSF72	2749	16.5	72	15.5	100	10
CSF66	2521	16.5	66	15.5	83	9
CSF60	2288	16.5	60	15.5	75	8
CSF54	2059	16.5	54	15.5	68	7
CSF48	1833	16.5	48	15.5	60	7
CSF42	1681	16.5	42	15.5	55	6
CSF36	1650	16.5	36	15.5	50	5
CSF30	1622	16.5	30	15.5	45	4

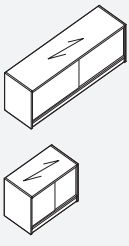
CSF-G • Wall Mount Storage with Glass Doors



PRODUCT CODE	PRICE	SIZE (INCHES)			WEIGHT LBS	VOL FT3
		H	W	D		
CSF72G	4247	16.5	72	15.5	100	10
CSF66G	3946	16.5	66	15.5	83	9
CSF60G	3699	16.5	60	15.5	75	8
CSF54G	3315	16.5	54	15.5	68	7
CSF48G	2926	16.5	48	15.5	60	7
CSF42G	2598	16.5	42	15.5	55	6
CSF36G	2401	16.5	36	15.5	50	5
CSF30G	2330	16.5	30	15.5	45	4

• Aluminum Framed Glass Doors

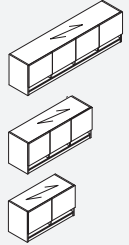
CSF-GSL • Wall Mount Storage with Sliding Glass Doors



PRODUCT CODE	PRICE	SIZE (INCHES)			WEIGHT LBS	VOL FT3
		H	W	D		
CSF72GSL	4247	16.5	72	18	100	10
CSF66GSL	3946	16.5	66	18	83	9
CSF60GSL	3699	16.5	60	18	75	8
CSF54GSL	3315	16.5	54	18	68	7
CSF48GSL	2926	16.5	48	18	60	7
CSF42GSL	2598	16.5	42	18	55	6
CSF36GSL	2401	16.5	36	18	50	5
CSF30GSL	2330	16.5	30	18	45	4

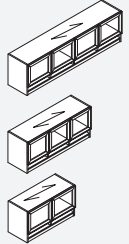
• Frameless Sliding Glass Doors

CSFP • Wall Mount Storage with Pigeon-Holes & Wood Doors



PRODUCT CODE	PRICE	SIZE (INCHES)			WEIGHT LBS	VOL FT3
		H	W	D		
CSFP72	3297	20	72	15.5	100	12
CSFP66	3022	20	66	15.5	83	11
CSFP60	2750	20	60	15.5	75	10
CSFP54	2473	20	54	15.5	68	9
CSFP48	2196	20	48	15.5	60	8
CSFP42	2087	20	42	15.5	55	7
CSFP36	1978	20	36	15.5	50	6
CSFP30	1946	20	30	15.5	45	5

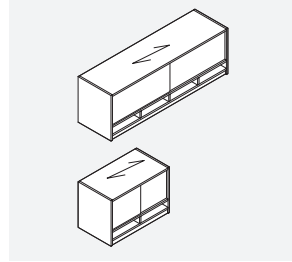
CSFP-G • Wall Mount Storage with Pigeon-Holes & Glass Doors



PRODUCT CODE	PRICE	SIZE (INCHES)			WEIGHT LBS	VOL FT3
		H	W	D		
CSFP72G	4675	20	72	15.5	100	12
CSFP66G	4470	20	66	15.5	83	11
CSFP60G	4118	20	60	15.5	75	10
CSFP54G	3840	20	54	15.5	68	9
CSFP48G	3259	20	48	15.5	60	8
CSFP42G	2839	20	42	15.5	55	7
CSFP36G	2708	20	36	15.5	50	6
CSFP30G	2636	20	30	15.5	45	5

• Aluminum Framed Glass Doors

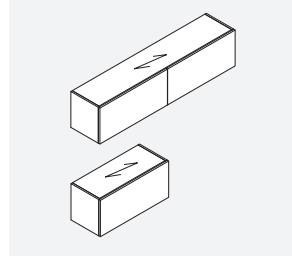
CSFP-GSL • Wall Mount Storage with Pigeon-Holes & Sliding Glass Doors



PRODUCT CODE	PRICE	SIZE (INCHES)			WEIGHT LBS	VOL FT3
		H	W	D		
CSFP72GSL	4675	20	72	18	100	12
CSFP66GSL	4470	20	66	18	83	11
CSFP60GSL	4118	20	60	18	75	10
CSFP54GSL	3840	20	54	18	68	9
CSFP48GSL	3259	20	48	18	60	8
CSFP42GSL	2839	20	42	18	55	7
CSFP36GSL	2708	20	36	18	50	6
CSFP30GSL	2636	20	30	18	45	5

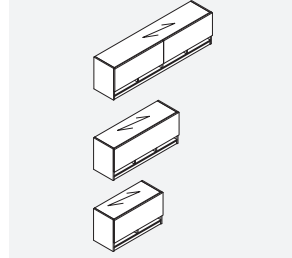
• Frameless Sliding Glass Doors

CSFF • Wall Mount Storage with Wood Flipper Doors



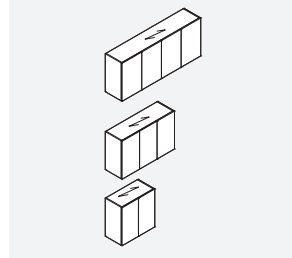
PRODUCT CODE	PRICE	SIZE (INCHES)			WEIGHT LBS	VOL FT3
		H	W	D		
CSFF72	2976	16.5	72	15.5	100	10
CSFF66	2729	16.5	66	15.5	83	9
CSFF60	2478	16.5	60	15.5	75	8
CSFF54	2232	16.5	54	15.5	68	7
CSFF48	1986	16.5	48	15.5	60	7
CSFF42	1840	16.5	42	15.5	55	6
CSFF36	1807	16.5	36	15.5	50	5
CSFF30	1778	16.5	30	15.5	45	4

CSFFP • Wall Mount Storage with Pigeon-Holes & Wood Flipper Doors



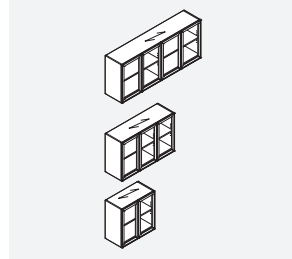
PRODUCT CODE	PRICE	SIZE (INCHES)			WEIGHT LBS	VOL FT3
		H	W	D		
CSFFP72	3574	20	72	15.5	100	12
CSFFP66	3273	20	66	15.5	83	11
CSFFP60	2978	20	60	15.5	75	10
CSFFP54	2678	20	54	15.5	68	9
CSFFP48	2381	20	48	15.5	60	8
CSFFP42	2208	20	42	15.5	55	7
CSFFP36	2169	20	36	15.5	50	6
CSFFP30	2130	20	30	15.5	45	5

CSF-H30 • Double High Wall Mount Storage



PRODUCT CODE	PRICE	SIZE (INCHES)			WEIGHT LBS	VOL FT3
		H	W	D		
CSF72H30	5307	30	72	15.5	140	17
CSF66H30	4871	30	66	15.5	116	15.5
CSF60H30	4417	30	60	15.5	105	14
CSF54H30	3976	30	54	15.5	95	12.5
CSF48H30	3537	30	48	15.5	85	11.5
CSF42H30	3246	30	42	15.5	77	10
CSF36H30	3186	30	36	15.5	70	8.5
CSF30H30	3131	30	30	15.5	63	7

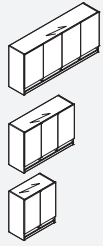
CSF-H30G • Double High Wall Mount Storage with Glass Doors



PRODUCT CODE	PRICE	SIZE (INCHES)			WEIGHT LBS	VOL FT3
		H	W	D		
CSF72H30G	7719	30	72	15.5	140	17
CSF66H30G	7617	30	66	15.5	116	15.5
CSF60H30G	7143	30	60	15.5	105	14
CSF54H30G	6398	30	54	15.5	95	12.5
CSF48H30G	5650	30	48	15.5	85	11.5
CSF42H30G	5017	30	42	15.5	77	10
CSF36H30G	4637	30	36	15.5	70	8.5
CSF30H30G	4500	30	30	15.5	63	7

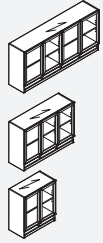
• Aluminum Framed Glass Doors

CSFP-H34 • Double High Wall Mount Storage with Pigeon-Holes



PRODUCT CODE	PRICE	SIZE (INCHES)			WEIGHT LBS	VOL FT ³
		H	W	D		
CSFP72H34	5772	34	72	15.5	140	17
CSFP66H34	5289	34	66	15.5	116	15.5
CSFP60H34	4815	34	60	15.5	105	14
CSFP54H34	4330	34	54	15.5	95	12.5
CSFP48H34	3846	34	48	15.5	85	11.5
CSFP42H34	3655	34	42	15.5	77	10
CSFP36H34	3468	34	36	15.5	70	8.5
CSFP30H34	3410	34	30	15.5	63	7

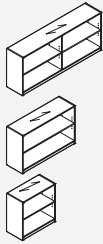
CSFP-H34G • Double High Wall Mount Storage with Pigeon-Holes & Glass Doors



PRODUCT CODE	PRICE	SIZE (INCHES)			WEIGHT LBS	VOL FT ³
		H	W	D		
CSFP72H34G	8188	34	72	15.5	140	17
CSFP66H34G	7827	34	66	15.5	116	15.5
CSFP60H34G	7210	34	60	15.5	105	14
CSFP54H34G	6724	34	54	15.5	95	12.5
CSFP48H34G	5707	34	48	15.5	85	11.5
CSFP42H34G	4970	34	42	15.5	77	10
CSFP36H34G	4741	34	36	15.5	70	8.5
CSFP30H34G	4615	34	30	15.5	63	7

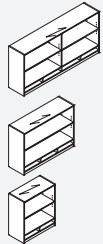
• Aluminum Framed Glass Doors

CSFO-H30 • Double High Open Wall Mount Storage



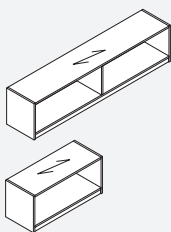
PRODUCT CODE	PRICE	SIZE (INCHES)			WEIGHT LBS	VOL FT ³
		H	W	D		
CSFO72H30	4308	30	72	14.5	140	17
CSFO66H30	3958	30	66	14.5	116	15.5
CSFO60H30	3593	30	60	14.5	105	14
CSFO54H30	3239	30	54	14.5	95	12.5
CSFO48H30	2884	30	48	14.5	85	11.5
CSFO42H30	2655	30	42	14.5	77	10
CSFO36H30	2623	30	36	14.5	70	8.5
CSFO30H30	2573	30	30	14.5	63	7

CSFOP-H34 • Double High Open Wall Mount Storage with Pigeon-Holes



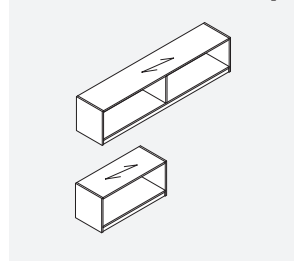
PRODUCT CODE	PRICE	SIZE (INCHES)			WEIGHT LBS	VOL FT ³
		H	W	D		
CSFOP72H34	4691	34	72	14.5	140	17
CSFOP66H34	4304	34	66	14.5	116	15.5
CSFOP60H34	3909	34	60	14.5	105	14
CSFOP54H34	3522	34	54	14.5	95	12.5
CSFOP48H34	3127	34	48	14.5	85	11.5
CSFOP42H34	2933	34	42	14.5	77	10
CSFOP36H34	2846	34	36	14.5	70	8.5
CSFOP30H34	2803	34	30	14.5	63	7

CSFO • Open Wall Mount Storage



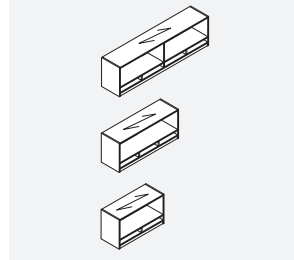
PRODUCT CODE	PRICE	SIZE (INCHES)			WEIGHT LBS	VOL FT ³
		H	W	D		
CSFO72	2232	16.5	72	14.5	100	10
CSFO66	2049	16.5	66	14.5	83	9
CSFO60	1861	16.5	60	14.5	75	8
CSFO54	1679	16.5	54	14.5	68	7
CSFO48	1492	16.5	48	14.5	60	7
CSFO42	1375	16.5	42	14.5	55	6
CSFO36	1357	16.5	36	14.5	50	5
CSFO30	1332	16.5	30	14.5	45	4

CSFOD16 • 16" Deep Open Wall Mount Storage



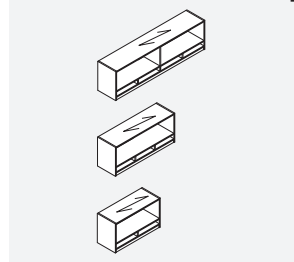
PRODUCT CODE	PRICE	SIZE (INCHES)			WEIGHT LBS	VOL FT3
		H	W	D		
CSF072D16	2483	16.5	72	16	100	10
CSF066D16	2305	16.5	66	16	83	9
CSF060D16	2125	16.5	60	16	75	8
CSF054D16	1944	16.5	54	16	68	7
CSF048D16	1764	16.5	48	16	60	7
CSF042D16	1651	16.5	42	16	55	6
CSF036D16	1635	16.5	36	16	50	5
CSF030D16	1609	16.5	30	16	45	4

CSFOP • Open Wall Mount Storage with Pigeon-Holes



PRODUCT CODE	PRICE	SIZE (INCHES)			WEIGHT LBS	VOL FT3
		H	W	D		
CSFOP72	2679	19.5	72	14.5	100	12
CSFOP66	2458	19.5	66	14.5	83	11
CSFOP60	2234	19.5	60	14.5	75	10
CSFOP54	2011	19.5	54	14.5	68	9
CSFOP48	1786	19.5	48	14.5	60	8
CSFOP42	1676	19.5	42	14.5	55	7
CSFOP36	1625	19.5	36	14.5	50	6
CSFOP30	1601	19.5	30	14.5	45	5

CSFOPD16 • 16" Deep Open Wall Mount Storage with Pigeon-Holes



PRODUCT CODE	PRICE	SIZE (INCHES)			WEIGHT LBS	VOL FT3
		H	W	D		
CSFOP72D16	3005	19.5	72	16	100	12
CSFOP66D16	2782	19.5	66	16	83	11
CSFOP60D16	2557	19.5	60	16	75	10
CSFOP54D16	2335	19.5	54	16	68	9
CSFOP48D16	2113	19.5	48	16	60	8
CSFOP42D16	2003	19.5	42	16	55	7
CSFOP36D16	1951	19.5	36	16	50	6
CSFOP30D16	1926	19.5	30	16	45	5

FREESTANDING STORAGE • TECHNICAL INFORMATION

Pedestals

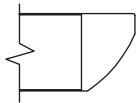
- All units are shipped assembled.
- Standard face locking.

Combination Storage

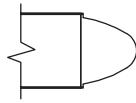
- All units are shipped assembled.
- No modifications accepted for this unit.
- Box drawers do not lock.
- Standard face locking.

Storage Cabinets

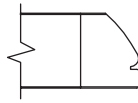
- Units include adjustable shelves.
- If Handle is specified:
 - Black and Brass Handle = Black Lock & Grommet.
 - Silver, Nickel and Tungsten Handle = Tungsten Lock & Grommet.
- If Handle is not specified Routed Pull, Black Lock & Grommet are standard.



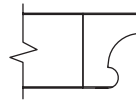
K16



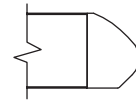
K18



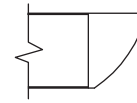
K21



K22



K29



K30

FREESTANDING STORAGE • GUIDELINES FOR ORDERING PRODUCT

CODES: The price list uses a numbering system with meaningful alphanumeric characters to create a simple-to-understand product number. This makes specifying the product easy and accurate.

SPECIFICATION EXAMPLE OF A FREESTANDING UNIT

PRODUCT CODE:

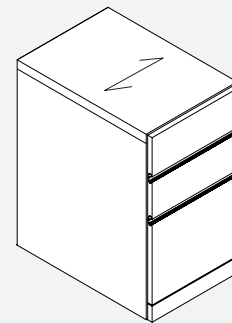
- KWDM
- K = Kingston Series
- W = Modular/Freestanding Unit
- D = Box, Box, File
- M = Mobile

FINISH: Choose Finish

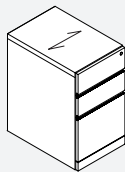
EDGE: Choose Edge

HANDLE: Choose Handle

NOTE: Arrow indicates direction of grain.

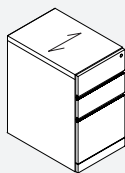


KWDB/WWDB • Freestanding BFF Pedestal



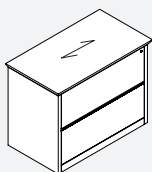
PRODUCT CODE	PRICE	SIZE (INCHES)			WEIGHT LBS	VOL FT ³
		H	W	D		
KWDB	2090	28	15.5	19.8	70	5
KWWDB	2403	28	15.5	23.8	75	5

KWDM/WWDM • Freestanding Mobile BFF Pedestal

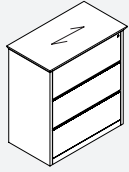


PRODUCT CODE	PRICE	SIZE (INCHES)			WEIGHT LBS	VOL FT ³
		H	W	D		
KWDM	2245	28	15.5	19.8	70	5
KWWDM	2582	28	15.5	23.8	75	6

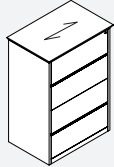
KF/N • Freestanding Lateral File



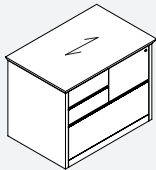
PRODUCT CODE	PRICE	SIZE (INCHES)			WEIGHT LBS	VOL FT ³
		H	W	D		
KF3622	3893	29	38	23	170	13
KF3620	3540	29	38	23	159	12
KN3022	3406	29	32.9	21	142	11
KN3020	3096	29	32.9	21	131	10

KF-3/N-3 • Freestanding Lateral File with 3 Drawers

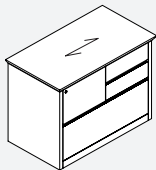
PRODUCT CODE	PRICE	SIZE (INCHES)			WEIGHT LBS	VOL FT ³
		H	W	D		
KF36223	4754	42	38	23	212	19
KF36203	4441	42	38	21	193	18
KN30223	4159	42	32.9	23	176	16
KN30203	3883	42	32.9	21	160	15

KF-4/N-4 • Freestanding Lateral File with 4 Drawers

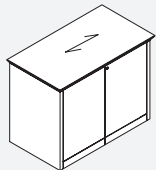
PRODUCT CODE	PRICE	SIZE (INCHES)			WEIGHT LBS	VOL FT ³
		H	W	D		
KF36224	5792	54	38	23	270	25
KF36204	5503	54	38	21	259	23
KN30224	5070	54	32.9	23	225	21
KN30204	4815	54	32.9	21	214	19

KZR • Right Combination Storage

PRODUCT CODE	PRICE	SIZE (INCHES)			WEIGHT LBS	VOL FT ³
		H	W	D		
KZR3622	4218	29	38	23	170	13
KZR3620	4020	29	38	21	160	12

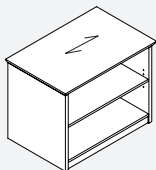
KZL • Left Combination Storage

PRODUCT CODE	PRICE	SIZE (INCHES)			WEIGHT LBS	VOL FT ³
		H	W	D		
KZL3622	4218	29	38	23	170	13
KZL3620	4020	29	38	21	160	12

KBD • Freestanding Storage Cabinet with Doors

PRODUCT CODE	PRICE	SIZE (INCHES)			WEIGHT LBS	VOL FT ³
		H	W	D		
KBD3622	2648	29	38	23	140	13
KBD3620	2522	29	38	21	129	12
KBD3022	2319	29	32.9	23	117	11
KBD3020	2203	29	32.9	21	106	10

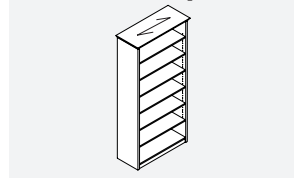
- Storage with 1 Adj. Shelf
- For Aluminum Framed Glass Doors option, please contact Customer Service.

KOB • Freestanding Open Storage Cabinet

PRODUCT CODE	PRICE	SIZE (INCHES)			WEIGHT LBS	VOL FT ³
		H	W	D		
KOB3622	2126	29	38.75	23	115	13
KOB3620	2024	29	38.75	21	104	12
KOB3022	1856	29	33.625	23	96	11
KOB3020	1764	29	33.625	21	85	10

- Storage with 1 Adj. Shelf

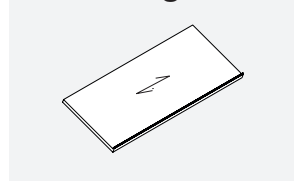
KBx-3x15 • Open Bookcase with Adj. Shelves



PRODUCT CODE	PRICE	SIZE (INCHES)			WEIGHT LBS	VOL FT ³
		H	W	D		
KB73615	3305	78	38	16	228	24
KB63615	3053	72	38	16	210	23
KB53615	2812	65	38	16	188	21
KB43615	2313	48	38	16	140	15
KB23615	1854	29	38	16	90	9
KB73015	2894	78	32.9	16	228	20
KB63015	2669	72	32.9	16	210	19
KB53015	2460	65	32.9	16	188	17
KB43015	2024	48	32.9	16	140	13
KB23015	1623	29	32.9	16	90	8

• 78" has 6 Adj. Shelves; 72" has 5 Adj. Shelves; 65" has 4 Adj. Shelves; 48" has 3 Adj. Shelves; 29" has 1 Adj. Shelf

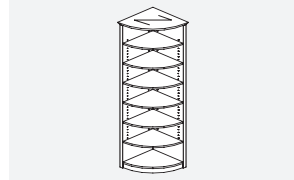
KMAG • Magazine Shelf for use with Open Bookcase



PRODUCT CODE	PRICE	SIZE (INCHES)			WEIGHT LBS	VOL FT ³
		H	W	D		
KMAG3624	197	1	36	24	112	10
KMAG3622	180	1	36	22	104	10
KMAG3620	162	1	36	20	92	9
KMAG3615	140	1	36	15	81	8
KMAG3024	165	1	30	24	94	9
KMAG3022	152	1	30	22	87	9
KMAG3020	134	1	30	20	76	8
KMAG3015	118	1	30	15	67	8

• Can be specified for each Shelf in an Open Bookcase

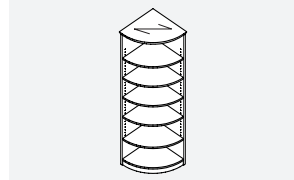
KBxR-1515 • Quarter Round Open Bookcase with Adj. Shelves



PRODUCT CODE	PRICE	SIZE (INCHES)			WEIGHT LBS	VOL FT ³
		H	W	D		
KB7R1515	2603	78	16	16	95	10
KB6R1515	2401	72	16	16	83	9
KB5R1515	2212	65	16	16	81	9
KB4R1515	1820	48	16	16	59	6
KB2R1515	1462	29	16	16	37	4

• 78" has 6 Adj. Shelves; 72" has 5 Adj. Shelves; 65" has 4 Adj. Shelves; 48" has 3 Adj. Shelves; 29" has 1 Adj. Shelf

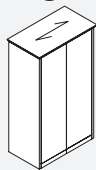
KB7R • Quarter Round Open Bookcase with Adj. Shelves



PRODUCT CODE	PRICE	SIZE (INCHES)			WEIGHT LBS	VOL FT ³
		H	W	D		
KB7R2222H84	4479	84	23	23	191	23
KB7R2222H72	3840	72	23	23	171	20
KB7R2222H65	4480	65	23	23	157	18
KB7R2020H84	4269	84	21	21	163	19
KB7R2020H72	3658	72	21	21	142	17
KB7R2020H65	4269	65	21	21	130	15

• 84" has 6 Adj. Shelves; 72" has 5 Adj. Shelves; 65" has 4 Adj. Shelves

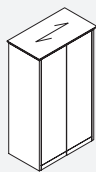
K1 • Storage Cabinet with Wood Doors & Adj. Shelves



PRODUCT CODE	PRICE	SIZE (INCHES)			WEIGHT LBS	VOL FT ³
		H	W	D		
K1D22W36H84	6219	84	38	23	304	42
K1D22W36H72	5334	72	38	23	283	33
K1D22W36H65	4886	65	38	23	259	30
K1D22W30H84	5444	84	32.9	23	304	42
K1D22W30H72	4667	72	32.9	23	283	33
K1D22W30H65	4277	65	32.9	23	259	30
K1D22W24H84	4661	84	26	23	320	28
K1D22W24H72	3996	72	26	23	255	24
K1D22W24H65	3672	65	26	23	173	22
K1D20W36H84	5929	84	38	21	297	35
K1D20W36H72	5080	72	38	21	269	30
K1D20W36H65	4657	65	38	21	245	28
K1D20W30H84	4939	84	32.9	21	257	29
K1D20W30H72	4232	72	32.9	21	233	25
K1D20W30H65	3879	65	32.9	21	202	23
K1D20W24H84	3952	84	26	21	198	23
K1D20W24H72	3388	72	26	21	179	20
K1D20W24H65	3099	65	26	21	163	18

- 84" has 5 Adj. Shelves; 72" has 4 Adj. Shelves; 65" has 4 Adj. Shelves
- For Aluminum Framed Glass Door option, please contact Customer Service.

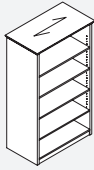
K2 • Wardrobe Cabinet with Doors, Coat Rack and Hat Shelf



PRODUCT CODE	PRICE	SIZE (INCHES)			WEIGHT LBS	VOL FT ³
		H	W	D		
K2D22W36H84	5398	84	38	23	304	42
K2D22W36H72	4627	72	38	23	283	33
K2D22W36H65	4244	65	38	23	259	30
K2D22W30H84	4722	84	32.9	23	304	42
K2D22W30H72	4047	72	32.9	23	283	33
K2D22W30H65	3709	65	32.9	23	259	30
K2D22W24H84	4047	84	26	23	320	28
K2D22W24H72	3471	72	26	23	255	24
K2D22W24H65	3179	65	26	23	173	22
K2D20W36H84	5140	84	38	21	297	35
K2D20W36H72	4406	72	38	21	269	30
K2D20W36H65	4040	65	38	21	245	28
K2D20W30H84	4285	84	32.9	21	257	29
K2D20W30H72	3673	72	32.9	21	233	25
K2D20W30H65	3364	65	32.9	21	202	23
K2D20W24H84	3425	84	26	21	198	23
K2D20W24H72	2934	72	26	21	179	20
K2D20W24H65	2691	65	26	21	163	18

- For Aluminum Framed Glass Door option, please contact Customer Service.

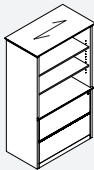
K7 • Open Bookcase with Adj. Shelves



PRODUCT CODE	PRICE	SIZE (INCHES)			WEIGHT LBS	VOL FT ³
		H	W	D		
K7D22W36H84	4980	84	38	23	331	43
K7D22W36H72	4269	72	38	23	306	36
K7D22W36H65	3911	65	38	23	281	33
K7D22W30H84	4355	84	32.9	23	280	36
K7D22W30H72	3792	72	32.9	23	255	30
K7D22W30H65	3423	65	32.9	23	234	28
K7D20W36H84	4743	84	38	21	282	36
K7D20W36H72	4067	72	38	21	257	30
K7D20W36H65	3728	65	38	21	234	28
K7D20W30H84	3950	84	32.9	21	248	29
K7D20W30H72	3385	72	32.9	21	223	25
K7D20W30H65	3102	65	32.9	21	193	23

• 84" has 6 Adj. Shelves; 72" has 5 Adj. Shelves; 65" has 4 Adj. Shelves

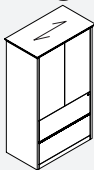
K12 • Open Cabinet with Adj. Shelves above 2 Lat. File Drawers



PRODUCT CODE	PRICE	SIZE (INCHES)			WEIGHT LBS	VOL FT ³
		H	W	D		
K12D22W36H84	6756	84	38	23	364	36
K12D22W36H72	5790	72	38	23	336	33
K12D22W36H65	5310	65	38	23	308	30
K12D22W30H84	5912	84	32.9	23	330	31
K12D22W30H72	5070	72	32.9	23	294	28
K12D22W30H65	4646	65	32.9	23	257	25
K12D20W36H84	6435	84	38	21	348	33
K12D20W36H72	5516	72	38	21	322	30
K12D20W36H65	5056	65	38	21	294	28
K12D20W30H84	5629	84	32.9	21	317	28
K12D20W30H72	4825	72	32.9	21	280	25
K12D20W30H65	4215	65	32.9	21	243	23

• 84" has 3 Adj. Shelves; 72" has 2 Adj. Shelves; 65" has 2 Adj. Shelves

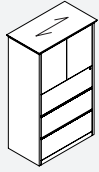
K13 • Storage Cabinet with Doors & Adj. Shelves above 2 Lat. File Drawers



PRODUCT CODE	PRICE	SIZE (INCHES)			WEIGHT LBS	VOL FT ³
		H	W	D		
K13D22W36H84	7699	84	38	23	364	36
K13D22W36H72	6599	72	38	23	341	33
K13D22W36H65	6050	65	38	23	313	30
K13D22W30H84	6736	84	32.9	23	330	31
K13D22W30H72	5775	72	32.9	23	299	28
K13D22W30H65	5293	65	32.9	23	261	25
K13D20W36H84	7333	84	38	21	365	35
K13D20W36H72	6283	72	38	21	327	30
K13D20W36H65	5759	65	38	21	299	28
K13D20W30H84	6111	84	32.9	21	305	29
K13D20W30H72	5240	72	32.9	21	285	25
K13D20W30H65	4802	65	32.9	21	247	23

• 84" has 3 Adj. Shelves; 72" has 2 Adj. Shelves; 65" has 2 Adj. Shelves
 • For Aluminum Framed Glass Door option, please contact Customer Service.

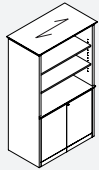
K14 • Storage Cabinet with Doors & Adj. Shelf above 3 Lat. File Drawers



PRODUCT CODE	PRICE	SIZE (INCHES)			WEIGHT LBS	VOL FT ³
		H	W	D		
K14D22W36H84	8276	84	38	23	369	42
K14D22W36H72	7093	72	38	23	346	33
K14D22W36H65	6506	65	38	23	318	30
K14D22W30H84	7241	84	32.9	23	335	35
K14D22W30H72	6206	72	32.9	23	304	28
K14D22W30H65	5691	65	32.9	23	266	25
K14D20W36H84	7883	84	38	21	370	35
K14D20W36H72	6758	72	38	21	332	30
K14D20W36H65	6195	65	38	21	304	28
K14D20W30H84	6570	84	32.9	21	310	29
K14D20W30H72	5630	72	32.9	21	290	25
K14D20W30H65	5163	65	32.9	21	252	23

- 84" has 2 Adj. Shelves; 72" has 1 Adj. Shelf; 65" has 1 Adj. Shelf
- For Aluminum Framed Glass Door option, please contact Customer Service.

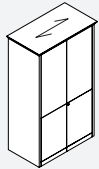
K22 • Open Storage with Adj. Shelves above Storage Cabinet



PRODUCT CODE	PRICE	SIZE (INCHES)			WEIGHT LBS	VOL FT ³
		H	W	D		
K22D22W36H84	5669	84	38	23	325	42
K22D22W36H72	4858	72	38	23	300	33
K22D22W36H65	4453	65	38	23	275	30
K22D22W30H84	4963	84	32.9	23	304	35
K22D22W30H72	4252	72	32.9	23	279	28
K22D22W30H65	3898	65	32.9	23	243	25
K22D20W36H84	5398	84	38	21	327	33
K22D20W36H72	4627	72	38	21	305	30
K22D20W36H65	4244	65	38	21	278	28
K22D20W30H84	4503	84	32.9	21	301	28
K22D20W30H72	3859	72	32.9	21	265	25
K22D20W30H65	3534	65	32.9	21	229	23

- 84" has 4 Adj. Shelves; 72" has 3 Adj. Shelves; 65" has 3 Adj. Shelves
- For Aluminum Framed Glass Door option, please contact Customer Service.

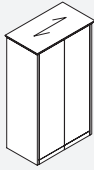
K23 • Closed Storage Cabinet with Upper & Lower Split Doors and Adj. Shelves



PRODUCT CODE	PRICE	SIZE (INCHES)			WEIGHT LBS	VOL FT ³
		H	W	D		
K23D22W36H84	6646	84	38	23	340	42
K23D22W36H72	5696	72	38	23	319	33
K23D22W36H65	5216	65	38	23	292	30
K23D22W30H84	5534	84	32.9	23	308	33
K23D22W30H72	4743	72	32.9	23	279	28
K23D22W30H65	4352	65	32.9	23	243	25
K23D20W36H84	6327	84	38	21	330	35
K23D20W36H72	5422	72	38	21	305	30
K23D20W36H65	4969	65	38	21	278	28
K23D20W30H84	5273	84	32.9	21	298	29
K23D20W30H72	4520	72	32.9	21	265	25
K23D20W30H65	4142	65	32.9	21	229	23

- Storage with 1 Fixed Shelf and 2 Adj. Shelves
- For Aluminum Framed Glass Door option, please contact Customer Service.

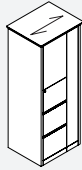
K25 • Cabinet with Doors, Storage with Adj. Shelves on Right & Wardrobe on Left



PRODUCT CODE	PRICE	SIZE (INCHES)			WEIGHT LBS	VOL FT ³
		H	W	D		
K25D22W36H84	6977	84	38	23	348	42
K25D22W36H72	5982	72	38	23	319	33
K25D22W36H65	5482	65	38	23	292	30
K25D22W30H84	6105	84	32.9	23	307	35
K25D22W30H72	5233	72	32.9	23	279	28
K25D22W30H65	4795	65	32.9	23	243	25
K25D22W24H84	5232	84	26	23	254	28
K25D22W24H72	4484	72	26	23	213	24
K25D22W24H65	4108	65	26	23	195	22
K25D20W36H84	6643	84	38	21	330	35
K25D20W36H72	5692	72	38	21	305	30
K25D20W36H65	5217	65	38	21	278	28
K25D20W30H84	5535	84	32.9	21	300	29
K25D20W30H72	4744	72	32.9	21	265	25
K25D20W30H65	4352	65	32.9	21	229	23
K25D20W24H84	4429	84	26	21	235	28
K25D20W24H72	3797	72	26	21	203	24
K25D20W24H65	3483	65	26	21	185	22

- 84" has 5 Adj. Shelves; 72" has 4 Adj. Shelves; 65" has 4 Adj. Shelves
- Wardrobe with Coat Rack & Hat Shelf
- For Aluminum Framed Glass Door option, please contact Customer Server.

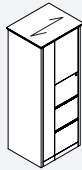
K27-R • Right Tower Unit with Wardrobe, 3 File Drawers & Storage with Adj. Shelf



PRODUCT CODE	PRICE	SIZE (INCHES)			WEIGHT LBS	VOL FT ³
		H	W	D		
K27D22W24H84R	8264	84	26	23	167	24
K27D22W24H72R	7083	72	26	23	154	22
K27D22W24H65R	6496	65	26	23	141	20
K27D20W24H84R	7871	84	26	21	152	22
K27D20W24H72R	6746	72	26	21	140	20
K27D20W24H65R	6187	65	26	21	128	18

- 84" has 2 Adj. Shelves on Left; 72" has 1 Adj. Shelf on Left; 65" has 1 Adj. Shelf on Left
- Wardrobe with Coat Rack and Hat Shelf
- For Aluminum Framed Glass Door option on Left, please contact Customer Service.

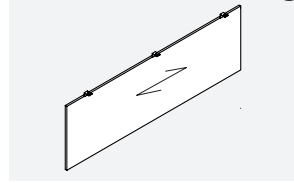
K27-L • Left Tower Unit with Wardrobe, 3 File Drawers & Storage with Adj. Shelf



PRODUCT CODE	PRICE	SIZE (INCHES)			WEIGHT LBS	VOL FT ³
		H	W	D		
K27D22W24H84L	8264	84	26	23	167	24
K27D22W24H72L	7083	72	26	23	154	22
K27D22W24H65L	6496	65	26	23	141	20
K27D20W24H84L	7871	84	26	21	152	22
K27D20W24H72L	6746	72	26	21	140	20
K27D20W24H65L	6187	65	26	21	128	18

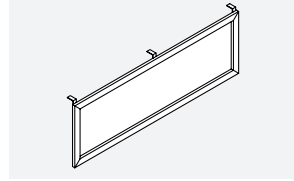
- 84" has 2 Adj. Shelves on Left; 72" has 1 Adj. Shelf on Left; 65" has 1 Adj. Shelf on Left
- Wardrobe with Coat Rack and Hat Shelf
- For Aluminum Framed Glass Door option on Right, please contact Customer Service.

CMP-W • Wood Straight Modesty Panel hanging from Top



PRODUCT CODE	PRICE	SIZE (INCHES)			WEIGHT LBS	VOL FT3
		H	W	D		
CMP72W	1279	18	67		20	1
CMP66W	1235	18	61		18	1
CMP60W	1216	18	55		16	1
CMP54W	1193	18	49		14	1
CMP48W	1176	18	43		13	1

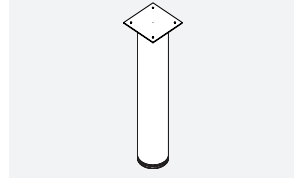
CMP-G • Glass Straight Modesty Panel hanging from Top



PRODUCT CODE	PRICE	SIZE (INCHES)			WEIGHT LBS	VOL FT3
		H	W	D		
CMP72G	2299	18	67		20	1
CMP66G	2175	18	61		18	1
CMP60G	1988	18	55		16	1
CMP54G	1852	18	49		14	1
CMP48G	1769	18	43		13	1

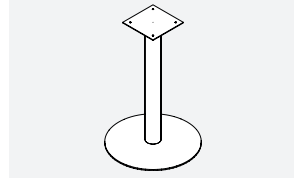
- Aluminum framed glass modesty panel with frosted glass is standard
- For white back painted glass, please contact Customer Service for pricing

SM • Metal Post Upgrade from SMO3



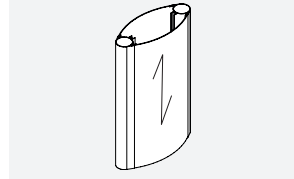
PRODUCT CODE	PRICE	SIZE (INCHES)			WEIGHT LBS	VOL FT3
		H	W	D		
SM06	324	28	6			
SM04	107	28	4			
SM03	0	28	3			

F3 • Metal Flat Plate Base Upgrade from SMO3



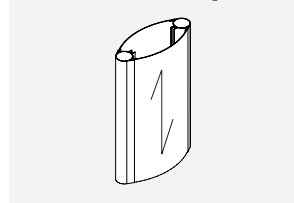
PRODUCT CODE	PRICE	SIZE (INCHES)			WEIGHT LBS	VOL FT3
		H	W	D		
F3P18	1111	28	18			

TE • Wood Elliptical Base with PVC End Caps, Upgrade from SMO3



PRODUCT CODE	PRICE	SIZE (INCHES)			WEIGHT LBS	VOL FT3
		H	W	D		
TE18	893	28	18	5		

TEL • Wood Elliptical Base with Aluminum End Caps, Upgrade from SMS4



PRODUCT CODE	PRICE	SIZE (INCHES)			WEIGHT LBS	VOL FT3
		H	W	D		
TEL18	1052	28	18	5	20	2

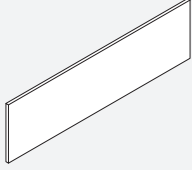
- Anodized Aluminum end caps

KV-1212-CT • Corner Filler Top



PRODUCT CODE	PRICE	SIZE (INCHES)			WEIGHT LBS	VOL FT3
		H	W	D		
KV1212CT	870	12	12	1.5	5	1

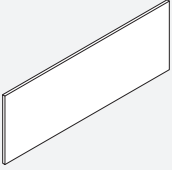
KTS • Tackboard for 36" High Non Pigeon-Hole Hutches



PRODUCT CODE	PRICE	SIZE (INCHES)			WEIGHT LBS	VOL FT3
		H	W	D		
KTS108	1096	20	105	1	23	2
KTS102	1037	20	99	1	19	2
KTS96	974	20	93	1	15	1
KTS90	916	20	87	1	15	1
KTS84	858	20	81	1	14	1
KTS78	792	20	75	1	13	1
KTS72	729	20	69	1	12	1
KTS66	668	20	63	1	11	1
KTS60	611	20	57	1	10	1
KTS36	365	20	33	1	6	1
KTS30	303	20	27	1	4	1

• Factory Installed Hutch Tackboard

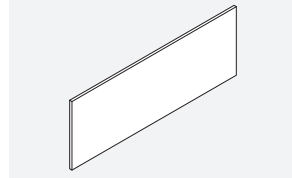
KTSP-H23 • Tackboard for 42" & 54" High Pigeon-Hole Hutches



PRODUCT CODE	PRICE	SIZE (INCHES)			WEIGHT LBS	VOL FT3
		H	W	D		
KTSP108H23	1238	23	105	1	30	2
KTSP102H23	1178	23	99	1	24	2
KTSP96H23	1102	23	93	1	20	2
KTSP90H23	1034	23	87	1	20	2
KTSP84H23	964	23	81	1	18	2
KTSP78H23	896	23	75	1	17	2
KTSP72H23	831	23	69	1	16	1
KTSP66H23	755	23	63	1	14	1
KTSP60H23	692	23	57	1	13	1
KTSP36H23	412	23	33	1	8	1
KTSP30H23	342	23	27	1	5	1

• Factory Installed Hutch Tackboard

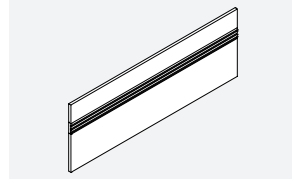
KTS-H26 • Tackboard for 42" & 54" High Non Pigeon-Hole Hutches



PRODUCT CODE	PRICE	SIZE (INCHES)			WEIGHT LBS	VOL FT ³
		H	W	D		
KTS108H26	1431	26	105	1	30	2
KTS102H26	1348	26	99	1	24	2
KTS96H26	1268	26	93	1	20	2
KTS90H26	1192	26	87	1	20	2
KTS84H26	1030	26	81	1	18	2
KTS78H26	871	26	75	1	17	2
KTS72H26	792	26	69	1	16	1
KTS66H26	709	26	63	1	14	1
KTS60H26	550	26	57	1	13	1
KTS36H26	478	26	33	1	8	1
KTS30H26	397	26	27	1	5	1

- Factory Installed Hutch Tackboard

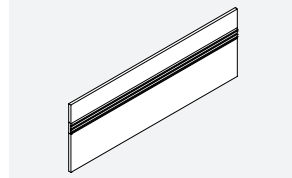
KTSAS • Tackboard with Rail for 36" High Non Pigeon-Hole Hutches



PRODUCT CODE	PRICE	SIZE (INCHES)			WEIGHT LBS	VOL FT ³
		H	W	D		
KTSAS108	1943	20	105	1	23	2
KTSAS102	1754	20	99	1	19	2
KTSAS96	1726	20	93	1	15	1
KTSAS90	1623	20	87	1	15	1
KTSAS84	1514	20	81	1	14	1
KTSAS78	1404	20	75	1	13	1
KTSAS72	1295	20	69	1	12	1
KTSAS66	1188	20	63	1	11	1
KTSAS60	1082	20	57	1	10	1
KTSAS36	646	20	33	1	6	1
KTSAS30	537	20	27	1	4	1

- Factory Installed Hutch Tackboard
- Please specify the Metal Colour: Black (E), Tungsten (K) or Designer White (DWT)

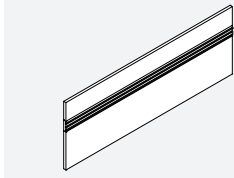
KTSPAS-H23 • Tackboard with Rail for 42" and 54" High Pigeon-Hole Hutches



PRODUCT CODE	PRICE	SIZE (INCHES)			WEIGHT LBS	VOL FT ³
		H	W	D		
KTSPAS108H23	2113	23	105	1	30	2
KTSPAS102H23	2007	23	99	1	24	2
KTSPAS96H23	1882	23	93	1	20	2
KTSPAS90H23	1762	23	87	1	20	2
KTSPAS84H23	1645	23	81	1	18	2
KTSPAS78H23	1528	23	75	1	17	2
KTSPAS72H23	1408	23	69	1	16	1
KTSPAS66H23	1293	23	63	1	14	1
KTSPAS60H23	1175	23	57	1	13	1
KTSPAS36H23	706	23	33	1	8	1
KTSPAS30H23	590	23	27	1	5	1

- Factory Installed Hutch Tackboard
- Please specify the Metal Colour: Black (E), Tungsten (K) or Designer White (DWT)

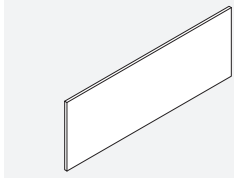
KTSAS-H26 • Tackboard with Rail for 42" & 54" High Non Pigeon-Hole Hutches



PRODUCT CODE	PRICE	SIZE (INCHES)			WEIGHT LBS	VOL FT ³
		H	W	D		
KTSAS108H26	2343	26	105	1	23	2
KTSAS102H26	2204	26	99	1	19	2
KTSAS96H26	2076	26	93	1	15	1
KTSAS90H26	1954	26	87	1	15	1
KTSAS84H26	1800	26	81	1	14	1
KTSAS78H26	1687	26	75	1	13	1
KTSAS72H26	1530	26	69	1	12	1
KTSAS66H26	1431	26	63	1	11	1
KTSAS60H26	1296	26	57	1	10	1
KTSAS36H26	776	26	33	1	6	1
KTSAS30H26	652	26	27	1	4	1

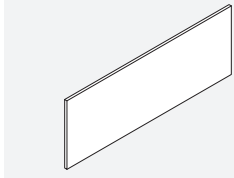
- Factory Installed Hutch Tackboard
- Please specify the Metal Colour: Black (E), Tungsten (K) or Designer White (DWT)

TS • Tackboard for 65" High Non Pigeon-Hole Wall Mount Cabinets

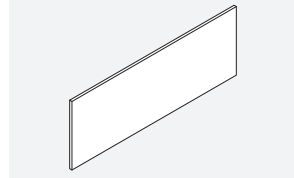


PRODUCT CODE	PRICE	SIZE (INCHES)			WEIGHT LBS	VOL FT ³
		H	W	D		
TS120	1403	19.2	120	1	26	2
TS114	1330	19.2	114	1	25	2
TS108	1260	19.2	108	1	23	2
TS102	1192	19.2	102	1	19	2
TS96	1120	19.2	96	1	17	1
TS90	1052	19.2	90	1	15	1
TS84	984	19.2	84	1	14	1
TS78	910	19.2	78	1	13	1
TS72	837	19.2	72	1	12	1
TS66	767	19.2	66	1	11	1
TS60	699	19.2	60	1	10	1
TS54	631	19.2	54	1	10	1
TS48	562	19.2	48	1	10	1
TS42	491	19.2	42	1	10	1
TS36	422	19.2	36	1	8	1
TS30	352	19.2	30	1	5	1

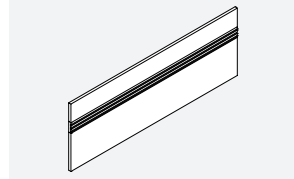
TSP-H23 • Tackboard for 72" High Pigeon-Hole Wall Mount Cabinets



PRODUCT CODE	PRICE	SIZE (INCHES)			WEIGHT LBS	VOL FT ³
		H	W	D		
TSP120H23	1585	22.3	120	1	34	2
TSP114H23	1507	22.3	114	1	32	2
TSP108H23	1422	22.3	108	1	30	2
TSP102H23	1355	22.3	102	1	24	2
TSP96H23	1266	22.3	96	1	22	2
TSP90H23	1187	22.3	90	1	20	1
TSP84H23	1107	22.3	84	1	18	1
TSP78H23	1030	22.3	78	1	17	1
TSP72H23	953	22.3	72	1	16	1
TSP66H23	870	22.3	66	1	14	1
TSP60H23	815	22.3	60	1	13	1
TSP54H23	793	22.3	54	1	13	1
TSP48H23	631	22.3	48	1	13	1
TSP42H23	554	22.3	42	1	13	1
TSP36H23	475	22.3	36	1	8	1
TSP30H23	395	22.3	30	1	5	1

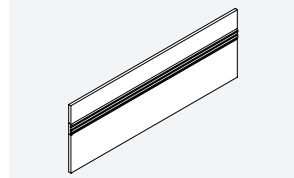
TS-H26 • Tackboard for 72" High Non Pigeon-Hole Wall Mount Cabinets

PRODUCT CODE	PRICE	SIZE (INCHES)			WEIGHT LBS	VOL FT ³
		H	W	D		
TS120H26	1824	26	120	1	32	2
TS114H26	1731	26	114	1	31	2
TS108H26	1645	26	108	1	30	2
TS102H26	1545	26	102	1	24	2
TS96H26	1461	26	96	1	22	2
TS90H26	1370	26	90	1	20	2
TS84H26	1273	26	84	1	18	2
TS78H26	1183	26	78	1	17	2
TS72H26	1091	26	72	1	16	1
TS66H26	1002	26	66	1	14	1
TS60H26	910	26	60	1	13	1
TS54H26	821	26	54	1	13	1
TS48H26	727	26	48	1	13	1
TS42H26	636	26	42	1	13	1
TS36H26	545	26	36	1	8	1
TS30H26	456	26	3	1	5	1

TSAS • Tackboard with Rail for 65" High Non Pigeon-Hole Wall Mount Cabinets

PRODUCT CODE	PRICE	SIZE (INCHES)			WEIGHT LBS	VOL FT ³
		H	W	D		
TSAS120	2468	19.2	120	1	26	2
TSAS114	2345	19.2	114	1	25	2
TSAS108	2221	19.2	108	1	23	2
TSAS102	2104	19.2	102	1	19	2
TSAS96	1972	19.2	96	1	15	1
TSAS90	1855	19.2	90	1	15	1
TSAS84	1729	19.2	84	1	14	1
TSAS78	1605	19.2	78	1	13	1
TSAS72	1481	19.2	72	1	12	1
TSAS66	1357	19.2	66	1	11	1
TSAS60	1234	19.2	60	1	10	1
TSAS54	1115	19.2	54	1	10	1
TSAS48	992	19.2	48	1	10	1
TSAS42	863	19.2	42	1	10	1
TSAS36	738	19.2	36	1	6	0
TSAS30	572	19.2	30	1	4	0

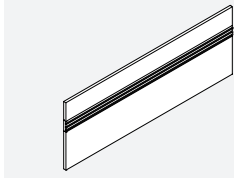
• Please specify the Metal Colour: Black (E), Tungsten (K) or Designer White (DWT)

TSPAS-H23 • Tackboard with Rail for 72" High Pigeon-Hole Wall Mount Cabinets

PRODUCT CODE	PRICE	SIZE (INCHES)			WEIGHT LBS	VOL FT ³
		H	W	D		
TSPAS120H23	2679	22.3	120	1	33	2
TSPAS114H23	2546	22.3	114	1	32	2
TSPAS108H23	2412	22.3	108	1	30	2
TSPAS102H23	2294	22.3	102	1	24	2
TSPAS96H23	2150	22.3	96	1	20	2
TSPAS90H23	2015	22.3	90	1	20	2
TSPAS84H23	1881	22.3	84	1	18	2
TSPAS78H23	1748	22.3	78	1	17	2
TSPAS72H23	1610	22.3	72	1	16	1
TSPAS66H23	1480	22.3	66	1	14	1
TSPAS60H23	1342	22.3	60	1	13	1
TSPAS54H23	1188	22.3	54	1	13	1
TSPAS48H23	1070	22.3	48	1	13	1
TSPAS42H23	942	22.3	42	1	13	1
TSPAS36H23	808	22.3	36	1	6	1
TSPAS30H23	670	22.3	30	1	4	1

• Please specify the Metal Colour: Black (E), Tungsten (K) or Designer White (DWT)

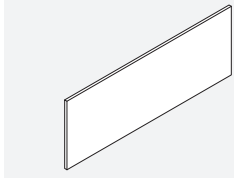
TSAS-H26 • Tackboard with Rail for 72" High Non Pigeon-Hole Wall Mount Cabinets



PRODUCT CODE	PRICE	SIZE (INCHES)			WEIGHT LBS	VOL FT3
		H	W	D		
TSAS120H26	2964	26	120	1	27	2
TSAS114H26	2814	26	114	1	25	2
TSAS108H26	2678	26	108	1	23	2
TSAS102H26	2521	26	102	1	19	2
TSAS96H26	2372	26	96	1	15	1
TSAS90H26	2232	26	90	1	15	1
TSAS84H26	2057	26	84	1	14	1
TSAS78H26	1926	26	78	1	13	1
TSAS72H26	1749	26	72	1	12	1
TSAS66H26	1635	26	66	1	11	1
TSAS60H26	1484	26	60	1	10	1
TSAS54H26	1336	26	54	1	10	1
TSAS48H26	1191	26	48	1	10	1
TSAS42H26	1043	26	42	1	10	1
TSAS36H26	890	26	36	1	6	1
TSAS30H26	742	26	30	1	4	1

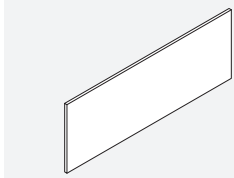
• Please specify the Metal Colour: Black (E), Tungsten (K) or Designer White (DWT)

TSP-H21 • Tackboard for 84" High Double Height Pigeon-Hole Wall Mount Cabinet



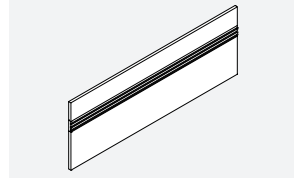
PRODUCT CODE	PRICE	SIZE (INCHES)			WEIGHT LBS	VOL FT3
		H	W	D		
TSP120H21	1471	21	120	1	35	2
TSP114H21	1398	21	114	1	32	2
TSP108H21	1325	21	108	1	30	2
TSP102H21	1252	21	102	1	24	2
TSP96H21	1175	21	96	1	20	2
TSP90H21	1105	21	90	1	20	2
TSP84H21	1034	21	84	1	18	2
TSP78H21	953	21	78	1	17	2
TSP72H21	882	21	72	1	16	1
TSP66H21	805	21	66	1	14	1
TSP60H21	737	21	60	1	13	1
TSP54H21	662	21	54	1	13	1
TSP48H21	590	21	48	1	13	1
TSP42H21	516	21	42	1	6	1
TSP36H21	442	21	36	1	4	1
TSP30H21	368	21	30	1	3	1

TS-H25 • Tackboard for 84" High Double Height Non Pigeon-Hole Wall Mount Cabinet



PRODUCT CODE	PRICE	SIZE (INCHES)			WEIGHT LBS	VOL FT3
		H	W	D		
TS120H25	1757	25	120	1	27	2
TS114H25	1669	25	114	1	25	2
TS108H25	1581	25	108	1	23	2
TS102H25	1486	25	102	1	19	2
TS96H25	1403	25	96	1	15	1
TS90H25	1316	25	90	1	15	1
TS84H25	1225	25	84	1	14	1
TS78H25	1137	25	78	1	13	1
TS72H25	1051	25	72	1	12	1
TS66H25	966	25	66	1	11	1
TS60H25	875	25	60	1	10	1
TS54H25	790	25	54	1	10	1
TS48H25	698	25	48	1	10	1
TS42H25	612	25	42	1	10	1
TS36H25	524	25	36	1	6	1
TS30H25	437	25	30	1	4	1

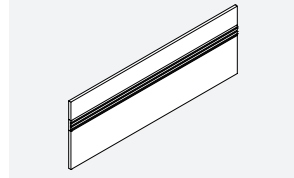
TSPAS-H21 • Tackboard with Rail for 84" High Double Height Pigeon-Hole Wall Mount Cabinet



PRODUCT CODE	PRICE	SIZE (INCHES)			WEIGHT LBS	VOL FT3
		H	W	D		
TSPAS120H21	2592	21	120	1	33	2
TSPAS114H21	2462	21	114	1	32	2
TSPAS108H21	2332	21	108	1	30	2
TSPAS102H21	2211	21	102	1	24	2
TSPAS96H21	2070	21	96	1	20	2
TSPAS90H21	1948	21	90	1	20	2
TSPAS84H21	1815	21	84	1	18	2
TSPAS78H21	1685	21	78	1	17	2
TSPAS72H21	1555	21	72	1	16	1
TSPAS66H21	1425	21	66	1	14	1
TSPAS60H21	1295	21	60	1	13	1
TSPAS54H21	1172	21	54	1	13	1
TSPAS48H21	1039	21	48	1	13	1
TSPAS42H21	908	21	42	1	13	1
TSPAS36H21	774	21	36	1	6	1
TSPAS30H21	601	21	30	1	4	1

• Please specify the Metal Colour: Black (E), Tungsten (K) or Designer White (DWT)

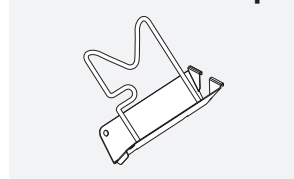
TSAS-H25 • Tackboard with Rail for 84" High Double Height Non Pigeon-Hole Wall Mount Cabinet



PRODUCT CODE	PRICE	SIZE (INCHES)			WEIGHT LBS	VOL FT3
		H	W	D		
TSAS120H25	2964	25	120	1	27	2
TSAS114H25	2814	25	114	1	25	2
TSAS108H25	2678	25	108	1	23	2
TSAS102H25	2521	25	102	1	19	2
TSAS96H25	2372	25	96	1	15	1
TSAS90H25	2232	25	90	1	15	1
TSAS84H25	2057	25	84	1	14	1
TSAS78H25	1926	25	78	1	13	1
TSAS72H25	1749	25	72	1	12	1
TSAS66H25	1635	25	66	1	11	1
TSAS60H25	1484	25	60	1	10	1
TSAS54H25	1336	25	54	1	10	1
TSAS48H25	1191	25	48	1	10	1
TSAS42H25	1043	25	42	1	10	1
TSAS36H25	890	25	36	1	6	1
TSAS30H25	742	25	30	1	4	1

• Please specify the Metal Colour: Black (E), Tungsten (K) or Designer White (DWT)

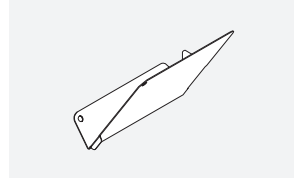
BAFS01 • Metal Flip Sorter - Accessory Rail mounted



PRODUCT CODE	PRICE	SIZE (INCHES)			WEIGHT LBS	VOL FT3
		H	W	D		
BAFS01	44	9.25	2.75	9.25	0.6	0.14

• Please specify the Metal Colour: Black (E), Tungsten (K) or Designer White (DWT)
 • Rail mounted Metal Flip Sorter comes with nickel plated wire

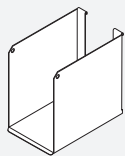
BASS01 • Metal Slant Sorter - Accessory Rail mounted



PRODUCT CODE	PRICE	SIZE (INCHES)			WEIGHT LBS	VOL FT3
		H	W	D		
BASS01R	36	9.5	5	10.25	1	0.28
BASS01L	36	9.5	5	10.25	1	0.28

• Please specify the Metal Colour: Black (E), Tungsten (K) or Designer White (DWT)

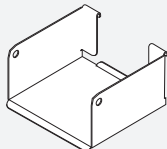
BABB01 • Metal Binder Bin - Accessory Rail mounted



PRODUCT CODE	PRICE	SIZE (INCHES)			WEIGHT LBS	VOL FT3
		H	W	D		
BABB01	60	9	4	10.25	1.85	0.21

• Please specify the Metal Colour: Black (E), Tungsten (K) or Designer White (DWT)

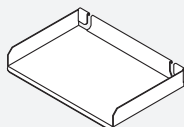
BAMB01 • Metal Media Bin - Accessory Rail mounted



PRODUCT CODE	PRICE	SIZE (INCHES)			WEIGHT LBS	VOL FT3
		H	W	D		
BAMB01	46	3	5.75	5.25	0.8	0.05

• Please specify the Metal Colour: Black (E), Tungsten (K) or Designer White (DWT)

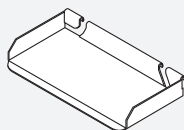
BALT01 • Metal Letter Tray - Accessory Rail mounted



PRODUCT CODE	PRICE	SIZE (INCHES)			WEIGHT LBS	VOL FT3
		H	W	D		
BALT01	46	2	13.5	9.25	0.5	0.15
BALT01LGL	60					

• Please specify the Metal Colour: Black (E), Tungsten (K) or Designer White (DWT)

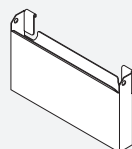
BAUT01 • Metal Utility Tray - Accessory Rail mounted



PRODUCT CODE	PRICE	SIZE (INCHES)			WEIGHT LBS	VOL FT3
		H	W	D		
BAUT01	31	1	8.5	3.75	0.5	0.02

• Please specify the Metal Colour: Black (E), Tungsten (K) or Designer White (DWT)

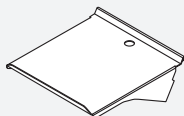
BAPP01 • Metal Paper Pocket - Accessory Rail mounted



PRODUCT CODE	PRICE	SIZE (INCHES)			WEIGHT LBS	VOL FT3
		H	W	D		
BAPP01	77	9	16	2.75	2	0.25

• Please specify the Metal Colour: Black (E), Tungsten (K) or Designer White (DWT)

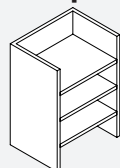
BATH01 • Telephone Holder - Accessory Rail mounted



PRODUCT CODE	PRICE	SIZE (INCHES)			WEIGHT LBS	VOL FT3
		H	W	D		
BATH01	73	2	9	10	2	0.26

• Please specify the Metal Colour: Black (E), Tungsten (K) or Designer White (DWT)

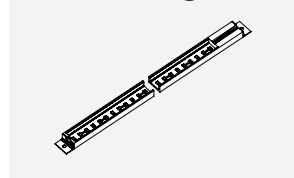
KCP-H • Paper Organizer, Legal & Letter Format



PRODUCT CODE	PRICE	SIZE (INCHES)			WEIGHT LBS	VOL FT3
		H	W	D		
KCPH161226	870	27	16	12	20	3
KCPH161223	737	23	16	12	18	3
KCPH161219	557	20	16	12	15	2
KCPH131226	706	27	13	12	16	2
KCPH131223	599	23	13	12	15	2
KCPH131219	452	20	13	12	12	2

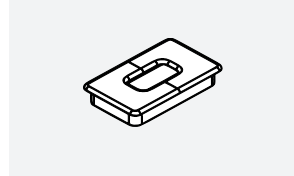
• Please specify the Metal Colour: Black (E), Tungsten (K) or Designer White (DWT)

LED • LED Light



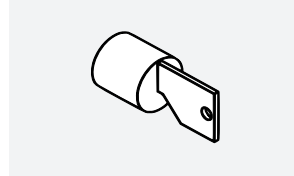
PRODUCT CODE	PRICE	SIZE (INCHES)			WEIGHT LBS	VOL FT3
		H	W	D		
LED48	670	1	48	1	1	1
LED36	544	1	36	1	1	1
LED24	410	1	24	1	1	1

GM5 • Rectangular Grommet - Metal



PRODUCT CODE	PRICE	SIZE (INCHES)			WEIGHT LBS	VOL FT3
		H	W	D		
GM5E (Black)	91		3.5	2		
GM5K (Tungsten)	91		3.5	2		

LO • Lock Assembly



PRODUCT CODE	PRICE	SIZE (INCHES)			WEIGHT LBS	VOL FT3
		H	W	D		
LO (Black)	118		3.5	2		
LO/C (Tungsten)	118		3.5	2		