

Dufferin Price List

Effective January 2025 Canada



globalfurnituregroup.com

D
DISTRIBUTION




General Information
























A

Where to Order / How to Order	A.8
Dufferin Series Details	A.9
Color Specification	A.10
Edge Details	A.12
Grommet Specification	A.13
Locks	A.18
Tackboards / Lighting	A.19
General Installation	A.20
Maintenance / Limited Lifetime Warranty	A.21
Finish and Finish Options	A.23
Edge, Handle and Fabric Options	A.24
Key Alike Form Configurations	A.26

Desks






B

 DMD-ED • Double Pedestal Bow Top Desk with FF on Left & BBF on Right B.1	 DMD-DE • Double Pedestal Bow Top Desk with BBF on Left & FF on Right B.1
 DD-ED • Double Pedestal Desk with FF on Left & BBF on Right B.2	 DD-DE • Double Pedestal Desk with BBF on Left & FF on Right B.2
 DMiD-ED • Double Pedestal Bow Top Desk, Breakfront Style with FF on Left & BBF on Right B.2	 DMiD-DE • Double Pedestal Bow Top Desk, Breakfront Style with BBF on Left & FF on Right B.2
 DiD-ED • Double Pedestal Desk, Breakfront Style with FF on Left & BBF on Right B.2	 DiD-DE • Double Pedestal Desk, Breakfront Style with BBF on Left & FF on Right B.3
 DMSR-D • Single Pedestal Bow Top Desk with BBF on Right B.3	 DMSL-D • Single Pedestal Bow Top Desk with BBF on Left B.3
 DSR-D • Single Pedestal Desk with BBF on Right B.3	

 DSL-D • Single Pedestal Desk with BBF on Left B.3	 DMiSR-D • Single Pedestal Bow Top Desk, Breakfront Style with BBF on Right B.4	 DMiSL-D • Single Pedestal Bow Top Desk, Breakfront Style with BBF on Left B.4	 DiSR-D • Single Pedestal Desk, Breakfront Style with BBF on Right B.4	 DiSL-D • Single Pedestal Desk, Breakfront Style with BBF on Left B.4	 DMIT • Desk Shell with Bow Top, Breakfront Style B.4	 DMT • Desk Shell with Bow Top & Recessed Modesty Panel B.5	 DT • Desk Shell with Recessed Modesty Panel B.5	 DDD • Connecting "D" Shaped Table Desk B.5	 DDDBE • Connecting Bow End Table Desk B.5	 DDDBS • Connecting Boat Shaped Table Desk B.5	 DTPR • Connecting "P" Shaped Table Desk B.6	 DTPL • Connecting "P" Shaped Table Desk B.6	 DERR-24D • Executive Return Right with BBF Pedestal on Right C.2	 DERL-24D • Executive Return Left with BBF Pedestal on Left C.2	 DERR-24 • Executive Return Right C.2	 DERL-24 • Executive Return Left C.2	 DERR-22E • Executive Return Right with FF Pedestal on Right C.3	 DERL-22E • Executive Return Left with FF Pedestal on Left C.3	 DERR-22D • Executive Return Right with BBF Pedestal on Right C.2	 DERL-22D • Executive Return Left with BBF Pedestal on Left C.3	 DERR-22 • Executive Return Right C.3	 DERL-22 • Executive Return Left C.4
--	---	--	--	---	---	---	--	---	--	--	--	--	--	--	--	---	---	---	--	--	--	---



Piano Desks

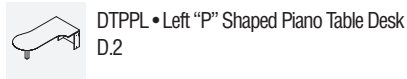
D

 DTDPR • Right "D" Shaped Piano Table Desk D.1	 DTDPL • Left "D" Shaped Piano Table Desk D.1	 DTBPR • Right Boat Shaped Piano Table Desk D.2	 DTBPL • Left Boat Shaped Piano Table Desk D.2	 DTPPR • Right "P" Shaped Piano Table Desk D.2
---	--	--	---	---

Returns

C

 DERR-24E • Executive Return Right with FF Pedestal on Right C.1	 DERL-24E • Executive Return Left with FF Pedestal on Left C.2
--	--



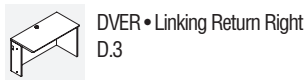
DTPPL • Left "P" Shaped Piano Table Desk
D.2



DBTHPR • Right Delta Shaped Piano Table
D.2



DBTHPL • Left Delta Shaped Piano Table
D.2



DVER • Linking Return Right
D.3

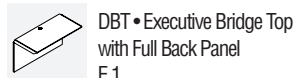


DVEL • Linking Return Left
D.3

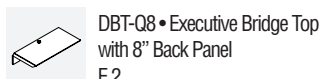


DBTN • Bridge for Extended Piano Corner Units
or Piano Shaped Desks
D.3

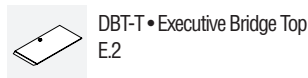
Bridges E



DBT • Executive Bridge Top
with Full Back Panel
E.1



DBT-Q8 • Executive Bridge Top
with 8" Back Panel
E.2



DBT-T • Executive Bridge Top
E.2

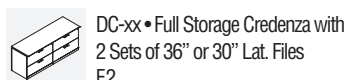
Credenzas F



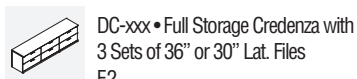
DC-XX • Full Storage Credenza with Storage
Cabinet on Left & Lat. File on Right
F.1



DC-XX • Full Storage Credenza with
Lat. File on Left & Storage Cabinet on Right
F.1



DC-xx • Full Storage Credenza with
2 Sets of 36" or 30" Lat. Files
F.2



DC-xxx • Full Storage Credenza with
3 Sets of 36" or 30" Lat. Files
F.2



DC-xx • Full Storage Credenza with
2 Sets of Storage Cabinets
F.2



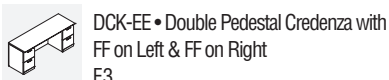
DC-xxx • Full Storage Credenza with
3 Sets of Storage Cabinets
F.2



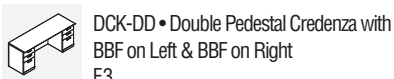
DC-xxx • Full Storage Credenza with
Lat. File, Storage Cabinet & Lat. File
F.2



DCD-D • Full Storage Credenza with
BBF, Storage Cabinet & BBF
F.2



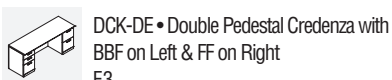
DCK-EE • Double Pedestal Credenza with
FF on Left & FF on Right
F.3



DCK-DD • Double Pedestal Credenza with
BBF on Left & BBF on Right
F.3



DCK-ED • Double Pedestal Credenza with
FF on Left & BBF on Right
F.3



DCK-DE • Double Pedestal Credenza with
BBF on Left & FF on Right
F.3



DCR-E • Single Pedestal Credenza with
FF on Right
F.4



DCL-E • Single Pedestal Credenza with
FF on Left
F.4



DCR-D • Single Pedestal Credenza with
BBF on Right
F.4



DCL-D • Single Pedestal Credenza with
BBF on Left
F.4



DCR-F • Single Pedestal Credenza with
36" Lat. File on Right
F.5



DCL-F • Single Pedestal Credenza with
36" Lat. File on Left
F.5



DCR-Z • Single Pedestal Credenza with
Combination Storage on Right
F.5



DCL-Z • Single Pedestal Credenza with
Combination Storage on Left
F.5



DC • Credenza Shell with Full Back Panel &
Middle Support
F.6



DC • Credenza Shell with Full Back Panel
F.6

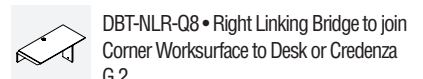
Corners & Components G



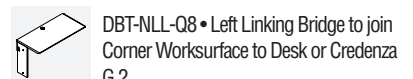
DBT-NLR • Right Linking Bridge to join
Corner Worksurface to Desk or Credenza
G.1



DBT-NLL • Left Linking Bridge to join
Corner Worksurface to Desk or Credenza
G.2



DBT-NLR-Q8 • Right Linking Bridge to join
Corner Worksurface to Desk or Credenza
G.2



DBT-NLL-Q8 • Left Linking Bridge to join
Corner Worksurface to Desk or Credenza
G.2



DE • Corner Table to be used with Linking
Returns & Linking Bridges
G.2



DEK • Corner Table to be used with Linking
Returns & Linking Bridges
G.3



DEKS • Corner Table to be used with Linking
Returns & Linking Bridges
G.3



DEKR • Right Extended Corner Table with
24" Return Connection
G.3



DEKL • Left Extended Corner Table with
24" Return Connection
G.3




DEKR • Right Extended Corner Table with
22" Return Connection
G.3



DEKL • Left Extended Corner Table with
22" Return Connection
G.4



DVR • Right Linking Return to be used with
Corner Unit
G.4



DVL • Left Linking Return to be used with
Corner Unit
G.5



DV • Center Surface with Recessed End Panels
G.5

Modular Storage



DW-F/N • Modular Lateral File
H.1



DWZR • Modular Combination Storage with
1 Lat. File, 2 Boxes Top Left & 1 File Top Right
H.1



DWZL • Modular Combination Storage with
1 Lat. File, 1 File Top Left & 2 Boxes Top Right
H.1



DWOB • Modular Open Storage with
Adj. Shelf
H.2



DW-G/M • Modular Storage Cabinet with
Doors & Adj. Shelf
H.2



DW-D • Modular BBF Pedestal
H.2



DW-E • Modular FF Pedestal
H.2



DW-Q • Modular Open Storage with
Adj. Shelf
H.2



DWi -R • Modular Storage Cabinet with
Door & Adj. Shelf
H.2



DWi -L • Modular Storage Cabinet with
Door & Adj. Shelf
H.2



DB • Modular Open Bookcase, 15" Deep
H.3



D1 • Storage Cabinet with
Doors & Adj. Shelves
H.3



D1-R • Right Storage Cabinet with
Door & Adj. Shelves
H.3



D1-L • Left Storage Cabinet with
Door & Adj. Shelves
H.3



D2 • Wardrobe Cabinet with
Doors, Coat Rack & Hat Shelf
H.4



D2-R • Right Wardrobe Cabinet with Door,
Coat Rack & Hat Shelf
H.4



D2-L • Left Wardrobe Cabinet with Door,
Coat Rack & Hat Shelf
H.4



D7 • Open Bookcase with
1 Fixed Shelf & 2 Adj. Shelves
H.5



D12 • Open Storage Cabinet with
Adj. Shelf above 2 Lat. File Drawers
H.5



D13 • Storage Cabinet with Doors &
Adj. Shelf above 2 Lat. File Drawers
H.5



D15-R • Storage Cabinet with Doors &
Adj. Shelf above Right Combination Storage
H.5



D15-L • Storage Cabinet with Doors &
Adj. Shelf above Left Combination Storage
H.6



D17-R • Right Storage Cabinet with Door,
Adj. Shelf above FF Drawers
H.6



D17-L • Left Storage Cabinet with Door
Adj. Shelf above FF Drawers
H.6



D18-R • Right Storage Cabinet with Door,
Adj. Shelf above BBF Drawers
H.6



D18-L • Left Storage Cabinet with Door,
Adj. Shelf above BBF Drawers
H.6



D23 • Closed Storage Cabinet with Upper and
Lower Split Doors & Adj. Shelves
H.6



D25 • Cabinet with Doors, Storage with
Adj. Shelves on Right & Wardrobe on Left
H.7



D-17T • 17" Tops for Bookcases
H.7



D-19T • 19" Tops for Modular Storage
H.7



D-20T • Tops for Wood Front Metal Lateral Files
H.7



D-22T • 22" Tops for Modular Storage
H.8



D-24T • 24" Tops for Modular Storage
H.9

Hutches & Wall Mount



D-CL36 • Open Shelf Hutch
I.1



D-CL19 • Pigeon Hole Hutch
I.2



D-SH36 • 36" High Storage Hutch with Wood
Doors
I.2



D-SH36G • 36" High Storage Hutch with
Glass Doors
I.2



D-SH36GDG • 36" High Storage Hutch with
Glass & Wood Doors
I.2



D-SH36DGD • 36" High Storage Hutch with
Glass & Wood Doors
I.2



D-SH42 • 42" High Storage Hutch with
Wood Doors
I.3



D-SH42G • 42" High Storage Hutch with
Glass Doors
I.3



D-SH42GDG • 42" High Storage Hutch with
Glass & Wood Doors
I.3



D-SH42DGD • 42" High Storage Hutch with
Glass & Wood Doors
I.3



D-SHP42 • 42" High Storage Hutch with
Pigeon-Holes & Wood Doors
I.3




D-SHP42G • 42" High Storage Hutch with
Pigeon-Holes & Glass Doors
I.4



D-SHP42GDG • 42" High Storage Hutch with
Pigeon-Holes, Glass & Wood Doors
I.4


 D-SHP42DGD • 42" High Storage Hutch with Pigeon-Holes, Glass & Wood Doors I.4

 D-2SH54 • 54" High Storage Hutch with Wood Doors I.4

 D-2SH54G • 54" High Storage Hutch with Glass Doors I.4

 D-2SH54GDG • 54" High Storage Hutch with Glass & Wood Doors I.5

 D-2SH54DGD • 54" High Storage Hutch with Glass & Wood Doors I.5

 D-2SHP54 • 54" High Storage Hutch with Pigeon-Holes & Wood Doors I.5

 D-2SHP54G • 54" High Storage Hutch with Pigeon-Hole & Glass Doors I.5

 D-2SHP54GDG • 54" High Storage Hutch with Pigeon-Holes & Glass & Wood Doors I.5

 D-2SHP54DGD • 54" High Storage Hutch with Pigeon-Holes, Glass & Wood Doors I.5

 DSF • Wall Mount Storage with Wood Doors I.6

 DSF-G • Wall Mount Storage with Glass Doors I.6


 DSFP • Wall Mount Storage with Pigeon-Holes & Wood Doors I.6

 DSFP-G • Wall Mount Storage with Pigeon-Holes & Glass Doors I.6


 DSFF • Wall Mount Storage with Wood Flipper Doors I.6

 DSFFP • Wall Mount Storage with Pigeon-Holes & Wood Flipper Doors I.7

 DSFO • Open Wall Mount Storage I.7

 DSFOP • Open Wall Mount Storage with Pigeon-Holes I.7

Freestanding Storage J

 DWDB/WWDB • Freestanding BBF Pedestal J.1

 DWDMM/DDMM • Freestanding Mobile BBF Pedestal J.1

 DWEM • Freestanding Mobile FF Pedestal J.2

 DF/N • Freestanding Lateral File J.2

 DF-3/N-3 • Freestanding Lateral File with 3 Drawers J.2

 DF-4/N-4 • Freestanding Lateral File with 4 Drawers J.2

 DZR • Right Combination Storage with 1 Lat. File, 2 Boxes Top Left & 1 File Top Right J.2

 DZL • Left Combination Storage with 1 Lat. File, 1 File Top Left & 2 Boxes Top Right J.2

 DBD • Freestanding Storage Cabinet with Doors and Adj. Shelf J.3

 DOB • Freestanding Open Storage Cabinet with Adj. Shelf J.3

 DBx-3x15 • Open Bookcase with Adj. Shelves J.3

 DMAG • Magazine Shelf for use with Open Bookcase J.3

 DBxS-1515 Square Open Bookcase with Adj. Shelves J.3


 DBxR-1515 • Quarter Round Open Bookcase with Adj. Shelves J.4

 DB7R • Quarter Round Open Bookcase with Adj. Shelves J.4

 D1 • Storage Cabinet with Doors & Adj. Shelves J.4

 D2 • Wardrobe Cabinet with Doors, Coat Rack & Hat Shelf J.5

 D6 • Storage Cupboard above Lat. File Cabinet with 4 Drawers J.5

 D7 • Open Bookcase with Adj. Shelves J.5

 D12 • Open Cabinet with Adj. Shelves above 2 Lat. File Drawers J.6

 D13 • Storage Cabinet with Doors & Adj. Shelves above 2 Lat. File Drawers J.6

 D14 • Storage Cabinet with Doors & Adj. Shelves above 3 Lat. File Drawers J.6

 D15-R • Storage Cabinet with Doors & Adj. Shelves above Right Combination Storage J.7

 D15-L • Storage Cabinet with Doors & Adj. Shelves above Left Combination Storage J.7

 D17-R • Right Storage Cabinet with Door, Adj. Shelves above FF Drawers J.7

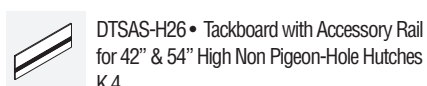
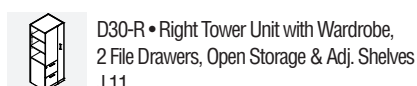

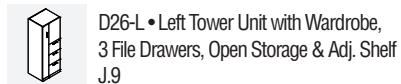
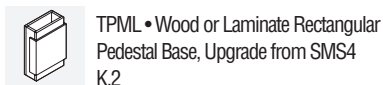
 D17-L • Left Storage Cabinet with Door, Adj. Shelves above FF Drawers J.7

 D18-R • Right Storage Cabinet with Door, Adj. Shelves above BBF Drawers J.8

 D18-L • Left Storage Cabinet with Door, Adj. Shelves above BBF Drawers J.8



 D22 • Open Storage with 2 Adj. Shelves above Storage Cabinet J.8

 D25 • Cabinet with Doors, Storage with Adj. Shelves on Right & Wardrobe on Left J.9



Accessories

K



WHERE TO ORDER / HOW TO USE THIS GUIDE

AREA	PHONE	FAX
Ontario (Except Ottawa)	905-470-0010	905-470-6262
Calgary, AB (Global Alberta - Calgary)	403-250-7770	403-250-7773
Edmonton, AB (Global Alberta - Edmonton)	780-444-8922	780-443-3913
Halifax, NS (Halifax)	902-422-7434	902-423-9924
Quebec, QC (Quebec)	418-653-6111	418-653-6151
Montreal, QC (Montreal)	514-866-4331	514-866-8567
Ottawa, ON (Ottawa)	613-234-2881	613-234-5350
Burnaby, BC (Global West)	604-432-1701	604-432-7475
Winnipeg, MB (Winnipeg - Saskatchewan)	204-925-3350	204-925-3356

Price and Product Guide Section: Features the actual product pricing and specification instructions. This section is divided into Desks, Returns, Bridges, Credenzas, Corners and Components, Modular Storage, Hutches, Wall Mounted Storage and Freestanding Storage.

General Information: Includes subdivision sections of casegoods construction, varnish specification, veneers and wood solids, finishing process, general installation and hardware, maintenance, terms and conditions of sale, warranty and where to order.

ISO 9001:2015 Registered: The Descor Factory is ISO 9001:2015 registered for manufacturing procedures and practices of quality and quality control processes.

ISO 14001:2015 Registered: The Descor Factory is ISO 14001:2015 registered for environmental procedures and practices.

ANSI/BIFMA Certified: Descor casegoods have passed ANSI/BIFMA standards for product construction and durability.

FSC®: Forest Stewardship Council®. Option available on all wood veneer products by special request.

BIFMA e3: Furniture sustainability level 3

Greenguard: All Descor Products are Greenguard certified

Price List Effective : January 2025

HOW TO ORDER A PRODUCT

Creating a correct and complete product number ensures clean orders and accurate information for the factory. Clean orders expedite order entry and factory order scheduling, thereby, saving days, sometimes weeks off potentially extended lead-times.

From product to product, there are different options available that affect the length, options and sequence of the order-string.

To view current wood, plastic laminate finish and fabric samples, please visit www.globalcontract.com.

To order actual wood, plastic laminate finish and fabric samples and cards, place request with the Global Marketing Department via fax at 416-667-0338 or via e-mail at literaturecdn@globalfurnituregroup.com.

Wood finish and laminate samples are individual chips and can be obtained through the above by request.

EXAMPLE - HOW TO SPECIFY

CODES: The price list uses a numbering system with meaningful alphanumeric characters to create a simple-to-understand product number. This makes specifying the product easy and accurate.

SPECIFICATION EXAMPLE OF A DESK UNIT

PRODUCT CODE:

DMID7242EDG

D = Dufferin Series

MID = Double Pedestal Desk, Breakfront Style with Bow Top

7242 = Size: Width x Depth

ED = Pedestal Configuration: FF on Left & BBF on Right

G = Aluminum Framed Glass Modesty option on Breakfront Style

CHOOSE FINISH OPTION (Page A.23):

Standard Finish:

Choose Laminate Finish & Veneer Finish

All Wood Finish:

Choose Veneer Finish

All Laminate Finish:

Choose Laminate Finish

HANDLE OPTION (Page A.24):

Choose a handle

Optional Grommet Locations (Page A.13):

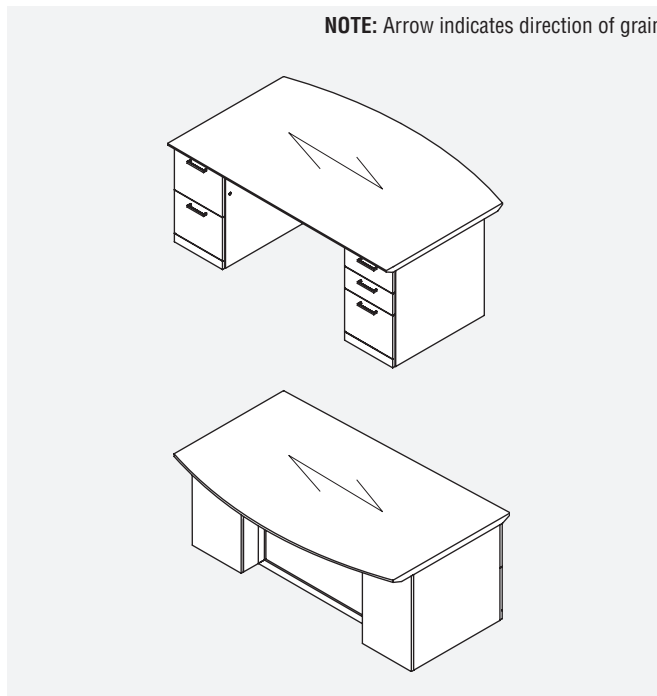
TL - Top Left

TR - Top Right

TEL - Top End Left

TER - Top End Right

NOTE: Arrow indicates direction of grain.



DUFFERIN SERIES DETAILS

Series Detailing:

Dufferin detailing is contemporary with a 2" overhang knife edge on user and guest sides, self-edge on ends and wall sides. User and guest side edges are 1/8" wide by 1/2" thick for an overall thickness of 1 3/16".

Dufferin is a "top over pedestal" detailed series. Top ends are flush with end-panels and storage.

Grommets: GM1 is the standard Dufferin grommet. Grommets are included standard with products where shown in the product line drawings. Otherwise, specify additional grommets where needed. See Grommet Specification details on Page A.13.

Locking: Locks are standard on all "below work surface level" drawer and door storage units with the exception of the pull-out tray units and single lateral file drawer combination tray/slot units. Combination storage unit comes with lock for file and lateral file drawer only, box drawers cannot lock. Lock colour will match the handle option. Locks are optional on all "above worksurface level" closed storage.

For Optional Grommets and Locks:

GM1E (Black) / GM1K (Tungsten) \$51

LO (Black) / LOC (Tungsten) \$118

CONSTRUCTION

Finish: Conversion varnish (similar to catalyzed lacquer, but tougher), 25° sheen. Descor does not buff or rub its finishes.

360° Finishing: All Descor casegood products are finished on the back sides (except modular under-surface storage - tops and backs are unfinished).

Veneers and Solids: Veneers and solids are Number One select, architectural grade "A" oak, walnut, cherry or maple. All Descor wood worksurface moulded edges are solid oak, walnut, cherry or maple.

Laminate: Low pressure laminate will be used on all chassis, fronts and doors. High pressure laminates will be used on all tops. Doors, fronts and user side of all tops (Dufferin edge) will be edgebanded with 1/8" PVC edge, all remaining parts/edges will have a standard 1/32" PVC edge.

Pedestals: Full-to-the-floor. Pedestals are fully assembled units that are either installed into desk and credenza shells, or available as modular units. Undersurface storage units include locks.

Series Handles: Handles must be specified.

Drawer Suspensions: Pedestal drawer suspensions are metal ball bearing type. Both box and file drawers are full extension.

Hanging file rails: Are pre-installed on file drawer perimeters. The back rail in a lateral file drawer is designed for both legal and letter size filing.

Drawer Construction: Drawer sides and bottoms are wrapped black vinyl. Veneered drawer interiors are available as an option (Contact Customer Service).

Drawer Fronts: The drawer front is an applied element to a four sided drawer. Drawer fronts are veneered on all surfaces. Drawer fronts can be removed or replaced in the field.

Leveling Glides: Levelers have a 1" range of adjustment.

VENEERS AND WOOD SOLIDS

Descor provides high quality veneers and solids to our customers.

We procure wood globally but mainly in North America and Europe with a progressive approach towards sustainability. We ensure our vendors are protecting and maintaining the natural forests of origin. Descor lays-up its own flat cut (cathedral pattern) in book matched set and patterns. Rift cut veneers are laid-up in a slip match method.

For additional information on veneer species, cuts and patterns please contact your customer service representative.

DESCOR CONVERSION VARNISH SPECIFICATIONS

Descor uses conversion varnish: It is among the most durable finishes used in the contract furniture industry (more durable than catalyzed lacquer).

Conversion varnish is a synthetic, catalyzed cured (chemically active) finish, containing UV inhibitors to slow the oxidizing (color changing) effects of ultra-violet rays on wood.

Descor produces low 25° sheen. Low sheens are the most practical for commercial use as it doesn't show most scratches and are more easily touched-up than higher sheens.

Cures with heat, developed two ways:

- Chemically (catalyst reaction within the varnish itself)
- Line oven (approximately 140° F) accelerates finish curing and increases molecular density for a harder finish

Conversion varnish has a component called "solids", produced by a combination of resins when the solvent evaporates. These solids float to the varnish surface, which is where they cure. These solids are the durable aspect of the finish.

Descor uses an "off-the-gun" technique with conversion varnish. This means the "solids" (the durable aspect of the finish) remain intact on the surface of the finish.

Descor's standard finish on oak and walnut is open pore, on cherry and maple is semi-closed pore. If a full fill finish is required for walnut, cherry and maple tops, add the suffix "2" to the finish code and add 5% to the base pricing for each product.

Custom finish is available at an upcharge (See Finishes and Options).

COLOR SPECIFICATION

Standard Dufferin Products are finished in laminate with veneer finish accents but they are also available as an all wood finish or an all laminate finish.

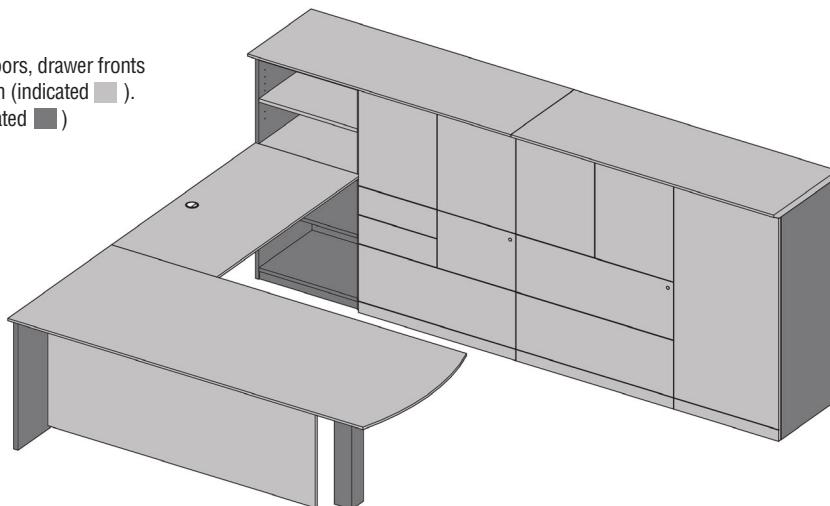
Note:

- To choose All Wood Finish, add suffix "W" to the end of the product code.
- To choose All Laminate Option 1, add suffix "P1" to the end of the product code.
- To choose All Laminate Option 2, add suffix "P2" to the end of the product code.
- To choose All Laminate Option 3, add suffix "P3" to the end of the product code.

Dufferin Standard Finish

Finish Specification

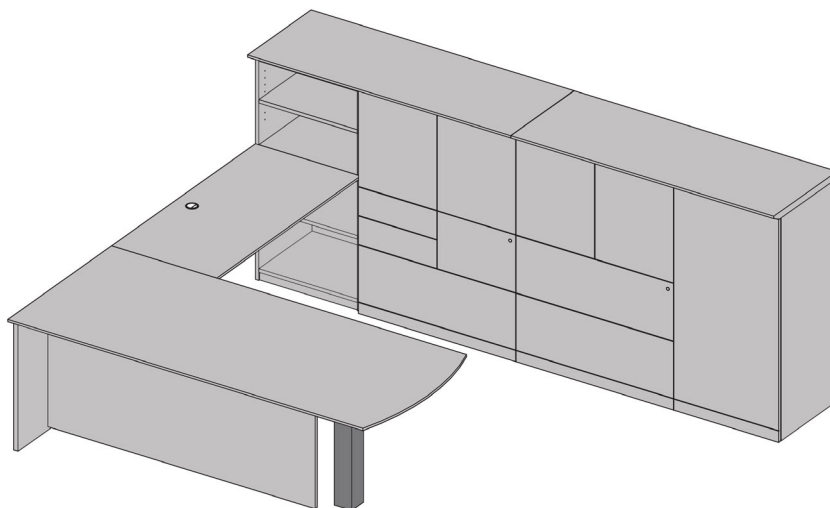
Profiled tops, panels on breakfront style units, doors, drawer fronts and all exposed shelves belong to the wood finish (indicated). The chassis belongs to the laminate finish (indicated)



Dufferin Wood (W)

Finish Specification

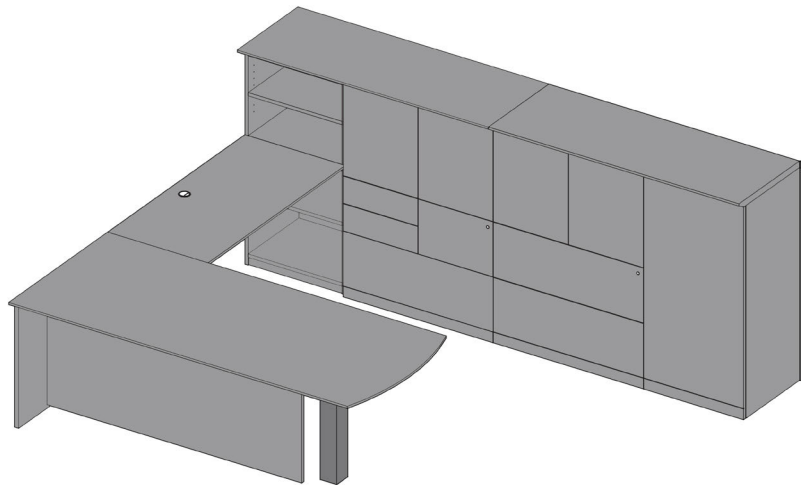
The wood only (indicated)
The unit will be monotone.



Dufferin All Laminate Option P1

Finish Specification

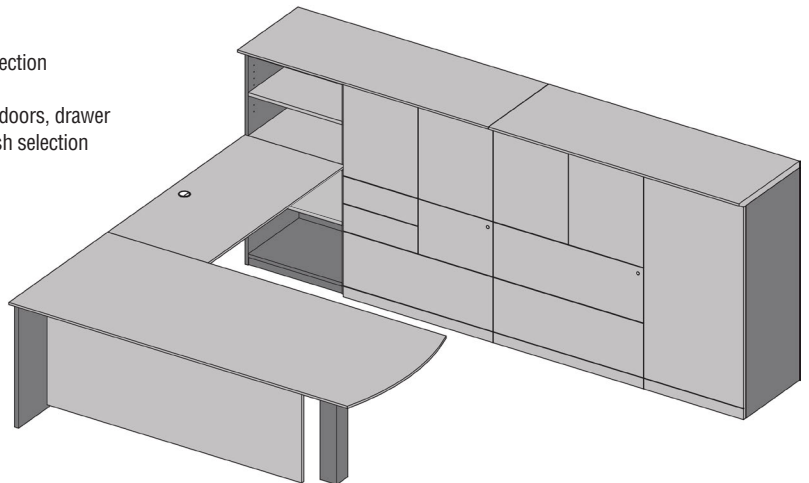
The laminate only (indicated ■)
The unit will be monotone.



Dufferin All Laminate Option P2

Finish Specification

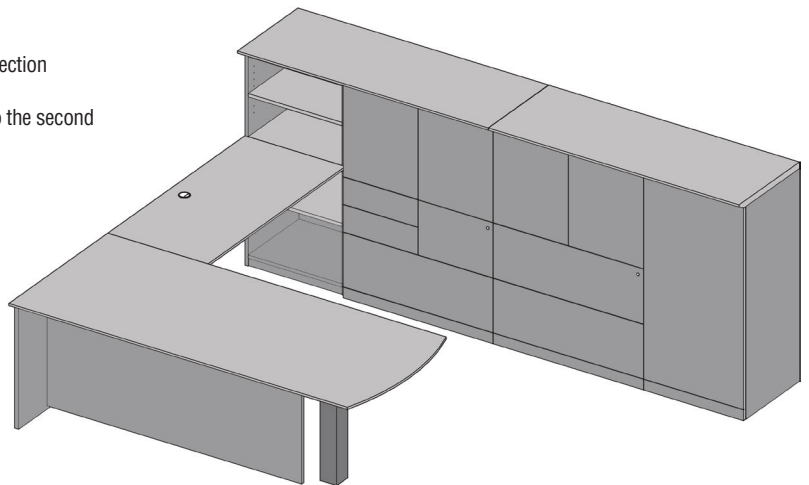
First Selection: The chassis belongs to the first laminate finish selection (indicated ■).
Second Selection: Profiled tops, panels on breakfront style units, doors, drawer fronts and all exposed shelves belong to the second laminate finish selection (indicated ■).



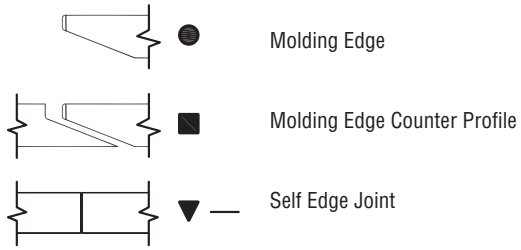
Dufferin All Laminate Option P3

Finish Specification

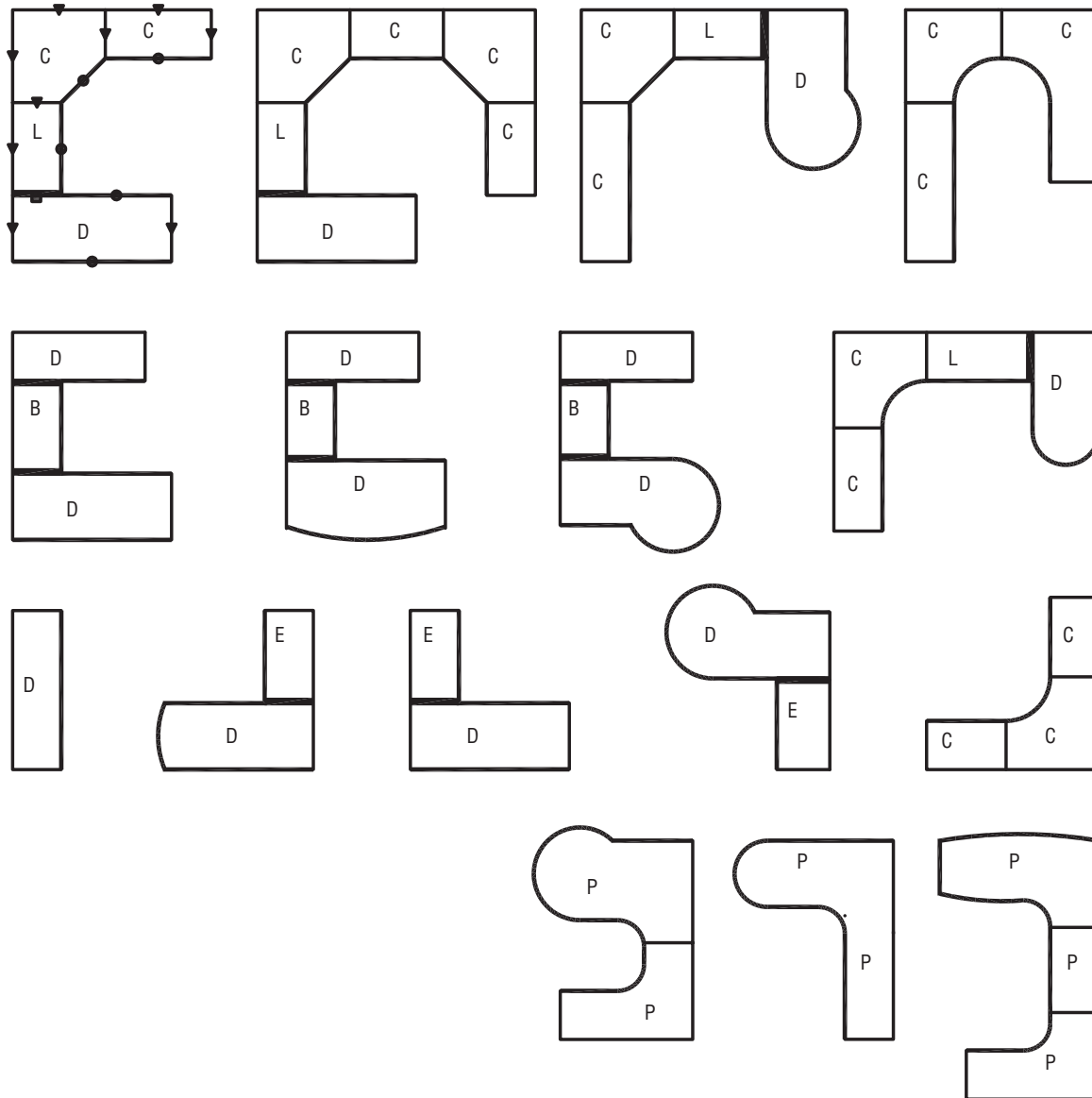
First Selection: The chassis belongs to the first laminate finish selection (indicated ■).
Second Selection: Profiled tops and all exposed shelves belong to the second laminate finish selection (indicated ■).



DUFFERIN EDGE DETAILS



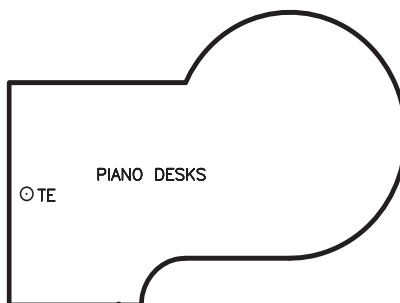
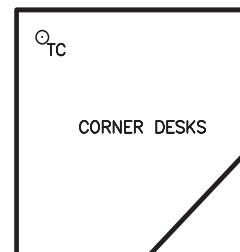
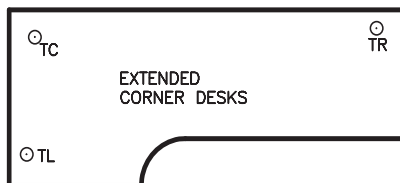
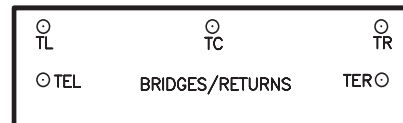
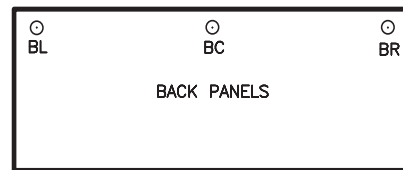
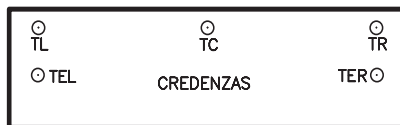
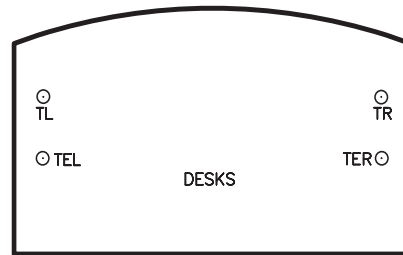
D - Desks and Credenzas
 B - Executive Bridges
 E - Executive Returns
 C - Corner Components
 L - Linking Bridges
 P - Piano Desks



Note: Refer to Price List Pages for appropriate coding and pricing. Custom configurations are available by requesting a quote.

GROMMET SPECIFICATION

Includes standard and optional Grommet Locations



Note:

- For pricing on optional Grommets refer to Page K.8. Custom configurations are available by requesting a quote.
- For TEL & TER location please contact Customer Service.

DUFFERIN DESKS AND CREDENZAS

Can be ordered as a shell or with pedestals.

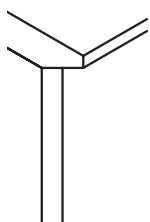
Hand of Rectangular Desk is determined by location of pedestal from user side.

Hand of "D" Top is determined by outward orientation of curved end from user projection.

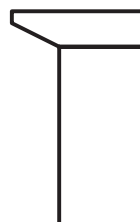
Hand of "P" Top is determined by outward orientation of conference end from user projection.

Standard metal column support on "D" and "P" Tops is a SMS4.

Isometric View



Side View -
1 3/8" Top

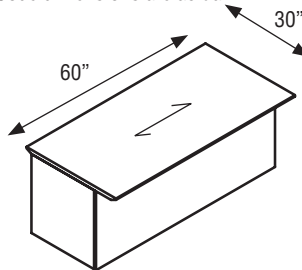


Front View -
1 3/16" Slab



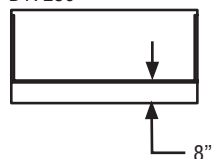
DT6030

Code dimensions are actual

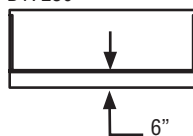


MODESTY PANEL CLEARANCE

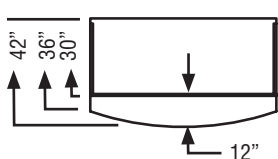
DT7236



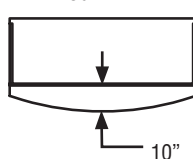
DT7230



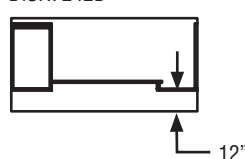
DMT7242



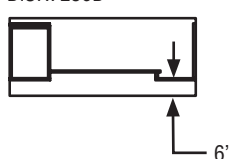
DMT7236



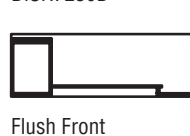
DiSR7242D




DiSR7236D




DiSR7230D




DDDCL7236



DDDCL7230



DT7236



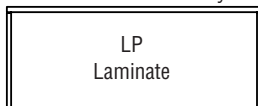
DTPL7242



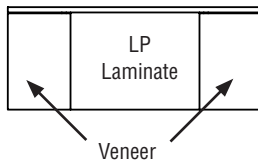
Left Shown

MODESTY PANEL OPTIONS

Standard Full Modesty

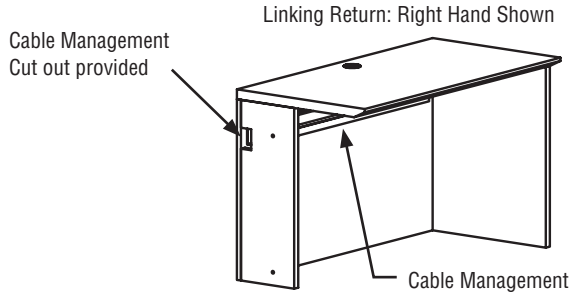


Breakfront

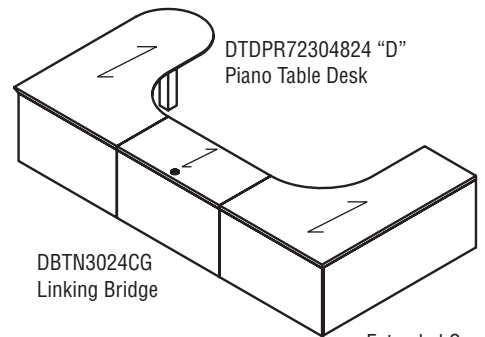
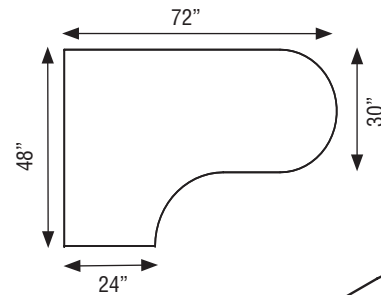
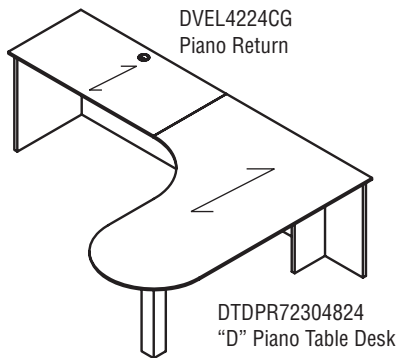
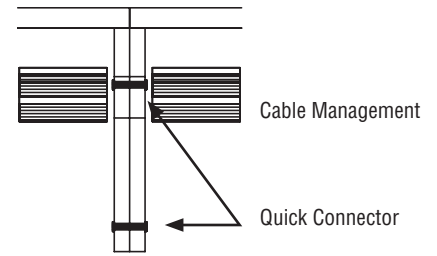


DUFFERIN PIANO DESKS AND LINKING RETURNS

- All Desks are shipped assembled.
- Units include standard Grommets shown and installed horizontal wire management.
- Unit is handed by Post Leg.
- Not for use with regular Corner Units.
- Standard metal column support on "D" and "P" Tops is SMS4.



Supporting Slab Joining Structure



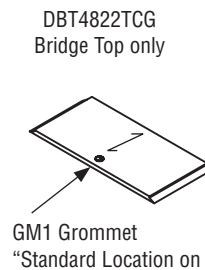
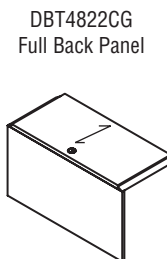
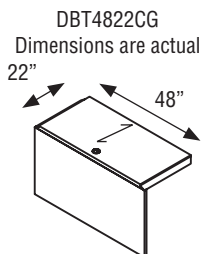
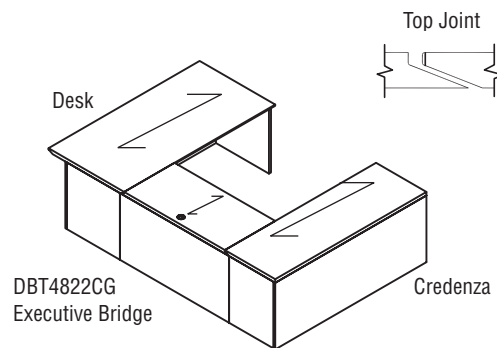
Extended Corner Table

To remove Cross Grain veneer pattern on Top, delete suffix "CG" from the Product Number Code. (Available at no upcharge)

DUFFERIN EXECUTIVE BRIDGES

Executive Bridge is used to connect a Desk to a Credenza. Not to be used with Corner Components or Piano Desks. Three Back Panel options. Back panel flush with end panels of Desk and Credenza. Includes GM1 Grommet Top Center.

To remove Cross Grain veneer pattern on Top, delete suffix "CG" from the Product Number Code. (Available at no upcharge)



DUFFERIN EXECUTIVE RETURNS

Executive Return is used to attach to a Single Pedestal Desk, Single Pedestal Credenza, Desk Shell or Credenza Shell.

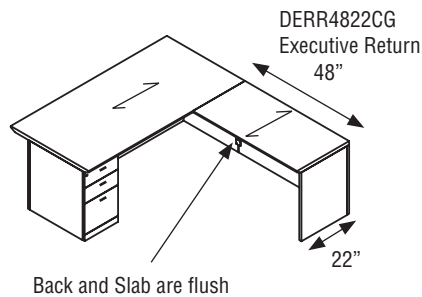
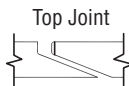
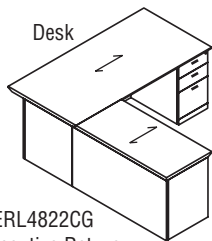
Can be specified as a Shell or with a Pedestal.

Back Panels are available as either full height or 8" from the underside of the worksurface.

Hand of Executive Return is determined by location of full end panel from user side.

Hand of Desk or Credenza is determined by location of pedestal from user side.

Executive Return attached to Desk or Credenza



To remove Cross Grain veneer pattern on Top, delete suffix "CG" from the Product Number Code. (Available at no upcharge)

DUFFERIN CORNER COMPONENTS

Corner Table is used to connect to Linking Bridge and Linking Credenza.

Cable management tray included.

Back Panels are available as either full height or 8" from the underside of the worksurface.

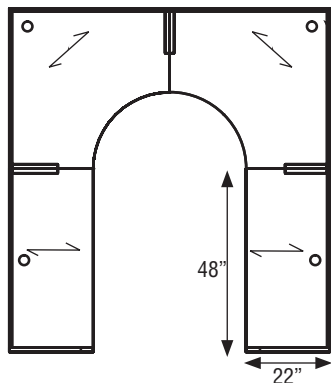
Hand of Linking Credenza is determined by location of full end panel from user side.

Hand of Extended Corner is determined by location of long narrow end from user side.

To remove Cross Grain veneer pattern on Top, delete suffix "CG" from the Product Number Code. (Available at no upcharge)

DEK424222 Corner Table

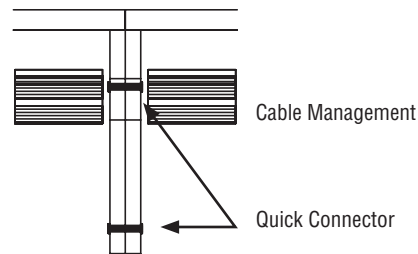
DEK424222 Corner Table



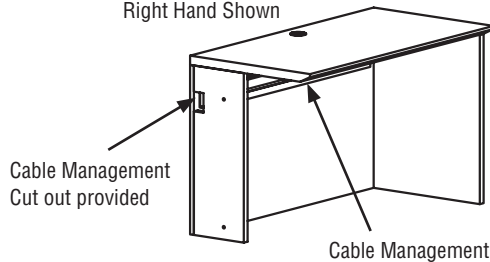
DVL4822CG Linking Return

DVL4822CG Linking Return

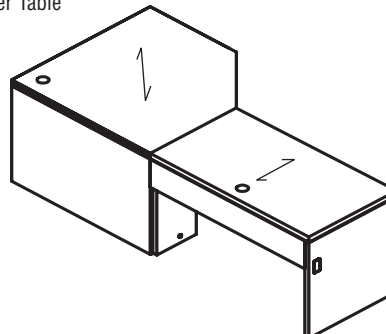
Supporting Slab Joining Structure



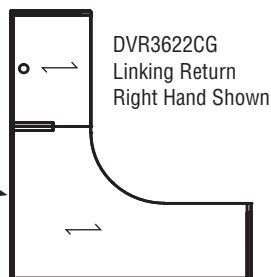
Linking Return Right Hand Shown



DE424222 Corner Table



Grommet must be specified if required. For Grommet Location see Page A.13



DEKL724822 Extended Corner Table

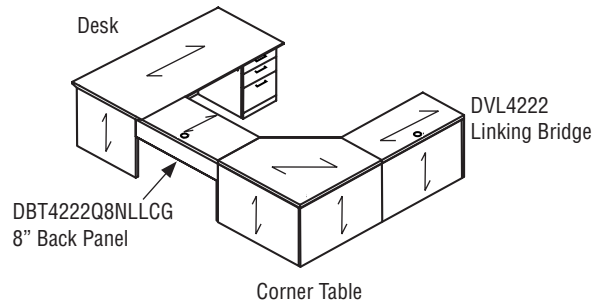
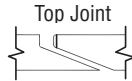
DUFFERIN LINKING BRIDGES

Linking Bridge is used to connect Corner Components to Single Pedestal Desk, Single Pedestal Credenza, Desk Shell or Credenza Shell. Back panels are available as either full height or 8" from the underside of the worksurface.

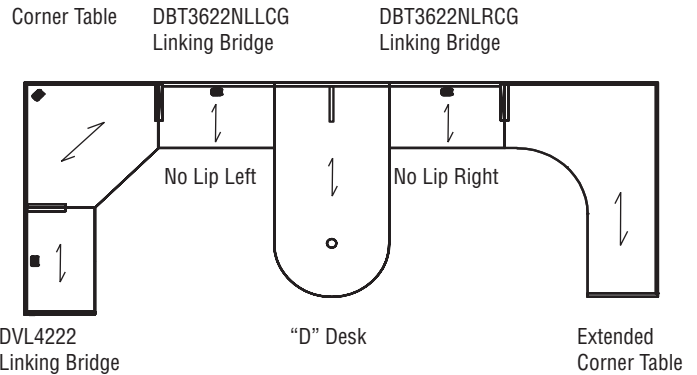
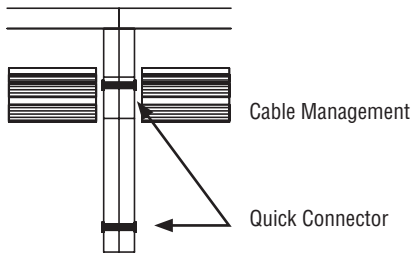
Includes GM1 Grommet Top Centre.

Hand of Linking Bridge is determined by location of half end panel from user side.

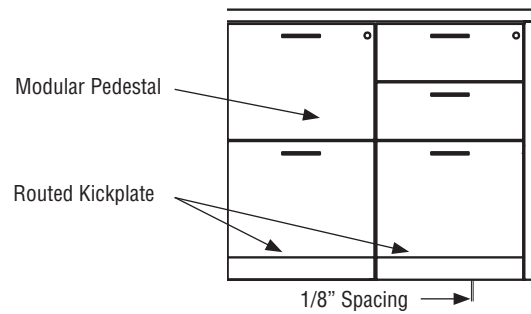
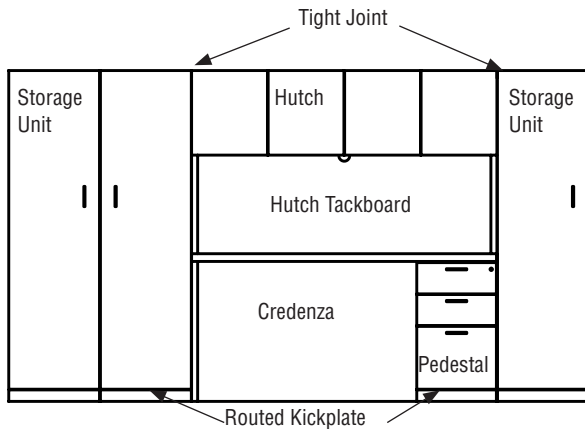
To remove Cross Grain veneer pattern on Top, delete suffix "CG" from the Product Number Code. (Available at no upcharge)



Supporting Slab Joining Structure



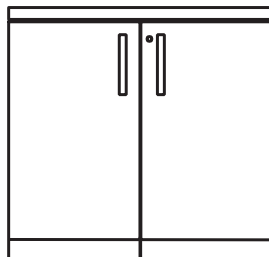
DUFFERIN SIDE BY SIDE COMPONENTS



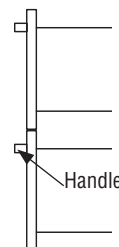
DUFFERIN MODULAR PEDESTALS AND HANDLES

Modular Pedestal for Dufferin.

Credenza Shell cannot be completely filled up with Modular Components to create a Full Storage Credenza.



Pedestal Handle



Handle

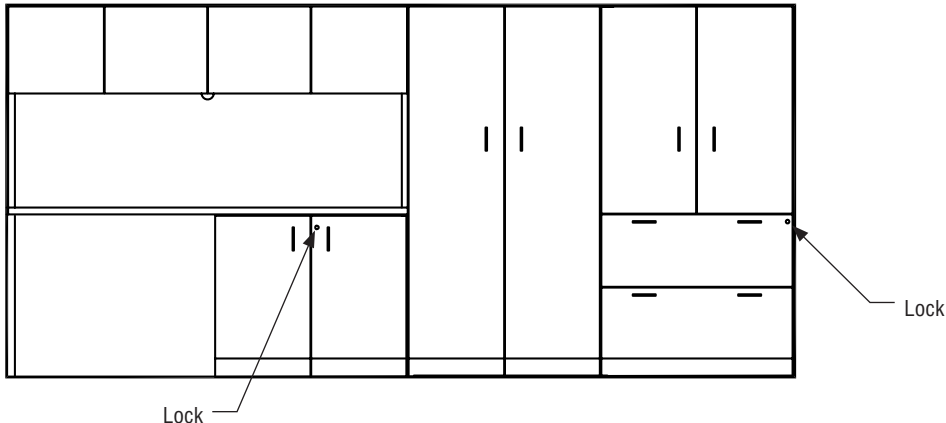
DUFFERIN LOCKS

Locking

Locks are Standard on all “below the work surface level” Drawer and Door Storage Units with the exception of the Pull-Out Tray Units and Single Lateral File Drawer Combination Tray/Slot Units

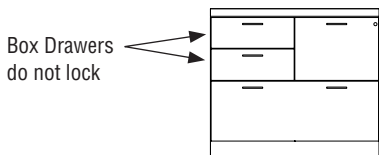
Locks are Optional on all “above the work surface level” Closed Storage Units. See Accessories Section Page K.8 for Lock Specification details.

Standard Lock Positions



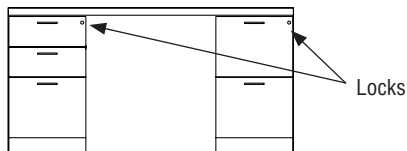
DZR3622

Combination Storage Unit:
Lock for File and Lateral File Drawer only,
Box Drawers do not lock.



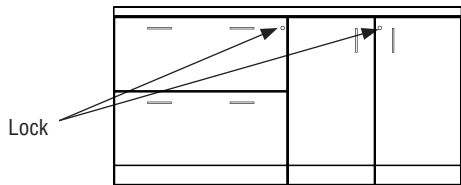
DD7236DE

Double Pedestal Desk/Credenza:
Lock for D and E Pedestals are on the inside Gable.



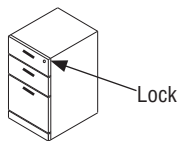
DCF7222

Full Storage Credenza: Locks are on the front.



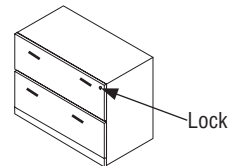
DWD

Modular Furniture:
Lock is on the front.

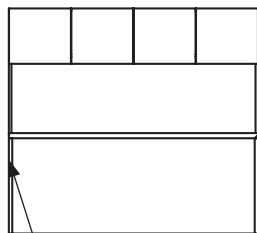


DWF

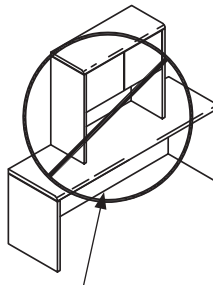
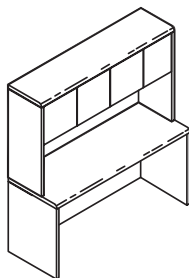
Modular Furniture:
Lock is on the front.



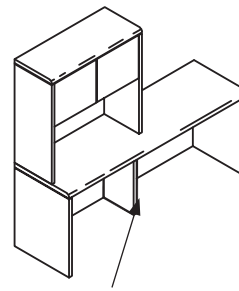
HUTCH POSITIONING



There must be an end panel under the hutch



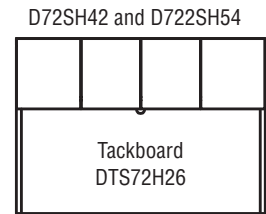
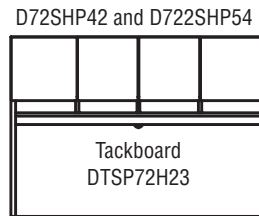
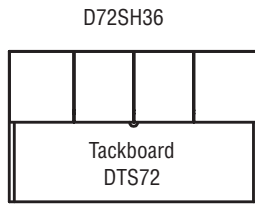
Missing Support NOT Recommended



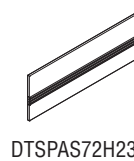
Add optional Support SLAB12 (as Special)

DUFFERIN TACKBOARDS

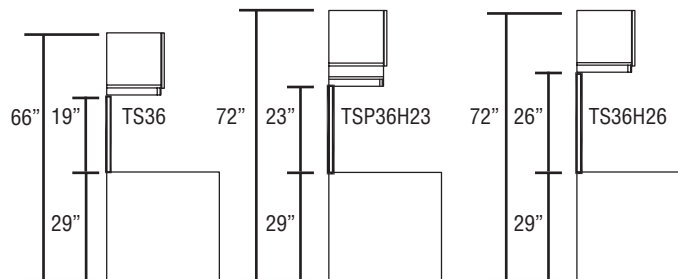
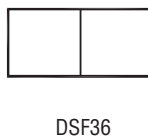
Tackboards for Storage Huches



Tackboards with Accessory Rail

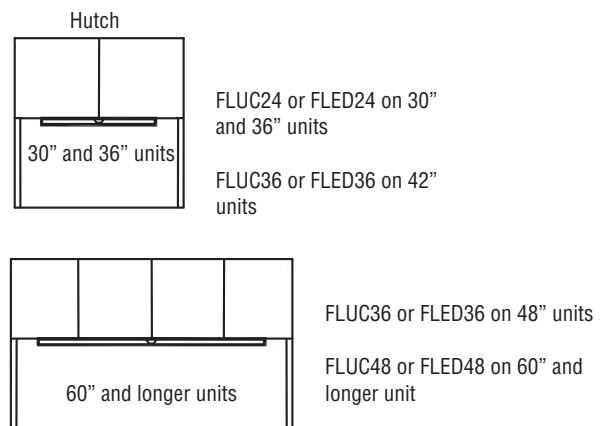
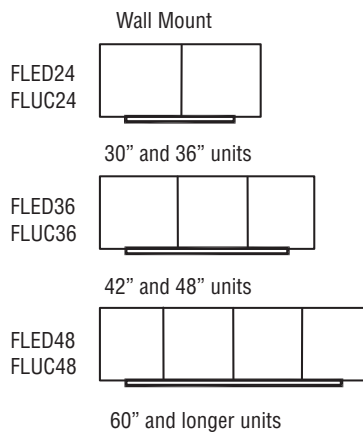


Tackboards for Wall Mount Overheads



DUFFERIN LIGHTING

Lighting for Hutches and Wall Mount Overheads.



GENERAL INSTALLATION AND HARDWARE

Uncartoning

Always uncarton wood office furniture with care. Never use a knife or sharp object of any kind to open cartons. Tear cartoning tape off by hand. Protective corner blocks, foam-wrap, and a bottom skid are included in the carton during shipping for protection.

Hardware: All necessary hardware for attaching furniture is included in the shipment. Actual wall-attachment fasteners for wall cabinets, Tackboards and Visual Boards are not included due to variable site conditions.

Hanging file rails: Pre-installed on file drawer perimeters and accommodates both legal and letter size filing.

Flat-plates: Are used to attach Bridges and Returns to Desks and are shipped pre-attached to the bottom of the Bridge or Return. Mini-flat-plates for securing Bridge Back Panels to Desk or Credenza End-Panels, and quick connectors for securing modular Corner Units to adjacent pieces, are shipped along with screws in a plastic bag attached to the bottom of the Bridge or Return.

Caution: Using screws other than those supplied by Descor could result in damage to finished tops. Descor will not honor claims due to installation of incorrect hardware.

Installation: Wall-mounted cabinets, Tackboards and Visual Boards are pre-attached with horizontal wall rails to the back of each unit. The wall-side components must be detached from the unit and fastened to the wall accordingly. Wall fasteners are not included due to the variable site conditions. Securing the wall rail to a vertical structural member is the required manner of installation. The Cabinet or Visual Board is then lowered on to the wall rail. It is important to level the wall rail before installation. Wall cabinets are equipped with levelers at the bottom of the back panels for proper cabinet alignment. Units with doors are equipped with adjustable European door hinges to assist in door alignment. It is required to use a #8 wood screw through the back of the cabinet and the wall-mounted rail, to further secure the wall attachment. Tackboards have vertical grooves in the back for tasklight wiring.

Hutches: Descor utilizes a non-marring method of Hutch attachment. They are installed with double faced tape applied to the bottom of the end panels. The tape is shipped in a plastic bag found in the Hutch. Removal of the Hutch requires moderate pressure to be applied on the top of the unit towards the wall for at least a minute for the pressure sensitive tape to release. At the dealer or installer's discretion, additional support may be added by installing flat-plates along the outside back of the attached units. These flat-plates are not included in the shipment.

Hutch tackboards: Factory installed.

Modular storage units: Have pre-drilled holes through the unfinished tops for securing to the bottom of the work surfaces. Screws and lock keys are included in a plastic bag fastened inside the pedestal. Installer should leave a 1/8" reveal between the Modular Storage Unit and the End panel. Disassemble the Modular Unit first before relocating the entire unit to avoid damage or bodily injuries.

5-sided corner tables: Join Bridge and Credenza run-offs, using the supplied quick-connectors. Recessed end-panels in these units are pre-drilled to accept quick-connectors for easy alignment. Accurate leveling is critical for these units to align and connect properly. Flat-plates are pre-attached to the work surface to secure to the desk unit.

Upon completing installation, wipe furniture with a damp cloth, followed by a dry soft cloth.

Leveling wood office furniture properly is the most important procedure to ensure proper functioning and alignment of drawers, locks and doors.

CARE AND MAINTENANCE GUIDE

Wood Casegoods Care: Descor furniture is constructed to strict specifications to ensure years of satisfied use. As with all wood products, certain care requirements and periodic maintenance are necessary in order to maintain the original new appearance and function.

Laminate Chassis: This sturdy and durable finished surface can be cleaned with a damp cloth. If the product is really dirty, a mild detergent solution may be used.

Finish Protection: All clear wood finishes are susceptible to scratches from rough and abrasive objects, such as staples, paper clips, ceramic coffee mugs, flower pots, picture frames, etc. Computer equipment with rubber feet can also cause discoloration and softening of the finish due to petroleum distillates in the rubber.

Glass tops are the ultimate protection against scratch mishaps.

The most practical protection is the use of desk-pads or blotters, paper management bins, coasters, common sense caution with rough items, and adding pressure sensitive felt to the feet or bottoms of any potentially destructive item on the Desk.

Wood Finish Care: Wax or polish should never be used on the catalyzed finish; they will give a greasy, cloudy or uneven appearance to the product. Descor's conversion varnish finish is best cleaned by wiping the surfaces with a damp cloth, followed by a soft dry cloth in the direction of the grain. If the surfaces are very dirty, use of a glass cleaning type of product is recommended.

Laminate Finish Care: The work surfaces are manufactured using primarily Nevamar® Brand laminates as the exposed surface. To properly clean these areas, it is best to use a clean, damp cloth. For stubborn stains, you are able to add a mild detergent to the water. Be certain not to use an ammonia-based solutions. It will react, causing permanent damage to the contacted areas.

Never use a silicon based product to dust or polish catalyzed finishes. Over time, silicon may disrupt the actual molecular composition of the finish and cause it to soften and become cloudy.

Additional Tips:

- Remove any spilled liquid immediately with a blotting, rather than a wiping motion.
- Do not drag or push objects or stacks of papers across any finely finished surface.
- Avoid exposing surfaces to extreme heat, cold or humidity.
- The surface finish may be burn resistant, however, the wood underneath the finish is not and can be charred by a burning cigarette or heat producing unit.
- Exposure to strong sunlight should be avoided. The surface finish is fade-proof, however, in spite of UV inhibitors in the finish, the wood underneath may change color (patina) where extended exposure to sunlight exists. Natural or light finished species are especially susceptible to UV color change.
- Building maintenance and maintenance service management should be notified of the proper care instructions and procedures for your furniture to avoid damage and allow optimum appearance for years to come.
- Special care should be taken to protect wood furniture when other trades such as painters, electricians and telecommunications workers are present performing work.
- Drawer suspensions are lubricated prior to shipment. Periodic lubrication may be applied to the ball bearing housing with a high quality lubricant found in most hardware stores.
- Drawer alignment is achieved with proper leveling of desks and credenzas.
- Check leveling glides for adjustment if the furniture is moved.
- Modular furniture items, such as Desk Shells and Modular Pedestals **must be disassembled** prior to moving or relocating to avoid damage to the furniture.
- Hutch and wall cabinet doors may require field adjustment, from time to time, due to shifting weight load factors inside the cabinet.
- Touch-up of wood furniture should only be attempted by a qualified refinisher/touch-up technician. Contact your furniture dealer if this need should arise.

DESCOR LIMITED LIFETIME WARRANTY

Descor will, at no cost to the original purchaser and for as long as the original purchaser owns a Descor product repair or replace with a comparable product, at Descor's option, any part or product sold after January 01, 2001, which fails as a result of a defect in its design, materials or workmanship. For all purposes of this warranty, the term "purchaser" is defined as the entity or individual acquiring a new Descor product as the initial purchase thereof either from Descor or an authorized Descor dealer.

Exceptions to this warranty include:

- Descor warrants its products to be free from defects in materials and workmanship for a period of 10 years, of single shift service, from the date of delivery.
- Lighting products and grommets are warranted for one year from date of delivery.
- Custom electrical solutions may carry varying warranty coverage.
- Descor fabrics and wood veneers are warranted for 5 years from the date of delivery.
- Electrical components, are warranted for 10 years from the date of delivery.
- Moving parts, which include, glides, slides, casters, user adjustable worksurface mechanism are warranted for 5 years from date of delivery.
- Descor warrants its products based on a single shift (40 hour/week). Usage beyond a single shift (40 hour/week) will result in a reduction in the warranty, in proportion to the increased usage.

- Pneumatic cylinders for any product, unless otherwise stated, are warranted for 10 years of single shift (40 hour/week) usage, from date of delivery.

This warranty does not include:

- Customers Own Material or finishes applied to Descor products (which include graded in fabrics, which are treated as Customers Own Material).
- Wood Veneer being a natural material will have shade differences between veneer leaves. This will be more apparent between flitches. Fading on wood veneers can be caused by exposure to UV rays / sunlight.
- Wood color, grain and stain acceptance, which may occur due to the natural elements of wood.
- Ballasts and light bulbs.
- Products which have been modified or which have not been installed or used according to Descor's application and installation guidelines or warnings.
- Products that must be replaced due to normal wear and tear, negligence, abuse, accidents or shipping damage.
- Products used for rental purposes.

In no event shall Descor be liable in either tort or contract for any loss or direct, special, incidental, consequential, or exemplary damages.

This warranty is the customer's sole remedy for product defect. Descor makes no warranties, including the express or implied warranties of merchantability and fitness purpose, other than the express warranties contain herein.

TERMS AND CONDITIONS OF SALE

Prices: Prices are subject to change without notice. All shipments are F.O.B. the plant unless otherwise indicated. All taxes are extra.

Terms: Merchandise shall be invoiced when shipped and payment is due 30 days after invoice date.

Orders: All orders are subject to acceptance by Descor head office and to the Terms of Sale which appear in current price lists.

Returns: Merchandise may not be returned without prior written consent. Upon approval, a minimum restocking charge of 35% shall be deducted from the credit note, in addition to any expense incurred should reconditioning be necessary. Return shipping must be prepaid.

Cancellations: All orders are considered firm and not subject to cancellation without our documented approval. Cancellation charges may be required based on expenses incurred during order processing.

Carriers: All shipments shall normally be made through the Buyer's specified carrier. Otherwise Descor shall use its best judgment in selecting a carrier. Prepay and Add Service Charge to cover cost of processing prepaid freight bills, a charge of \$32.00 per shipment will be made. This amount will be included in the "Freight Charges" invoiced by Descor.

Liability: Every effort is employed to effect secure packing for shipment. Descor's liability ends when the carrier issues a clear receipt, acknowledging automatically that the shipment has been received in good condition.

Claims: It is required that all merchandise be carefully examined by recipient before issuance of clear receipt to carrier. Should the shipment arrive unsound or incomplete, have carrier make proper notation on the delivery receipt and original freight bill as to discrepancy before accepting shipment. Any claim for damage or shortage must be filed by you with the delivering carrier. Descor will not accept return of merchandise damaged in transit.

Changes and Cancellations: Descor reserves the right to institute changes with regard to materials, equipment, specification and designs, as well as to discontinue models at any time without prior notice. After the date of Descor's acknowledgement of a Purchaser's order, the order may not be changed or cancelled by Purchaser without the written consent of Descor. Special order items already in production are not subject to change or cancellation under any circumstances. Other standard items already in production are subject to a minimum 35% restocking charge, based on list price. A higher percentage may apply, depending on the stage of production.

Finishes: Descor veneers and solid woods are carefully selected for color, tone and grain. Since the distinctive characteristics and nature of wood cause variations, exact matches are not always possible.

Shipping Weight: All shipping weights and cubic sizes as indicated are approximate.

Dimensions: Are approximate. Please contact Descor for specific dimensions required.

FINISHES

Descor Collection Products are Greenguard certified

Group 1 Finishes (Standard Finishes)

Finish Code	Color	Veneer Type	Veneer Cut
BTW	Biscotti	White Oak	Rift
JAW	Java	White Oak	Rift
CRW	Coral	White Oak	Rift
EVW	Evening Oak	White Oak	Rift
GRW	Grey on Oak	White Oak	Rift
MTW	Milestone	White Oak	Rift
CAW	Cacao Walnut	Walnut	Flat
DWW	Dark Walnut	Walnut	Flat
EWV	Espresso Walnut	Walnut	Flat
LTW	Latte Walnut	Walnut	Flat
MHW	Mahogany on Walnut	Walnut	Flat
WLW	Walnut	Walnut	Flat
NLW	Natural Walnut	Walnut	Flat
ULW	Umber Walnut	Walnut	Flat
ACW	Amber Cherry	Cherry	Flat
DCW	Dark Cherry	Cherry	Flat
RCW	Red Cherry	Cherry	Flat
WCW	Warm Cherry	Cherry	Flat
AMW	Almond Cherry	Cherry	Flat
VNW	Vintage Cherry	Cherry	Flat
HAW	Hazelnut	Maple	Flat
MPW	Natural Maple	Maple	Flat
WMW	White Maple	Maple	Flat

ALL LAMINATE FINISHES (LP) Chassis, Fronts, Doors and (HP) Top

Top Code	Chassis, Fronts, Doors Code	Colour
ACJ	ACJ	Absolute Acajou*
ASN	ASN	Asian Night*
BLK	BLK	Black
BZD	BZD	Blizzard
CGY	CGY	Custom Grey
CMB	CMB	Clear Maple*
DES	DES	Dark Espresso*
DWT	DWT	Designer White
FAS	FAS	Fashionista*
FCL	FCL	First Class*
NBL	NBL	Noce Biondo*
NEL	NEL	Noce Leggero*
NGL	NGL	Noce Grigio*
NML	NML	Noce Medio*
SBY	SBY	Sheer Beauty*
SDT	SDT	Stonedust
SOG	SOG	Storm Grey (Charcoal)
STG	STG	String (Nevada)
WCR	WCR	Winter Cherry*
WHC	WHC	White Chocolate*
WHE	WHE	Walnut Heights*

Laminate Colour with * is Wood Grain Laminate

Metal Finishes**Finish Code Color**

E	Black
K	Tungsten (Silver)
DWT	Designer White

Glass Finish (For Glass Doors and Modesty Panels)

Frosted Glass	Standard
White back painted glass	Please contact Customer Service - Quote Required

FINISH OPTIONS

Dufferin All Wood:

Products are available as an all wood option. Add suffix "W" to the end of the product code (see page A.10).

Special Finish Options

Custom Veneers	Please contact Customer Service for selection and
Laminate Inlays	Please contact Customer Service - Surcharges may
FSC option available	Please contact Customer Service - No upcharge

Custom Staining (Please Contact Customer Service)

up to \$50,000	Add \$375 Flat Fee and 15% and to the List Price
\$50,000 and \$200,000	Add 15% upcharge to the List Price
over \$200,000	No upcharge

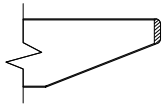
Dufferin All Laminate:

Products are available as an all laminate option.
Low pressure laminate will be used on all chassis, fronts and doors.
High pressure laminate will be used on all tops.
Doors, fronts and user side of all tops (Dufferin edge) will be edgebanded with 3mm PVC edge, all remaining parts/edges will have a standard 0.5mm PVC edge.

Add suffix "P1", "P2" or "P3" to the end of the product code (see page A.10 and A.11)

Solid colour low pressure laminate and wood grain laminate can not be combined in one product.

EDGE AVAILABLE



• COM Handles are available please contact Customer Service

HANDLES AVAILABLE



PL33
Black Moon Pull, 4"



PL34
Nickel Moon Pull, 4"



PL64
Contemporary Nickel Pull, 5 3/8"



PL66
Transitional Nickel Pull, 6 3/4"



PL92
Silver Bar, 5 3/8"



PL93
Black Bar, 5 3/8"



PL94
Silver Rectangular Handle, 5 3/8"




PL95
Black Rectangular Handle, 5 3/8"



PL96
Silver Slimline Pull, 5 3/8"



PL97
Black Slimline Pull, 5 3/8"



PL98
Silver Princeton Bar, 5 3/8"



PL99
Black Princeton Bar, 5 3/8"



PLS7
Black Spaghetti Pull, 7 3/8"



PLS8
Silver Spaghetti Pull, 7 3/8"

- Handle must be specified except for Hutches and Wall Mount Units
 - Black Handle = Black Lock & Grommet.
 - Silver, Nickel and Tungsten Handle = Tungsten Lock & Grommet.

TACKBOARD FABRICS - GRADE 1

Tackboards are standard in Global Furniture Group Grade 1 panel textiles, please refer to the following website for the current offering.
<https://www.globalfurnituregroup.com/ca/workplace>
 To find Panel Textiles choose the Resources tab and click on Textiles. Select Panel Textiles Grade 1 for standard offering.

KEY ALIKE FORM

DATE

ACK.NO. (PROVIDED BY DESCOR)

PAGE(S)

of

CUSTOMER PO#

SPECIAL INSTRUCTIONS

INITIATED BY

ADD ON

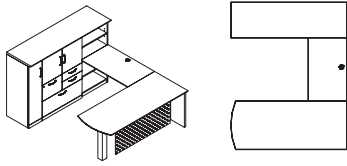
ORIGINAL PO#

KEY NO. W420 to W500 Inclusive	TAG AREA	QUANTITY	DESCOR USE ONLY	
			Key Area Total	Checked Total
			Quantity	Print Initials

NOTE: If Key Alike Instructions are not Submitted to DESCOR INDUSTRIES with the Customer's Purchase Order, all components will be keyed randomly.

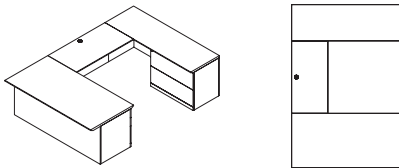


D-01



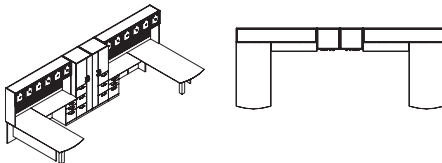
QTY	CODE	DESCRIPTION	STANDARD	WOOD	LAMINATE
1	D7D20W24H48	Open Bookcase with 1 Fixed Shelf & Adj. Shelves	1363	1634	1090
1	D15D20W36H48L	Storage Cabinet with Doors & Adj. Shelf above Left Combination Storage	3621	4346	2896
1	D2D20W12H48L	Left Wardrobe Cabinet with Door, Coat Rack & Hat Shelf	1752	2101	1403
1	DBT4224TSELCG/S	Left Linking Bridge Top - Self Edge on Left -Special	796	956	637
1	DDDBE7230	Connecting Bow End Table Desk	3051	3663	2443
1	CMP54W	Wood Straight Modesty Panel hanging from Top	1196	1196	956
1	D7222T	22" Top for Modular Storage	1366	1366	911
TOTAL			\$13,145	\$15,262	\$10,335

D-02



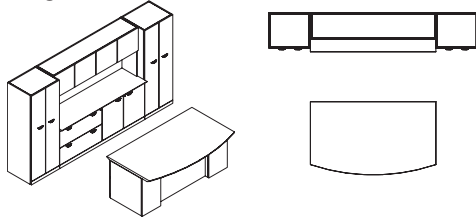
QTY	CODE	DESCRIPTION	STANDARD	WOOD	LAMINATE
1	DCR7222F	Single Pedestal Credenza with 36" Lat. File on Right	4025	4829	3221
1	DBT4820CG	Executive Bridge Top with Full Back Panel	1242	1492	995
1	DSL7236D	Single Pedestal Desk with BBF on Left	3673	4406	2938
TOTAL			\$8,942	\$10,726	\$7,153

D-03



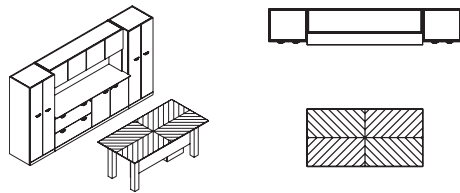
QTY	CODE	DESCRIPTION	STANDARD	WOOD	LAMINATE
2	DDDBE8436	Connecting Bow End Table Desk	7564	9074	6051
2	CMP66W	Wood Straight Modesty Panel hanging from Top	2473	2473	1980
1	DERR4822DCG	Executive Return Right with BBF Pedestal on Right	2598	3116	2078
1	DERL4822DCG	Executive Return Left with BBF Pedestal on Left	2598	3116	2078
1	D27D22W24H72L	Left Tower Unit with Wardrobe, 3 File Drawers & Storage with Adj. Shelves	5476	6569	4381
1	D27D22W24H72R	Right Tower Unit with Wardrobe, 3 File Drawers & Storage with Adj. Shelves	5476	6569	4381
2	D84SH42G	42" High Storage Hutch with Glass Doors	11942	14332	9553
2	DTSAS84H26	Tackboard with Rail for 42" & 54" High Non Pigeon-Hole Hutches	3594	3594	3594
TOTAL			\$41,719	\$48,841	\$34,096

D-04



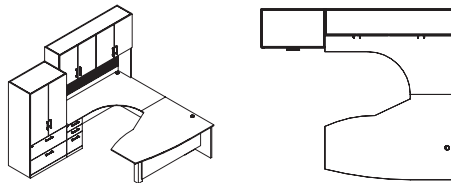
QTY	CODE	DESCRIPTION	STANDARD	WOOD	LAMINATE
1	DMiD7242DE	Double Pedestal Bow Top Desk, Breakfront Style with BBF Left & FF Right	6233	7478	4987
1	DC7222FG	Full Storage Credenza with Lat. File on Left & Storage Cabinet on Right	4361	5236	3491
1	D1D22W24H65	Storage Cabinet with Doors & Adj. Shelves	2699	3236	2158
1	D2D22W24H65	Wardrobe Cabinet with Doors, Coat Rack & Hat Shelf	2334	2801	1869
1	D72SH36	36" High Storage Hutch with Wood Doors	3179	3813	2542
1	DTS72	Tackboard for 36" High Non Pigeon-Hole Hutches	732	732	732
TOTAL			\$19,536	\$23,294	\$15,776

D-05



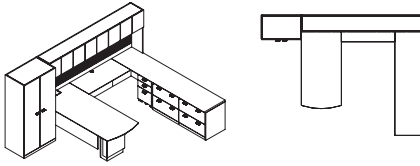
QTY	CODE	DESCRIPTION	STANDARD	WOOD	LAMINATE
1	RE7236(FD)	Rectangle Shaped Table Top	2699	2699	1800
1	CMP66W	Wood Straight Modesty Panel hanging from Top	1237	1237	991
4	SMS4	4" x 4" Metal Post Leg, Brushed Chrome	1645	1645	1645
1	DWDM	Freestanding Mobile BBF Pedestal	1803	2164	1443
1	DC7222FG	Full Storage Credenza with Lat. File on Left & Storage Cabinet on Right	4361	5236	3491
1	D1D22W24H65	Storage Cabinet with Doors & Adj. Shelves	2699	3236	2158
1	D2D22W24H65	Wardrobe Cabinet with Doors, Coat Rack & Hat Shelf	2334	2801	1869
1	D72SH36	36" High Storage Hutch with Wood Doors	3179	3813	2542
1	DTS72	Tackboard for 36" High Non Pigeon-Hole Hutches	732	732	732
TOTAL			\$20,684	\$23,560	\$16,665

D-06



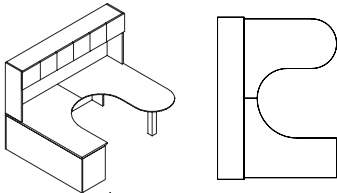
QTY	CODE	DESCRIPTION	STANDARD	WOOD	LAMINATE
1	DTBPR72364824	Right Boat Shaped Piano Table Desk	4296	5153	3437
1	ES22	Straight Front Upgrade	166	200	133
1	GM1TE	Round Grommet - Plastic Top End	51	51	51
1	CMP60W	Wood Straight Modesty Panel hanging from Top	1216	1216	973
1	DEKL724824D/S	Left Extended Corner Table with 22" Return Connection & BBF on Left - Special	4269	5122	3413
1	GM1TC	Round Grommet - Plastic Top Centre	51	51	51
1	D722SH54	54" High Storage Hutch with Wood Doors	4764	5715	3812
1	DTSAS72H26	Tackboard with Rail for 42" & 54" High Non Pigeon-Hole Hutches	1531	1531	1531
1	D13D22W36H72	Storage Cabinet with Doors & Adj. Shelves above 2 Lat. File Drawers	4846	5814	3876
TOTAL			\$21,189	\$24,854	\$17,277

D-07



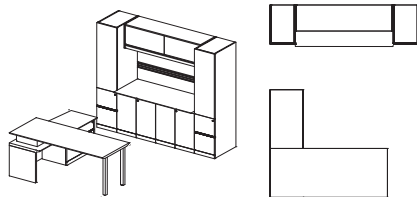
QTY	CODE	DESCRIPTION	STANDARD	WOOD	LAMINATE
1	DDDBE8436	Connecting Bow End Table Desk	3782	4538	3024
1	TPML18	Rectangular Pedestal Base Upgrade from SMS4	950	950	950
1	ESMR101	Data Power Box, Top End	929	929	929
1	CMP66W	Wood Straight Modesty Panel hanging from Top	1237	1237	991
1	DC10824/S	Credenza Shell with Full Back Panel - No Centre Support	3726	4469	2980
2	DWN	Modular Lateral File	3813	4576	3050
1	D108SH42	42" High Storage Hutch with Wood Doors	5558	6666	4447
1	DTSAS108H26	Tackboard with Rail for 42" & 54" High Non Pigeon-Hole Hutches	2344	2344	2344
1	D25D22W36H72	Cabinet with Doors, Storage with Adj. Shelves on Right & Wardrobe on Left	4392	5270	3516
1	DBT4822CG	Executive Bridge Top with Full Back Panel	1363	1634	1090
1	DWDM	Freestanding BBF Pedestal	1803	2164	1443
TOTAL			\$29,894	\$34,775	\$24,762

D-08



QTY	CODE	DESCRIPTION	STANDARD	WOOD	LAMINATE
1	DTDPR84304824	Right "D" Shaped Piano Table Desk	4358	5230	3487
1	D96SH42	42" High Storage Hutch with Wood Doors	4939	5925	3950
1	DEKL844824	Left Extended Corner Table with 24" Return Connection	4515	5418	3613
TOTAL			\$13,813	\$16,573	\$11,050

D-09



QTY	CODE	DESCRIPTION	STANDARD	WOOD	LAMINATE
1	DR7230/S	Connecting Rectangular Shaped Table Desk - Special	1868	2240	1494
1	DCR6620H23F/S	Credenza Shell with Full Back Panel 23" High - Special	4225	5073	3381
1	DSPBOX1620/S	Worksurface Spacer with Glass Shelf - Special	630	630	630
1	D17D22W16H72R	Right Storage Cabinet with Adj. Shelves above FF Drawers	3403	4083	2722
1	D17D22W16H72L	Left Storage Cabinet with Adj. Shelves above FF Drawers	3403	4083	2722
1	DC6022MM	Full Storage Credenza with 2 Sets of Storage Cabinets	3793	4553	3035
1	DSF60GSL	Wall Mount Storage with Sliding Glass Doors	3051	3663	2443
1	TSAS60H26	Wall Mount Tackboard with Accessory Rail	1296	1296	1296
TOTAL			\$21,669	\$25,621	\$17,723

DESKS • TECHNICAL INFORMATION

- All Desks are shipped assembled.
- Front locking standard.
- Desks come in Flush and Breakfront Style Modesty Panel configurations.
- Tops, panels on breakfront style units, door and drawer fronts and all exposed shelves are in wood. Chassis are in low pressure laminate.

- Handle must be specified:
 - Black and Brass Handle = Black Lock & Grommet.
 - Silver, Nickel and Tungsten Handle = Tungsten Lock & Grommet.
- To choose All Wood Finish, add suffix "W" to the end of the product code.
- To choose All Laminate Finish, add suffix "P1", "P2" or "P3" to the end of the product code (see page A.10 and A.11).

DESKS • GUIDELINES FOR ORDERING PRODUCT

CODES: The price list uses a numbering system with meaningful alphanumeric characters to create a simple-to-understand product number. This makes specifying the product easy and accurate.

SPECIFICATION EXAMPLE OF A DESK UNIT

PRODUCT CODE:

DMD8442ED
 D = Dufferin Series
 MD = Double Pedestal Bow Top Desk
 8442 = Size: Width x Depth
 ED = Pedestal Configuration: FF on Left & BBF on Right

CHOOSE FINISH OPTION:

Standard Finish:
 Choose Laminate Finish & Veneer Finish

All Wood Finish:
 Choose Veneer Finish

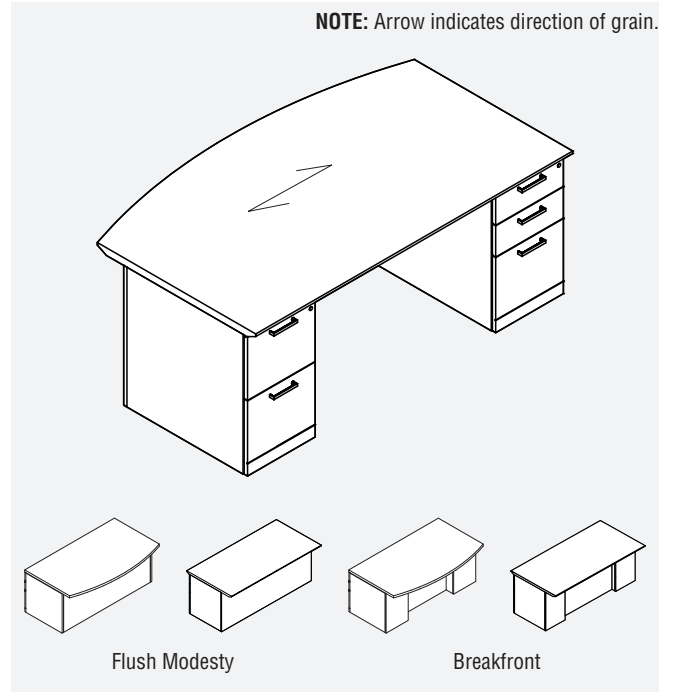
All Laminate Finish:
 Choose Laminate Finish

HANDLE OPTION:
 Choose a handle

Optional Grommet Locations:

- TL - Top Left
- TR - Top Right
- TEL - Top End Left
- TER - Top End Right

For Grommet Location see Page A.13



DMD-ED • Double Pedestal Bow Top Desk with FF on Left & BBF on Right

PRODUCT CODE	Finish options			SIZE (INCHES)			WEIGHT LBS	VOL FT3
	Standard	Wood	Laminate	H	W	D		
DMD8442ED	6613	7936	5290	29	84	42	314	59
DMD7842ED	6136	7363	4909	29	78	42	303	55
DMD7242ED	5666	6799	4533	29	72	42	292	51
DMD6636ED	5496	6595	4397	29	66	36	267	40

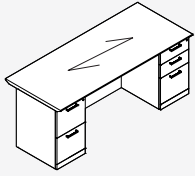
• Full height modesty panel

DMD-DE • Double Pedestal Bow Top Desk with BBF on Left & FF on Right

PRODUCT CODE	Finish options			SIZE (INCHES)			WEIGHT LBS	VOL FT3
	Standard	Wood	Laminate	H	W	D		
DMD8442DE	6613	7936	5290	29	84	42	314	59
DMD7842DE	6136	7363	4909	29	78	42	303	55
DMD7242DE	5666	6799	4533	29	72	42	292	51
DMD6636DE	5496	6595	4397	29	66	36	267	40

Full height modesty panel

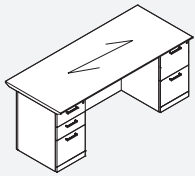
DD-ED • Double Pedestal Desk with FF on Left & BBF on Right



PRODUCT CODE	Finish options			SIZE (INCHES)			WEIGHT LBS	VOL FT3
	Standard	Wood	Laminate	H	W	D		
DD8442ED	5623	6748	4498	29	84	42	326	59
DD7842ED	5221	6265	4177	29	78	42	315	55
DD7236ED	4817	5780	3854	29	72	36	277	44
DD7230ED	4747	5696	3798	29	72	30	263	36
DD6636ED	4747	5696	3798	29	66	36	267	40
DD6630ED	4671	5605	3737	29	66	30	254	33
DD6030ED	4523	5428	3618	29	60	30	245	30

- Full height modesty panel

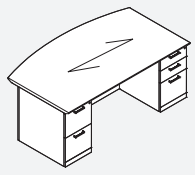
DD-DE • Double Pedestal Desk with BBF on Left & FF on Right



PRODUCT CODE	Finish options			SIZE (INCHES)			WEIGHT LBS	VOL FT3
	Standard	Wood	Laminate	H	W	D		
DD8442DE	5623	6748	4498	29	84	42	326	59
DD7842DE	5221	6265	4177	29	78	42	315	55
DD7236DE	4817	5780	3854	29	72	36	277	44
DD7230DE	4747	5696	3798	29	72	30	263	36
DD6636DE	4747	5696	3798	29	66	36	267	40
DD6630DE	4671	5605	3737	29	66	30	254	33
DD6030DE	4523	5428	3618	29	60	30	245	30

- Full height modesty panel

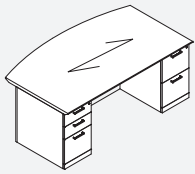
DMiD-ED • Double Pedestal Bow Top Desk, Breakfront Style with FF on Left & BBF on Right



PRODUCT CODE	Finish options			SIZE (INCHES)			WEIGHT LBS	VOL FT3
	Standard	Wood	Laminate	H	W	D		
DMiD8442ED	7271	8725	5817	29	84	42	314	59
DMiD7842ED	6753	8104	5402	29	78	42	303	55
DMiD7242ED	6233	7480	4986	29	72	42	292	51
DMiD6636ED	6042	7250	4834	29	66	36	267	40

- Inset full height modesty panel
- For aluminum framed glass modesty option on breakfront style add "G" to the end of the product code (add \$1503 to the base price)

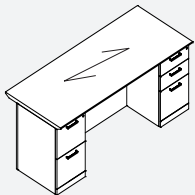
DMiD-DE • Double Pedestal Bow Top Desk, Breakfront Style with BBF on Left & FF on Right



PRODUCT CODE	Finish options			SIZE (INCHES)			WEIGHT LBS	VOL FT3
	Standard	Wood	Laminate	H	W	D		
DMiD8442DE	7271	8725	5817	29	84	42	314	59
DMiD7842DE	6753	8104	5402	29	78	42	303	55
DMiD7242DE	6233	7480	4986	29	72	42	292	51
DMiD6636DE	6042	7250	4834	29	66	36	267	40

- Inset full height modesty panel
- For aluminum framed glass modesty option on breakfront style add "G" to the end of the product code (add \$1503 to the base price)

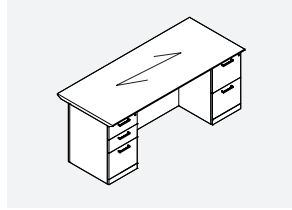
DiD-ED • Double Pedestal Desk, Breakfront Style with FF on Left & BBF on Right



PRODUCT CODE	Finish options			SIZE (INCHES)			WEIGHT LBS	VOL FT3
	Standard	Wood	Laminate	H	W	D		
DiD8442ED	6184	7421	4947	29	84	42	326	59
DiD7842ED	5742	6890	4594	29	78	42	315	55
DiD7236ED	5301	6361	4241	29	72	36	277	44
DiD7230ED	5221	6265	4177	29	72	30	263	36
DiD6636ED	5221	6265	4177	29	66	36	267	40
DiD6630ED	5140	6168	4112	29	66	30	254	33
DiD6030ED	4973	5968	3978	29	60	30	254	30

- Inset full height modesty panel
- For aluminum framed glass modesty option on breakfront style add "G" to the end of the product code (add \$1503 to the base price)

DiD-DE • Double Pedestal Desk, Breakfront Style with BBF on Left & FF on Right



PRODUCT CODE	Finish options			SIZE (INCHES)			WEIGHT LBS	VOL FT3
	Standard	Wood	Laminate	H	W	D		
DID8442DE	6184	7421	4947	29	84	42	326	59
DID7842DE	5742	6890	4594	29	78	42	315	55
DID7236DE	5301	6361	4241	29	72	36	277	44
DID7230DE	5221	6265	4177	29	72	30	263	36
DID6636DE	5221	6265	4177	29	66	36	267	40
DID6630DE	5140	6168	4112	29	66	30	254	33
DID6030DE	4973	5968	3978	29	60	30	245	30

- Inset full height modesty panel
- For aluminum framed glass modesty option on breakfront style add "G" to the end of the product code (add \$1503 to the base price)

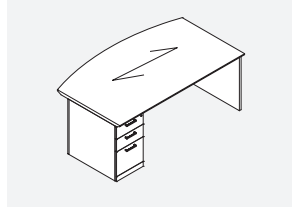
DMSR-D • Single Pedestal Bow Top Desk with BBF on Right



PRODUCT CODE	Finish options			SIZE (INCHES)			WEIGHT LBS	VOL FT3
	Standard	Wood	Laminate	H	W	D		
DMSR8442D	5239	6287	4191	29	84	42	270	59
DMSR7842D	4864	5837	3891	29	78	42	258	55
DMSR7242D	4494	5393	3595	29	72	42	247	51
DMSR6636D	4317	5180	3454	29	66	36	222	40

- Full height modesty panel

DMSL-D • Single Pedestal Bow Top Desk with BBF on Left



PRODUCT CODE	Finish options			SIZE (INCHES)			WEIGHT LBS	VOL FT3
	Standard	Wood	Laminate	H	W	D		
DMSL8442D	5239	6287	4191	29	84	42	270	59
DMSL7842D	4864	5837	3891	29	78	42	258	55
DMSL7242D	4494	5393	3595	29	72	42	247	51
DMSL6636D	4317	5180	3454	29	66	36	222	40

- Full height modesty panel

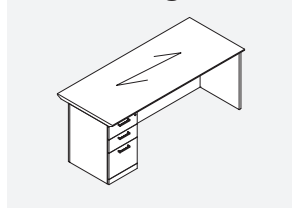
DSR-D • Single Pedestal Desk with BBF on Right



PRODUCT CODE	Finish options			SIZE (INCHES)			WEIGHT LBS	VOL FT3
	Standard	Wood	Laminate	H	W	D		
DSR8442D	4998	5998	3998	29	84	42	280	59
DSR7842D	4644	5573	3715	29	78	42	268	55
DSR7236D	3674	4409	2939	29	72	36	232	44
DSR7230D	3512	4214	2810	29	72	30	218	36
DSR6636D	3512	4214	2810	29	66	36	222	40
DSR6630D	3351	4021	2681	29	66	30	209	33
DSR6030D	3204	3845	2563	29	60	30	200	30

- Full height modesty panel

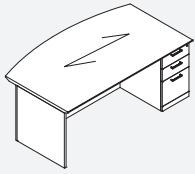
DSL-D • Single Pedestal Desk with BBF on Left



PRODUCT CODE	Finish options			SIZE (INCHES)			WEIGHT LBS	VOL FT3
	Standard	Wood	Laminate	H	W	D		
DSL8442D	4998	5998	3998	29	84	42	280	59
DSL7842D	4644	5573	3715	29	78	42	268	55
DSL7236D	3674	4409	2939	29	72	36	232	44
DSL7230D	3512	4214	2810	29	72	30	218	36
DSL6636D	3512	4214	2810	29	66	36	222	40
DSL6630D	3351	4021	2681	29	66	30	209	33
DSL6030D	3204	3845	2563	29	60	30	200	30

- Full height modesty panel

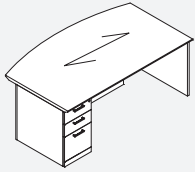
DMiSR-D • Single Pedestal Bow Top Desk, Breakfront Style with BBF on Right



PRODUCT CODE	Finish options			SIZE (INCHES)			WEIGHT LBS	VOL FT3
	Standard	Wood	Laminate	H	W	D		
DMiSR8442D	5763	6916	4610	29	84	42	270	59
DMiSR7842D	5352	6422	4282	29	78	42	258	55
DMiSR7242D	4940	5928	3952	29	72	42	247	51
DMiSR6636D	4750	5700	3800	29	66	36	222	40

- Inset full height modesty panel
- For aluminum framed glass modesty option on breakfront style add “G” to the end of the product code (add \$1503 to the base price)

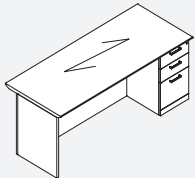
DMiSL-D • Single Pedestal Bow Top Desk, Breakfront Style with BBF on Left



PRODUCT CODE	Finish options			SIZE (INCHES)			WEIGHT LBS	VOL FT3
	Standard	Wood	Laminate	H	W	D		
DMiSL8442D	5763	6916	4610	29	84	42	270	59
DMiSL7842D	5352	6422	4282	29	78	42	258	55
DMiSL7242D	4940	5928	3952	29	72	42	247	51
DMiSL6636D	4750	5700	3800	29	66	36	222	40

- Inset full height modesty panel
- For aluminum framed glass modesty option on breakfront style add “G” to the end of the product code (add \$1503 to the base price)

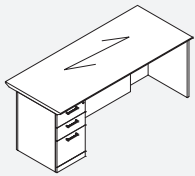
DiSR-D • Single Pedestal Desk, Breakfront Style with BBF on Right



PRODUCT CODE	Finish options			SIZE (INCHES)			WEIGHT LBS	VOL FT3
	Standard	Wood	Laminate	H	W	D		
DiSR8442D	5501	6601	4401	29	84	42	280	59
DiSR7842D	5104	6125	4083	29	78	42	268	55
DiSR7236D	4714	5657	3771	29	72	36	232	44
DiSR7230D	3862	4634	3090	29	72	30	218	36
DiSR6636D	3862	4634	3090	29	66	36	222	40
DiSR6630D	3685	4422	2948	29	66	30	209	33
DiSR6030D	3521	4225	2817	29	60	30	200	30

- Inset full height modesty panel
- For aluminum framed glass modesty option on breakfront style add “G” to the end of the product code (add \$1503 to the base price)

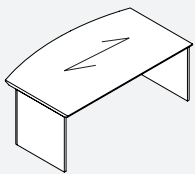
DiSL-D • Single Pedestal Desk, Breakfront Style with BBF on Left



PRODUCT CODE	Finish options			SIZE (INCHES)			WEIGHT LBS	VOL FT3
	Standard	Wood	Laminate	H	W	D		
DiSL8442D	5501	6601	4401	29	84	42	280	59
DiSL7842D	5104	6125	4083	29	78	42	268	55
DiSL7236D	4714	5657	3771	29	72	36	232	44
DiSL7230D	3862	4634	3090	29	72	30	218	36
DiSL6636D	3862	4634	3090	29	66	36	222	40
DiSL6630D	3685	4422	2948	29	66	30	209	33
DiSL6030D	3521	4225	2817	29	60	30	200	30

- Inset full height modesty panel
- For aluminum framed glass modesty option on breakfront style add “G” to the end of the product code (add \$1503 to the base price)

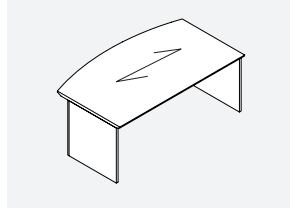
DMiT • Desk Shell with Bow Top, Breakfront Style



PRODUCT CODE	Finish options			SIZE (INCHES)			WEIGHT LBS	VOL FT3
	Standard	Wood	Laminate	H	W	D		
DMiT8442	4721	5665	3777	29	84	42	226	59
DMiT7842	4421	5305	3537	29	78	42	214	55
DMiT7242	4116	4939	3293	29	72	42	203	51
DMiT6636	3947	4736	3158	29	66	36	178	40

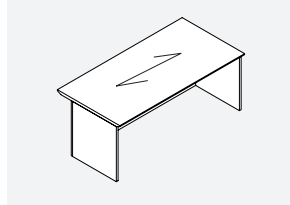
- Inset full height modesty panel
- For aluminum framed glass modesty option on breakfront style add “G” to the end of the product code (add \$1503 to the base price)

DMT • Desk Shell with Bow Top & Recessed Modesty Panel



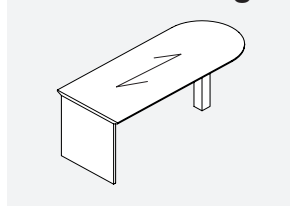
PRODUCT CODE	Finish options			SIZE (INCHES)			WEIGHT LBS	VOL FT3
	Standard	Wood	Laminate	H	W	D		
DMT8442	4237	5084	3390	29	84	42	226	59
DMT7842	3935	4722	3148	29	78	42	214	55
DMT7242	3634	4361	2907	29	72	42	203	51
DMT6636	3464	4157	2771	29	66	36	178	40

DT • Desk Shell with Recessed Modesty Panel



PRODUCT CODE	Finish options			SIZE (INCHES)			WEIGHT LBS	VOL FT3
	Standard	Wood	Laminate	H	W	D		
DT8442	3946	4735	3157	29	84	42	208	54
DT7842	3660	4392	2928	29	78	42	197	52
DT8436	3378	4054	2702	29	84	36	209	51
DT7836	3138	3766	2510	29	78	36	199	47
DT7236	2896	3475	2317	29	72	36	188	44
DT6636	2730	3276	2184	29	66	36	178	40
DT7230	2730	3276	2184	29	72	30	174	36
DT6630	2562	3074	2050	29	66	30	165	33
DT6030	2341	2809	1873	29	60	30	156	30

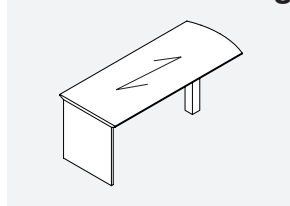
DDD • Connecting “D” Shaped Table Desk



PRODUCT CODE	Finish options			SIZE (INCHES)			WEIGHT LBS	VOL FT3
	Standard	Wood	Laminate	H	W	D		
DDD8436	3782	4538	3026	29	84	36	182	51
DDD7236	3238	3886	2590	29	72	36	162	44
DDD7230	3053	3664	2442	29	72	30	144	36
DDD6636	3053	3664	2442	29	66	36	152	40
DDD6030	3010	3612	2408	29	60	30	127	30

- Full height end panel
- Please specify: Black or Tungsten for SMS4 (square metal leg).

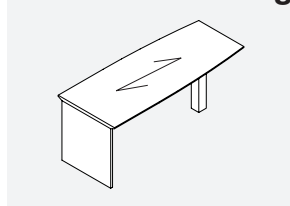
DDDDBE • Connecting Bow End Table Desk



PRODUCT CODE	Finish options			SIZE (INCHES)			WEIGHT LBS	VOL FT3
	Standard	Wood	Laminate	H	W	D		
DDDDBE8436	3782	4538	3026	29	84	36	182	51
DDDDBE7236	3238	3886	2590	29	72	36	162	44
DDDDBE7230	3053	3664	2442	29	72	30	144	36
DDDDBE6636	3053	3664	2442	29	66	36	152	40
DDDDBE6030	3010	3612	2408	29	60	30	127	30

- Full height end panel
- Please specify: Black or Tungsten for SMS4 (square metal leg).

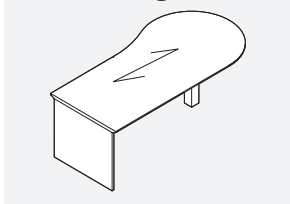
DDDDBS • Connecting Boat Shaped Table Desk



PRODUCT CODE	Finish options			SIZE (INCHES)			WEIGHT LBS	VOL FT3
	Standard	Wood	Laminate	H	W	D		
DDDDBS8442	4472	5366	3578	29	84	42	202	59
DDDDBS8436	3782	4538	3026	29	84	36	182	51
DDDDBS7236	3238	3886	2590	29	72	36	162	44
DDDDBS7230	3010	3612	2408	29	72	30	144	36
DDDDBS6636	3010	3612	2408	29	66	36	152	40
DDDDBS6030	2892	3470	2314	29	60	30	127	30

- Full height end panel
- Please specify: Black or Tungsten for SMS4 (square metal leg).

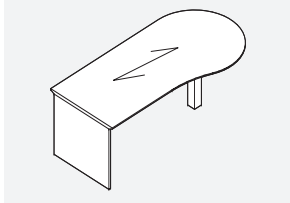
DTPR • Right Connecting “P” Shaped Table Desk



PRODUCT CODE	Finish options			SIZE (INCHES)			WEIGHT	VOL
	Standard	Wood	Laminate	H	W	D	LBS	FT3
DTPR9642	4721	5665	3777	29	96	42	220	68
DTPR8442	4129	4955	3303	29	84	42	198	59
DTPR7242	3767	4520	3014	29	72	42	171	51

- Full height end panel
- Please specify: Black or Tungsten for SMS4 (square metal leg).

DTPL • Left Connecting “P” Shaped Table Desk



PRODUCT CODE	Finish options			SIZE (INCHES)			WEIGHT	VOL
	Standard	Wood	Laminate	H	W	D	LBS	FT3
DTPL9642	4721	5665	3777	29	96	42	220	68
DTPL8442	4129	4955	3303	29	84	42	198	59
DTPL7242	3767	4520	3014	29	72	42	171	51

- Full height end panel
- Please specify: Black or Tungsten for SMS4 (square metal leg).

RETURNS • TECHNICAL INFORMATION

- All Returns are shipped assembled.
- Front locking standard.
- All Returns have Cross Grain veneer pattern.
- To remove Cross Grain veneer pattern on Top, delete suffix “CG” from the product Number Code. (Available at no upcharge)
- Tops and drawer fronts are in wood. Chassis are in low pressure laminate.
- Handle must be specified:
 - Black and Brass Handle = Black Lock & Grommet.
 - Silver, Nickel and Tungsten Handle = Tungsten Lock & Grommet.
- To choose All Wood Finish, add suffix “W” to the end of the product code.
- To choose All Laminate Finish, add suffix “P1”, “P2” or “P3” to the end of the product code (see page A.10 and A.11).

DESKS • GUIDELINES FOR ORDERING PRODUCT

CODES: The price list uses a numbering system with meaningful alphanumeric characters to create a simple-to-understand product number. This makes specifying the product easy and accurate.

SPECIFICATION EXAMPLE OF A DESK UNIT

PRODUCT CODE:

DERR7224ECG
 D = Dufferin Series
 ERR = Executive Return Right
 7224 = Size: Width x Depth
 E = Pedestal Configuration: FF Pedestal
 CG = Cross Grain

CHOOSE FINISH OPTION:

Standard Finish:
 Choose Laminate Finish & Veneer Finish

All Wood Finish:

Choose Veneer Finish

All Laminate Finish:

Choose Laminate Finish

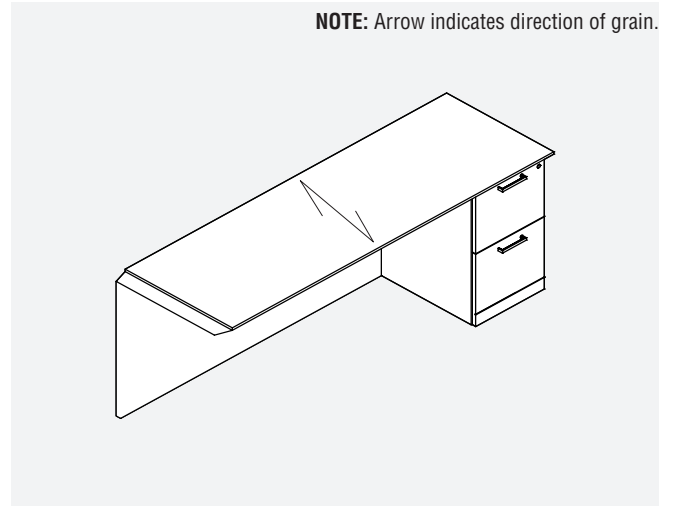
HANDLE OPTION:

Choose a handle

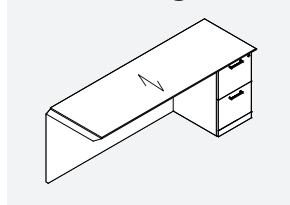
Optional Grommet Locations:

- TL - Top Left
- TR - Top Right
- TC - Top Center
- TEL - Top End Left
- TER - Top End Right

For Grommet Location see Page A.13



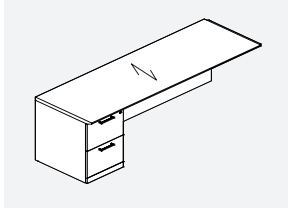
DERR-E • Right Executive Return with FF Pedestal on Right



PRODUCT CODE	FINISH OPTIONS			SIZE (INCHES)			WEIGHT LBS	VOL FT3
	STANDARD	WOOD	LAMINATE	H	W	D		
DERR7224ECG	3636	4363	2909	29	72	24	175	29
DERR6624ECG	3504	4205	2803	29	66	24	167	27
DERR6024ECG	3184	3821	2547	29	60	24	159	24
DERR5424ECG	3069	3683	2455	29	54	24	151	22
DERR4824ECG	2729	3275	2183	29	48	24	144	19
DERR4224ECG	2625	3150	2100	29	42	24	136	17

- Full height flush back panel

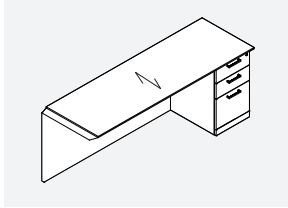
DERL-E • Left Executive Return with FF Pedestal on Right



PRODUCT CODE	FINISH OPTIONS			SIZE (INCHES)			WEIGHT LBS	VOL FT3
	STANDARD	WOOD	LAMINATE	H	W	D		
DERL7224ECG	3636	4363	2909	29	72	24	175	29
DERL6624ECG	3504	4205	2803	29	66	24	167	27
DERL6024ECG	3184	3821	2547	29	60	24	159	24
DERL5424ECG	3069	3683	2455	29	54	24	151	22
DERL4824ECG	2729	3275	2183	29	48	24	144	19
DERL4224ECG	2625	3150	2100	29	42	24	136	17

• Full height flush back panel

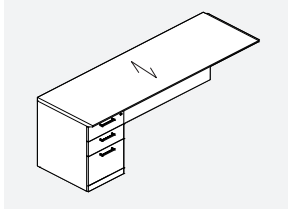
DERR-D • Right Executive Return with BBF Pedestal on Right



PRODUCT CODE	FINISH OPTIONS			SIZE (INCHES)			WEIGHT LBS	VOL FT3
	STANDARD	WOOD	LAMINATE	H	W	D		
DERR7224DCG	3636	4363	2909	29	72	24	174	29
DERR6624DCG	3504	4205	2803	29	66	24	166	27
DERR6024DCG	3184	3821	2547	29	60	24	158	24
DERR5424DCG	3069	3683	2455	29	54	24	151	22
DERR4824DCG	2729	3275	2183	29	48	24	143	19
DERR4224DCG	2625	3150	2100	29	42	24	135	17

• Full height flush back panel

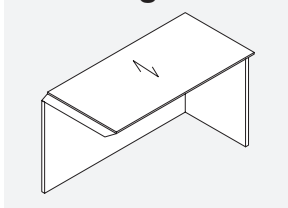
DERL-D • Left Executive Return with BBF Pedestal on Left



PRODUCT CODE	FINISH OPTIONS			SIZE (INCHES)			WEIGHT LBS	VOL FT3
	STANDARD	WOOD	LAMINATE	H	W	D		
DERL7224DCG	3636	4363	2909	29	72	24	174	29
DERL6624DCG	3504	4205	2803	29	66	24	166	27
DERL6024DCG	3184	3821	2547	29	60	24	158	24
DERL5424DCG	3069	3683	2455	29	54	24	151	22
DERL4824DCG	2729	3275	2183	29	48	24	143	19
DERL4224DCG	2625	3150	2100	29	42	24	135	17

• Full height flush back panel

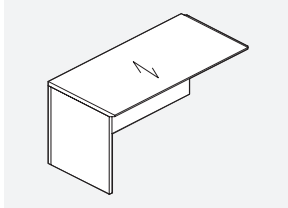
DERR • Right Executive Return



PRODUCT CODE	FINISH OPTIONS			SIZE (INCHES)			WEIGHT LBS	VOL FT3
	STANDARD	WOOD	LAMINATE	H	W	D		
DERR7224CG	2146	2575	1717	29	72	24	133	29
DERR6624CG	1968	2362	1574	29	66	24	125	27
DERR6024CG	1790	2148	1432	29	60	24	117	24
DERR5424CG	1609	1931	1287	29	54	24	110	22
DERR4824CG	1431	1717	1145	29	48	24	102	19
DERR4224CG	1252	1502	1002	29	42	24	94	17

• Full height flush back panel

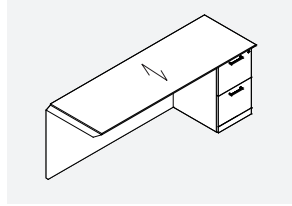
DERL • Left Executive Return



PRODUCT CODE	FINISH OPTIONS			SIZE (INCHES)			WEIGHT LBS	VOL FT3
	STANDARD	WOOD	LAMINATE	H	W	D		
DERL7224CG	2146	2575	1717	29	72	24	133	29
DERL6624CG	1968	2362	1574	29	66	24	125	27
DERL6024CG	1790	2148	1432	29	60	24	117	24
DERL5424CG	1609	1931	1287	29	54	24	110	22
DERL4824CG	1431	1717	1145	29	48	24	102	19
DERL4224CG	1252	1502	1002	29	42	24	94	17

• Full height flush back panel

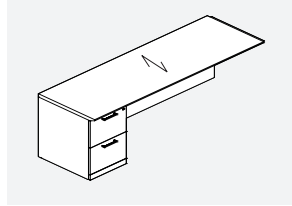
DERR-E • Right Executive Return with FF Pedestal on Right



PRODUCT CODE	FINISH OPTIONS			SIZE (INCHES)			WEIGHT LBS	VOL FT3
	STANDARD	WOOD	LAMINATE	H	W	D		
DERR7222ECG	3460	4152	2768	29	72	22	167	27
DERR6622ECG	3333	4000	2666	29	66	22	160	24
DERR6022ECG	3032	3638	2426	29	60	22	153	22
DERR5422ECG	2921	3505	2337	29	54	22	145	20
DERR4822ECG	2598	3118	2078	29	48	22	138	18
DERR4222ECG	2500	3000	2000	29	42	22	131	16

• Full height flush back panel

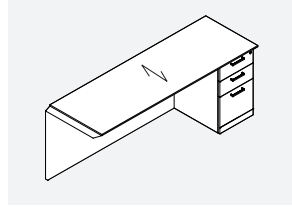
DERL-E • Left Executive Return with FF Pedestal on Left



PRODUCT CODE	FINISH OPTIONS			SIZE (INCHES)			WEIGHT LBS	VOL FT3
	STANDARD	WOOD	LAMINATE	H	W	D		
DERL7222ECG	3460	4152	2768	29	72	22	167	27
DERL6622ECG	3333	4000	2666	29	66	22	160	24
DERL6022ECG	3032	3638	2426	29	60	22	153	22
DERL5422ECG	2921	3505	2337	29	54	22	145	20
DERL4822ECG	2598	3118	2078	29	48	22	138	18
DERL4222ECG	2500	3000	2000	29	42	22	131	16

• Full height flush back panel

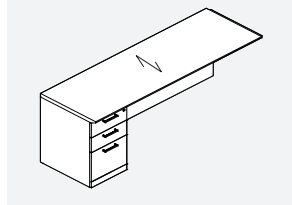
DERR-D • Right Executive Return with BBF Pedestal on Right



PRODUCT CODE	FINISH OPTIONS			SIZE (INCHES)			WEIGHT LBS	VOL FT3
	STANDARD	WOOD	LAMINATE	H	W	D		
DERR7222DCG	3460	4152	2768	29	72	22	167	27
DERR6622DCG	3333	4000	2666	29	66	22	159	24
DERR6022DCG	3032	3638	2426	29	60	22	152	22
DERR5422DCG	2921	3505	2337	29	54	22	145	20
DERR4822DCG	2598	3118	2078	29	48	22	137	18
DERR4222DCG	2500	3000	2000	29	42	22	130	16

• Full height flush back panel

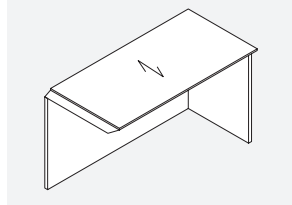
DERL-D • Left Executive Return with BBF Pedestal on Left



PRODUCT CODE	FINISH OPTIONS			SIZE (INCHES)			WEIGHT LBS	VOL FT3
	STANDARD	WOOD	LAMINATE	H	W	D		
DERL7222DCG	3460	4152	2768	29	72	22	167	27
DERL6622DCG	3333	4000	2666	29	66	22	159	24
DERL6022DCG	3032	3638	2426	29	60	22	152	22
DERL5422DCG	2921	3505	2337	29	54	22	145	20
DERL4822DCG	2598	3118	2078	29	48	22	137	18
DERL4222DCG	2500	3000	2000	29	42	22	130	16

• Full height flush back panel

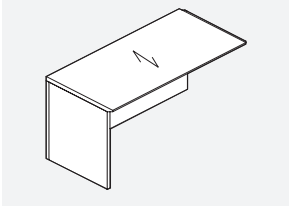
DERR • Right Executive Return



PRODUCT CODE	FINISH OPTIONS			SIZE (INCHES)			WEIGHT LBS	VOL FT3
	STANDARD	WOOD	LAMINATE	H	W	D		
DERR7222CG	2045	2454	1636	29	72	22	127	27
DERR6622CG	1874	2249	1499	29	66	22	119	24
DERR6022CG	1703	2044	1362	29	60	22	112	22
DERR5422CG	1531	1837	1225	29	54	22	104	20
DERR4822CG	1363	1636	1090	29	48	22	97	18
DERR4222CG	1193	1432	954	29	42	22	90	16

• Full height flush back panel

DERL • Left Executive Return



PRODUCT CODE	FINISH OPTIONS			SIZE (INCHES)			WEIGHT LBS	VOL FT3
	STANDARD	WOOD	LAMINATE	H	W	D		
DERL7222CG	2045	2454	1636	29	72	22	127	27
DERL6622CG	1874	2249	1499	29	66	22	119	24
DERL6022CG	1703	2044	1362	29	60	22	112	22
DERL5422CG	1531	1837	1225	29	54	22	104	20
DERL4822CG	1363	1636	1090	29	48	22	97	18
DERL4222CG	1193	1432	954	29	42	22	90	16

- Full height flush back panel

PIANO DESKS • TECHNICAL INFORMATION

- All Desks are shipped assembled.
- Units include installed horizontal wire management.
- Unit is handed by Post Leg.
- Not for use with Regular Corner Units.
- All Standard Piano Desks have Tops in wood, Chassis are in low pressure laminate.
- To choose All Wood Finish, add suffix "W" to the end of the product code.
- To choose All Laminate Finish, add suffix "P1", "P2" or "P3" to the end of the product code (see page A.10 and A.11).

PIANO DESKS • GUIDELINES FOR ORDERING PRODUCT

CODES: The price list uses a numbering system with meaningful alphanumeric characters to create a simple-to-understand product number. This makes specifying the product easy and accurate.

SPECIFICATION EXAMPLE OF A PIANO DESK UNIT

PRODUCT CODE:

DTDPR72304824
 D = Dufferin Series
 TDP = Piano "D" Shaped Table Desk
 R = Right Configuration
 7230 = Size of Worksurface: Width x Depth
 4824 = Size of End x Depth of Return Connection

CHOOSE FINISH OPTION:

Standard Finish:
 Choose Laminate Finish & Veneer Finish

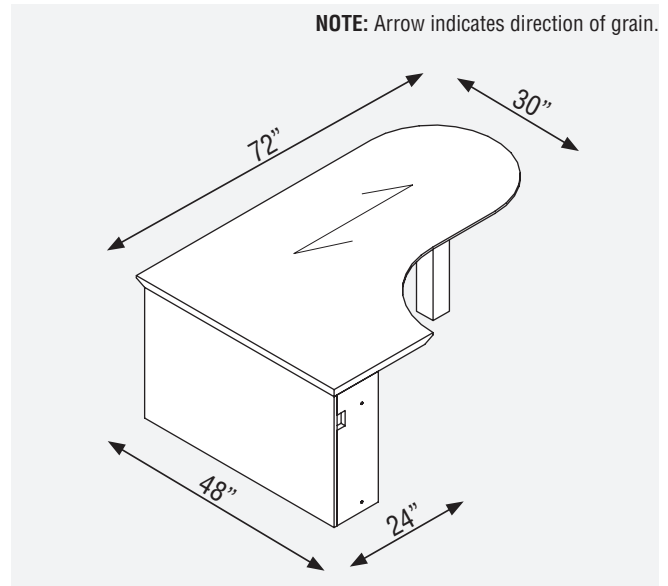
All Wood Finish:
 Choose Veneer Finish

All Laminate Finish:
 Choose Laminate Finish

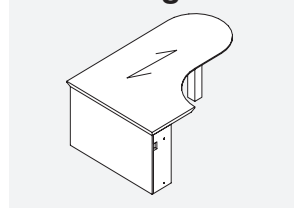
HANDLE OPTION:
 Choose a handle

Optional Grommet Locations:
 TE - Top End

For Grommet Location see Page A.13



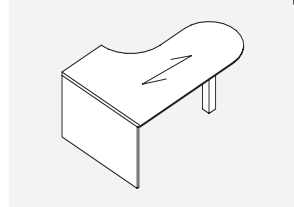
DTDPR • Right "D" Shaped Piano Table Desk



PRODUCT CODE	FINISH OPTIONS			SIZE (INCHES)			WEIGHT LBS	VOL FT3
	STANDARD	WOOD	LAMINATE	H	W	D		
DTDPR96304824	4900	5880	3920	29	96	48	217	77
DTDPR84304824	4358	5230	3486	29	84	48	198	68
DTDPR72304824	3821	4585	3057	29	72	48	178	58

- Square metal leg and full end panel, 30" deep work surface and 24" return connection

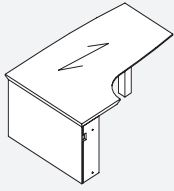
DTDPL • Left "D" Shaped Piano Table Desk



PRODUCT CODE	FINISH OPTIONS			SIZE (INCHES)			WEIGHT LBS	VOL FT3
	STANDARD	WOOD	LAMINATE	H	W	D		
DTDPL96304824	4900	5880	3920	29	96	48	217	77
DTDPL84304824	4358	5230	3486	29	84	48	198	68
DTDPL72304824	3821	4585	3057	29	72	48	178	58

- Square metal leg and full end panel, 30" deep work surface and 24" return connection

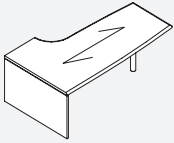
DTBPR • Right Boat Shaped Piano Table Desk



PRODUCT CODE	FINISH OPTIONS			SIZE (INCHES)			WEIGHT LBS	VOL FT3
	STANDARD	WOOD	LAMINATE	H	W	D		
DTBPR96364824	5516	6619	4413	29	96	48	217	87
DTBPR84364824	4903	5884	3922	29	84	48	198	76
DTBPR72364824	4296	5155	3437	29	72	48	178	65

• Square metal leg and full end panel, a 36" to 30" deep work surface and 24" return connection

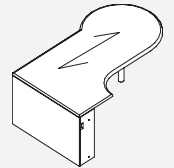
DTBPL • Left Boat Shaped Piano Table Desk



PRODUCT CODE	FINISH OPTIONS			SIZE (INCHES)			WEIGHT LBS	VOL FT3
	STANDARD	WOOD	LAMINATE	H	W	D		
DTBPL96364824	5516	6619	4413	29	96	48	217	87
DTBPL84364824	4903	5884	3922	29	84	48	198	76
DTBPL72364824	4296	5155	3437	29	72	48	178	65

• Square metal leg and full end panel, a 36" to 30" deep work surface and 24" return connection

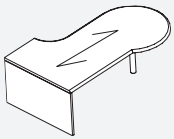
DTPPR • Right "P" Shaped Piano Table Desk



PRODUCT CODE	FINISH OPTIONS			SIZE (INCHES)			WEIGHT LBS	VOL FT3
	STANDARD	WOOD	LAMINATE	H	W	D		
DTPPR96424824	5592	6710	4474	29	96	54	241	97
DTPPR84424824	5000	6000	4000	29	84	54	219	85
DTPPR72424824	4637	5564	3710	29	72	54	197	73

• Square metal leg and full end panel, a 42" to 30" work surface and 24" return connection

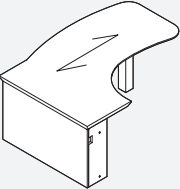
DTPPL • Left "P" Shaped Piano Table Desk



PRODUCT CODE	FINISH OPTIONS			SIZE (INCHES)			WEIGHT LBS	VOL FT3
	STANDARD	WOOD	LAMINATE	H	W	D		
DTPPL96424824	5592	6710	4474	29	96	54	241	97
DTPPL84424824	5000	6000	4000	29	84	54	219	85
DTPPL72424824	4637	5564	3710	29	72	54	197	73

• Square metal leg and full end panel, a 42" to 30" work surface and 24" return connection

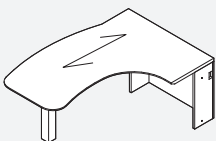
DBTHPR • Right Delta Shaped Piano Table Desk



PRODUCT CODE	FINISH OPTIONS			SIZE (INCHES)			WEIGHT LBS	VOL FT3
	STANDARD	WOOD	LAMINATE	H	W	D		
DBTHPR96304824	5516	6619	4413	29	96	54	241	87
DBTHPR84304824	4901	5881	3921	29	84	54	219	76
DBTHPR72304824	4522	5426	3618	29	72	54	197	65

• Square metal leg and full end panel, 24" return connection

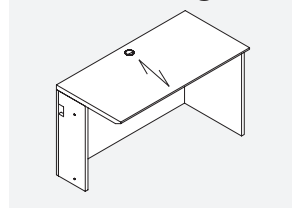
DBTHPL • Left Delta Shaped Piano Table Desk



PRODUCT CODE	FINISH OPTIONS			SIZE (INCHES)			WEIGHT LBS	VOL FT3
	STANDARD	WOOD	LAMINATE	H	W	D		
DBTHPL96304824	5516	6619	4413	29	96	54	241	87
DBTHPL84304824	4901	5881	3921	29	84	54	219	76
DBTHPL72304824	4522	5426	3618	29	72	54	197	65

• Square metal leg and full end panel, 24" return connection

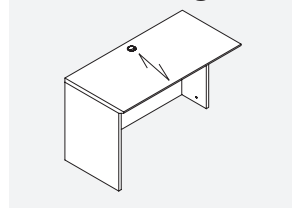
DVER • Linking Return Right



PRODUCT CODE	FINISH OPTIONS			SIZE (INCHES)			WEIGHT LBS	VOL FT ³
	STANDARD	WOOD	LAMINATE	H	W	D		
DVER9624CG	3236	3883	2589	29	96	24	171	39
DVER9024CG	3033	3640	2426	29	90	24	163	36
DVER8424CG	2831	3397	2265	29	84	24	156	34
DVER7824CG	2629	3155	2103	29	78	24	148	31
DVER7224CG	2429	2915	1943	29	72	24	140	29
DVER6624CG	2278	2734	1822	29	66	24	132	27
DVER6024CG	2129	2555	1703	29	60	24	125	24
DVER5424CG	2011	2413	1609	29	54	24	117	22
DVER4824CG	1887	2264	1510	29	48	24	109	19
DVER4224CG	1592	1910	1274	29	42	24	101	17
DVER3624CG	1534	1841	1227	29	36	24	94	15
DVER3024CG	1526	1831	1221	29	30	24	86	12
DVER2424CG	1267	1520	1014	29	24	24	78	10

- Used in conjunction with extended piano corner units or piano shaped desks

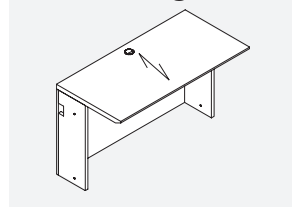
DVEL • Linking Return Left



PRODUCT CODE	FINISH OPTIONS			SIZE (INCHES)			WEIGHT LBS	VOL FT ³
	STANDARD	WOOD	LAMINATE	H	W	D		
DVEL9624CG	3236	3883	2589	29	96	24	171	39
DVEL9024CG	3033	3640	2426	29	90	24	163	36
DVEL8424CG	2831	3397	2265	29	84	24	156	34
DVEL7824CG	2629	3155	2103	29	78	24	148	31
DVEL7224CG	2429	2915	1943	29	72	24	140	29
DVEL6624CG	2278	2734	1822	29	66	24	132	27
DVEL6024CG	2129	2555	1703	29	60	24	125	24
DVEL5424CG	2011	2413	1609	29	54	24	117	22
DVEL4824CG	1887	2264	1510	29	48	24	109	19
DVEL4224CG	1592	1910	1274	29	42	24	101	17
DVEL3624CG	1534	1841	1227	29	36	24	94	15
DVEL3024CG	1526	1831	1221	29	30	24	86	12
DVEL2424CG	1267	1520	1014	29	24	24	78	10

- Used in conjunction with extended piano corner units or piano shaped desks

DBTN • Bridge for Extended Piano Corner Unit or Piano Shaped Desk



PRODUCT CODE	FINISH OPTIONS			SIZE (INCHES)			WEIGHT LBS	VOL FT ³
	STANDARD	WOOD	LAMINATE	H	W	D		
DBTN4824CG	1832	2198	1466	29	48	24	99	19
DBTN4224CG	1534	1841	1227	29	42	24	91	17
DBTN3624CG	1474	1769	1179	29	36	24	83	15
DBTN3024CG	1449	1739	1159	29	30	24	76	12
DBTN2424CG	1216	1459	973	29	24	24	68	10
DBTN1824CG	913	1096	730	29	18	24	60	8
DBTN1224CG	611	733	489	29	12	24	52	5

- With full back panel and recessed end panels

BRIDGES • TECHNICAL INFORMATION

- All Bridges are shipped knockdown.
- Not for use with Corner Units.
- To remove Cross Grain veneer pattern on Top, delete suffix "CG" from the product Number Code. (Available at no upcharge)
- All Bridges have Tops in wood, Chassis are in low pressure laminate.
- GM1 TC location is standard.
- To choose All Wood Finish, add suffix "W" to the end of the product code.
- To choose All Laminate Finish, add suffix "P1", "P2" or "P3" to the end of the product code (see page A.10 and A.11).

BRIDGES • GUIDELINES FOR ORDERING PRODUCT

CODES: The price list uses a numbering system with meaningful alphanumeric characters to create a simple-to-understand product number. This makes specifying the product easy and accurate.

SPECIFICATION EXAMPLE OF A BRIDGE UNIT

PRODUCT CODE:

DBT6024CG

D = Dufferin Series

BT = Bridge Top

6024 = Size: Width x Depth

CG = Cross Grain

CHOOSE FINISH OPTION:

Standard Finish:

Choose Laminate Finish & Veneer Finish

All Wood Finish:

Choose Veneer Finish

All Laminate Finish:

Choose Laminate Finish

Optional Grommet Locations (Additional):

TL - Top Left

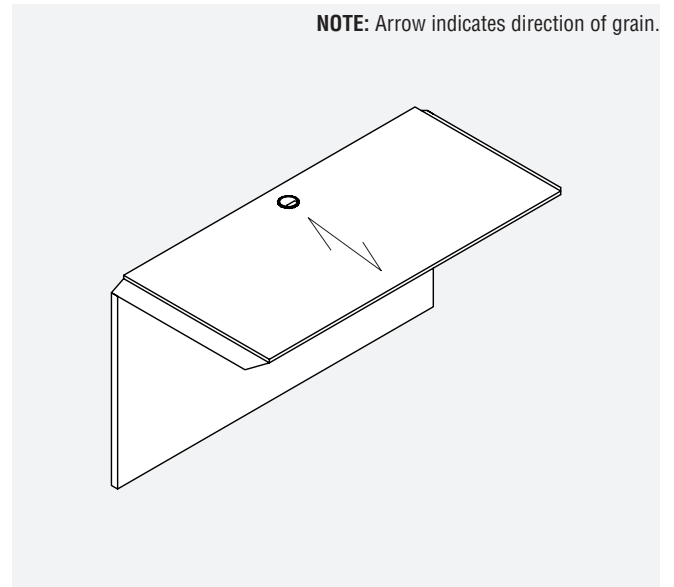
TR - Top Right

TC - Top Center

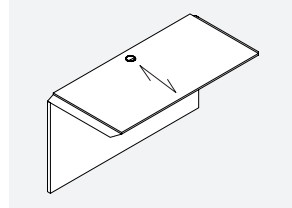
TEL - Top End Left

TER - Top End Right

For Grommet Location see Page A.13

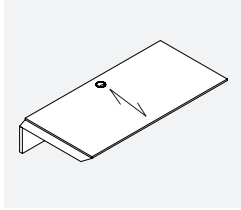


DBT • Executive Bridge Top with Full Back Panel



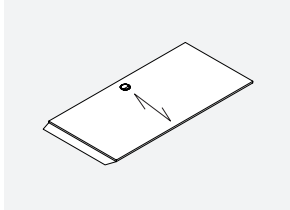
PRODUCT CODE	Finish options			SIZE (INCHES)			WEIGHT LBS	VOL FT3
	Standard	Wood	Laminate	H	W	D		
DBT6024CG	1897	2276	1518	29	60	24	115	10
DBT5424CG	1707	2048	1366	29	54	24	105	9
DBT4824CG	1518	1822	1214	29	48	24	96	8
DBT4224CG	1329	1595	1063	29	42	24	87	7
DBT6022CG	1703	2044	1362	29	60	22	111	9
DBT5422CG	1534	1841	1227	29	54	22	102	8
DBT4822CG	1363	1636	1090	29	48	22	93	7
DBT4222CG	1196	1435	957	29	42	22	84	6
DBT6020CG	1555	1866	1244	29	60	20	107	8
DBT5420CG	1396	1675	1117	29	54	20	98	8
DBT4820CG	1243	1492	994	29	48	20	90	7
DBT4220CG	1066	1279	853	29	42	20	81	6

DBT-Q8 • Executive Bridge Top with 8" Back Panel



PRODUCT CODE	Finish options			SIZE (INCHES)			WEIGHT LBS	VOL FT3
	Standard	Wood	Laminate	H	W	D		
DBT6024Q8CG	1703	2044	1362	9	60	24	84	10
DBT5424Q8CG	1538	1846	1230	9	54	24	78	9
DBT4824Q8CG	1364	1637	1091	9	48	24	72	8
DBT4224Q8CG	1196	1435	957	9	42	24	66	7
DBT6022Q8CG	1534	1841	1227	9	60	22	80	9
DBT5422Q8CG	1381	1657	1105	9	54	22	74	8
DBT4822Q8CG	1225	1470	980	9	48	22	68	7
DBT4222Q8CG	1074	1289	859	9	42	22	63	6
DBT6020Q8CG	1396	1675	1117	9	60	20	76	8
DBT5420Q8CG	1259	1511	1007	9	54	20	71	8
DBT4820Q8CG	1119	1343	895	9	48	20	65	7
DBT4220Q8CG	956	1147	765	9	42	20	60	6

DBT-T • Executive Bridge Top



PRODUCT CODE	Finish options			SIZE (INCHES)			WEIGHT LBS	VOL FT3
	Standard	Wood	Laminate	H	W	D		
DBT5424TCG	1024	1229	819	1	54	24	66	9
DBT4824TCG	911	1093	729	1	48	24	61	8
DBT4224TCG	796	955	637	1	42	24	56	7
DBT5422TCG	920	1104	736	1	54	22	62	8
DBT4822TCG	821	985	657	1	48	22	57	7
DBT4222TCG	718	862	574	1	42	22	53	6
DBT5420TCG	840	1008	672	1	54	20	58	8
DBT4820TCG	746	895	597	1	48	20	54	7
DBT4220TCG	642	770	514	1	42	20	50	6

CREDENZAS • TECHNICAL INFORMATION

- All Credenzas are shipped assembled.
- All Storage Cabinets include one adjustable shelf per set of doors.
- “F” and “G” depict 36” and “M” and “N” depict 30”.
- “F” and “N” indicate lateral file drawers and “G” and “M” indicate storage cabinets with doors.
- Credenza Shells accept Modular Storage. Use Modular Storage for top support allowing no more than 72” unsupported.
- Credenza Shells with a width of 96” and more will have a 12” middle support gable.

- Credenza Shells can not be completely filled with Modular Storage. If a Full Credenza is required, see appropriate pages in this section.
- Tops, door and drawer fronts are in wood. Chassis are in low pressure laminate.
- Handle must be specified:
 - Black and Brass Handle = Black Lock & Grommet.
 - Silver, Nickel and Tungsten Handle = Tungsten Lock & Grommet.
- To choose All Wood Finish, add suffix “W” to the end of the product code.
- To choose All Laminate Finish, add suffix “P1”, “P2” or “P3” to the end of the product code (see page A.10 and A.11).

CREDENZAS • GUIDELINES FOR ORDERING PRODUCT

CODES: The price list uses a numbering system with meaningful alphanumeric characters to create a simple-to-understand product number. This makes specifying the product easy and accurate.

SPECIFICATION EXAMPLE OF A CREDEZA UNIT

PRODUCT CODE:

DC7222FG

D = Dufferin Series

C = Full Storage Credenza

7222 = Size: Width x Depth

F = 36” Lateral File Drawer

G = 36” Storage Cabinet w/doors

CHOOSE FINISH OPTION:

Standard Finish:

Choose Laminate Finish & Veneer Finish

All Wood Finish:

Choose Veneer Finish

All Laminate Finish:

Choose Laminate Finish

HANDLE OPTION:

Choose a handle

Optional Grommet Locations:

TL - Top Left

TR - Top Right

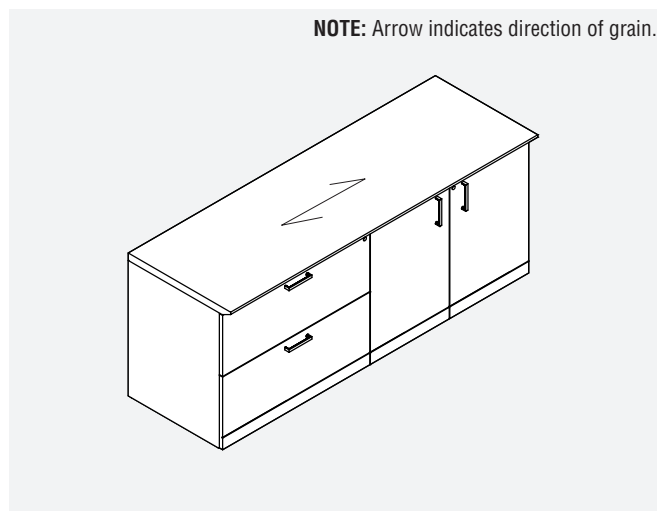
TC - Top Center

BL - Back Left

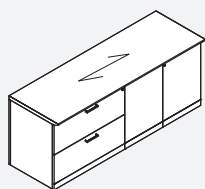
BR - Back Right

BC - Back Center

For Grommet Location see Page A.13

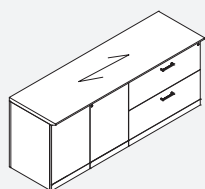


DC-XX • Full Storage Credenza with Lat. File on Left & Storage Cabinet on Right



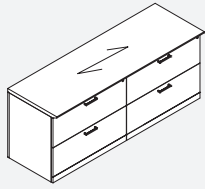
PRODUCT CODE	FINISH OPTIONS			SIZE (INCHES)			WEIGHT LBS	VOL FT3
	STANDARD	WOOD	LAMINATE	H	W	D		
DC7224FG	4756	5707	3805	29	72	24	261	29
DC6024NM	3964	4757	3171	29	60	24	232	24
DC7222FG	4362	5234	3490	29	72	22	249	27
DC6022NM	3635	4362	2908	29	60	22	222	22

DC-XX • Full Storage Credenza with Lat. File on Right & Storage Cabinet on Left



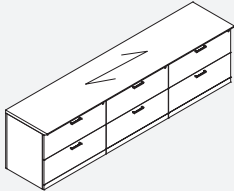
PRODUCT CODE	FINISH OPTIONS			SIZE (INCHES)			WEIGHT LBS	VOL FT3
	STANDARD	WOOD	LAMINATE	H	W	D		
DC7224GF	4756	5707	3805	29	72	24	261	29
DC6024MN	3964	4757	3171	29	60	24	232	24
DC7222GF	4362	5234	3490	29	72	22	249	27
DC6022MN	3635	4362	2908	29	60	22	222	22

DC-XX • Full Storage Credenza with 2 Sets of 36" or 30" Lat. Files



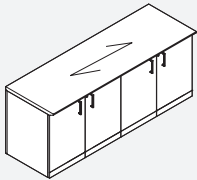
PRODUCT CODE	FINISH OPTIONS			SIZE (INCHES)			WEIGHT LBS	VOL FT3
	STANDARD	WOOD	LAMINATE	H	W	D		
DC7224FF	6083	7300	4866	29	72	24	278	29
DC6024NN	5558	6670	4446	29	60	24	252	24
DC7222FF	5577	6692	4462	29	72	22	268	27
DC6022NN	5112	6134	4090	29	60	22	243	22

DC-XXX • Full Storage Credenza with 3 Sets of 36" or 30" Lat. Files



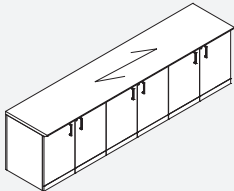
PRODUCT CODE	FINISH OPTIONS			SIZE (INCHES)			WEIGHT LBS	VOL FT3
	STANDARD	WOOD	LAMINATE	H	W	D		
DC10824FFF	10699	12839	8559	29	108	24	400	44
DC9024NNN	8920	10704	7136	29	90	24	361	36
DC10822FFF	9808	11770	7846	29	108	22	385	40
DC9022NNN	8178	9814	6542	29	90	22	348	33

DC-XX • Full Storage Credenza with 2 Sets of Storage Cabinets



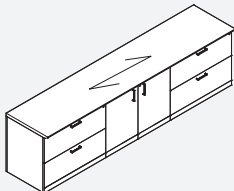
PRODUCT CODE	FINISH OPTIONS			SIZE (INCHES)			WEIGHT LBS	VOL FT3
	STANDARD	WOOD	LAMINATE	H	W	D		
DC7224GG	4512	5414	3610	29	72	24	243	29
DC6024MM	4139	4967	3311	29	60	24	212	24
DC7222GG	4138	4966	3310	29	72	22	231	27
DC6022MM	3794	4553	3035	29	60	22	201	22

DC-XXX • Full Storage Credenza with 3 Sets of Storage Cabinets



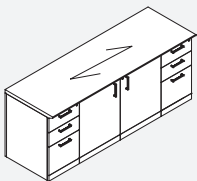
PRODUCT CODE	FINISH OPTIONS			SIZE (INCHES)			WEIGHT LBS	VOL FT3
	STANDARD	WOOD	LAMINATE	H	W	D		
DC10824GGG	8532	10238	6826	29	108	24	348	44
DC9024MMM	7112	8534	5690	29	90	24	301	36
DC10822GGG	7820	9384	6256	29	108	22	330	40
DC9022MMM	6518	7822	5214	29	90	22	285	33

DC-XXX • Full Storage Credenza with Lat. File, Storage Cabinet & Lat. File



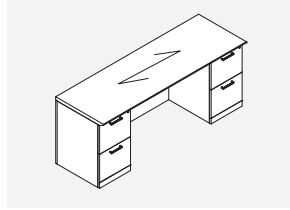
PRODUCT CODE	FINISH OPTIONS			SIZE (INCHES)			WEIGHT LBS	VOL FT3
	STANDARD	WOOD	LAMINATE	H	W	D		
DC10824FGF	9980	11976	7984	29	108	24	383	44
DC9024NMN	8313	9976	6650	29	90	24	341	36
DC10822FGF	9146	10975	7317	29	108	22	367	40
DC9022NMN	7624	9149	6099	29	90	22	327	33

DCD-D • Full Storage Credenza with BBF, Storage Cabinet & BBF



PRODUCT CODE	FINISH OPTIONS			SIZE (INCHES)			WEIGHT LBS	VOL FT3
	STANDARD	WOOD	LAMINATE	H	W	D		
DC7224DGD	5577	6692	4462	29	72	24	270	29
DC6024DMD	5112	6134	4090	29	60	24	244	24
DC7222DGD	5381	6457	4305	29	72	22	259	24
DC6022DMD	4932	5918	3946	29	60	22	234	20

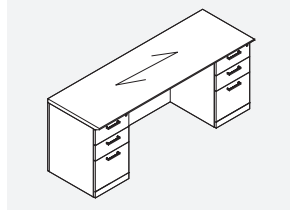
DCK-EE • Double Pedestal Credenza with FF on Left & FF on Right



PRODUCT CODE	FINISH OPTIONS			SIZE (INCHES)			WEIGHT LBS	VOL FT3
	STANDARD	WOOD	LAMINATE	H	W	D		
DCK8424EE	5829	6995	4663	29	84	24	250	34
DCK7824EE	5413	6496	4330	29	78	24	242	31
DCK7224EE	4998	5998	3998	29	72	24	234	29
DCK6624EE	4924	5909	3939	29	66	24	226	27
DCK6024EE	4583	5500	3666	29	60	24	219	24
DCK8422EE	5344	6413	4275	29	84	22	239	34
DCK7822EE	4963	5956	3970	29	78	22	232	31
DCK7222EE	4585	5502	3668	29	72	22	224	29
DCK6622EE	4512	5414	3610	29	66	22	217	27
DCK6022EE	4201	5041	3361	29	60	22	210	24

- Full height back panel
- Knee space

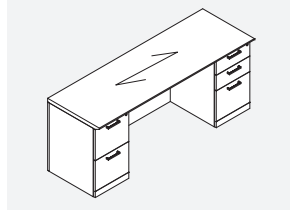
DCK-DD • Double Pedestal Credenza with BBF on Left & BBF on Right



PRODUCT CODE	FINISH OPTIONS			SIZE (INCHES)			WEIGHT LBS	VOL FT3
	STANDARD	WOOD	LAMINATE	H	W	D		
DCK8424DD	5829	6995	4663	29	84	24	248	34
DCK7824DD	5413	6496	4330	29	78	24	240	31
DCK7224DD	4998	5998	3998	29	72	24	233	29
DCK6624DD	4924	5909	3939	29	66	24	225	27
DCK6024DD	4583	5500	3666	29	60	24	217	24
DCK8422DD	5344	6413	4275	29	84	22	238	34
DCK7822DD	4963	5956	3970	29	78	22	230	31
DCK7222DD	4585	5502	3668	29	72	22	223	29
DCK6622DD	4512	5414	3610	29	66	22	216	27
DCK6022DD	4201	5041	3361	29	60	22	208	24

- Full height back panel
- Knee space

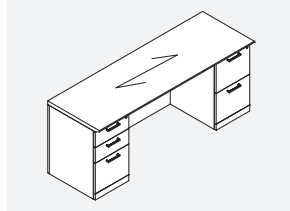
DCK-ED • Double Pedestal Credenza with FF on Left & BBF on Right



PRODUCT CODE	FINISH OPTIONS			SIZE (INCHES)			WEIGHT LBS	VOL FT3
	STANDARD	WOOD	LAMINATE	H	W	D		
DCK8424ED	5829	6995	4663	29	84	24	249	34
DCK7824ED	5413	6496	4330	29	78	24	241	31
DCK7224ED	4998	5998	3998	29	72	24	233	29
DCK6624ED	4924	5909	3939	29	66	24	226	27
DCK6024ED	4583	5500	3666	29	60	24	218	24
DCK8422ED	5344	6413	4275	29	84	22	238	34
DCK7822ED	4963	5956	3970	29	78	22	231	31
DCK7222ED	4585	5502	3668	29	72	22	224	29
DCK6622ED	4512	5414	3610	29	66	22	216	27
DCK6022ED	4201	5041	3361	29	60	22	209	24

- Full height back panel
- Knee space

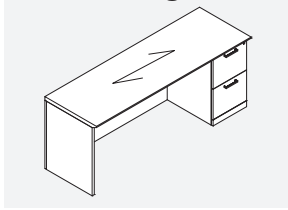
DCK-DE • Double Pedestal Credenza with BBF on Left & FF on Right



PRODUCT CODE	FINISH OPTIONS			SIZE (INCHES)			WEIGHT LBS	VOL FT3
	STANDARD	WOOD	LAMINATE	H	W	D		
DCK8424DE	5829	6995	4663	29	84	24	249	34
DCK7824DE	5413	6496	4330	29	78	24	241	31
DCK7224DE	4998	5998	3998	29	72	24	233	29
DCK6624DE	4924	5909	3939	29	66	24	226	27
DCK6024DE	4583	5500	3666	29	60	24	218	24
DCK8422DE	5344	6413	4275	29	84	22	238	34
DCK7822DE	4963	5956	3970	29	78	22	231	31
DCK7222DE	4585	5502	3668	29	72	22	224	29
DCK6622DE	4512	5414	3610	29	66	22	216	27
DCK6022DE	4201	5041	3361	29	60	22	209	24

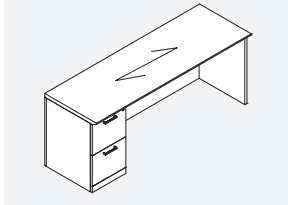
- Full height back panel
- Knee space

DCR-E • Single Pedestal Credenza with FF on Right



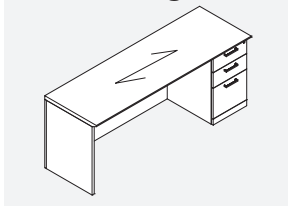
PRODUCT CODE	FINISH OPTIONS			SIZE (INCHES)			WEIGHT LBS	VOL FT3
	STANDARD	WOOD	LAMINATE	H	W	D		
DCR8424E	4406	5287	3525	29	84	24	208	34
DCR7824E	4093	4912	3274	29	78	24	200	31
DCR7224E	3775	4530	3020	29	72	24	192	29
DCR6624E	3637	4364	2910	29	66	24	185	27
DCR6024E	3306	3967	2645	29	60	24	177	24
DCR8422E	4040	4848	3232	29	84	22	198	34
DCR7822E	3752	4502	3002	29	78	22	191	31
DCR7222E	3460	4152	2768	29	72	22	184	29
DCR6622E	3333	4000	2666	29	66	22	176	27
DCR6022E	3032	3638	2426	29	60	22	169	24

DCL-E • Single Pedestal Credenza with FF on Left



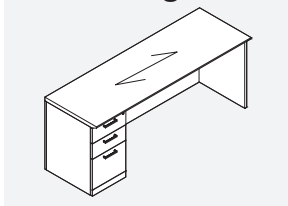
PRODUCT CODE	FINISH OPTIONS			SIZE (INCHES)			WEIGHT LBS	VOL FT3
	STANDARD	WOOD	LAMINATE	H	W	D		
DCL8424E	4406	5287	3525	29	84	24	208	34
DCL7824E	4093	4912	3274	29	78	24	200	31
DCL7224E	3775	4530	3020	29	72	24	192	29
DCL6624E	3637	4364	2910	29	66	24	185	27
DCL6024E	3306	3967	2645	29	60	24	177	24
DCL8422E	4040	4848	3232	29	84	22	198	34
DCL7822E	3752	4502	3002	29	78	22	191	31
DCL7222E	3460	4152	2768	29	72	22	184	29
DCL6622E	3333	4000	2666	29	66	22	176	27
DCL6022E	3032	3638	2426	29	60	22	169	24

DCR-D • Single Pedestal Credenza with BBF on Right



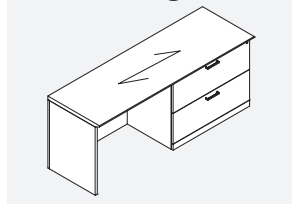
PRODUCT CODE	FINISH OPTIONS			SIZE (INCHES)			WEIGHT LBS	VOL FT3
	STANDARD	WOOD	LAMINATE	H	W	D		
DCR8424D	4406	5287	3525	29	84	24	207	34
DCR7824D	4093	4912	3274	29	78	24	199	31
DCR7224D	3775	4530	3020	29	72	24	192	29
DCR6624D	3637	4364	2910	29	66	24	184	27
DCR6024D	3306	3967	2645	29	60	24	176	24
DCR8422D	4040	4848	3232	29	84	22	198	34
DCR7822D	3752	4502	3002	29	78	22	190	31
DCR7222D	3460	4152	2768	29	72	22	183	29
DCR6622D	3333	4000	2666	29	66	22	175	27
DCR6022D	3032	3638	2426	29	60	22	168	24

DCL-D • Single Pedestal Credenza with BBF on Left



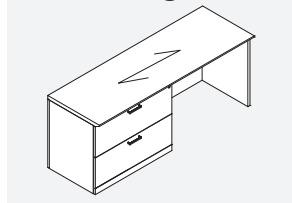
PRODUCT CODE	FINISH OPTIONS			SIZE (INCHES)			WEIGHT LBS	VOL FT3
	STANDARD	WOOD	LAMINATE	H	W	D		
DCL8424D	4406	5287	3525	29	84	24	207	34
DCL7824D	4093	4912	3274	29	78	24	199	31
DCL7224D	3775	4530	3020	29	72	24	192	29
DCL6624D	3637	4364	2910	29	66	24	184	27
DCL6024D	3306	3967	2645	29	60	24	176	24
DCL8422D	4040	4848	3232	29	84	22	198	34
DCL7822D	3752	4502	3002	29	78	22	190	31
DCL7222D	3460	4152	2768	29	72	22	183	29
DCL6622D	3333	4000	2666	29	66	22	175	27
DCL6022D	3032	3638	2426	29	60	22	168	24

DCR-F • Single Pedestal Credenza with 36" Lat. File on Right



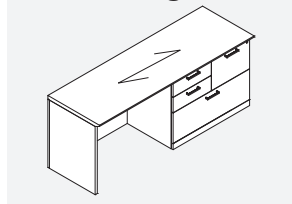
PRODUCT CODE	FINISH OPTIONS			SIZE (INCHES)			WEIGHT LBS	VOL FT3
	STANDARD	WOOD	LAMINATE	H	W	D		
DCR8424F	5123	6148	4098	29	84	24	236	34
DCR7824F	4754	5705	3803	29	78	24	228	31
DCR7224F	4393	5272	3514	29	72	24	220	29
DCR6624F	4229	5075	3383	29	66	24	212	27
DCR6024F	3837	4604	3070	29	60	24	205	24
DCR8422F	4694	5633	3755	29	84	22	225	31
DCR7822F	4359	5231	3487	29	78	22	218	29
DCR7222F	4025	4830	3220	29	72	22	211	27
DCR6622F	3877	4652	3102	29	66	22	203	24
DCR6022F	3518	4222	2814	29	60	22	196	22

DCL-F • Single Pedestal Credenza with 36" Lat. File on Left



PRODUCT CODE	FINISH OPTIONS			SIZE (INCHES)			WEIGHT LBS	VOL FT3
	STANDARD	WOOD	LAMINATE	H	W	D		
DCL8424F	5123	6148	4098	29	84	24	236	34
DCL7824F	4754	5705	3803	29	78	24	228	31
DCL7224F	4393	5272	3514	29	72	24	220	29
DCL6624F	4229	5075	3383	29	66	24	212	27
DCL6024F	3837	4604	3070	29	60	24	205	24
DCL8422F	4694	5633	3755	29	84	22	225	31
DCL7822F	4359	5231	3487	29	78	22	218	29
DCL7222F	4025	4830	3220	29	72	22	211	27
DCL6622F	3877	4652	3102	29	66	22	203	24
DCL6022F	3518	4222	2814	29	60	22	196	22

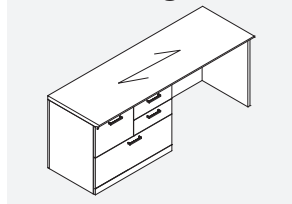
DCR-Z • Single Pedestal Credenza with Combination Storage on Right



PRODUCT CODE	FINISH OPTIONS			SIZE (INCHES)			WEIGHT LBS	VOL FT3
	STANDARD	WOOD	LAMINATE	H	W	D		
DCR8424Z	5597	6716	4478	29	84	24	242	34
DCR7824Z	5194	6233	4155	29	78	24	234	31
DCR7224Z	4797	5756	3838	29	72	24	226	29
DCR6624Z	4613	5536	3690	29	66	24	218	27
DCR6024Z	4193	5032	3354	29	60	24	211	24
DCR8422Z	5126	6151	4101	29	84	22	231	31
DCR7822Z	4765	5718	3812	29	78	22	224	29
DCR7222Z	4397	5276	3518	29	72	22	217	27
DCR6622Z	4232	5078	3386	29	66	22	209	24
DCR6022Z	3848	4618	3078	29	60	22	202	22

• Modular combination storage with 1 lat. file, 2 boxes top left & 1 file top right

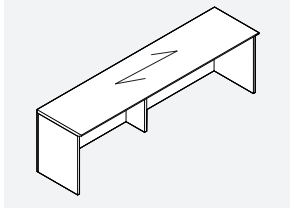
DCL-Z • Single Pedestal Credenza with Combination Storage on Left



PRODUCT CODE	FINISH OPTIONS			SIZE (INCHES)			WEIGHT LBS	VOL FT3
	STANDARD	WOOD	LAMINATE	H	W	D		
DCL8424Z	5597	6716	4478	29	84	24	242	34
DCL7824Z	5194	6233	4155	29	78	24	234	31
DCL7224Z	4797	5756	3838	29	72	24	226	29
DCL6624Z	4613	5536	3690	29	66	24	218	27
DCL6024Z	4193	5032	3354	29	60	24	211	24
DCL8422Z	5126	6151	4101	29	84	22	231	31
DCL7822Z	4765	5718	3812	29	78	22	224	29
DCL7222Z	4397	5276	3518	29	72	22	217	27
DCL6622Z	4232	5078	3386	29	66	22	209	24
DCL6022Z	3848	4618	3078	29	60	22	202	22

• Modular combination storage with 1 lat. file, 1 file top left & 2 boxes top right

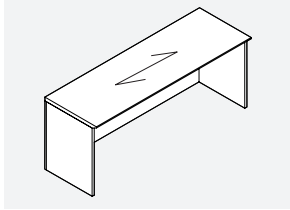
DC • Credenza Shell with Full Back Panel



PRODUCT CODE	FINISH OPTIONS			SIZE (INCHES)			WEIGHT LBS	VOL FT ³
	STANDARD	WOOD	LAMINATE	H	W	D		
DC10824	3726	4471	2981	29	108	24	197	44
DC10224	3518	4222	2814	29	102	24	189	41
DC9624	3314	3977	2651	29	96	24	182	39
DC10822	3417	4100	2734	29	108	22	187	40
DC10222	3224	3869	2579	29	102	22	180	38
DC9622	3036	3643	2429	29	96	22	172	35

• With middle support

DC • Credenza Shell with Full Back Panel



PRODUCT CODE	FINISH OPTIONS			SIZE (INCHES)			WEIGHT LBS	VOL FT ³
	STANDARD	WOOD	LAMINATE	H	W	D		
DC9024	3106	3727	2485	29	90	24	174	36
DC8424	2900	3480	2320	29	84	24	166	34
DC7824	2691	3229	2153	29	78	24	158	31
DC7224	2487	2984	1990	29	72	24	151	29
DC6624	2398	2878	1918	29	66	24	143	27
DC6024	2174	2609	1739	29	60	24	135	24
DC5424	2059	2471	1647	29	54	24	127	22
DC4824	1946	2335	1557	29	48	24	120	19
DC4224	1648	1978	1318	29	42	24	112	17
DC9022	2846	3415	2277	29	90	22	165	33
DC8422	2659	3191	2127	29	84	22	157	31
DC7822	2466	2959	1973	29	78	22	150	29
DC7222	2278	2734	1822	29	72	22	143	27
DC6622	2194	2633	1755	29	66	22	135	24
DC6022	1993	2392	1594	29	60	22	128	22
DC5422	1887	2264	1510	29	54	22	121	20
DC4822	1786	2143	1429	29	48	22	113	18
DC4222	1511	1813	1209	29	42	22	106	16

CORNERS AND COMPONENTS • TECHNICAL INFORMATION

- All Corner Components have Tops in wood, Chassis are in low pressure laminate.
- Corners**
- All units are shipped assembled.
- Unit includes grommets shown and installed horizontal wire management.
- Linking Bridge**
- Handed by full end panel.
- Linking Return**

- Unit includes grommets shown and installed horizontal wire management.
- Handed by full end panel.
- Table**
- Unit includes grommets shown and installed horizontal wire management.
- To choose All Wood Finish, add suffix "W" to the end of the product code.
- To choose All Laminate Finish, add suffix "P1", "P2" or "P3" to the end of the product code (see page A.10 and A.11).

CORNERS AND COMPONENTS • GUIDELINES FOR ORDERING PRODUCT

CODES: The price list uses a numbering system with meaningful alphanumeric characters to create a simple-to-understand product number. This makes specifying the product easy and accurate.

SPECIFICATION EXAMPLE OF A CORNER UNIT

PRODUCT CODE:

DE484824
 D = Dufferin Series
 E = Corner Table with Straight Front
 4848 = Size: Width x Depth
 24 = Linking Bridge Depth Size

CHOOSE FINISH OPTION:

Standard Finish:
 Choose Laminate Finish & Veneer Finish

All Wood Finish:

Choose Veneer Finish

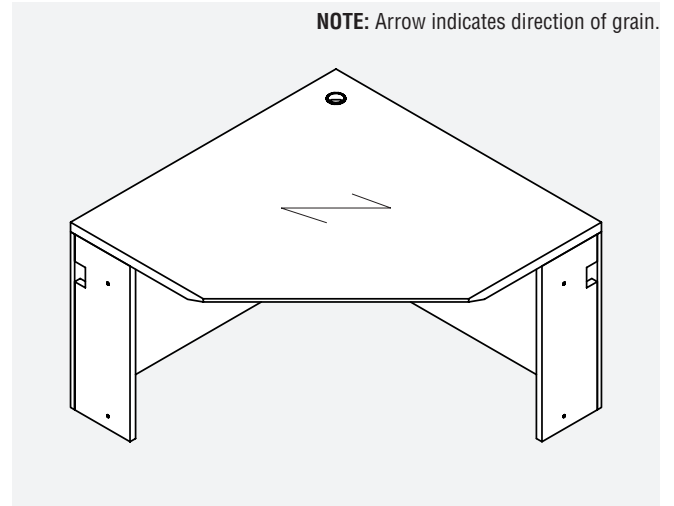
All Laminate Finish:

Choose Laminate Finish

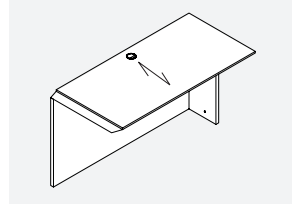
HANDLE OPTION:

Choose a handle

For Grommet Location see Page A.13



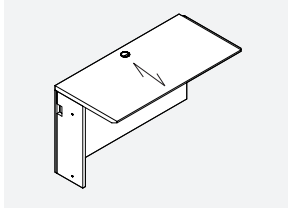
DBT-NLR • Right Linking Bridge to join Corner Worksurface to Desk or Credenza



PRODUCT CODE	FINISH OPTIONS			SIZE (INCHES)			WEIGHT LBS	VOL FT ³
	STANDARD	WOOD	LAMINATE	H	W	D		
DBT6024NLR CG	1879	2255	1503	29	60	24	120	24
DBT5424NLR CG	1692	2030	1354	29	54	24	110	22
DBT4824NLR CG	1501	1801	1201	29	48	24	101	19
DBT4224NLR CG	1220	1464	976	29	42	24	92	17
DBT3624NLR CG	1106	1327	885	29	36	24	82	15
DBT3024NLR CG	1080	1296	864	29	30	24	73	12
DBT6022NLR CG	1790	2148	1432	29	60	22	116	22
DBT5422NLR CG	1610	1932	1288	29	54	22	107	20
DBT4822NLR CG	1431	1717	1145	29	48	22	98	18
DBT4222NLR CG	1161	1393	929	29	42	22	89	16
DBT3622NLR CG	1054	1265	843	29	36	22	80	13
DBT3022NLR CG	1026	1231	821	29	30	22	71	11

- With full back panel

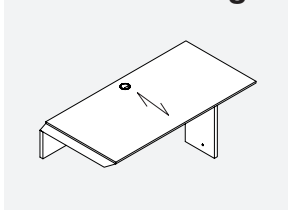
DBT-NLL • Left Linking Bridge to join Corner Worksurface to Desk or Credenza



PRODUCT CODE	FINISH OPTIONS			SIZE (INCHES)			WEIGHT LBS	VOL FT ³
	STANDARD	WOOD	LAMINATE	H	W	D		
DBT6024NLLCG	1879	2255	1503	29	60	24	120	24
DBT5424NLLCG	1692	2030	1354	29	54	24	110	22
DBT4824NLLCG	1501	1801	1201	29	48	24	101	19
DBT4224NLLCG	1220	1464	976	29	42	24	92	17
DBT3624NLLCG	1106	1327	885	29	36	24	82	15
DBT3024NLLCG	1080	1296	864	29	30	24	73	12
DBT6022NLLCG	1790	2148	1432	29	60	22	116	22
DBT5422NLLCG	1610	1932	1288	29	54	22	107	20
DBT4822NLLCG	1431	1717	1145	29	48	22	98	18
DBT4222NLLCG	1161	1393	929	29	42	22	89	16
DBT3622NLLCG	1054	1265	843	29	36	22	80	13
DBT3022NLLCG	1026	1231	821	29	30	22	71	11

• With full back panel

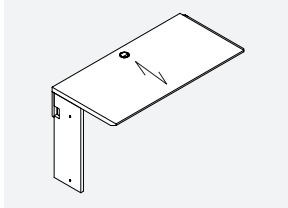
DBT-NLR-Q8 • Right Linking Bridge to join Corner Worksurface to Desk or Credenza



PRODUCT CODE	FINISH OPTIONS			SIZE (INCHES)			WEIGHT LBS	VOL FT ³
	STANDARD	WOOD	LAMINATE	H	W	D		
DBT6024NLRQ8CG	1692	2030	1354	29	60	24	89	24
DBT5424NLRQ8CG	1526	1831	1221	29	54	24	83	22
DBT4824NLRQ8CG	1356	1627	1085	29	48	24	77	19
DBT4224NLRQ8CG	1096	1315	877	29	42	24	70	17
DBT3624NLRQ8CG	998	1198	798	29	36	24	64	15
DBT3024NLRQ8CG	974	1169	779	29	30	24	58	12
DBT6022NLRQ8CG	1610	1932	1288	29	60	22	85	22
DBT5422NLRQ8CG	1451	1741	1161	29	54	22	79	20
DBT4822NLRQ8CG	1291	1549	1033	29	48	22	73	18
DBT4222NLRQ8CG	1042	1250	834	29	42	22	68	16
DBT3622NLRQ8CG	950	1140	760	29	36	22	62	13
DBT3022NLRQ8CG	929	1115	743	29	30	22	56	11

• With 8" back panel

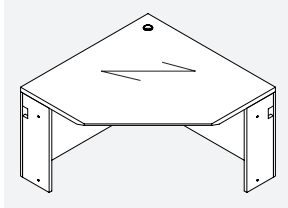
DBT-NLL-Q8 • Left Linking Bridge to join Corner Worksurface to Desk or Credenza



PRODUCT CODE	FINISH OPTIONS			SIZE (INCHES)			WEIGHT LBS	VOL FT ³
	STANDARD	WOOD	LAMINATE	H	W	D		
DBT6024NLLQ8CG	1692	2030	1354	29	60	24	89	24
DBT5424NLLQ8CG	1526	1831	1221	29	54	24	83	22
DBT4824NLLQ8CG	1356	1627	1085	29	48	24	77	19
DBT4224NLLQ8CG	1096	1315	877	29	42	24	70	17
DBT3624NLLQ8CG	998	1198	798	29	36	24	64	15
DBT3024NLLQ8CG	974	1169	779	29	30	24	58	12
DBT6022NLLQ8CG	1610	1932	1288	29	60	22	85	22
DBT5422NLLQ8CG	1451	1741	1161	29	54	22	79	20
DBT4822NLLQ8CG	1291	1549	1033	29	48	22	73	18
DBT4222NLLQ8CG	1042	1250	834	29	42	22	68	16
DBT3622NLLQ8CG	950	1140	760	29	36	22	62	13
DBT3022NLLQ8CG	929	1115	743	29	30	22	56	11

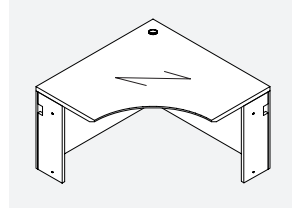
• With 8" back panel

DE • Corner Table to be used with Linking Returns & Linking Bridges



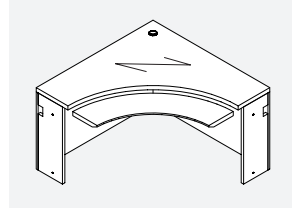
PRODUCT CODE	FINISH OPTIONS			SIZE (INCHES)			WEIGHT LBS	VOL FT ³
	STANDARD	WOOD	LAMINATE	H	W	D		
DE484824	2704	3245	2163	29	48	48	175	39
DE424224	2074	2489	1659	29	42	42	148	30
DE363624	1968	2362	1574	29	36	36	124	22
DE484822	2704	3245	2163	29	48	48	175	39
DE424222	2074	2489	1659	29	42	42	148	30
DE363622	1968	2362	1574	29	36	36	124	22

DEK • Corner Table to be used with Linking Returns & Linking Bridges



PRODUCT CODE	FINISH OPTIONS			SIZE (INCHES)			WEIGHT LBS	VOL FT3
	STANDARD	WOOD	LAMINATE	H	W	D		
DEK484824	3112	3734	2490	29	48	48	175	39
DEK424224	2379	2855	1903	29	42	42	148	30
DEK363624	2263	2716	1810	29	36	36	124	22
DEK484822	3112	3734	2490	29	48	48	175	39
DEK424222	2379	2855	1903	29	42	42	148	30
DEK363622	2263	2716	1810	29	36	36	124	22

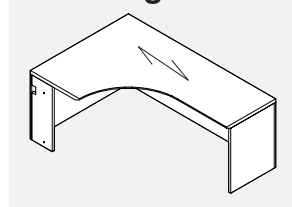
DEKS • Corner Table to be used with Linking Returns & Linking Bridges



PRODUCT CODE	FINISH OPTIONS			SIZE (INCHES)			WEIGHT LBS	VOL FT3
	STANDARD	WOOD	LAMINATE	H	W	D		
DEKS484824	5167	6200	4134	29	48	48	175	39
DEKS424224	4329	5195	3463	29	42	42	148	30
DEKS363624	4191	5029	3353	29	36	36	124	22
DEKS484822	5167	6200	4134	29	48	48	175	39
DEKS424222	4329	5195	3463	29	42	42	148	30
DEKS363622	4191	5029	3353	29	36	36	124	22

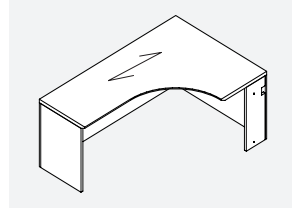
- With 2 end panels and inner curve
- Adj. keyboard tray and an articulating arm

DEKR • Right Extended Corner Table with 24" Return Connection



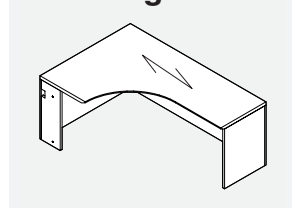
PRODUCT CODE	FINISH OPTIONS			SIZE (INCHES)			WEIGHT LBS	VOL FT3
	STANDARD	WOOD	LAMINATE	H	W	D		
DEKR489624	4837	5804	3870	29	96	48	300	77
DEKR489024	4569	5483	3655	29	90	48	285	73
DEKR488424	4516	5419	3613	29	84	48	271	68
DEKR487824	4494	5393	3595	29	78	48	257	63
DEKR487224	4269	5123	3415	29	72	48	243	58
DEKR486624	3981	4777	3185	29	66	48	229	52
DEKR486024	3693	4432	2954	29	60	48	215	48

DEKL • Left Extended Corner Table with 24" Return Connection



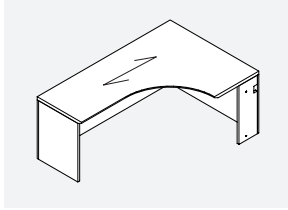
PRODUCT CODE	FINISH OPTIONS			SIZE (INCHES)			WEIGHT LBS	VOL FT3
	STANDARD	WOOD	LAMINATE	H	W	D		
DEKL964824	4837	5804	3870	29	96	48	300	77
DEKL904824	4569	5483	3655	29	90	48	285	73
DEKL844824	4516	5419	3613	29	84	48	271	68
DEKL784824	4494	5393	3595	29	78	48	257	63
DEKL724824	4269	5123	3415	29	72	48	243	58
DEKL664824	3981	4777	3185	29	66	48	229	52
DEKL604824	3693	4432	2954	29	60	48	215	48

DEKR • Right Extended Corner Table with 22" Return Connection



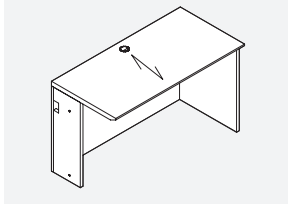
PRODUCT CODE	FINISH OPTIONS			SIZE (INCHES)			WEIGHT LBS	VOL FT3
	STANDARD	WOOD	LAMINATE	H	W	D		
DEKR489622	4837	5804	3870	29	96	48	299	77
DEKR489022	4569	5483	3655	29	90	48	285	73
DEKR488422	4516	5419	3613	29	84	48	270	68
DEKR487822	4494	5393	3595	29	78	48	256	63
DEKR487222	4269	5123	3415	29	72	48	242	58
DEKR486622	3981	4777	3185	29	66	48	228	52
DEKR486022	3693	4432	2954	29	60	48	214	48

DEKL • Left Extended Corner Table with 22" Return Connection



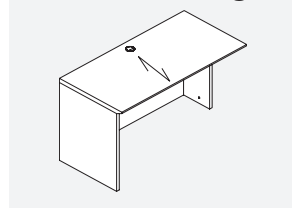
PRODUCT CODE	FINISH OPTIONS			SIZE (INCHES)			WEIGHT LBS	VOL FT3
	STANDARD	WOOD	LAMINATE	H	W	D		
DEKL964822	4837	5804	3870	29	96	48	299	77
DEKL904822	4569	5483	3655	29	90	48	285	73
DEKL844822	4516	5419	3613	29	84	48	270	68
DEKL784822	4494	5393	3595	29	78	48	256	63
DEKL724822	4269	5123	3415	29	72	48	242	58
DEKL664822	3981	4777	3185	29	66	48	228	52
DEKL604822	3693	4432	2954	29	60	48	214	48

DVR • Right Linking Return to be used with Corner Unit



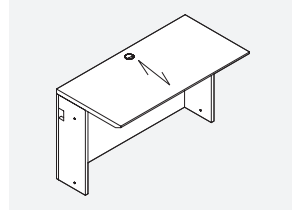
PRODUCT CODE	FINISH OPTIONS			SIZE (INCHES)			WEIGHT LBS	VOL FT3
	STANDARD	WOOD	LAMINATE	H	W	D		
DVR9624CG	3115	3738	2492	29	96	24	186	39
DVR9024CG	2921	3505	2337	29	90	24	177	36
DVR8424CG	2729	3275	2183	29	84	24	167	34
DVR7824CG	2531	3037	2025	29	78	24	158	31
DVR7224CG	2338	2806	1870	29	72	24	149	29
DVR6624CG	2192	2630	1754	29	66	24	140	27
DVR6024CG	2049	2459	1639	29	60	24	130	24
DVR5424CG	1933	2320	1546	29	54	24	121	22
DVR4824CG	1815	2178	1452	29	48	24	112	19
DVR4224CG	1531	1837	1225	29	42	24	102	17
DVR3624CG	1474	1769	1179	29	36	24	93	15
DVR3024CG	1451	1741	1161	29	30	24	84	12
DVR2424CG	1216	1459	973	29	24	24	75	10
DVR9622CG	2966	3559	2373	29	96	22	179	39
DVR9022CG	2785	3342	2228	29	90	22	171	36
DVR8422CG	2598	3118	2078	29	84	22	162	34
DVR7822CG	2408	2890	1926	29	78	22	153	31
DVR7222CG	2226	2671	1781	29	72	22	144	29
DVR6622CG	2090	2508	1672	29	66	22	135	27
DVR6022CG	1954	2345	1563	29	60	22	126	24
DVR5422CG	1844	2213	1475	29	54	22	117	22
DVR4822CG	1731	2077	1385	29	48	22	109	19
DVR4222CG	1458	1750	1166	29	42	22	100	17
DVR3622CG	1403	1684	1122	29	36	22	91	15
DVR3022CG	1381	1657	1105	29	30	22	82	12
DVR2422CG	1161	1393	929	29	24	22	73	10

DVL • Left Linking Return to be used with Corner Unit



PRODUCT CODE	FINISH OPTIONS			SIZE (INCHES)			WEIGHT LBS	VOL FT ³
	STANDARD	WOOD	LAMINATE	H	W	D		
DVL9624CG	3115	3738	2492	29	96	24	186	39
DVL9024CG	2921	3505	2337	29	90	24	177	36
DVL8424CG	2729	3275	2183	29	84	24	167	34
DVL7824CG	2531	3037	2025	29	78	24	158	31
DVL7224CG	2338	2806	1870	29	72	24	149	29
DVL6624CG	2192	2630	1754	29	66	24	140	27
DVL6024CG	2049	2459	1639	29	60	24	130	24
DVL5424CG	1933	2320	1546	29	54	24	121	22
DVL4824CG	1815	2178	1452	29	48	24	112	19
DVL4224CG	1531	1837	1225	29	42	24	102	17
DVL3624CG	1474	1769	1179	29	36	24	93	15
DVL3024CG	1451	1741	1161	29	30	24	84	12
DVL2424CG	1216	1459	973	29	24	24	75	10
DVL9622CG	2966	3559	2373	29	96	22	179	39
DVL9022CG	2785	3342	2228	29	90	22	171	36
DVL8422CG	2598	3118	2078	29	84	22	162	34
DVL7822CG	2408	2890	1926	29	78	22	153	31
DVL7222CG	2226	2671	1781	29	72	22	144	29
DVL6622CG	2090	2508	1672	29	66	22	135	27
DVL6022CG	1954	2345	1563	29	60	22	126	24
DVL5422CG	1844	2213	1475	29	54	22	117	22
DVL4822CG	1731	2077	1385	29	48	22	109	19
DVL4222CG	1458	1750	1166	29	42	22	100	17
DVL3622CG	1403	1684	1122	29	36	22	91	15
DVL3022CG	1381	1657	1105	29	30	22	82	12
DVL2422CG	1161	1393	929	29	24	22	73	10

DV • Center Surface with Recessed End Panels



PRODUCT CODE	FINISH OPTIONS			SIZE (INCHES)			WEIGHT LBS	VOL FT ³
	STANDARD	WOOD	LAMINATE	H	W	D		
DV9624CG	3044	3653	2435	29	96	24	180	39
DV9024CG	2853	3424	2282	29	90	24	171	36
DV8424CG	2663	3196	2130	29	84	24	161	34
DV7824CG	2471	2965	1977	29	78	24	152	31
DV7224CG	2281	2737	1825	29	72	24	143	29
DV6624CG	2139	2567	1711	29	66	24	134	27
DV6024CG	1996	2395	1597	29	60	24	124	24
DV5424CG	1879	2255	1503	29	54	24	115	22
DV4824CG	1763	2116	1410	29	48	24	106	19
DV4224CG	1625	1950	1300	29	42	24	97	17
DV3624CG	1474	1769	1179	29	36	24	87	15
DV3024CG	1395	1674	1116	29	30	24	78	12
DV2424CG	1170	1404	936	29	24	24	69	10
DV9622CG	2900	3480	2320	29	96	22	174	35
DV9022CG	2719	3263	2175	29	90	22	165	33
DV8422CG	2538	3046	2030	29	84	22	156	31
DV7822CG	2354	2825	1883	29	78	22	147	29
DV7222CG	2173	2608	1738	29	72	22	138	27
DV6622CG	2036	2443	1629	29	66	22	129	24
DV6022CG	1901	2281	1521	29	60	22	120	22
DV5422CG	1790	2148	1432	29	54	22	112	20
DV4822CG	1679	2015	1343	29	48	22	103	18
DV4222CG	1403	1684	1122	29	42	22	94	16
DV3622CG	1356	1627	1085	29	36	22	85	13
DV3022CG	1330	1596	1064	29	30	22	76	11
DV2422CG	1114	1337	891	29	24	22	67	9

MODULAR STORAGE • TECHNICAL INFORMATION

- All storage components are shipped assembled.
- Components 28" high are intended for use with a Desk, Credenza or Return Shell
- Modular Cabinets and Bookcases 48" and 54" high do not have a profiled top. If a profiled top is required, please see Page H.8 to H.11 of this section.
- Tops, door and drawer fronts and all exposed shelves are in wood. Chassis are in low pressure laminate.
- Handle must be specified:
 - Black and Brass Handle = Black Lock & Grommet.
 - Silver, Nickel and Tungsten Handle = Tungsten Lock & Grommet.
- To choose All Wood Finish, add suffix "W" to the end of the product code.
- To choose All Laminate Finish, add suffix "P1", "P2" or "P3" to the end of the product code (see page A.10 and A.11).

MODULAR STORAGE • GUIDELINES FOR ORDERING PRODUCT

CODES: The price list uses a numbering system with meaningful alphanumeric characters to create a simple-to-understand product number. This makes specifying the product easy and accurate.

SPECIFICATION EXAMPLE OF A LATERAL FILE UNIT

PRODUCT CODE:

DWF
 D = Dufferin Series
 W = Modular/Freestanding Unit
 F = 36" wide Lateral File

CHOOSE FINISH OPTION:

Standard Finish:
 Choose Laminate Finish & Veneer Finish

All Wood Finish:

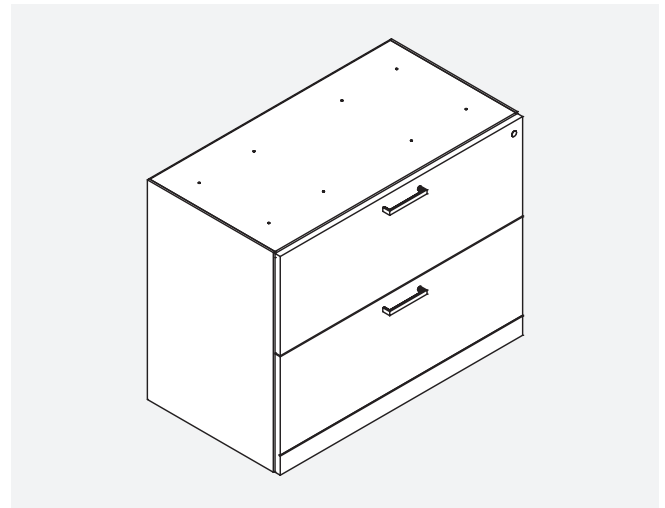
Choose Veneer Finish

All Laminate Finish:

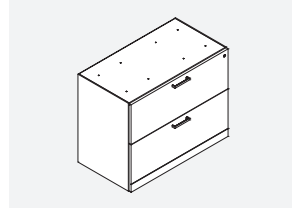
Choose Laminate Finish

HANDLE OPTION:

Choose a handle

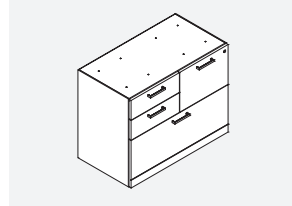


DW-F/N • Modular Lateral File



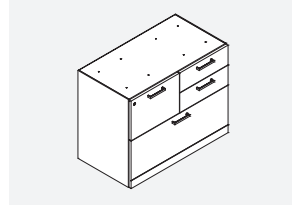
PRODUCT CODE	FINISH OPTIONS			SIZE (INCHES)			WEIGHT LBS	VOL FT3
	STANDARD	WOOD	LAMINATE	H	W	D		
DWF	2181	2617	1745	27.5	36	19	123	11
DWN	1907	2288	1526	27.5	30	19	102	9

DWZR • Modular Combination Storage with 1 Lat. File, 2 Boxes Top Left & 1 File Top Right



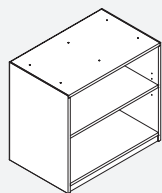
PRODUCT CODE	FINISH OPTIONS			SIZE (INCHES)			WEIGHT LBS	VOL FT3
	STANDARD	WOOD	LAMINATE	H	W	D		
DWZR	2528	3034	2022	27.5	36	19	145	11

DWZL • Modular Combination Storage with 1 Lat. File, 1 File Top Left & 2 Boxes Top Right



PRODUCT CODE	FINISH OPTIONS			SIZE (INCHES)			WEIGHT LBS	VOL FT3
	STANDARD	WOOD	LAMINATE	H	W	D		
DWZL	2528	3034	2022	27.5	36	19	145	11

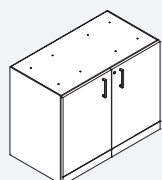
DWOB • Modular Open Storage with Adj. Shelf



PRODUCT CODE	FINISH OPTIONS			SIZE (INCHES)			WEIGHT LBS	VOL FT3
	STANDARD	WOOD	LAMINATE	H	W	D		
DWOB36	1216	1459	973	27.5	36	19	91	11
DWOB30	1075	1290	860	27.5	30	19	82	9

• Storage with 1 adj. shelf

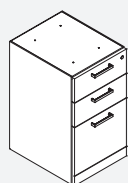
DW-G/M • Modular Storage Cabinet with Doors and Adj. Shelf



PRODUCT CODE	FINISH OPTIONS			SIZE (INCHES)			WEIGHT LBS	VOL FT3
	STANDARD	WOOD	LAMINATE	H	W	D		
DWG	1519	1823	1215	27.5	36	19	107	11
DWM	1342	1610	1074	27.5	30	19	96	9

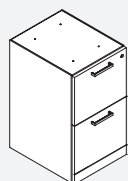
• Storage with 1 adj. shelf

DW-D • Modular BBF Pedestal



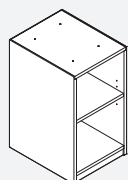
PRODUCT CODE	FINISH OPTIONS			SIZE (INCHES)			WEIGHT LBS	VOL FT3
	STANDARD	WOOD	LAMINATE	H	W	D		
DWWD (Letter Width)	1681	2017	1345	27.5	15.5	23	92	6
DWD (Letter Width)	1462	1754	1170	27.5	15.5	19	86	5
DWWLD (Legal Width)	2017	2420	1614	27.5	18.5	23	97	7
DWLD (Legal Width)	1758	2110	1406	27.5	18.5	19	91	6

DW-E • Modular FF Pedestal



PRODUCT CODE	FINISH OPTIONS			SIZE (INCHES)			WEIGHT LBS	VOL FT3
	STANDARD	WOOD	LAMINATE	H	W	D		
DWWE (Letter Width)	1681	2017	1345	27.5	15.5	23	92	6
DWE (Letter Width)	1462	1754	1170	27.5	15.5	19	86	5
DWWLE (Legal Width)	2017	2420	1614	27.5	18.5	23	97	7
DWLE (Legal Width)	1758	2110	1406	27.5	18.5	19	91	6

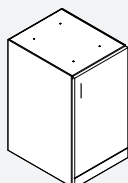
DW-Q • Modular Open Storage with Adj. Shelf



PRODUCT CODE	FINISH OPTIONS			SIZE (INCHES)			WEIGHT LBS	VOL FT3
	STANDARD	WOOD	LAMINATE	H	W	D		
DWWQ	1258	1510	1006	27.5	15	22	60	6
DWQ	1040	1248	832	27.5	15	18	55	5

• Storage with 1 adj. shelf

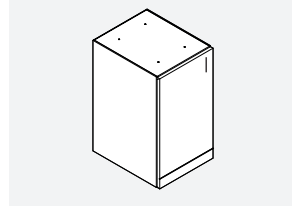
DWiR • Modular Storage Cabinet with Door & Adj. Shelf



PRODUCT CODE	FINISH OPTIONS			SIZE (INCHES)			WEIGHT LBS	VOL FT3
	STANDARD	WOOD	LAMINATE	H	W	D		
DWWiR	1401	1681	1121	27.5	15.5	23	70	6
DWiR	1118	1342	894	27.5	15.5	19	64	5

• Storage with 1 adj. shelf

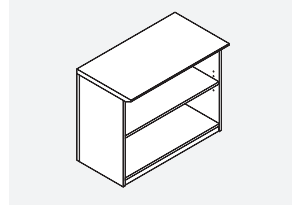
DWiL • Modular Storage Cabinet with Door & Adj. Shelf



PRODUCT CODE	FINISH OPTIONS			SIZE (INCHES)			WEIGHT LBS	VOL FT3
	STANDARD	WOOD	LAMINATE	H	W	D		
DWWIL	1354	1625	1083	27.5	15.5	23	70	6
DWIL	1118	1342	894	27.5	15.5	19	64	5

• Storage with 1 adj. shelf

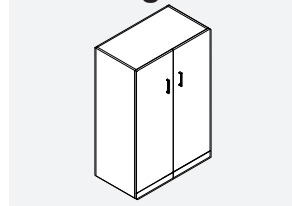
DB • Modular Open Bookcase with Adj. Shelf



PRODUCT CODE	FINISH OPTIONS			SIZE (INCHES)			WEIGHT LBS	VOL FT3
	STANDARD	WOOD	LAMINATE	H	W	D		
DB23615	1289	1547	1031	27.5	36	15	80	8
DB43615	1610	1932	1288	48	36	15	121	13
DB3615H54	1812	2174	1450	54	36	15	127	15

• Storage with 1 adj. shelf

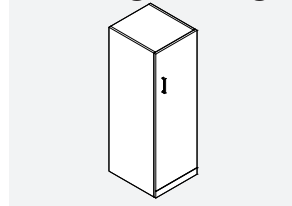
D1 • Storage Cabinet with Doors & Adj. Shelves



PRODUCT CODE	FINISH OPTIONS			SIZE (INCHES)			WEIGHT LBS	VOL FT3
	STANDARD	WOOD	LAMINATE	H	W	D		
D1D22W36H54	2838	3406	2270	54	36	22	194	22
D1D22W36H48	2624	3149	2099	48	36	22	182	25
D1D22W30H54	2823	3388	2258	54	30	22	172	19
D1D22W30H48	2562	3074	2050	48	30	22	161	21
D1D22W24H54	2823	3388	2258	54	24	22	150	15
D1D22W24H48	2509	3011	2007	48	24	22	140	17
D1D20W36H54	2681	3217	2145	54	36	20	184	20
D1D20W36H48	2385	2862	1908	48	36	20	173	23
D1D20W30H54	2622	3146	2098	54	30	20	163	17
D1D20W30H48	2332	2798	1866	48	30	20	153	19
D1D20W24H54	2568	3082	2054	54	24	20	142	13
D1D20W24H48	2281	2737	1825	48	24	20	133	15

• Storage with 3 adj. shelves

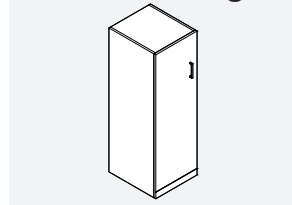
D1-R • Right Storage Cabinet with Door & Adj. Shelves



PRODUCT CODE	FINISH OPTIONS			SIZE (INCHES)			WEIGHT LBS	VOL FT3
	STANDARD	WOOD	LAMINATE	H	W	D		
D1D22W18H54R	2275	2730	1820	54	18	22	128	11
D1D22W18H48R	2023	2428	1618	48	18	22	120	12
D1D22W16H54R	2023	2428	1618	54	15.5	22	119	10
D1D22W16H48R	1799	2159	1439	48	15.5	22	111	11
D1D20W18H54R	2064	2477	1651	54	18	20	121	10
D1D20W18H48R	1838	2206	1470	48	18	20	113	11
D1D20W16H54R	1835	2202	1468	54	15.5	20	112	9
D1D20W16H48R	1635	1962	1308	48	15.5	20	105	10

• Storage with 3 adj. shelves

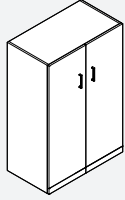
D1-L • Left Storage Cabinet with Door & Adj. Shelves



PRODUCT CODE	FINISH OPTIONS			SIZE (INCHES)			WEIGHT LBS	VOL FT3
	STANDARD	WOOD	LAMINATE	H	W	D		
D1D22W18H54L	2275	2730	1820	54	18	22	128	11
D1D22W18H48L	2023	2428	1618	48	18	22	120	12
D1D22W16H54L	2023	2428	1618	54	15.5	22	119	10
D1D22W16H48L	1799	2159	1439	48	15.5	22	111	11
D1D20W18H54L	2064	2477	1651	54	18	20	121	10
D1D20W18H48L	1838	2206	1470	48	18	20	113	11
D1D20W16H54L	1835	2202	1468	54	15.5	20	112	9
D1D20W16H48L	1635	1962	1308	48	15.5	20	105	10

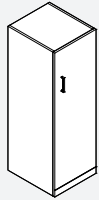
• Storage with 3 adj. shelves

D2 • Wardrobe Cabinet with Doors, Coat Rack & Hat Shelf



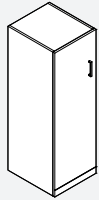
PRODUCT CODE	FINISH OPTIONS			SIZE (INCHES)			WEIGHT LBS	VOL FT3
	STANDARD	WOOD	LAMINATE	H	W	D		
D2D22W36H54	2553	3064	2042	54	36	22	167	25
D2D22W36H48	2340	2808	1872	48	36	22	155	22
D2D22W30H54	2541	3049	2033	54	30	22	152	21
D2D22W30H48	2280	2736	1824	48	30	22	142	19
D2D22W24H54	2541	3049	2033	54	24	22	132	17
D2D22W24H48	2227	2672	1782	48	24	22	123	15
D2D20W36H54	2399	2879	1919	54	36	20	160	23
D2D20W36H48	2099	2519	1679	48	36	20	149	20
D2D20W30H54	2399	2879	1919	54	30	20	145	19
D2D20W30H48	2049	2459	1639	48	30	20	135	17
D2D20W24H54	2281	2737	1825	54	24	20	126	15
D2D20W24H48	2000	2400	1600	48	24	20	117	13

D2-R • Right Wardrobe Cabinet with Door, Coat Rack & Hat Shelf



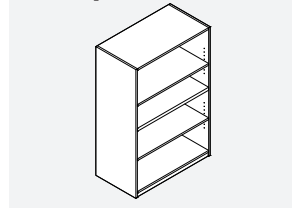
PRODUCT CODE	FINISH OPTIONS			SIZE (INCHES)			WEIGHT LBS	VOL FT3
	STANDARD	WOOD	LAMINATE	H	W	D		
D2D22W24H54R	2388	2866	1910	54	24	22	132	17
D2D22W24H48R	2122	2546	1698	48	24	22	123	15
D2D22W18H54R	2275	2730	1820	54	18	22	114	12
D2D22W18H48R	2023	2428	1618	48	18	22	106	11
D2D22W12H54R	2168	2602	1734	54	12	22	97	8
D2D22W12H48R	1926	2311	1541	48	12	22	90	7
D2D20W24H54R	2169	2603	1735	54	24	20	126	15
D2D20W24H48R	1931	2317	1545	48	24	20	117	13
D2D20W18H54R	2064	2477	1651	54	18	20	109	11
D2D20W18H48R	1838	2206	1470	48	18	20	101	10
D2D20W12H54R	1969	2363	1575	54	12	20	92	8
D2D20W12H48R	1753	2104	1402	48	12	20	86	7

D2-L • Left Wardrobe Cabinet with Door, Coat Rack & Hat Shelf



PRODUCT CODE	FINISH OPTIONS			SIZE (INCHES)			WEIGHT LBS	VOL FT3
	STANDARD	WOOD	LAMINATE	H	W	D		
D2D22W24H54L	2388	2866	1910	54	24	22	132	17
D2D22W24H48L	2122	2546	1698	48	24	22	123	15
D2D22W18H54L	2275	2730	1820	54	18	22	114	12
D2D22W18H48L	2023	2428	1618	48	18	22	106	11
D2D22W12H54L	2168	2602	1734	54	12	22	97	8
D2D22W12H48L	1926	2311	1541	48	12	22	90	7
D2D20W24H54L	2169	2603	1735	54	24	20	126	15
D2D20W24H48L	1931	2317	1545	48	24	20	117	13
D2D20W18H54L	2064	2477	1651	54	18	20	109	11
D2D20W18H48L	1838	2206	1470	48	18	20	101	10
D2D20W12H54L	1969	2363	1575	54	12	20	92	8
D2D20W12H48L	1753	2104	1402	48	12	20	86	7

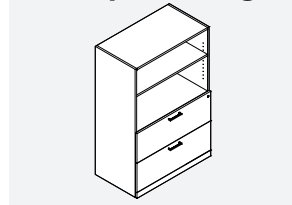
D7 • Open Bookcase with 1 Fixed Shelf and 2 Adj. Shelves



PRODUCT CODE	FINISH OPTIONS			SIZE (INCHES)			WEIGHT LBS	VOL FT ³
	STANDARD	WOOD	LAMINATE	H	W	D		
D7D22W36H54	2845	3414	2276	54	36	22	161	25
D7D22W36H48	2529	3035	2023	48	36	22	153	22
D7D22W30H54	2108	2530	1686	54	30	22	144	21
D7D22W30H48	1874	2249	1499	48	30	22	137	19
D7D22W24H54	1687	2024	1350	54	24	22	128	17
D7D22W24H48	1498	1798	1198	48	24	22	121	15
D7D22W18H54	1266	1519	1013	54	18	22	111	12
D7D22W18H48	1201	1441	961	48	18	22	105	11
D7D20W36H54	2587	3104	2070	54	36	20	151	23
D7D20W36H48	2299	2759	1839	48	36	20	144	20
D7D20W30H54	1916	2299	1533	54	30	20	136	19
D7D20W30H48	1703	2044	1362	48	30	20	129	17
D7D20W24H54	1540	1848	1232	54	24	20	120	15
D7D20W24H48	1363	1636	1090	48	24	20	114	13
D7D20W18H54	1189	1427	951	54	18	20	105	11
D7D20W18H48	1144	1373	915	48	18	20	99	10

- Storage with 1 fixed shelf and 2 adj. shelves

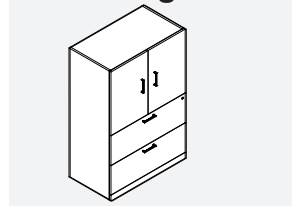
D12 • Open Storage Cabinet with Adj. Shelf above 2 Lat. File Drawers



PRODUCT CODE	FINISH OPTIONS			SIZE (INCHES)			WEIGHT LBS	VOL FT ³
	STANDARD	WOOD	LAMINATE	H	W	D		
D12D22W36H54	3605	4326	2884	54	36	22	167	24
D12D22W36H48	3205	3846	2564	48	36	22	159	23
D12D22W30H54	3122	3746	2498	54	30	22	154	20
D12D22W30H48	2776	3331	2221	48	30	22	146	19
D12D20W36H54	3456	4147	2765	54	36	20	160	19
D12D20W36H48	3072	3686	2458	48	36	20	152	23
D12D20W30H54	2993	3592	2394	54	30	20	147	19
D12D20W30H48	2659	3191	2127	48	30	20	140	21

- Storage with 1 adj. shelf

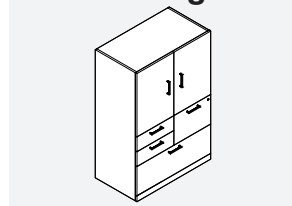
D13 • Storage Cabinet with Doors & Adj. Shelf above 2 Lat. File Drawers



PRODUCT CODE	FINISH OPTIONS			SIZE (INCHES)			WEIGHT LBS	VOL FT ³
	STANDARD	WOOD	LAMINATE	H	W	D		
D13D22W36H54	3838	4606	3070	54	36	22	183	24
D13D22W36H48	3412	4094	2730	48	36	22	171	23
D13D22W30H54	3474	4169	2779	54	30	22	167	20
D13D22W30H48	3088	3706	2470	48	30	22	157	19
D13D20W36H54	3680	4416	2944	54	36	20	176	19
D13D20W36H48	3269	3923	2615	48	36	20	164	23
D13D20W30H54	3331	3997	2665	48	30	20	161	19
D13D20W30H48	2962	3554	2370	54	30	20	150	21

- Storage with 1 adj. shelf

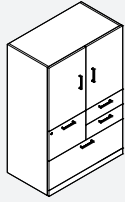
D15-R • Storage Cabinet with Doors & Adj. Shelf above Right Combination Storage



PRODUCT CODE	FINISH OPTIONS			SIZE (INCHES)			WEIGHT LBS	VOL FT ³
	STANDARD	WOOD	LAMINATE	H	W	D		
D15D22W36H54R	4191	5029	3353	54	36	22	205	23
D15D22W36H48R	3765	4518	3012	48	36	22	193	23
D15D20W36H54R	3682	4418	2946	54	36	20	198	24
D15D20W36H48R	3623	4348	2898	48	36	20	186	24

- Storage with 1 adj. shelf
- Modular combination storage with 1 lat. file, 2 boxes top left & 1 file top right

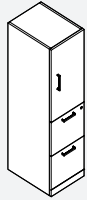
D15-L • Storage Cabinet with Doors & Adj. Shelf above Left Combination Storage



PRODUCT CODE	FINISH OPTIONS			SIZE (INCHES)			WEIGHT LBS	VOL FT3
	STANDARD	WOOD	LAMINATE	H	W	D		
D15D22W36H54L	4191	5029	3353	54	36	22	205	23
D15D22W36H48L	3765	4518	3012	48	36	22	193	23
D15D20W36H54L	3682	4418	2946	54	36	20	198	24
D15D20W36H48L	3623	4348	2898	48	36	20	186	24

- Storage with 1 adj. shelf
- Modular combination storage with 1 lat. file, 2 boxes top right & 1 file top left

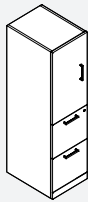
D17-R • Right Storage Cabinet with Door & Adj. Shelf above FF Drawers



PRODUCT CODE	FINISH OPTIONS			SIZE (INCHES)			WEIGHT LBS	VOL FT3
	STANDARD	WOOD	LAMINATE	H	W	D		
D17D22W16H54R	2855	3426	2284	54	15.5	22	130	13
D17D22W16H48R	2538	3046	2030	48	15.5	22	122	13
D17D20W16H54R	2597	3116	2078	54	15.5	20	125	13
D17D20W16H48R	2308	2770	1846	48	15.5	20	118	13

- Storage with 1 adj. shelf

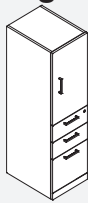
D17-L • Left Storage Cabinet with Door & Adj. Shelf above FF Drawers



PRODUCT CODE	FINISH OPTIONS			SIZE (INCHES)			WEIGHT LBS	VOL FT3
	STANDARD	WOOD	LAMINATE	H	W	D		
D17D22W16H54L	2855	3426	2284	54	15.5	22	130	13
D17D22W16H48L	2538	3046	2030	48	15.5	22	122	13
D17D20W16H54L	2597	3116	2078	54	15.5	20	125	13
D17D20W16H48L	2308	2770	1846	48	15.5	20	118	13

- Storage with 1 adj. shelf

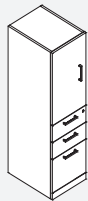
D18-R • Right Storage Cabinet with Door & Adj. Shelf above BBF Drawers



PRODUCT CODE	FINISH OPTIONS			SIZE (INCHES)			WEIGHT LBS	VOL FT3
	STANDARD	WOOD	LAMINATE	H	W	D		
D18D22W16H54R	2855	3426	2284	54	15.5	22	129	10
D18D22W16H48R	2538	3046	2030	48	15.5	22	122	9
D18D20W16H54R	2597	3116	2078	54	15.5	20	124	10
D18D20W16H48R	2308	2770	1846	48	15.5	20	117	9

- Storage with 1 adj. shelf

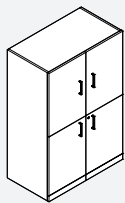
D18-L • Left Storage Cabinet with Door & Adj. Shelf above BBF Drawers



PRODUCT CODE	FINISH OPTIONS			SIZE (INCHES)			WEIGHT LBS	VOL FT3
	STANDARD	WOOD	LAMINATE	H	W	D		
D18D22W16H54L	2855	3426	2284	54	15.5	22	129	10
D18D22W16H48L	2538	3046	2030	48	15.5	22	122	9
D18D20W16H54L	2597	3116	2078	54	15.5	20	124	10
D18D20W16H48L	2308	2770	1846	48	15.5	20	117	9

- Storage with 1 adj. shelf

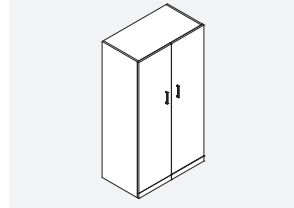
D23 • Closed Storage Cabinet with Upper & Lower Split Doors & Adj. Shelves



PRODUCT CODE	FINISH OPTIONS			SIZE (INCHES)			WEIGHT LBS	VOL FT3
	STANDARD	WOOD	LAMINATE	H	W	D		
D23D22W36H54	3115	3738	2492	54	36	22	194	24
D23D22W36H48	2770	3324	2216	48	36	22	182	23
D23D22W30H54	3055	3666	2444	54	30	22	172	20
D23D22W30H48	2716	3259	2173	48	30	22	161	19
D23D20W36H54	2831	3397	2265	54	36	20	184	24
D23D20W36H48	2519	3023	2015	48	36	20	173	23
D23D20W30H54	2776	3331	2221	54	30	20	163	20
D23D20W30H48	2467	2960	1974	48	30	20	153	19

- Storage with 1 fixed shelf and 2 adj. shelves

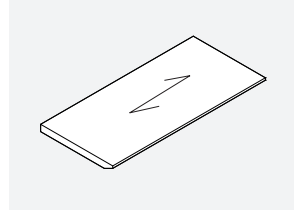
D25 • Cabinet with Doors, Storage with Adj. Shelves on Right & Wardrobe on Left



PRODUCT CODE	FINISH OPTIONS			SIZE (INCHES)			WEIGHT LBS	VOL FT ³
	STANDARD	WOOD	LAMINATE	H	W	D		
D25D22W36H54	3137	3764	2510	54	36	22	174	24
D25D22W36H48	2787	3344	2230	48	36	22	162	23
D25D22W30H54	3076	3691	2461	54	30	22	155	20
D25D22W30H48	2734	3281	2187	48	30	22	145	19
D25D20W36H54	3005	3606	2404	54	36	20	166	24
D25D20W36H48	2672	3206	2138	48	36	20	155	23
D25D20W30H54	2947	3536	2358	54	30	20	148	20
D25D20W30H48	2622	3146	2098	48	30	20	138	19

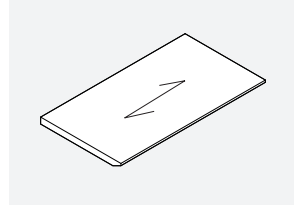
- Storage with 3 adj. shelves
- Wardrobe with coat rack and fixed hat shelf

D-17T • 17" Tops for Bookcases



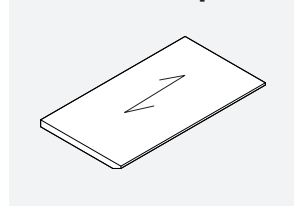
PRODUCT CODE	PRICE WOOD	SIZE (INCHES)			WEIGHT LBS	VOL FT ³
		H	W	D		
D3617T	545	1	36	17	27	1
D3017T	455	1	30	17	23	1

D-19T • 19" Tops for Modular Storage



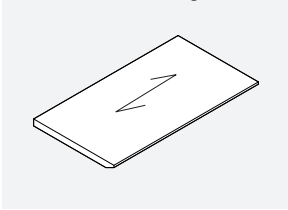
PRODUCT CODE	PRICE WOOD	SIZE (INCHES)			WEIGHT LBS	VOL FT ³
		H	W	D		
D9619T	1654	1.5	96	18.5	82	1
D9019T	1554	1.5	90	18.5	78	1
D8419T	1450	1.5	84	18.5	74	1
D7819T	1379	1.5	78	18.5	70	1
D7219T	1242	1.5	72	18.5	67	1
D6619T	1137	1.5	66	18.5	63	1
D6019T	1036	1.5	60	18.5	59	1
D4219T	799	1.5	42	18.5	48	1
D3619T	685	1.5	36	18.5	44	1
D3019T	567	1.5	30	18.5	41	1

D-20T • 20" Tops for Metal Lateral Files with Wood Fronts



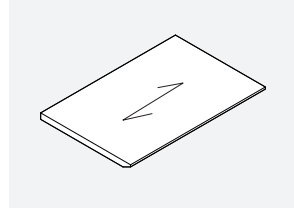
PRODUCT CODE	PRICE WOOD	SIZE (INCHES)			WEIGHT LBS	VOL FT ³
		H	W	D		
D9620T	1654	1	96	20	86	1
D9020T	1554	1	90	20	82	1
D8420T	1450	1	84	20	78	1
D7820T	1346	1	78	20	74	1
D7220T	1242	1	72	20	70	1
D6620T	1137	1	66	20	66	1
D6020T	1036	1	60	20	62	1
D4220T	799	1	42	20	50	1
D3620T	685	1	36	20	46	1
D3020T	567	1	30	20	42	1

D-22T • 22" Tops for Modular Storage



PRODUCT CODE	PRICE WOOD	SIZE (INCHES)			WEIGHT LBS	VOL FT3
		H	W	D		
D12022T	2275	1	120	22	111	2
D11822T	2236	1	118	22	109	2
D11622T	2199	1	116	22	108	2
D11422T	2161	1	114	22	106	2
D11222T	2122	1	112	22	105	2
D11022T	2085	1	110	22	103	2
D10822T	2047	1	108	22	102	2
D10622T	2007	1	106	22	100	2
D10422T	1970	1	104	22	99	2
D10222T	1935	1	102	22	97	2
D10022T	1898	1	100	22	96	2
D9822T	1856	1	98	22	94	2
D9622T	1821	1	96	22	93	2
D9422T	1785	1	94	22	91	2
D9222T	1745	1	92	22	90	2
D9022T	1707	1	90	22	89	2
D8822T	1669	1	88	22	87	2
D8622T	1631	1	86	22	86	2
D8422T	1593	1	84	22	84	2
D8222T	1556	1	82	22	83	2
D8022T	1517	1	80	22	81	2
D7822T	1481	1	78	22	80	2
D7622T	1443	1	76	22	78	2
D7422T	1403	1	74	22	77	2
D7222T	1366	1	72	22	75	2
D7022T	1329	1	70	22	74	2
D6822T	1291	1	68	22	72	2
D6622T	1255	1	66	22	71	2
D6422T	1214	1	64	22	69	1
D6222T	1174	1	62	22	68	1
D6022T	1136	1	60	22	66	1
D5822T	1102	1	58	22	65	1
D5622T	1064	1	56	22	63	1
D5422T	1023	1	54	22	62	1
D5222T	988	1	52	22	60	1
D5022T	951	1	50	22	59	1
D4822T	911	1	48	22	57	1
D4222T	880	1	42	22	53	1
D4022T	837	1	40	22	52	1
D3822T	796	1	38	22	50	1
D3622T	753	1	36	22	49	1
D3422T	706	1	34	22	47	1
D3222T	668	1	32	22	46	1
D3022T	625	1	30	22	44	1
D2422T	600	1	24	22	40	1
D1822T	428	1	18	22	35	1
D1622T	401	1	16	22	34	1
D1222T	299	1	12	22	31	1

D-24T • 24" Tops for Modular Storage



PRODUCT CODE	PRICE WOOD	SIZE (INCHES)			WEIGHT LBS	VOL FT3
		H	W	D		
D12024T	2481	1	120	24	119	2
D11824T	2439	1	118	24	117	2
D11624T	2405	1	116	24	115	2
D11424T	2375	1	114	24	114	2
D11224T	2317	1	112	24	112	2
D11024T	2278	1	110	24	111	2
D10824T	2234	1	108	24	109	2
D10624T	2190	1	106	24	107	2
D10424T	2152	1	104	24	106	2
D10224T	2113	1	102	24	104	2
D10024T	2070	1	100	24	103	2
D9824T	2026	1	98	24	101	2
D9624T	1986	1	96	24	99	2
D9424T	1943	1	94	24	98	2
D9224T	1904	1	92	24	96	2
D9024T	1861	1	90	24	95	2
D8824T	1822	1	88	24	93	2
D8624T	1777	1	86	24	91	2
D8424T	1738	1	84	24	90	2
D8224T	1697	1	82	24	88	2
D8024T	1654	1	80	24	86	2
D7824T	1631	1	78	24	85	2
D7624T	1574	1	76	24	83	2
D7424T	1532	1	74	24	82	2
D7224T	1489	1	72	24	80	2
D7024T	1449	1	70	24	78	2
D6824T	1405	1	68	24	77	2
D6624T	1366	1	66	24	75	2
D6424T	1326	1	64	24	74	1
D6224T	1284	1	62	24	74	1
D6024T	1240	1	60	24	70	1
D5824T	1199	1	58	24	69	1
D5624T	1160	1	56	24	67	1
D5424T	1118	1	54	24	66	1
D5224T	1077	1	52	24	64	1
D5024T	1037	1	50	24	62	1
D4824T	992	1	48	24	61	1
D4224T	958	1	42	24	56	1
D4024T	913	1	40	24	54	1
D3824T	872	1	38	24	53	1
D3624T	821	1	36	24	51	1
D3424T	768	1	34	24	49	1
D3224T	728	1	32	24	48	1
D3024T	656	1	30	24	46	1
D2424T	625	1	24	24	41	1
D1824T	450	1	18	24	37	1
D1624T	438	1	16	24	35	1
D1224T	328	1	12	24	32	1

HUTCHES & WALL MOUNT STORAGE • TECHNICAL INFORMATION

- All Hutches and Wall Mount units have Doors in wood, Chassis are in low pressure laminate.

Hutches

- All Hutches are shipped assembled.
- Handles can be specified for hutches with wood doors
- Handles cannot be specified on Aluminum Framed Glass Doors.
- Frosted glass door is standard.

Open Shelf Hutch

- Includes 1 Adjustable Shelf.
- No Tackboard is available for use with this Hutch.

Closed Pigeon Hole Storage Hutch

- 42" unit has 21.5" of clearance.

Closed Storage Hutch

- 36" unit has 19.5" of clearance.
- 42" and 54" units have 25.5" of clearance.
- For Lock option see Page K.8

Tasklight

For proper size see section A.19

- If Handle is specified:
 - Black and Brass Handle = Black Lock & Grommet.
 - Silver, Nickel and Tungsten Handle = Tungsten Lock & Grommet.
- To choose All Wood Finish, add suffix "W" to the end of the product code.
- To choose All Laminate Finish, add suffix "P1", "P2" or "P3" to the end of the product code (see page A.10 and A.11).

HUTCHES & WALL MOUNT STORAGE • GUIDELINES FOR ORDERING PRODUCT

CODES: The price list uses a numbering system with meaningful alphanumeric characters to create a simple-to-understand product number. This makes specifying the product easy and accurate.

SPECIFICATION EXAMPLE OF A HUTCH UNIT

PRODUCT CODE:

D102SH42
 D = Dufferin Series
 102 = Size: Width
 SH = Hutch with Wood Doors
 42 = Size: Height

CHOOSE FINISH OPTION:

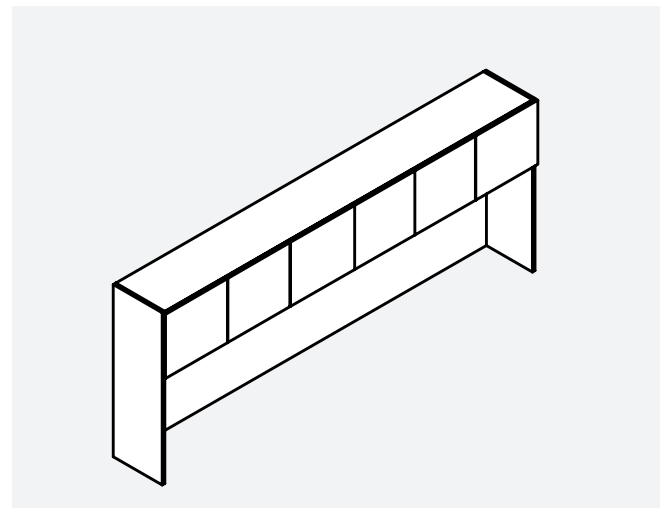
Standard Finish:
 Choose Laminate Finish & Veneer Finish

All Wood Finish:
 Choose Veneer Finish

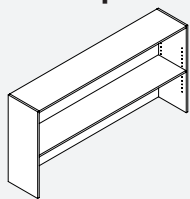
All Laminate Finish:
 Choose Laminate Finish

HANDLE OPTION:

Choose a handle



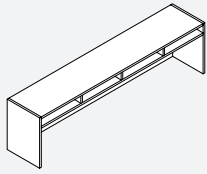
D-CL36 • Open Shelf Hutch



PRODUCT CODE	FINISH OPTIONS			SIZE (INCHES)			WEIGHT LBS	VOL FT ³
	STANDARD	WOOD	LAMINATE	H	W	D		
D72CL36	1955	2346	1564	36	72	14	116	23
D66CL36	1813	2176	1450	36	66	14	110	21
D60CL36	1611	1933	1289	36	60	14	103	19
D48CL36	1531	1837	1225	36	48	14	91	15
D42CL36	1391	1669	1113	36	42	14	84	13
D36CL36	1302	1562	1042	36	35	14	77	11
D30CL36	1084	1301	867	36	30	14	71	9

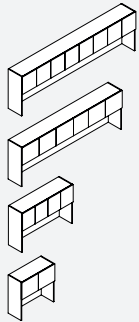
- With 1 adj. shelf

D-CL19 • Pigeon Hole Hutch



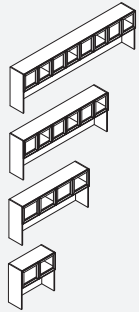
PRODUCT CODE	FINISH OPTIONS			SIZE (INCHES)			WEIGHT LBS	VOL FT3
	STANDARD	WOOD	LAMINATE	H	W	D		
D72CL19	1289	1547		19	72	14	88	12
D66CL19	1181	1417		19	66	14	83	11
D60CL19	1074	1289		19	60	14	78	9
D48CL19	858	1030		19	48	14	69	8
D42CL19	752	902		19	42	14	64	7
D36CL19	645	774		19	35	14	59	6
D30CL19	537	644		19	30	14	55	5

D-SH36 • 36" High Storage Hutch with Wood Doors



PRODUCT CODE	FINISH OPTIONS			SIZE (INCHES)			WEIGHT LBS	VOL FT3
	STANDARD	WOOD	LAMINATE	H	W	D		
D108SH36	4766	5719	3813	36	108	15	190	34
D102SH36	4497	5396	3598	36	102	15	181	32
D96SH36	4235	5082	3388	36	96	15	173	30
D90SH36	3969	4763	3175	36	90	15	165	28
D84SH36	3705	4446	2964	36	84	15	156	26
D78SH36	3441	4129	2753	36	78	15	148	24
D72SH36	3178	3814	2542	36	72	15	140	23
D66SH36	3058	3670	2446	36	66	15	132	21
D60SH36	2910	3492	2328	36	60	15	123	19
D36SH36	1986	2383	1589	36	35	15	89	11
D30SH36	1739	2087	1391	36	30	15	82	9

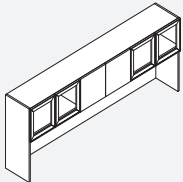
D-SH36G • 36" High Storage Hutch with Glass Doors



PRODUCT CODE	FINISH OPTIONS			SIZE (INCHES)			WEIGHT LBS	VOL FT3
	STANDARD	WOOD	LAMINATE	H	W	D		
D108SH36G	6933	8320		36	108	15	202	34
D102SH36G	6219	7463		36	102	15	193	32
D96SH36G	5932	7118		36	96	15	184	30
D90SH36G	5641	6769		36	90	15	175	28
D84SH36G	5353	6424		36	84	15	166	26
D78SH36G	5070	6084		36	78	15	157	24
D72SH36G	4342	5210		36	72	15	148	23
D66SH36G	4224	5069		36	66	15	139	21
D60SH36G	4010	4812		36	60	15	130	19
D36SH36G	2565	3078		36	35	15	93	11
D30SH36G	2283	2740		36	30	15	85	9

- Aluminum framed glass doors

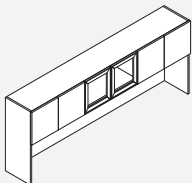
D-SH36GDG • 36" High Storage Hutch with Glass & Wood Doors



PRODUCT CODE	FINISH OPTIONS			SIZE (INCHES)			WEIGHT LBS	VOL FT3
	STANDARD	WOOD	LAMINATE	H	W	D		
D102SH36GDG	5594	6713	4475	36	102	15	189	32
D96SH36GDG	5328	6394	4262	36	96	15	180	30
D90SH36GDG	5063	6076	4050	36	90	15	171	28
D84SH36GDG	4574	5489	3659	36	84	15	163	26

- Doors at centre and aluminum framed glass doors at ends

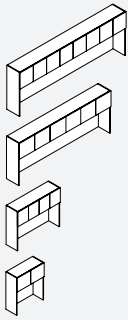
D-SH36DGD • 36" High Storage Hutch with Glass & Wood Doors



PRODUCT CODE	FINISH OPTIONS			SIZE (INCHES)			WEIGHT LBS	VOL FT3
	STANDARD	WOOD	LAMINATE	H	W	D		
D102SH36DGD	5045	6054	4036	36	102	15	185	32
D96SH36DGD	4644	5573	3715	36	96	15	177	30
D90SH36DGD	4515	5418	3612	36	90	15	168	28
D84SH36DGD	4252	5102	3402	36	84	15	160	26

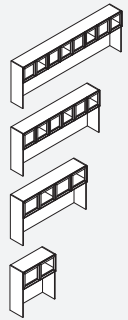
- Aluminum framed glass doors at centre and doors at ends

D-SH42 • 42" High Storage Hutch with Wood Doors



PRODUCT CODE	FINISH OPTIONS			SIZE (INCHES)			WEIGHT LBS	VOL FT ³
	STANDARD	WOOD	LAMINATE	H	W	D		
D108SH42	5558	6670	4446	43	108	15	206	39
D102SH42	5247	6296	4198	43	102	15	197	37
D96SH42	4939	5927	3951	43	96	15	188	35
D90SH42	4629	5555	3703	43	90	15	179	33
D84SH42	4326	5191	3461	43	84	15	170	31
D78SH42	4014	4817	3211	43	78	15	161	38
D72SH42	3705	4446	2964	43	72	15	152	26
D66SH42	3568	4282	2854	43	66	15	143	24
D60SH42	3396	4075	2717	43	60	15	134	22
D36SH42	2318	2782	1854	43	35	15	96	13
D30SH42	2029	2435	1623	43	30	15	89	11

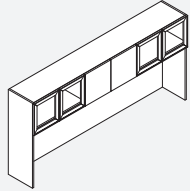
D-SH42G • 42" High Storage Hutch with Glass Doors



PRODUCT CODE	FINISH OPTIONS			SIZE (INCHES)			WEIGHT LBS	VOL FT ³
	STANDARD	WOOD	LAMINATE	H	W	D		
D108SH42G	7722	9266		43	108	15	218	39
D102SH42G	6968	8362		43	102	15	208	37
D96SH42G	6637	7964		43	96	15	199	35
D90SH42G	6301	7561		43	90	15	189	33
D84SH42G	5974	7169		43	84	15	179	31
D78SH42G	5640	6768		43	78	15	170	38
D72SH42G	4869	5843		43	72	15	160	26
D66SH42G	4697	5636		43	66	15	150	24
D60SH42G	4530	5436		43	60	15	141	22
D36SH42G	2895	3474		43	35	15	100	13
D30SH42G	2573	3088		43	30	15	92	11

- Aluminum framed glass doors

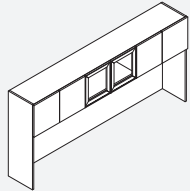
D-SH42GDG • 42" High Storage Hutch with Glass & Wood Doors



PRODUCT CODE	FINISH OPTIONS			SIZE (INCHES)			WEIGHT LBS	VOL FT ³
	STANDARD	WOOD	LAMINATE	H	W	D		
D102SH42GDG	7271	8725	5817	43	102	15	205	37
D96SH42GDG	6842	8210	5474	43	96	15	195	35
D90SH42GDG	6414	7697	5131	43	90	15	186	33
D84SH42GDG	5986	7183	4789	43	84	15	176	31

- Doors at centre and aluminum framed glass doors at ends

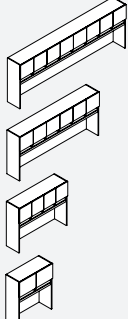
D-SH42DGD • 42" High Storage Hutch with Glass & Wood Doors



PRODUCT CODE	FINISH OPTIONS			SIZE (INCHES)			WEIGHT LBS	VOL FT ³
	STANDARD	WOOD	LAMINATE	H	W	D		
D102SH42DGD	6083	7300	4866	43	102	15	201	37
D96SH42DGD	5486	6583	4389	43	96	15	191	35
D90SH42DGD	5177	6212	4142	43	90	15	182	33
D84SH42DGD	4869	5843	3895	43	84	15	173	31

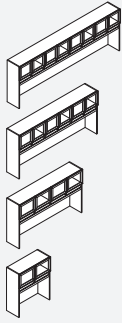
- Aluminum framed glass doors at centre and doors at ends

D-SHP42 • 42" High Storage Hutch with Pigeon-Holes & Wood Doors



PRODUCT CODE	FINISH OPTIONS			SIZE (INCHES)			WEIGHT LBS	VOL FT ³
	STANDARD	WOOD	LAMINATE	H	W	D		
D108SHP42	6668	8002	5334	43	108	15	201	39
D102SHP42	6298	7558	5038	43	102	15	193	37
D96SHP42	5925	7110	4740	43	96	15	184	35
D90SHP42	5558	6670	4446	43	90	15	175	33
D84SHP42	5187	6224	4150	43	84	15	166	31
D78SHP42	4815	5778	3852	43	78	15	158	38
D72SHP42	4442	5330	3554	43	72	15	149	26
D66SHP42	4281	5137	3425	43	66	15	140	24
D60SHP42	4065	4878	3252	43	60	15	131	22
D36SHP42	2780	3336	2224	43	35	15	95	13
D30SHP42	2433	2920	1946	43	30	15	88	11

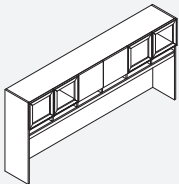
D-SHP42G • 42" High Storage Hutch with Pigeon-Holes & Glass Doors



PRODUCT CODE	FINISH OPTIONS			SIZE (INCHES)			WEIGHT LBS	VOL FT ³
	STANDARD	WOOD	LAMINATE	H	W	D		
D108SHP42G	8784	10541		43	108	15	218	39
D102SHP42G	7975	9570		43	102	15	208	37
D96SHP42G	7599	9119		43	96	15	199	35
D90SHP42G	7399	8879		43	90	15	189	33
D84SHP42G	6787	8144		43	84	15	179	31
D78SHP42G	6395	7674		43	78	15	170	38
D72SHP42G	5578	6694		43	72	15	160	26
D66SHP42G	5395	6474		43	66	15	150	24
D60SHP42G	5141	6169		43	60	15	141	22
D36SHP42G	3341	4009		43	35	15	100	13
D30SHP42G	2979	3575		43	30	15	92	11

- Aluminum framed glass doors

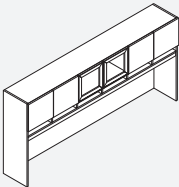
D-SHP42GDG • 42" High Storage Hutch with Pigeon-Holes, Glass & Wood Doors



PRODUCT CODE	FINISH OPTIONS			SIZE (INCHES)			WEIGHT LBS	VOL FT ³
	STANDARD	WOOD	LAMINATE	H	W	D		
D102SHP42GDG	7363	8836	5890	43	102	15	205	37
D96SHP42GDG	6991	8389	5593	43	96	15	195	35
D90SHP42GDG	6621	7945	5297	43	90	15	186	33
D84SHP42GDG	5955	7146	4764	43	84	15	176	31

- Doors at centre and aluminum framed glass doors at ends

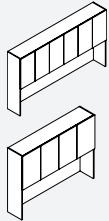
D-SHP42DGD • 42" High Storage Hutch with Pigeon-Holes Glass, & Wood Doors



PRODUCT CODE	FINISH OPTIONS			SIZE (INCHES)			WEIGHT LBS	VOL FT ³
	STANDARD	WOOD	LAMINATE	H	W	D		
D102SHP42DGD	6843	8212	5474	43	102	15	201	37
D96SHP42DGD	6155	7386	4924	43	96	15	191	35
D90SHP42DGD	5865	7038	4692	43	90	15	182	33
D84SHP42DGD	5719	6863	4575	43	84	15	173	31

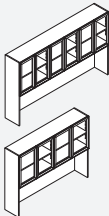
- Aluminum framed glass doors at centre and doors at ends

D-2SH54 • 54" High Storage Hutch with Wood Doors



PRODUCT CODE	FINISH OPTIONS			SIZE (INCHES)			WEIGHT LBS	VOL FT ³
	STANDARD	WOOD	LAMINATE	H	W	D		
D962SH54	6350	7620	5080	55	96	15	258	45
D902SH54	5955	7146	4764	55	90	15	245	42
D842SH54	5558	6670	4446	55	84	15	232	39
D782SH54	5160	6192	4128	55	78	15	219	37
D722SH54	4766	5719	3813	55	72	15	206	34
D662SH54	4586	5503	3669	55	66	15	193	31
D602SH54	4367	5240	3494	55	60	15	180	28

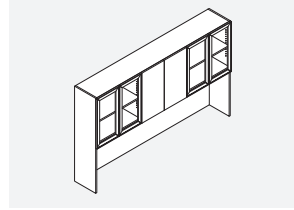
D-2SH54G • 54" High Storage Hutch with Glass Doors



PRODUCT CODE	FINISH OPTIONS			SIZE (INCHES)			WEIGHT LBS	VOL FT ³
	STANDARD	WOOD	LAMINATE	H	W	D		
D962SH54G	8473	10168		55	96	15	248	45
D902SH54G	7896	9475		55	90	15	236	42
D842SH54G	7308	8770		55	84	15	223	39
D782SH54G	6724	8069		55	78	15	211	37
D722SH54G	6143	7372		55	72	15	199	34
D662SH54G	5919	7103		55	66	15	186	31
D602SH54G	5659	6791		55	60	15	174	28

- Aluminum framed glass doors
- With 1 adj. shelf

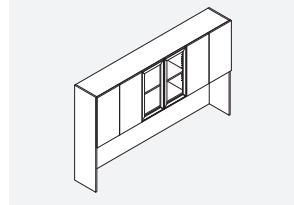
D-2SH54GDG • 54" High Storage Hutch with Glass & Wood Doors



PRODUCT CODE	FINISH OPTIONS			SIZE (INCHES)			WEIGHT LBS	VOL FT3
	STANDARD	WOOD	LAMINATE	H	W	D		
D962SH54GDG	7645	9174	6116	55	96	15	45	45
D902SH54GDG	7247	8696	5798	55	90	15	42	42
D842SH54GDG	6851	8221	5481	55	84	15	39	39

- Doors at centre and aluminum framed glass doors at ends
- With 1 adj. shelf

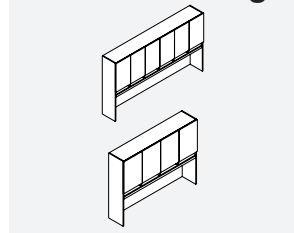
D-2SH54DGD • 54" High Storage Hutch with Glass & Wood Doors



PRODUCT	FINISH OPTIONS			SIZE (INCHES)			WEIGHT LBS	VOL FT3
	STANDARD	WOOD	LAMINATE	H	W	D		
D962SH54DGD	6995	8394	5596	55	96	15	241	45
D902SH54DGD	6602	7922	5282	55	90	15	229	42
D842SH54DGD	6204	7445	4963	55	84	15	217	39

- Aluminum framed glass doors at centre and doors at ends
- With 1 adj. shelf

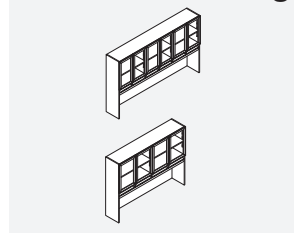
D-2SHP54 • 54" High Storage Hutch with Pigeon-Holes & Wood Doors



PRODUCT CODE	FINISH OPTIONS			SIZE (INCHES)			WEIGHT LBS	VOL FT3
	STANDARD	WOOD	LAMINATE	H	W	D		
D962SHP54	7624	9149	6099	55	96	15	254	45
D902SHP54	7147	8576	5718	55	90	15	242	42
D842SHP54	6666	7999	5333	55	84	15	229	39
D782SHP54	6191	7429	4953	55	78	15	216	37
D722SHP54	5718	6862	4574	55	72	15	203	34
D662SHP54	5503	6604	4402	55	66	15	190	31
D602SHP54	5244	6293	4195	55	60	15	178	28

- With 1 adj. shelf

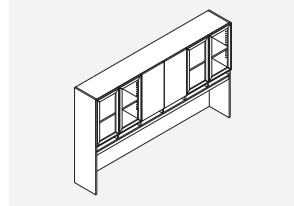
D-2SHP54G • 54" High Storage Hutch with Pigeon-Holes & Glass Doors



PRODUCT CODE	FINISH OPTIONS			SIZE (INCHES)			WEIGHT LBS	VOL FT3
	STANDARD	WOOD	LAMINATE	H	W	D		
D962SHP54G	9747	11696		55	96	15	248	45
D902SHP54G	9082	10898		55	90	15	236	42
D842SHP54G	8417	10100		55	84	15	223	39
D782SHP54G	7758	9310		55	78	15	211	37
D722SHP54G	7093	8512		55	72	15	199	34
D662SHP54G	6838	8206		55	66	15	186	31
D602SHP54G	6532	7838		55	60	15	174	28

- Aluminum framed glass doors
- With 1 adj. shelf

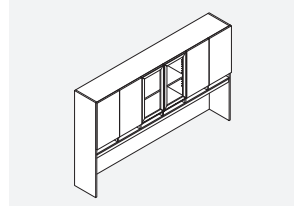
D-2SHP54GDG • 54" High Storage Hutch with Pigeon-Holes, Glass & Wood Doors



PRODUCT CODE	FINISH OPTIONS			SIZE (INCHES)			WEIGHT LBS	VOL FT3
	STANDARD	WOOD	LAMINATE	H	W	D		
D962SHP54GDG	8914	10697	7131	55	96	15	245	45
D902SHP54GDG	8439	10127	6751	55	90	15	232	42
D842SHP54GDG	7961	9553	6369	55	84	15	220	39

- Doors at centre and aluminum framed glass doors at ends
- With 1 adj. shelf

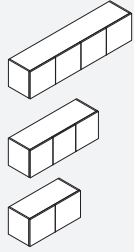
D-2SHP54DGD • 54" High Storage Hutch with Pigeon-Holes, Glass & Wood Doors



PRODUCT CODE	FINISH OPTIONS			SIZE (INCHES)			WEIGHT LBS	VOL FT3
	STANDARD	WOOD	LAMINATE	H	W	D		
D962SHP54DGD	8267	9920	6614	55	96	15	241	45
D902SHP54DGD	7791	9349	6233	55	90	15	229	42
D842SHP54DGD	7311	8773	5849	55	84	15	217	39

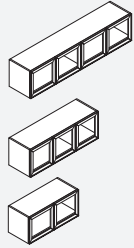
- Aluminum framed glass doors at centre and doors at ends
- With 1 adj. shelf

DSF • Wall Mount Storage with Wood Doors



PRODUCT CODE	FINISH OPTIONS			SIZE (INCHES)			WEIGHT LBS	VOL FT3
	STANDARD	WOOD	LAMINATE	H	W	D		
DSF72	2271	2725	1817	16.5	72	15.5	105	10
DSF66	2083	2500	1666	16.5	66	15.5	99	9
DSF60	1890	2268	1512	16.5	60	15.5	93	8
DSF54	1701	2041	1361	16.5	54	15.5	86	7
DSF48	1514	1817	1211	16.5	48	15.5	80	7
DSF42	1390	1668	1112	16.5	42	15.5	74	6
DSF36	1363	1636	1090	16.5	36	15.5	68	5
DSF30	1339	1607	1071	16.5	30	15.5	62	4

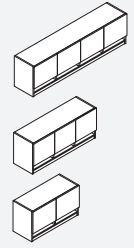
DSF-G • Wall Mount Storage with Glass Doors



PRODUCT CODE	FINISH OPTIONS			SIZE (INCHES)			WEIGHT LBS	VOL FT3
	STANDARD	WOOD	LAMINATE	H	W	D		
DSF72G	3507	4208		16.5	72	15.5	135	10
DSF66G	3258	3910		16.5	66	15.5	126	9
DSF60G	3055	3666		16.5	60	15.5	117	8
DSF54G	2734	3281		16.5	54	15.5	109	7
DSF48G	2416	2899		16.5	48	15.5	100	7
DSF42G	2145	2574		16.5	42	15.5	91	6
DSF36G	1984	2381		16.5	36	15.5	83	5
DSF30G	1925	2310		16.5	30	15.5	74	4

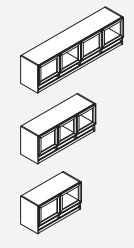
• Aluminum framed glass doors

DSFP • Wall Mount Storage with Pigeon-Holes & Wood Doors



PRODUCT CODE	FINISH OPTIONS			SIZE (INCHES)			WEIGHT LBS	VOL FT3
	STANDARD	WOOD	LAMINATE	H	W	D		
DSFP72	2721	3265	2177	20	72	15.5	111	12
DSFP66	2494	2993	1995	20	66	15.5	104	11
DSFP60	2272	2726	1818	20	60	15.5	98	10
DSFP54	2043	2452	1634	20	54	15.5	91	9
DSFP48	1814	2177	1451	20	48	15.5	85	8
DSFP42	1726	2071	1381	20	42	15.5	78	7
DSFP36	1635	1962	1308	20	36	15.5	72	6
DSFP30	1609	1931	1287	20	30	15.5	65	5

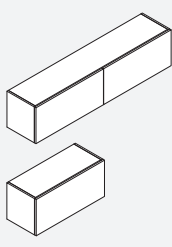
DSFP-G • Wall Mount Storage with Pigeon-Holes & Glass Doors



PRODUCT CODE	FINISH OPTIONS			SIZE (INCHES)			WEIGHT LBS	VOL FT3
	STANDARD	WOOD	LAMINATE	H	W	D		
DSFP72G	3861	4633		20	72	15.5	141	12
DSFP66G	3690	4428		20	66	15.5	132	11
DSFP60G	3399	4079		20	60	15.5	123	10
DSFP54G	3169	3803		20	54	15.5	114	9
DSFP48G	2691	3229		20	48	15.5	105	8
DSFP42G	2344	2813		20	42	15.5	96	7
DSFP36G	2237	2684		20	36	15.5	87	6
DSFP30G	2175	2610		20	30	15.5	78	5

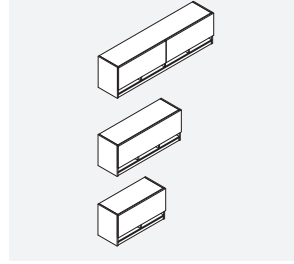
• Aluminum framed glass doors

DSFF • Wall Mount Storage with Wood Flipper Doors



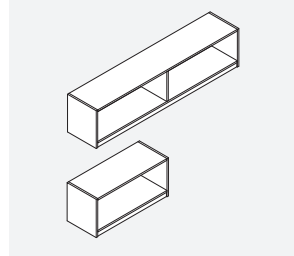
PRODUCT CODE	FINISH OPTIONS			SIZE (INCHES)			WEIGHT LBS	VOL FT3
	STANDARD	WOOD	LAMINATE	H	W	D		
DSFF72	2457	2948	1966	16.5	72	15.5	105	10
DSFF66	2252	2702	1802	16.5	66	15.5	99	9
DSFF60	2047	2456	1638	16.5	60	15.5	93	8
DSFF54	1845	2214	1476	16.5	54	15.5	86	7
DSFF48	1640	1968	1312	16.5	48	15.5	80	7
DSFF42	1519	1823	1215	16.5	42	15.5	74	6
DSFF36	1494	1793	1195	16.5	36	15.5	68	5
DSFF30	1469	1763	1175	16.5	30	15.5	62	4

DSFFP • Wall Mount Storage with Pigeon-Holes & Wood Flipper Doors



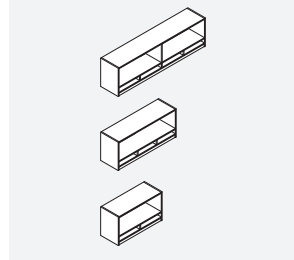
PRODUCT CODE	FINISH OPTIONS			SIZE (INCHES)			WEIGHT LBS	VOL FT ³
	STANDARD	WOOD	LAMINATE	H	W	D		
DSFFP72	2949	3539	2359	20	72	15.5	12	12
DSFFP66	2704	3245	2163	20	66	15.5	11	11
DSFFP60	2459	2951	1967	20	60	15.5	10	10
DSFFP54	2212	2654	1770	20	54	15.5	9	9
DSFFP48	1968	2362	1574	20	48	15.5	8	8
DSFFP42	1824	2189	1459	20	42	15.5	7	7
DSFFP36	1790	2148	1432	20	36	15.5	6	6
DSFFP30	1762	2114	1410	20	30	15.5	5	5

DSFO • Open Wall Mount Storage



PRODUCT CODE	FINISH OPTIONS			SIZE (INCHES)			WEIGHT LBS	VOL FT ³
	STANDARD	WOOD	LAMINATE	H	W	D		
DSFO72	2168	2602		16.5	72	14.5	85	10
DSFO66	1991	2389		16.5	66	14.5	80	9
DSFO60	1807	2168		16.5	60	14.5	76	8
DSFO54	1631	1957		16.5	54	14.5	71	7
DSFO48	1450	1740		16.5	48	14.5	67	7
DSFO42	1336	1603		16.5	42	14.5	62	6
DSFO36	1319	1583		16.5	36	14.5	58	5
DSFO30	1295	1554		16.5	30	14.5	53	4

DSFOP • Open Wall Mount Storage with Pigeon-Holes



PRODUCT CODE	FINISH OPTIONS			SIZE (INCHES)			WEIGHT LBS	VOL FT ³
	STANDARD	WOOD	LAMINATE	H	W	D		
DSFOP72	2602	3122		19.5	72	14.5	90	12
DSFOP66	2388	2866		19.5	66	14.5	85	11
DSFOP60	2169	2603		19.5	60	14.5	80	10
DSFOP54	1955	2346		19.5	54	14.5	75	9
DSFOP48	1734	2081		19.5	48	14.5	71	8
DSFOP42	1626	1951		19.5	42	14.5	66	7
DSFOP36	1580	1896		19.5	36	14.5	61	6
DSFOP30	1556	1867		19.5	30	14.5	56	5

FREESTANDING STORAGE • TECHNICAL INFORMATION

- All Freestanding Storage units have Fronts, Tops and all exposed Shelves in wood, Chassis are in low pressure laminate.

Pedestals

- All units are shipped assembled.
- Standard face locking.

Combination Storage

- All units are shipped assembled.
- No modifications accepted for this unit.
- Box drawers do not lock.
- Standard face locking.

Storage Cabinets

- Units include adjustable shelves.
- If Handle is specified:
 - Black and Brass Handle = Black Lock & Grommet.
 - Silver, Nickel and Tungsten Handle = Tungsten Lock & Grommet.
- To choose All Wood Finish, add suffix "W" to the end of the product code.
- To choose All Laminate Finish, add suffix "P1", "P2" or "P3" to the end of the product code (see page A.10 and A.11).

FREESTANDING STORAGE • GUIDELINES FOR ORDERING PRODUCT

CODES: The price list uses a numbering system with meaningful alphanumeric characters to create a simple-to-understand product number. This makes specifying the product easy and accurate.

SPECIFICATION EXAMPLE OF A HUTCH UNIT

PRODUCT CODE:

DWDM
 D = Dufferin Series
 W = Modular/Freestanding Unit
 D = Box, Box, File
 M = Mobile

CHOOSE FINISH OPTION:

Standard Finish:
 Choose Laminate Finish & Veneer Finish

All Wood Finish:

Choose Veneer Finish


All Laminate Finish:

Choose Laminate Finish

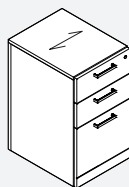
HANDLE OPTION:

Choose a handle

NOTE: Arrow indicates direction of grain.



DWDB/WWDB • Freestanding BBF Pedestal



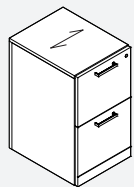
PRODUCT CODE	FINISH OPTIONS			SIZE (INCHES)			WEIGHT LBS	VOL FT3
	STANDARD	WOOD	LAMINATE	H	W	D		
DWDB	1680	2016	1344	27.5	15.5	20	87	5
DWWDB	1933	2320	1546	27.5	15.5	24	93	5

DWDM/WWDM • Freestanding Mobile BBF Pedestal



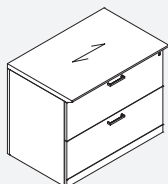
PRODUCT CODE		FINISH OPTIONS		SIZE (INCHES)			WEIGHT LBS	VOL FT3
		WOOD	LAMINATE	H	W	D		
DWDM	1803	2164	1442	27.5	15.5	20	70	5
DWWDM	2078	2494	1662	27.5	15.5	24	75	5

DWEM/WWEM • Freestanding Lateral File



PRODUCT CODE		WOOD	LAMINATE	SIZE (INCHES)			WEIGHT LBS	VOL FT ³
				H	W	D		
DWEM	1916	2299	1533	27.5	15.5	20	88	5
DWWEM	2190	2628	1752	27.5	15.5	24	94	5

DF/N • Freestanding Lateral File



PRODUCT CODE		WOOD	LAMINATE	SIZE (INCHES)			WEIGHT LBS	VOL FT ³
				H	W	D		
DF3624	3119	3743	2495	29	36	24	156	15
DF3622	2709	3251	2167	29	36	22	150	13
DN3024	2586	3103	2069	29	30	24	141	12
DN3022	2368	2842	1894	29	30	22	136	11

DF-3/N-3 • Freestanding Lateral File with 3 Drawers



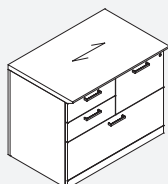
PRODUCT CODE		WOOD	LAMINATE	SIZE (INCHES)			WEIGHT LBS	VOL FT ³
				H	W	D		
DF36243	4011	4813	3209	42	36	24	198	21
DF36223	3674	4409	2939	42	36	22	191	19
DN30243	3507	4208	2806	42	30	24	180	18
DN30223	3214	3857	2571	42	30	22	174	16

DF-4/N-4 • Freestanding Lateral File with 4 Drawers



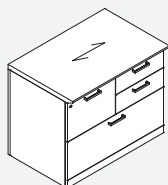
PRODUCT CODE		WOOD	LAMINATE	SIZE (INCHES)			WEIGHT LBS	VOL FT ³
				H	W	D		
DF36244	4889	5867	3911	54	36	24	238	27
DF36224	4479	5375	3583	54	36	22	231	25
DN30244	4273	5128	3418	54	30	24	217	23
DN30224	3920	4704	3136	54	30	22	210	21

DZR • Right Combination Storage with 1 Lat. File, 2 Boxes Top Left & 1 File Top Right



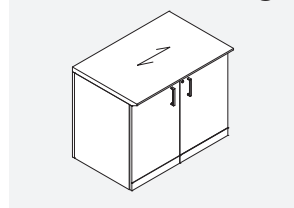
PRODUCT CODE		WOOD	LAMINATE	SIZE (INCHES)			WEIGHT LBS	VOL FT ³
				H	W	D		
DZR3624	3201	3841	2561	29	36	24	162	15
DZR3622	2937	3524	2350	29	36	22	156	13

DZL • Left Combination Storage with 1 Lat. File, 1 File Top Left & 2 Boxes Top Right



PRODUCT CODE		WOOD	LAMINATE	SIZE (INCHES)			WEIGHT LBS	VOL FT ³
				H	W	D		
DZL3624	3201	3841	2561	29	36	24	162	15
DZL3622	2937	3524	2350	29	36	22	156	13

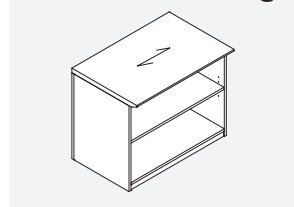
DBD • Freestanding Storage Cabinet with Doors and Adj. Shelf



PRODUCT CODE		WOOD	LAMINATE	SIZE (INCHES)			WEIGHT LBS	VOL FT ³
				H	W	D		
DBD3624	2012	2414	1610	29	36	24	138	15
DBD3622	1844	2213	1475	29	36	22	132	13
DBD3024	1762	2114	1410	29	30	24	123	12
DBD3022	1612	1934	1290	29	30	22	117	11

- Storage with 1 adj. shelf

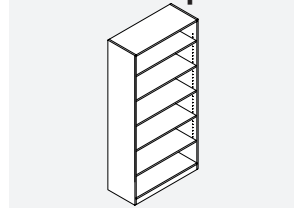
DOB • Freestanding Open Storage Cabinet with Adj. Shelf



PRODUCT CODE		WOOD	LAMINATE	SIZE (INCHES)			WEIGHT LBS	VOL FT ³
				H	W	D		
DOB3624	1612	1934	1290	29	36	24	121	15
DOB3622	1481	1777	1185	29	36	22	114	13
DOB3024	1410	1692	1128	29	30	24	108	12
DOB3022	1291	1549	1033	29	30	22	102	11

- Storage with 1 adj. shelf

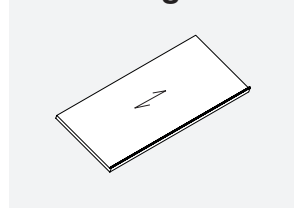
DBx-3x15 • Open Bookcase with Adj. Shelves



PRODUCT CODE		WOOD	LAMINATE	SIZE (INCHES)			WEIGHT LBS	VOL FT ³
				H	W	D		
DB73615	2429	2915	1943	78	36	15	181	24
DB63615	2243	2692	1794	72	36	15	165	23
DB53615	2062	2474	1650	65	36	15	148	21
DB73015	2126	2551	1701	78	30	15	161	20
DB63015	1962	2354	1570	72	30	15	147	19
DB53015	1805	2166	1444	65	30	15	133	21

- 78" has 6 adj. shelves
- 72" has 5 adj. shelves
- 65" has 4 adj. shelves

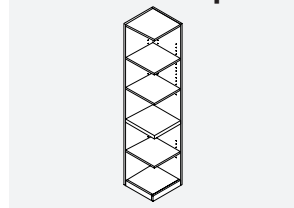
DMAG • Magazine Shelf for use with Open Bookcase



PRODUCT CODE		WOOD	LAMINATE	SIZE (INCHES)			WEIGHT LBS	VOL FT ³
				H	W	D		
DMAG3624		235		1	36	24	26	10
DMAG3622		219		1	36	22	24	10
DMAG3620		195		1	36	20	23	9
DMAG3615		168		1	36	15	20	8
DMAG3024		199		1	30	24	23	9
DMAG3022		185		1	30	22	22	9
DMAG3020		162		1	30	20	21	8
DMAG3015		140		1	30	15	19	8

- Shelf - can be specified for each shelf in an open bookcase

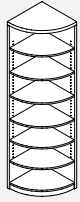
DBxS-1515 • Square Open Bookcase with Adj. Shelves



PRODUCT CODE		WOOD	LAMINATE	SIZE (INCHES)			WEIGHT LBS	VOL FT ³
				H	W	D		
DB7S1515	1913	2296	1530	78	16	16	119	10
DB6S1515	1766	2119	1413	72	16	16	110	9
DB5S1515	1626	1951	1301	65	16	16	100	9
DB4S1515	1339	1607	1071	48	16	16	82	6
DB2S1515	1096	1315	877	29	16	16	58	4

- 78" has 6 adj. shelves
- 72" has 5 adj. shelves
- 65" has 4 adj. shelves
- 48" has 3 adj. shelves
- 29" has 1 adj. shelf

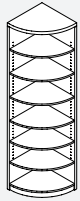
DBxR-1515 • Quarter Round Open Bookcase with Adj. Shelves



PRODUCT CODE		WOOD	LAMINATE	SIZE (INCHES)			WEIGHT LBS	VOL FT ³
				H	W	D		
DB7R1515	1913	2296	1530	78	16	16	119	10
DB6R1515	1766	2119	1413	72	16	16	110	9
DB5R1515	1626	1951	1301	65	16	16	100	9
DB4R1515	1339	1607	1071	48	16	16	82	6
DB2R1515	1096	1315	877	29	16	16	58	4

- 78" has 6 adj. shelves
- 72" has 5 adj. shelves
- 65" has 4 adj. shelves
- 48" has 3 adj. shelves
- 29" has 1 adj. shelf

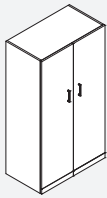
DB7R • Quarter Round Open Bookcase with Adj. Shelves



PRODUCT CODE		WOOD	LAMINATE	SIZE (INCHES)			WEIGHT LBS	VOL FT ³
				H	W	D		
DB7R2424H84	3590	4308	2872	84	24	24	201	28
DB7R2424H72	3076	3691	2461	72	24	24	177	28
DB7R2424H65	2822	3386	2258	65	24	24	159	22
DB7R2222H84	3291	3949	2633	84	22	22	180	20
DB7R2222H72	2822	3386	2258	72	22	22	159	20
DB7R2222H65	2461	2953	1969	65	22	22	143	18
DB7R2020H84	3133	3760	2506	84	20	20	160	19
DB7R2020H72	2687	3224	2150	72	20	20	142	17
DB7R2020H65	2461	2953	1969	65	20	20	128	15

- 84" has 6 adj. shelves
- 72" has 5 adj. shelves
- 65" has 4 adj. shelves

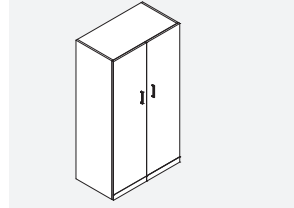
D1 • Storage Cabinet with Doors & Adj. Shelves



PRODUCT CODE		WOOD	LAMINATE	SIZE (INCHES)			WEIGHT LBS	VOL FT ³
				H	W	D		
D1D22W36H84	4566	5479	3653	84	36	22	279	42
D1D22W36H72	3916	4699	3133	72	36	22	242	33
D1D22W36H65	3589	4307	2871	65	36	22	228	30
D1D22W30H84	3998	4798	3198	84	30	22	246	35
D1D22W30H72	3425	4110	2740	72	30	22	214	28
D1D22W30H65	3142	3770	2514	65	30	22	202	25
D1D22W24H84	3423	4108	2738	84	24	22	214	28
D1D22W24H72	2935	3522	2348	72	24	22	186	24
D1D22W24H65	2695	3234	2156	65	24	22	176	22
D1D20W36H84	4352	5222	3482	84	36	20	265	35
D1D20W36H72	3728	4474	2982	72	36	20	230	30
D1D20W36H65	3420	4104	2736	65	36	20	217	28
D1D20W30H84	3627	4352	2902	84	30	20	234	29
D1D20W30H72	3108	3730	2486	72	30	20	203	25
D1D20W30H65	2848	3418	2278	65	30	20	192	23
D1D20W24H84	2905	3486	2324	84	24	20	203	23
D1D20W24H72	2488	2986	1990	72	24	20	177	20
D1D20W24H65	2279	2735	1823	65	24	20	166	18

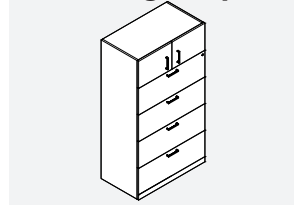
- 84" has 5 adj. Shelves
- 72" has 4 adj. Shelves
- 65" has 4 adj. Shelves

D2 • Wardrobe Cabinet with Doors, Coat Rack and Hat Shelf



PRODUCT CODE		WOOD	LAMINATE	SIZE (INCHES)			WEIGHT LBS	VOL FT ³
				H	W	D		
D2D22W36H84	3964	4757	3171	84	36	22	225	42
D2D22W36H72	3397	4076	2718	72	36	22	202	33
D2D22W36H65	3115	3738	2492	65	36	22	188	30
D2D22W30H84	3470	4164	2776	84	30	22	202	42
D2D22W30H72	2974	3569	2379	72	30	22	181	33
D2D22W30H65	2726	3271	2181	65	30	22	169	30
D2D22W24H84	2972	3566	2378	84	24	22	178	28
D2D22W24H72	2549	3059	2039	72	24	22	160	24
D2D22W24H65	2335	2802	1868	65	24	22	149	22
D2D20W36H84	3774	4529	3019	84	36	20	216	35
D2D20W36H72	3235	3882	2588	72	36	20	194	30
D2D20W36H65	2965	3558	2372	65	36	20	180	28
D2D20W30H84	3144	3773	2515	84	30	20	193	29
D2D20W30H72	2695	3234	2156	72	30	20	173	25
D2D20W30H65	2474	2969	1979	65	30	20	161	23
D2D20W24H84	2516	3019	2013	84	24	20	170	23
D2D20W24H72	2157	2588	1726	72	24	20	153	20
D2D20W24H65	1978	2374	1582	65	24	20	142	18

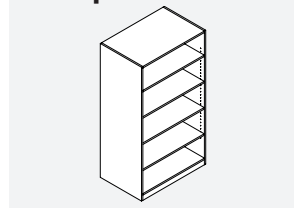
D6 • Storage Cupboard above Lat. File Cabinet with 4 Drawers



PRODUCT CODE		WOOD	LAMINATE	SIZE (INCHES)			WEIGHT LBS	VOL FT ³
				H	W	D		
D6D22W36H84	6681	8017	5345	84	36	22	289	42
D6D22W36H72	5728	6874	4582	72	36	22	252	33
D6D22W36H65	5247	6296	4198	65	36	22	239	30
D6D22W30H84	5844	7013	4675	84	30	22	247	35
D6D22W30H72	5058	6070	4046	72	30	22	215	28
D6D22W30H65	4604	5525	3683	65	30	22	203	25
D6D20W36H84	6360	7632	5088	84	36	20	280	35
D6D20W36H72	5450	6540	4360	72	36	20	245	30
D6D20W36H65	4997	5996	3998	65	36	20	232	28
D6D20W30H84	5300	6360	4240	84	30	20	239	29
D6D20W30H72	4544	5453	3635	72	30	20	209	25
D6D20W30H65	4169	5003	3335	65	30	20	197	23

• 84" has 1 adj. shelf

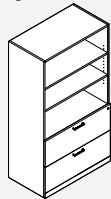
D7 • Open Bookcase with Adj. Shelves



PRODUCT CODE		WOOD	LAMINATE	SIZE (INCHES)			WEIGHT LBS	VOL FT ³
				H	W	D		
D7D20W36H84	3482	4178	2786	84	36	20	214	35
D7D20W36H72	3221	3865	2577	72	36	20	186	30
D7D20W36H65	2986	3583	2389	65	36	20	177	28
D7D20W30H84	2905	3486	2324	84	30	20	191	29
D7D20W30H72	2488	2986	1990	72	30	20	167	25
D7D20W30H65	2281	2737	1825	65	30	20	159	23

- 84" has 6 adj. shelves
- 72" has 5 adj. shelves
- 65" has 4 adj. shelves

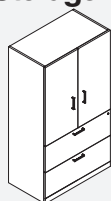
D12 • Open Cabinet with Adj. Shelves above 2 Lat. File Drawers



PRODUCT CODE		WOOD	LAMINATE	SIZE (INCHES)			WEIGHT LBS	VOL FT ³
				H	W	D		
D12D22W36H84	4962	5954	3970	84	36	22	250	36
D12D22W36H72	4252	5102	3402	72	36	22	220	33
D12D22W36H65	3898	4678	3118	65	36	22	211	30
D12D22W30H84	4343	5212	3474	84	30	22	226	31
D12D22W30H72	3724	4469	2979	72	30	22	200	28
D12D22W30H65	3411	4093	2729	65	30	22	191	25
D12D20W36H84	4774	5729	3819	84	36	20	238	33
D12D20W36H72	4050	4860	3240	72	36	20	211	30
D12D20W36H65	3711	4453	2969	65	36	20	202	28
D12D20W30H84	4136	4963	3309	84	30	20	215	28
D12D20W30H72	3545	4254	2836	72	30	20	191	25
D12D20W30H65	3097	3716	2478	65	30	20	183	23

- 84" has 3 adj. shelves
- 72" has 2 adj. shelves
- 65" has 2 adj. shelves

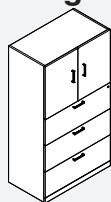
D13 • Storage Cabinet with Doors & Adj. Shelves above 2 Lat. File Drawers



PRODUCT CODE		WOOD	LAMINATE	SIZE (INCHES)			WEIGHT LBS	VOL FT ³
				H	W	D		
D13D22W36H84	5651	6781	4521	84	36	22	284	36
D13D22W36H72	4845	5814	3876	72	36	22	247	33
D13D22W36H65	4441	5329	3553	65	36	22	234	30
D13D22W30H84	4946	5935	3957	84	30	22	254	31
D13D22W30H72	4239	5087	3391	72	30	22	222	28
D13D22W30H65	3886	4663	3109	65	30	22	210	25
D13D20W36H84	5381	6457	4305	84	36	20	272	35
D13D20W36H72	4614	5537	3691	72	36	20	238	30
D13D20W36H65	4232	5078	3386	65	36	20	224	28
D13D20W30H84	4915	5898	3932	84	30	20	244	29
D13D20W30H72	3850	4620	3080	72	30	20	214	25
D13D20W30H65	3524	4229	2819	65	30	20	202	23

- 84" has 3 adj. shelves
- 72" has 2 adj. shelves
- 65" has 2 adj. shelves

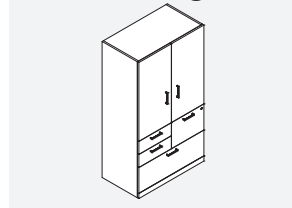
D14 • Storage Cabinet with Doors & Adj. Shelf above 3 Lat. File Drawers



PRODUCT CODE		WOOD	LAMINATE	SIZE (INCHES)			WEIGHT LBS	VOL FT ³
				H	W	D		
D14D22W36H84	6103	7324	4882	84	36	22	287	42
D14D22W36H72	5212	6254	4170	72	36	22	250	33
D14D22W36H65	4778	5734	3822	65	36	22	236	30
D14D22W30H84	5319	6383	4255	84	30	22	258	35
D14D22W30H72	4559	5471	3647	72	30	22	226	28
D14D22W30H65	4178	5014	3342	65	30	22	214	25
D14D20W36H84	5790	6948	4632	84	36	20	276	35
D14D20W36H72	4963	5956	3970	72	36	20	241	30
D14D20W36H65	4548	5458	3638	65	36	20	228	28
D14D20W30H84	4827	5792	3862	84	30	20	249	29
D14D20W30H72	4138	4966	3310	72	30	20	219	25
D14D20W30H65	3792	4550	3034	65	30	20	207	23

- 84" has 2 adj. shelves
- 72" has 1 adj. shelf
- 65" has 1 adj. shelf

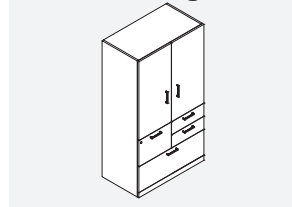
D15-R • Storage Cabinet with Doors & Adj. Shelves above Right Lateral Combination Storage



PRODUCT CODE		WOOD	LAMINATE	SIZE (INCHES)			WEIGHT LBS	VOL FT ³
				H	W	D		
D15D22W36H84R	6191	7429	4953	84	36	22	290	38
D15D22W36H72R	5309	6371	4247	72	36	22	253	33
D15D22W36H65R	4864	5837	3891	65	36	22	240	30
D15D20W36H84R	5441	6529	4353	84	36	20	278	35
D15D20W36H72R	4663	5596	3730	72	36	20	244	30
D15D20W36H65R	4274	5129	3419	65	36	20	231	28

- 84" has 3 adj. shelves
- 72" has 2 adj. shelves
- 65" has 2 adj. shelves

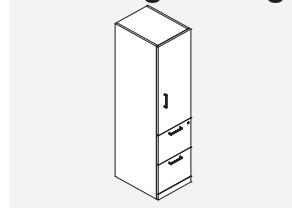
D15-L • Storage Cabinet with Doors & Adj. Shelves above Left Lateral Combination Storage



PRODUCT CODE		WOOD	LAMINATE	SIZE (INCHES)			WEIGHT LBS	VOL FT ³
				H	W	D		
D15D22W36H84L	6191	7429	4953	84	36	22	290	38
D15D22W36H72L	5309	6371	4247	72	36	22	253	33
D15D22W36H65L	4864	5837	3891	65	36	22	240	30
D15D20W36H84L	5441	6529	4353	84	36	20	278	35
D15D20W36H72L	4663	5596	3730	72	36	20	244	30
D15D20W36H65L	4274	5129	3419	65	36	20	231	28

- 84" has 3 adj. shelves
- 72" has 2 adj. shelves
- 65" has 2 adj. shelves

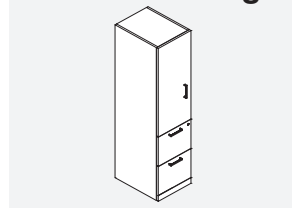
D17-R • Right Storage Cabinet with Doors, Adj. Shelves above FF Drawers



PRODUCT CODE		WOOD	LAMINATE	SIZE (INCHES)			WEIGHT LBS	VOL FT ³
				H	W	D		
D17D22W16H84R	4083	4900	3266	84	15.5	22	179	17
D17D22W16H72R	3403	4084	2722	72	15.5	22	158	15
D17D22W16H65R	3118	3742	2494	65	15.5	22	150	13
D17D20W16H84R	3710	4452	2968	84	15.5	20	171	15
D17D20W16H72R	3092	3710	2474	72	15.5	20	151	13
D17D20W16H65R	2836	3403	2269	65	15.5	20	143	12

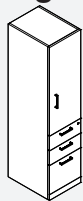
- 84" has 3 adj. shelves
- 72" has 2 adj. shelves
- 65" has 2 adj. shelves

D17-L • Left Storage Cabinet with Doors, Adj. Shelves above FF Drawers



PRODUCT CODE		WOOD	LAMINATE	SIZE (INCHES)			WEIGHT LBS	VOL FT ³
				H	W	D		
D17D22W16H84L	4083	4900	3266	84	15.5	22	179	17
D17D22W16H72L	3403	4084	2722	72	15.5	22	158	15
D17D22W16H65L	3118	3742	2494	65	15.5	22	150	13
D17D20W16H84L	3710	4452	2968	84	15.5	20	171	15
D17D20W16H72L	3092	3710	2474	72	15.5	20	151	13
D17D20W16H65L	2836	3403	2269	65	15.5	20	143	12

- 84" has 3 adj. shelves
- 72" has 2 adj. shelves
- 65" has 2 adj. shelves

D18-R • Right Storage Cabinet with Door, Adj. Shelves above BBF Drawers

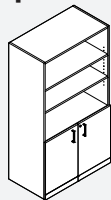
PRODUCT CODE		WOOD	LAMINATE	SIZE (INCHES)			WEIGHT LBS	VOL FT ³
				H	W	D		
D18D22W16H84R	4083	4900	3266	84	15.5	22	178	17
D18D22W16H72R	3403	4084	2722	72	15.5	22	158	15
D18D22W16H65R	3118	3742	2494	65	15.5	22	149	13
D18D20W16H84R	3710	4452	2968	84	15.5	20	170	15
D18D20W16H72R	3092	3710	2474	72	15.5	20	151	13
D18D20W16H65R	2836	3403	2269	65	15.5	20	142	12

- 84" has 3 adj. shelves
- 72" has 2 adj. shelves
- 65" has 2 adj. shelves

D18-L • Left Storage Cabinet with Door, Adj. Shelves above BBF Drawers

PRODUCT CODE		WOOD	LAMINATE	SIZE (INCHES)			WEIGHT LBS	VOL FT ³
				H	W	D		
D18D22W16H84L	4083	4900	3266	84	15.5	22	178	17
D18D22W16H72L	3403	4084	2722	72	15.5	22	158	15
D18D22W16H65L	3118	3742	2494	65	15.5	22	149	13
D18D20W16H84L	3710	4452	2968	84	15.5	20	170	15
D18D20W16H72L	3092	3710	2474	72	15.5	20	151	13
D18D20W16H65L	2836	3403	2269	65	15.5	20	142	12

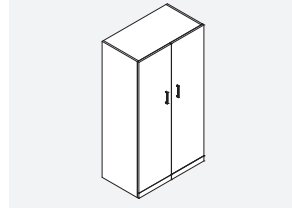
- 84" has 3 adj. shelves
- 72" has 2 adj. shelves
- 65" has 2 adj. shelves

D22 • Open Storage with Adj. Shelves above Storage Cabinet

PRODUCT CODE		WOOD	LAMINATE	SIZE (INCHES)			WEIGHT LBS	VOL FT ³
				H	W	D		
D22D22W36H84	4168	5002	3334	84	36	22	231	42
D22D22W36H72	3570	4284	2856	72	36	22	202	33
D22D22W36H65	3269	3923	2615	65	36	22	192	30
D22D22W30H84	3641	4369	2913	84	30	22	207	35
D22D22W30H72	2721	3265	2177	72	30	22	181	28
D22D22W30H65	2860	3432	2288	65	30	22	172	25
D22D20W36H84	3964	4757	3171	84	36	20	218	33
D22D20W36H72	3397	4076	2718	72	36	20	191	30
D22D20W36H65	3115	3738	2492	65	36	20	182	28
D22D20W30H84	3306	3967	2645	84	30	20	195	28
D22D20W30H72	2836	3403	2269	72	30	20	171	25
D22D20W30H65	2597	3116	2078	65	30	20	163	23

- 84" has 4 adj. shelves and 1 LP adj. shelf
- 72" has 3 adj. shelves and 1 LP adj. shelf
- 65" has 3 adj. shelves and 1 LP adj. shelf

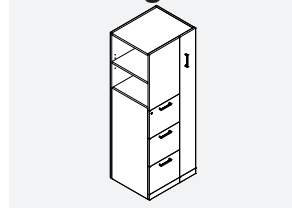
D25 • Cabinet with Doors, Storage with Adj. Shelves on Right & Wardrobe on Left



PRODUCT CODE		WOOD	LAMINATE	SIZE (INCHES)			WEIGHT LBS	VOL FT ³
				H	W	D		
D25D22W36H84	5124	6149	4099	84	36	22	245	42
D25D22W36H72	4393	5272	3514	72	36	22	215	33
D25D22W36H65	4026	4831	3221	65	36	22	202	30
D25D22W30H84	4481	5377	3585	84	30	22	219	35
D25D22W30H72	3839	4607	3071	72	30	22	192	28
D25D22W30H65	3521	4225	2817	65	30	22	180	25
D25D22W24H84	3839	4607	3071	84	24	22	192	28
D25D22W24H72	3293	3952	2634	72	24	22	169	24
D25D22W24H65	3017	3620	2414	65	24	22	158	22
D25D20W36H84	4875	5850	3900	84	36	20	234	35
D25D20W36H72	4179	5015	3343	72	36	20	206	30
D25D20W36H65	3834	4601	3067	65	36	20	193	28
D25D20W30H84	4065	4878	3252	84	30	20	208	29
D25D20W30H72	3484	4181	2787	72	30	20	183	25
D25D20W30H65	3193	3832	2554	65	30	20	171	23
D25D20W24H84	3256	3907	2605	84	24	20	182	23
D25D20W24H72	2791	3349	2233	72	24	20	161	20
D25D20W24H65	2558	3070	2046	65	24	20	150	18

- 84" has 5 adj. shelves
- 72" has 4 adj. shelves
- 65" has 4 adj. shelves
- Wardrobe with coat rack & hat shelf

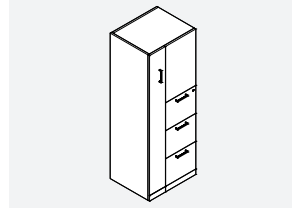
D26-R • Right Tower Unit with Wardrobe, 3 File Drawers, Open Storage & Adj Shelf



PRODUCT CODE		WOOD	LAMINATE	SIZE (INCHES)			WEIGHT LBS	VOL FT ³
				H	W	D		
D26D22W24H84R	6389	7667	5111	84	24	22	218	24
D26D22W24H72R	5474	6569	4379	72	24	22	194	22
D26D22W24H65R	5020	6024	4016	65	24	22	183	20
D26D20W24H84R	6083	7300	4866	84	24	20	209	22
D26D20W24H72R	5215	6258	4172	72	24	20	186	20
D26D20W24H65R	4781	5737	3825	65	24	20	176	18

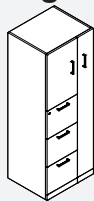
- 84" has 2 adj. shelves on left
- 72" has 1 adj. shelf on left
- Wardrobe on right side with coat rack, three file drawers and open bookcase on side

D26-L • Left Tower Unit with Wardrobe, 3 File Drawers, Open Storage & Adj Shelf



PRODUCT CODE		WOOD	LAMINATE	SIZE (INCHES)			WEIGHT LBS	VOL FT ³
				H	W	D		
D26D22W24H84L	6389	7667	5111	84	24	22	218	24
D26D22W24H72L	5474	6569	4379	72	24	22	194	22
D26D22W24H65L	5020	6024	4016	65	24	22	183	20
D26D20W24H84L	6083	7300	4866	84	24	20	209	22
D26D20W24H72L	5215	6258	4172	72	24	20	186	20
D26D20W24H65L	4781	5737	3825	65	24	20	176	18

- 84" has 2 adj. shelves on right
- 72" has 1 adj. shelf on right
- Wardrobe on left side with coat rack, three file drawers and open bookcase on side

D27-R • Right Tower Unit with Wardrobe, 3 File Drawers & Storage with Adj. Shelf

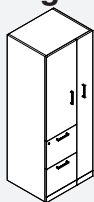
PRODUCT CODE		WOOD	LAMINATE	SIZE (INCHES)			WEIGHT LBS	VOL FT ³
				H	W	D		
D27D22W24H84R	6389	7667	5111	84	24	22	218	24
D27D22W24H72R	5474	6569	4379	72	24	22	194	22
D27D22W24H65R	5020	6024	4016	65	24	22	183	20
D27D20W24H84R	6083	7300	4866	84	24	20	209	22
D27D20W24H72R	5215	6258	4172	72	24	20	186	20
D27D20W24H65R	4781	5737	3825	65	24	20	176	18

- 84" has 2 adj. shelves on left
- 72" has 1 adj. shelf on left
- 65" has 1 adj. shelf on left
- Wardrobe with coat rack and hat shelf

D27-L • Left Tower Unit with Wardrobe, 3 File Drawers & Storage with Adj. Shelf

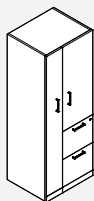
PRODUCT CODE		WOOD	LAMINATE	SIZE (INCHES)			WEIGHT LBS	VOL FT ³
				H	W	D		
D27D22W24H84L	6389	7667	5111	84	24	22	218	24
D27D22W24H72L	5474	6569	4379	72	24	22	194	22
D27D22W24H65L	5020	6024	4016	65	24	22	183	20
D27D20W24H84L	6083	7300	4866	84	24	20	209	22
D27D20W24H72L	5215	6258	4172	72	24	20	186	20
D27D20W24H65L	4781	5737	3825	65	24	20	176	18

- 84" has 2 adj. shelves on right
- 72" has 1 adj. shelf on right
- 65" has 1 adj. shelf on right
- Wardrobe with coat rack and hat shelf

D29-R • Right Tower Unit with Wardrobe, 2 File Drawers & Storage with Adj. Shelves

PRODUCT CODE		WOOD	LAMINATE	SIZE (INCHES)			WEIGHT LBS	VOL FT ³
				H	W	D		
D29D22W24H84R	5533	6640	4426	84	24	22	212	24
D29D22W24H72R	4667	5600	3734	72	24	22	188	22
D29D22W24H65R	4235	5082	3388	65	24	22	177	20
D29D20W24H84R	5245	6294	4196	84	24	20	203	22
D29D20W24H72R	4421	5305	3537	72	24	20	180	20
D29D20W24H65R	4010	4812	3208	65	24	20	170	18

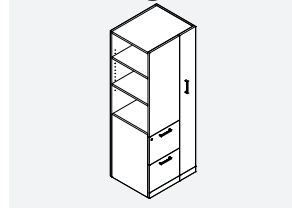
- 84" has 2 adj. shelves on left
- 72" has 1 adj. shelf on left
- 65" has 1 adj. shelf on left
- Wardrobe on right side with coat rack, two file drawers, on the other side, a closed door bookcase with one adjustable shelf

D29-L • Left Tower Unit with Wardrobe, 2 File Drawers & Storage with Adj. Shelves

PRODUCT CODE		WOOD	LAMINATE	SIZE (INCHES)			WEIGHT LBS	VOL FT ³
				H	W	D		
D29D22W24H84L	5533	6640	4426	84	24	22	212	24
D29D22W24H72L	4667	5600	3734	72	24	22	188	22
D29D22W24H65L	4235	5082	3388	65	24	22	177	20
D29D20W24H84L	5245	6294	4196	84	24	20	203	22
D29D20W24H72L	4421	5305	3537	72	24	20	180	20
D29D20W24H65L	4010	4812	3208	65	24	20	170	18

- 84" has 2 adj. shelves on right
- 72" has 1 adj. shelf on right
- 65" has 1 adj. shelf on right
- Wardrobe on left side with coat rack, two file drawers, on the other side, a closed door bookcase with one adjustable shelf

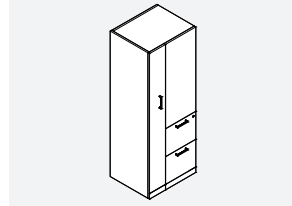
D30-R • Right Tower Unit with Wardrobe, 2 File Drawers, Open Storage & Adj. Shelves



PRODUCT CODE		WOOD	LAMINATE	SIZE (INCHES)			WEIGHT LBS	VOL FT ³
				H	W	D		
D30D22W24H84R	5533	6640	4426	84	24	22	212	24
D30D22W24H72R	4667	5600	3734	72	24	22	188	22
D30D22W24H65R	4235	5082	3388	65	24	22	177	20
D30D20W24H84R	5245	6294	4196	84	24	20	203	22
D30D20W24H72R	4421	5305	3537	72	24	20	180	20
D30D20W24H65R	4010	4812	3208	65	24	20	170	18

- 84" has 2 adj. shelves on left
- 72" has 2 adj. shelves on left
- 65" has 1 adj. shelf on left
- Wardrobe on right side with coat rack, two file drawers and open bookcase on side

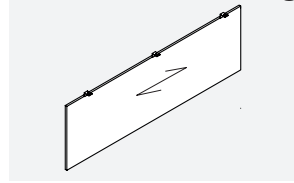
D30-L • Left Tower Unit with Wardrobe, 2 File Drawers, Open Storage & Adj. Shelves



PRODUCT CODE		WOOD	LAMINATE	SIZE (INCHES)			WEIGHT LBS	VOL FT ³
				H	W	D		
D30D22W24H84L	5533	6640	4426	84	24	22	212	24
D30D22W24H72L	4667	5600	3734	72	24	22	188	22
D30D22W24H65L	4235	5082	3388	65	24	22	177	20
D30D20W24H84L	5245	6294	4196	84	24	20	203	22
D30D20W24H72L	4421	5305	3537	72	24	20	180	20
D30D20W24H65L	4010	4812	3208	65	24	20	170	18

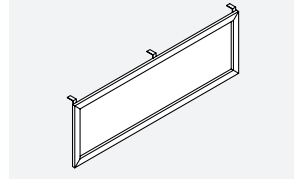
- 84" has 2 adj. shelves on right
- 72" has 2 adj. shelves on right
- 65" has 1 adj. shelf on right
- Wardrobe on left side with coat rack, two file drawers and open bookcase on side

CMP-W • Wood Straight Modesty Panel hanging from Top



PRODUCT CODE	FINISH OPTION		SIZE (INCHES)			WEIGHT LBS	VOL FT ³
	WOOD	LAMINATE	H	W	D		
CMP72W	1279	1022	18	67		20	1
CMP66W	1237	989	18	61		18	1
CMP60W	1217	974	18	55		16	1
CMP54W	1196	956	18	49		14	1
CMP48W	1178	943	18	43		13	1

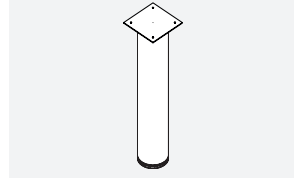
CMP-G • Glass Straight Modesty Panel hanging from Top



PRODUCT CODE	PRICE	SIZE (INCHES)			WEIGHT LBS	VOL FT ³
		H	W	D		
CMP72G	2304	18	67		20	1
CMP66G	2176	18	61		18	1
CMP60G	1989	18	55		16	1
CMP54G	1854	18	49		14	1
CMP48G	1769	18	43		13	1

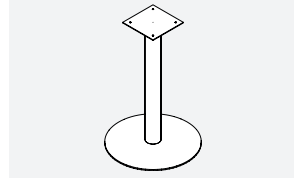
- Aluminum framed glass modesty panel with frosted glass is standard
- For white back painted glass, please contact Customer Service for pricing

SM • Metal Post Upgrade from SM03



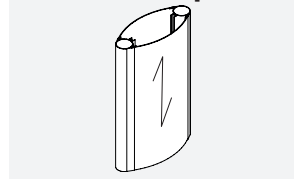
PRODUCT CODE	PRICE	SIZE (INCHES)			WEIGHT LBS	VOL FT ³
		H	W	D		
SM06	325	28	6			
SM04	107	28	4			
SM03	0	28	3			

F3 • Metal Flat Plate Base Upgrade from SMO3



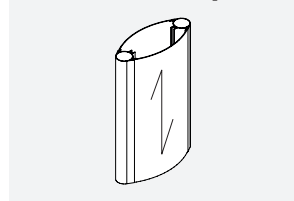
PRODUCT CODE	PRICE	SIZE (INCHES)			WEIGHT LBS	VOL FT ³
		H	W	D		
F3P18	1111	28	18			

TE • Wood Elliptical Base with PVC End Caps, Upgrade from SMO3



PRODUCT CODE	PRICE	SIZE (INCHES)			WEIGHT LBS	VOL FT ³
		H	W	D		
TE18	896	28	18	5		

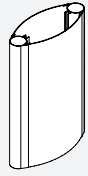
TEL • Wood Elliptical Base with Aluminum End Caps, Upgrade from SMS4



PRODUCT CODE	PRICE	SIZE (INCHES)			WEIGHT LBS	VOL FT ³
		H	W	D		
TEL18	1052	28	18	5	20	2

- Anodized Aluminum end caps

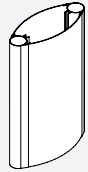
TE-HPL • HPL Elliptical Base with PVC End Caps, Upgrade from SMS4



PRODUCT CODE	PRICE	SIZE (INCHES)			WEIGHT LBS	VOL FT3
		H	W	D		
TE18HPL	716	28	18	5	16	2

- Please specify: Black or Tungsten PVC end caps

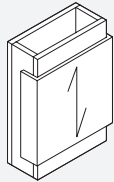
TEL-HPL • HPL Elliptical Base with Aluminum End Caps, Upgrade from SMS4



PRODUCT CODE	PRICE	SIZE (INCHES)			WEIGHT LBS	VOL FT3
		H	W	D		
TEL18HPL	843	28	18	5	20	2

- Anodized Aluminum end caps

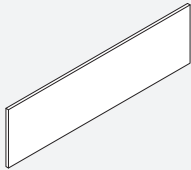
TPML • Laminate Rectangular Pedestal Base. Upgrade from SMS4



PRODUCT CODE	PRICE	SIZE (INCHES)			WEIGHT LBS	VOL FT3
		H	W	D		
TPML18	951	28	18	5	40	2

- With wood decorative panel

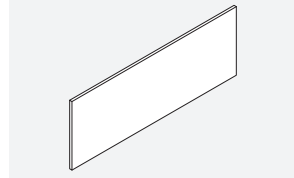
DTS • Tackboard for 36" High Non Pigeon-Hole Hutches



PRODUCT CODE	PRICE	SIZE (INCHES)			WEIGHT LBS	VOL FT3
		H	W	D		
DTS108	1098	20	106	1	23	2
DTS102	1039	20	100	1	19	2
DTS96	975	20	94	1	15	1
DTS90	917	20	88	1	15	1
DTS84	858	20	82	1	14	1
DTS78	793	20	76	1	13	1
DTS72	732	20	70	1	12	1
DTS66	670	20	64	1	11	1
DTS60	612	20	58	1	10	1
DTS36	366	20	34	1	6	1
DTS30	304	20	28	1	4	1

- Factory Installed Hutch Tackboard

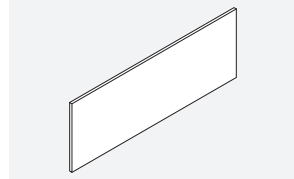
DTSP-H23 • Tackboard for 42" & 54" High Pigeon-Hole Hutch



PRODUCT CODE	PRICE	SIZE (INCHES)			WEIGHT LBS	VOL FT3
		H	W	D		
DTSP108H23	1240	23	106	1	30	2
DTSP102H23	1181	23	100	1	24	2
DTSP96H23	1104	23	94	1	20	2
DTSP90H23	1036	23	88	1	20	2
DTSP84H23	964	23	82	1	18	2
DTSP78H23	897	23	76	1	17	2
DTSP72H23	831	23	70	1	16	1
DTSP66H23	761	23	64	1	14	1
DTSP60H23	693	23	58	1	13	1
DTSP36H23	413	23	34	1	8	1
DTSP30H23	343	23	28	1	5	1

- Factory Installed Hutch Tackboard

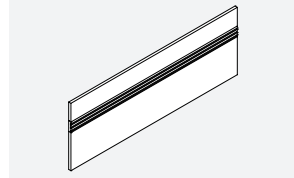
DTS-H26 • Tackboard for 42" & 54" High Non Pigeon-Hole Hutch



PRODUCT CODE	PRICE	SIZE (INCHES)			WEIGHT LBS	VOL FT3
		H	W	D		
DTS108H26	1431	26	106	1	30	2
DTS102H26	1349	26	100	1	24	2
DTS96H26	1270	26	94	1	20	2
DTS90H26	1193	26	88	1	20	2
DTS84H26	1033	26	82	1	18	2
DTS78H26	873	26	76	1	17	2
DTS72H26	793	26	70	1	16	1
DTS66H26	709	26	64	1	14	1
DTS60H26	551	26	58	1	13	1
DTS36H26	478	26	34	1	8	1
DTS30H26	398	26	28	1	5	1

- Factory Installed Hutch Tackboard

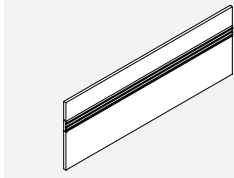
DTSAS • Tackboard with Rail for 36" High Non Pigeon-Hole Hutch



PRODUCT CODE	PRICE	SIZE (INCHES)			WEIGHT LBS	VOL FT3
		H	W	D		
DTSAS108	1943	20	106	1	23	2
DTSAS102	1756	20	100	1	19	2
DTSAS96	1730	20	94	1	15	1
DTSAS90	1623	20	88	1	15	1
DTSAS84	1515	20	82	1	14	1
DTSAS78	1404	20	76	1	13	1
DTSAS72	1296	20	70	1	12	1
DTSAS66	1190	20	64	1	11	1
DTSAS60	1082	20	58	1	10	1
DTSAS36	646	20	34	1	6	1
DTSAS30	537	20	28	1	4	1

- Factory Installed Hutch Tackboard
- Please specify the Metal Colour: Black (E), Tungsten (K) or Designer White (DWT)

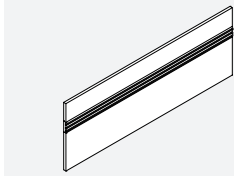
DTSPAS-H23 • Tackboard with Rail for 42” and 54” High Pigeon-Hole Hutches



PRODUCT CODE	PRICE	SIZE (INCHES)			WEIGHT LBS	VOL FT ³
		H	W	D		
DTSPAS108H23	2114	23	106	1	30	2
DTSPAS102H23	2007	23	100	1	24	2
DTSPAS96H23	1883	23	94	1	20	2
DTSPAS90H23	1764	23	88	1	20	2
DTSPAS84H23	1647	23	82	1	18	2
DTSPAS78H23	1529	23	76	1	17	2
DTSPAS72H23	1410	23	70	1	16	1
DTSPAS66H23	1294	23	64	1	14	1
DTSPAS60H23	1175	23	58	1	13	1
DTSPAS36H23	706	23	34	1	8	1
DTSPAS30H23	591	23	28	1	5	1

- Factory Installed Hutch Tackboard
- Please specify the Metal Colour: Black (E), Tungsten (K) or Designer White (DWT)

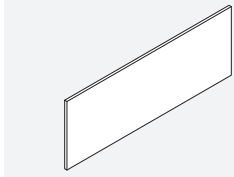
DTSAS-H26 • Tackboard with Rail for 42” & 54” High Non Pigeon-Hole Hutches



PRODUCT CODE	PRICE	SIZE (INCHES)			WEIGHT LBS	VOL FT ³
		H	W	D		
DTSAS108H26	2343	26	106	1	23	2
DTSAS102H26	2207	26	100	1	19	2
DTSAS96H26	2078	26	94	1	15	1
DTSAS90H26	1955	26	88	1	15	1
DTSAS84H26	1800	26	82	1	14	1
DTSAS78H26	1687	26	76	1	13	1
DTSAS72H26	1531	26	70	1	12	1
DTSAS66H26	1431	26	64	1	11	1
DTSAS60H26	1299	26	58	1	10	1
DTSAS36H26	778	26	34	1	6	1
DTSAS30H26	654	26	28	1	4	1

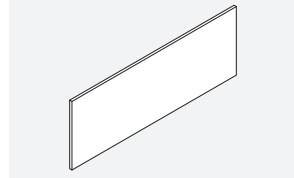
- Factory Installed Hutch Tackboard
- Please specify the Metal Colour: Black (E), Tungsten (K) or Designer White (DWT)

TS • Tackboard for 65” High Non Pigeon-Hole Wall Mount Cabinets



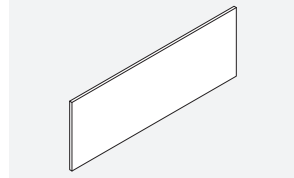
PRODUCT CODE	PRICE	SIZE (INCHES)			WEIGHT LBS	VOL FT ³
		H	W	D		
TS108	1260	19.2	108	1	23	2
TS102	1193	19.2	102	1	19	2
TS96	1121	19.2	96	1	17	1
TS90	1052	19.2	90	1	15	1
TS84	985	19.2	84	1	14	1
TS78	911	19.2	78	1	13	1
TS72	840	19.2	72	1	12	1
TS66	767	19.2	66	1	11	1
TS60	702	19.2	60	1	10	1
TS54	631	19.2	54	1	10	1
TS48	563	19.2	48	1	10	1
TS42	493	19.2	42	1	10	1
TS36	422	19.2	36	1	8	1
TS30	353	19.2	30	1	5	1

TSP-H23 • Tackboard for 72" High Pigeon-Hole Wall Mount Cabinets



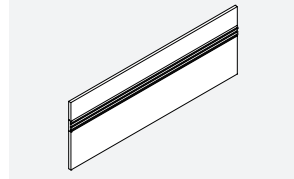
PRODUCT CODE	PRICE	SIZE (INCHES)			WEIGHT LBS	VOL FT ³
		H	W	D		
TSP108H23	1424	22.3	108	1	30	2
TSP102H23	1356	22.3	102	1	24	2
TSP96H23	1267	22.3	96	1	22	2
TSP90H23	1189	22.3	90	1	20	1
TSP84H23	1107	22.3	84	1	18	1
TSP78H23	1033	22.3	78	1	17	1
TSP72H23	954	22.3	72	1	16	1
TSP66H23	872	22.3	66	1	14	1
TSP60H23	819	22.3	60	1	13	1
TSP54H23	795	22.3	54	1	13	1
TSP48H23	631	22.3	48	1	13	1
TSP42H23	556	22.3	42	1	13	1
TSP36H23	475	22.3	36	1	8	1
TSP30H23	395	22.3	30	1	5	1

TS-H26 • Tackboard for 72" High Non Pigeon-Hole Wall Mount Cabinets



PRODUCT CODE	PRICE	SIZE (INCHES)			WEIGHT LBS	VOL FT ³
		H	W	D		
TS108H26	1647	26	108	1	30	2
TS102H26	1548	26	102	1	24	2
TS96H26	1461	26	96	1	22	2
TS90H26	1370	26	90	1	20	2
TS84H26	1274	26	84	1	18	2
TS78H26	1184	26	78	1	17	2
TS72H26	1094	26	72	1	16	1
TS66H26	1004	26	66	1	14	1
TS60H26	911	26	60	1	13	1
TS54H26	822	26	54	1	13	1
TS48H26	729	26	48	1	13	1
TS42H26	638	26	42	1	13	1
TS36H26	548	26	36	1	8	1
TS30H26	456	26	30	1	5	1

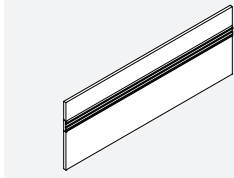
TSAS • Tackboard with Rail for 65" High Non Pigeon-Hole Wall Mount Cabinets



PRODUCT CODE	PRICE	SIZE (INCHES)			WEIGHT LBS	VOL FT ³
		H	W	D		
TSAS108	2222	19.2	108	1	23	2
TSAS102	2106	19.2	102	1	19	2
TSAS96	1972	19.2	96	1	15	1
TSAS90	1856	19.2	90	1	15	1
TSAS84	1731	19.2	84	1	14	1
TSAS78	1607	19.2	78	1	13	1
TSAS72	1483	19.2	72	1	12	1
TSAS66	1361	19.2	66	1	11	1
TSAS60	1234	19.2	60	1	10	1
TSAS54	1115	19.2	54	1	10	1
TSAS48	992	19.2	48	1	10	1
TSAS42	866	19.2	42	1	10	1
TSAS36	738	19.2	36	1	6	0
TSAS30	572	19.2	30	1	4	0

• Please specify the Metal Colour: Black (E), Tungsten (K) or Designer White (DWT)

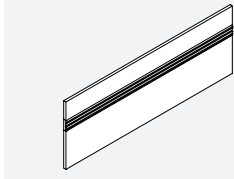
TSPAS-H23 • Tackboard with Rail for 72" High Pigeon-Hole Wall Mount Cabinets



PRODUCT CODE	PRICE	SIZE (INCHES)			WEIGHT LBS	VOL FT3
		H	W	D		
TSPAS108H23	2414	22.3	108	1	30	2
TSPAS102H23	2295	22.3	102	1	24	2
TSPAS96H23	2152	22.3	96	1	20	2
TSPAS90H23	2016	22.3	90	1	20	2
TSPAS84H23	1881	22.3	84	1	18	2
TSPAS78H23	1749	22.3	78	1	17	2
TSPAS72H23	1612	22.3	72	1	16	1
TSPAS66H23	1481	22.3	66	1	14	1
TSPAS60H23	1342	22.3	60	1	13	1
TSPAS54H23	1190	22.3	54	1	13	1
TSPAS48H23	1074	22.3	48	1	13	1
TSPAS42H23	943	22.3	42	1	13	1
TSPAS36H23	810	22.3	36	1	6	1
TSPAS30H23	672	22.3	30	1	4	1

• Please specify the Metal Colour: Black (E), Tungsten (K) or Designer White (DWT)

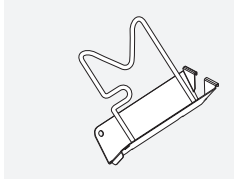
TSAS-H26 • Tackboard with Rail for 72" High Non Pigeon-Hole Wall Mount Cabinets



PRODUCT CODE	PRICE	SIZE (INCHES)			WEIGHT LBS	VOL FT3
		H	W	D		
TSAS108H26	2679	26	108	1	23	2
TSAS102H26	2522	26	102	1	19	2
TSAS96H26	2372	26	96	1	15	1
TSAS90H26	2234	26	90	1	15	1
TSAS84H26	2058	26	84	1	14	1
TSAS78H26	1927	26	78	1	13	1
TSAS72H26	1753	26	72	1	12	1
TSAS66H26	1638	26	66	1	11	1
TSAS60H26	1485	26	60	1	10	1
TSAS54H26	1336	26	54	1	10	1
TSAS48H26	1192	26	48	1	10	1
TSAS42H26	1045	26	42	1	10	1
TSAS36H26	891	26	36	1	6	0
TSAS30H26	742	26	30	1	4	0

• Please specify the Metal Colour: Black (E), Tungsten (K) or Designer White (DWT)

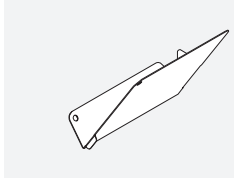
BAFS01 • Metal Flip Sorter - Accessory Rail mounted



PRODUCT CODE	PRICE	SIZE (INCHES)			WEIGHT LBS	VOL FT3
		H	W	D		
BAFS01	44	9.25	275	9.25	0.6	0.14

• Please specify the Metal Color: Black (E), Tungsten (K) or Designer White (DWT)
 • Rail mounted Metal Flip Sorter comes with nickel plated wire

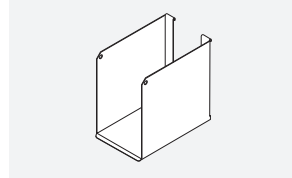
BASS01 • Metal Slant Sorter - Accessory Rail mounted



PRODUCT CODE	PRICE	SIZE (INCHES)			WEIGHT LBS	VOL FT3
		H	W	D		
BASS01R	39	9.5	5	10.25	1	0.28
BASS01L	39	9.5	5	10.25	1	0.28

• Please specify the Metal Color: Black (E), Tungsten (K) or Designer White (DWT)

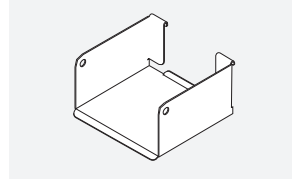
BABB01 • Metal Binder Bin - Accessory Rail mounted



PRODUCT CODE	PRICE	SIZE (INCHES)			WEIGHT LBS	VOL FT ³
		H	W	D		
BABB01	62	9	4	10.25	1.85	0.21

• Please specify the Metal Color: Black (E), Tungsten (K) or Designer White (DWT)

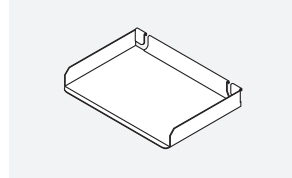
BAMB01 • Metal Media Bin - Accessory Rail mounted



PRODUCT CODE	PRICE	SIZE (INCHES)			WEIGHT LBS	VOL FT ³
		H	W	D		
BAMB01	46	3	5.75	5.25	0.8	0.05

• Please specify the Metal Color: Black (E), Tungsten (K) or Designer White (DWT)

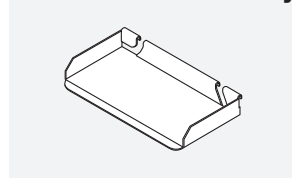
BALT01 • Metal Letter Tray - Accessory Rail mounted



PRODUCT CODE	PRICE	SIZE (INCHES)			WEIGHT LBS	VOL FT ³
		H	W	D		
BALT01	46	2	13.5	9.25	0.5	0.15
BALT01LGL	62					

• Please specify the Metal Color: Black (E), Tungsten (K) or Designer White (DWT)

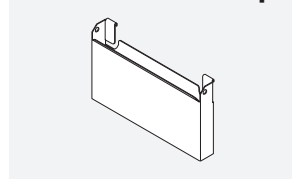
BAUT01 • Metal Utility Tray - Accessory Rail mounted



PRODUCT CODE	PRICE	SIZE (INCHES)			WEIGHT LBS	VOL FT ³
		H	W	D		
BAUT01	35	1	8.5	3.75	0.5	0.02

• Please specify the Metal Color: Black (E), Tungsten (K) or Designer White (DWT)

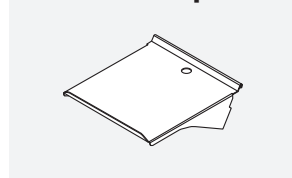
BAPP01 • Metal Paper Pocket - Accessory Rail mounted



PRODUCT CODE	PRICE	SIZE (INCHES)			WEIGHT LBS	VOL FT ³
		H	W	D		
BAPP01	77	9	16	2.75	2	0.25

• Please specify the Metal Color: Black (E), Tungsten (K) or Designer White (DWT)

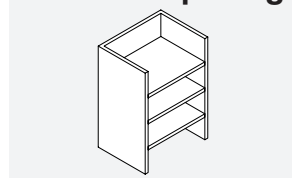
BATH01 • Telephone Holder - Accessory Rail mounted



PRODUCT CODE	PRICE	SIZE (INCHES)			WEIGHT LBS	VOL FT ³
		H	W	D		
BATH01	73	2	9	10	2	0.26

• Please specify the Metal Color: Black (E), Tungsten (K) or Designer White (DWT)


DCPH16 • Paper Organizer, Legal & Letter Format



PRODUCT CODE	PRICE	SIZE (INCHES)			WEIGHT LBS	VOL FT ³
		H	W	D		
DCPH161226	872	27	16	12	20	3
DCPH161223	737	23	16	12	18	3
DCPH161219	561	20	16	12	15	2
DCPH131226	706	27	13	12	16	2
DCPH131223	599	23	13	12	15	2
DCPH131219	452	20	13	12	12	2

• Please specify the Metal Color: Black (E), Tungsten (K) or Designer White (DWT)

LED • LED Light



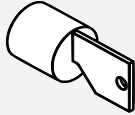
PRODUCT CODE	PRICE	SIZE (INCHES)			WEIGHT LBS	VOL FT3
		H	W	D		
LED48	672	1	48	1	1	1
LED36	545	1	36	1	1	1
LED24	411	1	24	1	1	1

GM1 • Round Grommet - Plastic



PRODUCT CODE	PRICE	SIZE (INCHES)			WEIGHT LBS	VOL FT3
		H	W	D		
GM1E (Black)	51		2.4	DIA		
GM1K (Tungsten)	51		2.4	DIA		

LO • Lock Assembly



PRODUCT CODE	PRICE	SIZE (INCHES)			WEIGHT LBS	VOL FT3
		H	W	D		
LO (Black)	118		3.5	2		
LO/C (Tungsten)	118		3.5	2		