

INCLUDE



model IN30AHB



model IN30NHB

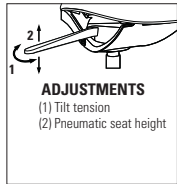


model IN30AMB



model IN30NMB

Weight sensing synchro-tilter mechanism (-8)



Ergonomic features:
 B, C, L, M, N, U

STANDARD FEATURES


- Include combines exceptional comfort with refined elegance. The series features Global's first kinetic synchro-tilt mechanism that provides a smooth ride and support.
- Designed for boardrooms, meeting rooms and executive offices.
- Two back heights are available that feature a contoured design with a flexible inner structure which includes an integrated lumbar that provides passive adjustment for exceptional back comfort.
- Molded foam seat with waterfall front edge.
- Sleek seat structure free of visible fasteners.
- Fixed arm and armless models are available.
- Polished aluminum fixed arms are standard with Black (BLK) flush-mount, self-skinned urethane (SSU) armcaps. Kalua (KAL) and Shadow (SHW) armcaps are optionally available with an upcharge.
- A 4" gas cylinder (4Z) matches selected base finish. It features an adjustable seat height from 17" to 21" and armrests designed to fit under tables with a clearance of 27" or more. *Note: higher range cylinders are not recommended with fixed arm models and may result in arm contact with table edge. Check clearance to avoid damage.*
- Five prong, injection molded, fiberglass reinforced nylon Black base (B7) is standard. Polished aluminum base (A7) is optionally available with an upcharge.
- 2.5" dual wheel carpet casters (C82) are standard. Hard surface flooring casters (C82R) are optionally available with an upcharge.
- Available with contrasting fabrics. Specify seat separate from backs. Use the Build-It tool on our website for pricing. *Combining different material types (ex. vinyl and fabric) is not recommended due to the potential for puckering.*
- Upholstery options: fabric, vinyl or leather.
- Active weight capacity for this series is 300 lbs. and is covered under Global's Limited Lifetime Warranty.







Please add option codes in the following order:

- **Model number**
Specify model number.
- **Back textile**
Specify textile code.
- **Seat seams and textile**
(NS) no sealed seams
(SE) sealed seat seams. Add \$22.
Specify textile code.
- **Armcap finish**
(BLK) Black. No upcharge.
(KAL) Kalua. Add \$24.
(SHW) Shadow. Add \$24.
- **Cylinder type**
(4Z) 4" gas.
- **Base finish**
(B7) Black. No upcharge.
(A7) Polished aluminum. Add \$131.
- **Casters**
(82) C82 dual wheel carpet casters. No upcharge.
(8R) C82R dual wheel hard floor casters. Add \$21.
- **Moisture barrier** (not available with sealed seams)
(NB) no moisture barrier.
(MB) moisture barrier (seat only). Add \$81.

EXAMPLE INCLUDE ORDER CODE:

IN30AHB	-FU75	-NS	-FU75	-BLK	-4Z	-B7	-82	-NB
Model number	Back textile	Sealed seams (seat)	Seat textile	Armcap finish	Gas cylinder	Base finish	Caster type	Moisture barrier

DESCRIPTION	FEATURES	MODEL #	STANDARD TEXTILE GRADES											
			1	2	3	4	5	6	7	8	9	10	11	12
 <p>High Back Weight Sensing Synchro-Tilter w/Arms COM: 2 YD 1.83 M Unit weight: 44.5 LB 20.2 KG Carton weight: 56.5 LB 25.63 KG Carton volume: 10.5 FT³ 0.29 MT³</p>		IN30AHB	1390	1454	1508	1571	1672	1766	1860	1942	2044	2140	2270	2454
			OVERALL DIMENSIONS			SEAT DIMENSIONS			BACK DIMENSIONS					
			W	D	H	W	D	H	W	H				
			IN 24.5	24.5	42.5	21	18	17-21	18	25				
			MM 622	622	1080	533	457	432-533	457	635				

DESCRIPTION	FEATURES	MODEL #	STANDARD TEXTILE GRADES													
			1	2	3	4	5	6	7	8	9	10	11	12		
 <p>High Back Weight Sensing Synchro-Tilter, Armless COM: 2 YD 1.83 M Unit weight: 38 LB 17.3 KG Carton weight: 50 LB 22.68 KG Carton volume: 10.5 FT³ 0.29 MT³</p>		IN30NHB	1165	1229	1283	1346	1447	1541	1635	1717	1819	1915	2045	2229		
				OVERALL DIMENSIONS			SEAT DIMENSIONS			BACK DIMENSIONS						
				W	D	H	W	D	H	W	H					
				IN 21	24.5	42.5	21	18	17-21	18	25					
				MM 533	622	1080	533	457	432-533	457	635					
				RTA 2		1 per carton										
	 <p>Mid Back Weight Sensing Synchro-Tilter w/Arms COM: 1.75 YD 1.6 M Unit weight: 43 LB 19.5 KG Carton weight: 55 LB 24.95 KG Carton volume: 10.5 FT³ 0.29 MT³</p>		IN30AMB	1340	1396	1443	1498	1587	1669	1751	1823	1912	1996	2110	2271	
					OVERALL DIMENSIONS			SEAT DIMENSIONS			BACK DIMENSIONS					
					W	D	H	W	D	H	W	H				
					IN 24.5	24	37.5	21	18	17-21	18	20.5				
			MM 622	610	953	533	457	432-533	457	521						
			RTA 2		1 per carton											
 <p>Mid Back Weight Sensing Synchro-Tilter, Armless COM: 1.75 YD 1.6 M Unit weight: 36.5 LB 16.6 KG Carton weight: 48.5 LB 22 KG Carton volume: 10.5 FT³ 0.29 MT³</p>			IN30NMB	1115	1171	1218	1273	1362	1444	1526	1598	1687	1771	1885	2046	
					OVERALL DIMENSIONS			SEAT DIMENSIONS			BACK DIMENSIONS					
					W	D	H	W	D	H	W	H				
					IN 21	24	37.5	21	18	17-21	18	20.5				
				MM 533	610	953	533	457	432-533	457	521					
				RTA 2		1 per carton										