

specialty



Academic Task363



Industrial Anti-Microbial - 62371



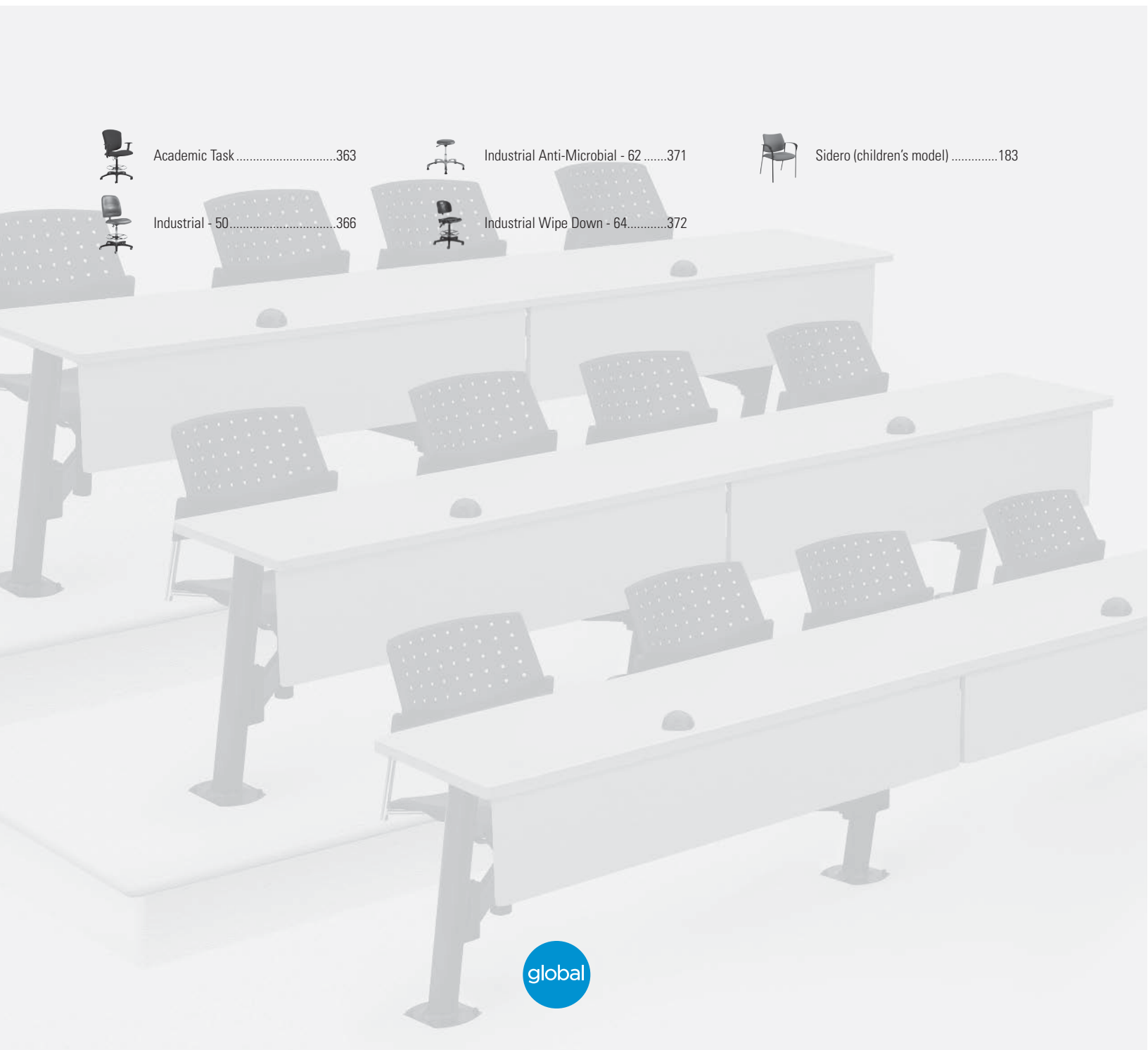
Sidero (children's model)183



Industrial - 50366



Industrial Wipe Down - 64372



ACADEMIC TASK




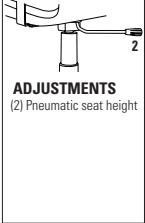


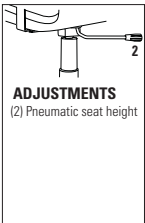


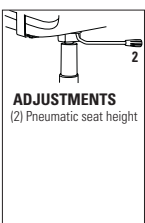


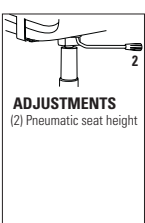

model S2312 Score


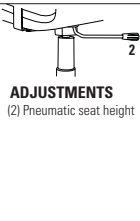

STANDARD FEATURES

- Durable task seating designed to sustain years of use in educational and training room applications.
- The back bar is welded or bolted to the chair mechanism and the backrest is permanently fixed in height and angle.
- Vinyl bumper guards are standard on Granada and Score.
- Standard with height adjustable T-arms with curved urethane armcaps (3N) in Black only.
- Five prong, injection molded, fiberglass reinforced nylon Black spider base with (C65) dual wheel carpet casters.
- Base and frame available in Black only.
- Vari-Width (WA) width adjustable arm extensions are standard on Granada when ordered with adjustable height arms. Allows the arms to move away from the seat by 2" on each side to allow space if desired for broader hip widths.

OPTIONAL FEATURES

- For hard surface flooring casters, please specify (C65R). Add \$21.
- Seat available in memory foam, please specify (MF). Add \$106.
- Vari-Width (WA) width adjustable arm extensions are available when chair is ordered with adjustable arms. Allows the arms to move away from the seat by 2" on each side to allow space if desired for broader hip widths. Add \$84.
- For additional arm/caster options, please refer to the Arm and Caster section (page 352). *Optional casters may be priced higher than the standard casters for your chair and the difference will be charged. Lower priced optional casters will not be credited.*

DESCRIPTION	FEATURES	MODEL #	STANDARD TEXTILE GRADES														
 <p>Granada</p> <p>LB Task Chair Armless/Plain Back COM: 1.5 YD 1.37 M Unit weight: 30 LB 13.6 KG Carton weight: 34 LB 15.42 KG Carton volume: 9.75 FT³ 0.27 MT³</p>	 <p>ADJUSTMENTS (2) Pneumatic seat height</p> <p>Ergonomic features: C, M, N</p>	<p>S3254</p>	1	2	3	4	5	6	7	8	9	10	11	12			
			608	656	697	743	820	890	961	1022	1099	1171	1268	1406			
			OVERALL DIMENSIONS			SEAT DIMENSIONS			BACK DIMENSIONS								
			W	D	H	W	D	H	W	H							
IN 20.5	24.5	38	20.5	18.5	16.5-21.5	19	18.5										
MM 521	622	965	521	470	419-546	483	470										
<p>RTA 1</p>		<p> 1 per carton</p>															
 <p>Score</p> <p>LB Stool - Task COM: 1.25 YD 1.14 M Unit weight: 35 LB 15.9 KG Carton weight: 38 LB 17.24 KG Carton volume: 9.75 FT³ 0.27 MT³</p>	 <p>ADJUSTMENTS (2) Pneumatic seat height</p> <p>Ergonomic features: C, H, M, N</p>	<p>S2303</p>	1	2	3	4	5	6	7	8	9	10	11	12			
			568	608	642	681	744	803	862	913	977	1037	1118	1233			
			OVERALL DIMENSIONS			SEAT DIMENSIONS			BACK DIMENSIONS								
			W	D	H	W	D	H	W	H							
IN 24	23.5	43	20	17.5	23-33	18	17										
MM 610	597	1092	508	445	584-838	457	432										
<p>RTA 1</p>		<p> 1 per carton</p>															
 <p>Score</p> <p>LB Stool - Task Armless COM: 1.25 YD 1.14 M Unit weight: 30 LB 13.6 KG Carton weight: 33 LB 14.97 KG Carton volume: 9.75 FT³ 0.27 MT³</p>	 <p>ADJUSTMENTS (2) Pneumatic seat height</p> <p>Ergonomic features: C, M, N</p>	<p>S2304</p>	1	2	3	4	5	6	7	8	9	10	11	12			
			496	536	570	609	672	731	790	841	905	965	1046	1161			
			OVERALL DIMENSIONS			SEAT DIMENSIONS			BACK DIMENSIONS								
			W	D	H	W	D	H	W	H							
IN 20	23.5	43	20	17.5	23-33	18	17										
MM 508	597	1092	508	445	584-838	457	432										
<p>RTA 1</p>		<p> 1 per carton</p>															
 <p>Score</p> <p>LB Task Armless COM: 1.25 YD 1.14 M Unit weight: 24 LB 10.9 KG Carton weight: 31 LB 14.06 KG Carton volume: 10.75 FT³ 0.3 MT³</p>	 <p>ADJUSTMENTS (2) Pneumatic seat height</p> <p>Ergonomic features: C, M, N</p>	<p>S2312</p>	1	2	3	4	5	6	7	8	9	10	11	12			
			394	434	468	507	570	629	688	739	803	863	944	1059			
			OVERALL DIMENSIONS			SEAT DIMENSIONS			BACK DIMENSIONS								
			W	D	H	W	D	H	W	H							
IN 20	23.5	35.5	20	17.5	16-21	18	17										
MM 508	597	902	508	445	406-533	457	432										
<p>RTA 1</p>		<p> 1 per carton</p>															

DESCRIPTION	FEATURES	MODEL#	STANDARD TEXTILE GRADES													
			1	2	3	4	5	6	7	8	9	10	11	12		
 <p>Score</p> <p>LB Task COM: 1.25 YD 1.14 M Unit weight: 30 LB 13.6 KG Carton weight: 37 LB 16.78 KG Carton volume: 10.75 FT³ 0.3 MT³</p>	 <p>ADJUSTMENTS (2) Pneumatic seat height</p> <p>Ergonomic features: C, H, M, N</p>	S2314	471	511	545	584	647	706	765	816	880	940	1021	1136		
			OVERALL DIMENSIONS			SEAT DIMENSIONS			BACK DIMENSIONS							
			W	D	H	W	D	H	W	H						
			IN 24	23.5	35.5	20	17.5	16-21	18	17						
			MM 610	597	902	508	445	406-533	457	432						
		RTA 1		1 per carton												

EXPLANATION OF VARIOUS INDUSTRIAL APPLICATIONS

This section presents only some of the possibilities that are available. Please contact your sales representative for additional information.



INDUSTRIAL - 50

Designed for heavier duty intensive environments such as factories, assembly lines and dispatch offices. Seating features durable components including: heavy gauge steel construction, Chromed chip/corrosion/humidity resistant pneumatic lift cylinders and frames, heavy duty bases, weight activated interval safety casters for hard floors or encased leveling glides, wear resistant fabric or easy clean vinyl upholstery.



ANTI-MICROBIAL (IU - INTENSIVE USE) - 62

For hospital areas and labs that require furniture that minimizes bacterial and fungal growth and wipes up easily. Anti-microbial seating inhibits micro organism invasion and growth. Integrated filters allow fabric/vinyl to breathe.



WIPE DOWN (MINOTAUR) - 64

Furniture designed for dry food manufacturers, hospitals and forensic labs requiring regular and immediate clean up of dust, dirt or powder. Upholstery of any kind is unacceptable here. Features include comfortable Black self-skinned polyurethane seats and backs, chip/corrosion/humidity resistant pneumatic lift cylinders and frames, safety casters or glides. Some Wipe Down products may also be available with ESD.

FABRIC APPLICATION GRID

APPLICATION	FABRIC/VINYL
Industrial - 50	<p>Grade 1 (fabric): Terrace, Waterfall</p> <p>Grade 2 (fabric): Imprint</p> <p>Grade 2 (vinyl): Allante FRee, Luxhide, MorCare™ Collection (Vitality)</p>
Anti-Microbial - 62 with Global UltraSeal™	<p>Grade 2 (vinyl): MorCare™ Collection (Arc, Aristo, Verve, Vitality)</p>
Wipe Down - 64	<p>No upholstery required, seats are molded self- skinned urethane (SSU) foam.</p>

INDUSTRIAL - 50



model 3212-50 (3N)

model 3288-50 (3N)




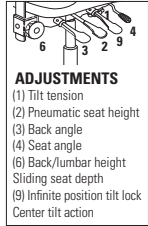

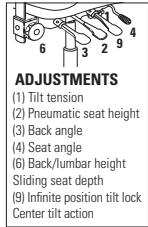

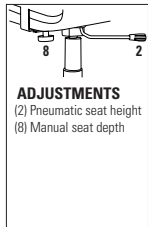
Industrial - 50
Designed for heavy duty environments found in factories, assembly lines and dispatch offices.


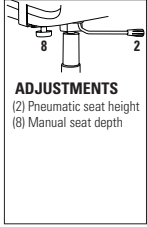

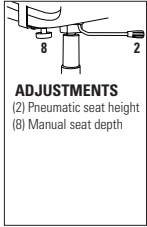

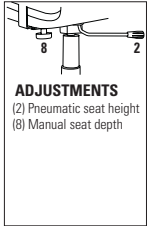

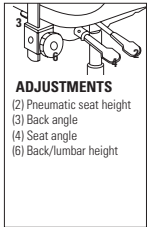

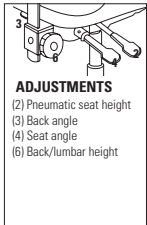
STANDARD FEATURES










- Granada models feature a molded seat and contoured back with enhanced lumbar support.
- Standard with height adjustable T-arms with curved urethane armcaps (3N) in Black only.
- Chrome chip/corrosion/humidity resistant pneumatic lift cylinders and frames.
- Chairs have a 5" Chrome pneumatic cylinder.
- Stools have a 10" Chrome pneumatic cylinder.
- All chairs and stools have Chrome back uprights.
- Clear protective back bumper (full surround) is standard on select models.
- Side activated sliding seat depth adjustment is standard on all multi-tilters.
- Heavy duty frame and five prong, injection molded fiberglass reinforced Black base.
- Heavy duty bench stools are standard with non-slip rubber glides.
- Most minotaur models are standard with a five-prong, heavy duty base with metal hub and (C10R) hard surface flooring casters. Work stools are standard with (C7R) glides.
- (C10R) hard surface flooring casters. are standard on Granada models.
- Upholstery options: heavy duty fabric or easy-clean vinyl only (as listed on the fabric application grid).




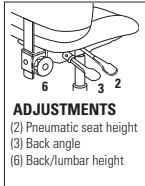

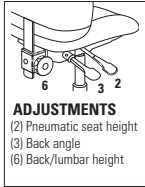

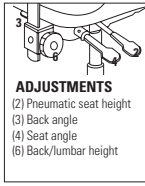
OPTIONAL FEATURES


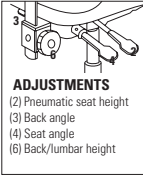
- For additional arm/caster options, please refer to the Arm and Caster section (page 352, 375). *Optional casters may be priced higher than the standard casters for your chair and the difference will be charged. Lower priced optional casters will not be credited.*

DESCRIPTION	FEATURES	MODEL #	STANDARD TEXTILE GRADES													
			1	2	3	4	5	6	7	8	9	10	11	12		
 <p>Granada</p> <p>LB Multi-Tilter COM: 1.5 YD 1.37 M Unit weight: 48 LB 21.8 KG Carton weight: 52 LB 23.59 KG Carton volume: 13 FT³ 0.36 MT³</p>	 <p>ADJUSTMENTS (1) Tilt tension (2) Pneumatic seat height (3) Back angle (4) Seat angle (6) Back/lumbar height Sliding seat depth (9) Infinite position tilt lock Center tilt action</p>	3212-50	-	1117	1158	1204	1281	1351	1422	1483	1560	1632	1729	1867		
		OVERALL DIMENSIONS			SEAT DIMENSIONS			BACK DIMENSIONS								
		W D H			W D H			W H								
		IN 25.5 24 40			20.5 17-19.5 17.5-22.5			19 17.5-21.5								
		MM 648 610 1016			521 432-495 445-572			483 445-546								
		RTA 2	1 per carton													
 <p>Granada</p> <p>HB Multi-Tilter COM: 1.75 YD 1.6 M Unit weight: 51 LB 23.2 KG Carton weight: 55 LB 24.95 KG Carton volume: 15.5 FT³ 0.43 MT³</p>	 <p>ADJUSTMENTS (1) Tilt tension (2) Pneumatic seat height (3) Back angle (4) Seat angle (6) Back/lumbar height Sliding seat depth (9) Infinite position tilt lock Center tilt action</p>	3217-50	-	1156	1203	1258	1347	1429	1511	1583	1672	1756	1870	2031		
		OVERALL DIMENSIONS			SEAT DIMENSIONS			BACK DIMENSIONS								
		W D H			W D H			W H								
		IN 25.5 24.5 43			20.5 17-19.5 17.5-22.5			19 21.5-25.5								
		MM 648 622 1092			521 432-495 445-572			483 546-648								
		RTA 2	1 per carton													
 <p>Granada</p> <p>LB Task Armless COM: 1.5 YD 1.37 M Unit weight: 28 LB 12.7 KG Carton weight: 32 LB 14.51 KG Carton volume: 13 FT³ 0.36 MT³</p>	 <p>ADJUSTMENTS (2) Pneumatic seat height (8) Manual seat depth</p>	3254-50	-	767	808	854	931	1001	1072	1133	1210	1282	1379	1517		
		OVERALL DIMENSIONS			SEAT DIMENSIONS			BACK DIMENSIONS								
		W D H			W D H			W H								
		IN 20.5 24 38			20.5 17.5-19 16.5-21.5			19 19								
		MM 521 610 965			521 445-483 419-546			483 483								
		RTA 2	1 per carton													

DESCRIPTION	FEATURES	MODEL#	STANDARD TEXTILE GRADES											
			1	2	3	4	5	6	7	8	9	10	11	12
 <p>Granada</p> <p>LB Task w/ 3N Arms COM: 1.5 YD 1.37 M Unit weight: 36 LB 16.4 KG Carton weight: 40 LB 18.14 KG Carton volume: 13 FT³ 0.36 MT³</p>	 <p>ADJUSTMENTS (2) Pneumatic seat height (8) Manual seat depth</p> <p>Ergonomic features: C, E, M, N</p>	3255-50	-	881	922	968	1045	1115	1186	1247	1324	1396	1493	1631
		OVERALL DIMENSIONS			SEAT DIMENSIONS			BACK DIMENSIONS						
		W	D	H	W	D	H	W		H				
		IN 25.5 MM 648	24 610	38 965	20.5 521	17.5-19 445-483	16.5-21.5 419-546	19 483		19 483				
			RTA 2	1 per carton										
 <p>Granada</p> <p>Task Stool Armless COM: 1.5 YD 1.37 M Unit weight: 32 LB 14.5 KG Carton weight: 37 LB 16.78 KG Carton volume: 13 FT³ 0.36 MT³</p>	 <p>ADJUSTMENTS (2) Pneumatic seat height (8) Manual seat depth</p> <p>Ergonomic features: C, E, M, N</p>	3256-50	-	885	926	972	1049	1119	1190	1251	1328	1400	1497	1635
		OVERALL DIMENSIONS			SEAT DIMENSIONS			BACK DIMENSIONS						
		W	D	H	W	D	H	W		H				
		IN 20.5 MM 521	24 610	48 1219	20.5 521	17.5-19 445-483	23-33 584-838	19 483		19 483				
			RTA 2	1 per carton										
 <p>Granada</p> <p>Task Stool w/ 3N Arms COM: 1.5 YD 1.37 M Unit weight: 38 LB 17.3 KG Carton weight: 43 LB 19.5 KG Carton volume: 15.75 FT³ 0.44 MT³</p>	 <p>ADJUSTMENTS (2) Pneumatic seat height (8) Manual seat depth</p> <p>Ergonomic features: C, E, H, M, N, Q</p>	3257-50	-	1001	1042	1088	1165	1235	1306	1367	1444	1516	1613	1751
		OVERALL DIMENSIONS			SEAT DIMENSIONS			BACK DIMENSIONS						
		W	D	H	W	D	H	W		H				
		IN 25.5 MM 648	24 610	48 1219	20.5 521	17.5-19 445-483	23-33 584-838	19 483		19 483				
			RTA 2	1 per carton										
 <p>Granada</p> <p>Operator Stool Armless COM: 1.5 YD 1.37 M Unit weight: 39 LB 17.7 KG Carton weight: 44 LB 19.96 KG Carton volume: 13 FT³ 0.36 MT³</p>	 <p>ADJUSTMENTS (2) Pneumatic seat height (3) Back angle (4) Seat angle (6) Back/lumbar height</p> <p>Ergonomic features: C, D, F, G, M, N</p>	3278-50	-	1070	1111	1157	1234	1304	1375	1436	1513	1585	1682	1820
		OVERALL DIMENSIONS			SEAT DIMENSIONS			BACK DIMENSIONS						
		W	D	H	W	D	H	W		H				
		IN 20.5 MM 521	23.5 597	48 1219	20.5 521	17.5 445	24-34 610-864	19 483		17.5-21.5 445-546				
			RTA 2	1 per carton										
 <p>Granada</p> <p>Operator Stool w/ 3N Arms COM: 1.5 YD 1.37 M Unit weight: 47 LB 21.4 KG Carton weight: 52 LB 23.59 KG Carton volume: 15.75 FT³ 0.44 MT³</p>	 <p>ADJUSTMENTS (2) Pneumatic seat height (3) Back angle (4) Seat angle (6) Back/lumbar height</p> <p>Ergonomic features: C, D, F, G, H, M, N, Q</p>	3288-50	-	1185	1226	1272	1349	1419	1490	1551	1628	1700	1797	1935
		OVERALL DIMENSIONS			SEAT DIMENSIONS			BACK DIMENSIONS						
		W	D	H	W	D	H	W		H				
		IN 25.5 MM 648	23.5 597	48 1219	20.5 521	17.5 445	24-34 610-864	19 483		17.5-21.5 445-546				
			RTA 2	1 per carton										

DESCRIPTION	FEATURES	MODEL#	STANDARD TEXTILE GRADES											
			1	2	3	4	5	6	7	8	9	10	11	12
 <p>Minotaur - Work Stool COM: 0.75 YD 0.69 M Unit weight: 11 LB 5 KG Carton weight: 19 LB 8.62 KG Carton volume: 14.5 FT³ 0.41 MT³</p>	360° swivel. 5" pneumatic. Ergonomic features: C	9602-50	-	298	318	342	380	415	450	481	519	555	604	673
		OVERALL DIMENSIONS			SEAT DIMENSIONS			BACK DIMENSIONS						
		W	D	H	W	D	H	W	H					
		IN 14	14	17.5	14	-	15-20	-	-					
MM 356	356	445	356	-	381-508	-	-							
		RTA 00		1 per carton										
 <p>Minotaur - Work Stool COM: 0.75 YD 0.69 M Unit weight: 13 LB 5.9 KG Carton weight: 21 LB 9.53 KG Carton volume: 14.5 FT³ 0.41 MT³</p>	360° swivel. 10" pneumatic. Ergonomic features: C	9604-50	-	343	363	387	425	460	495	526	564	600	649	718
		OVERALL DIMENSIONS			SEAT DIMENSIONS			BACK DIMENSIONS						
		W	D	H	W	D	H	W	H					
		IN 14	14	26.5	14	-	21.5-31.5	-	-					
MM 356	356	673	356	-	546-800	-	-							
		RTA 00	1 per carton											
List price														
		9611-50	472											
 <p>Minotaur - Work Stool COM: N/A Unit weight: 12 LB 5.5 KG Carton weight: 16 LB 7.26 KG Carton volume: 13 FT³ 0.36 MT³</p>	360° swivel. 5" pneumatic. Ergonomic features: C	9611-50	-	-	24.5	14	-	15-20	-	-				
		OVERALL DIMENSIONS			SEAT DIMENSIONS			BACK DIMENSIONS						
		W	D	H	W	D	H	W	H					
		MM -	-	622	356	-	381-508	-	-					
		RTA 00	1 per carton											
List price														
		9612-50	517											
 <p>Minotaur - Work Stool COM: N/A Unit weight: 14 LB 6.4 KG Carton weight: 22 LB 9.98 KG Carton volume: 14.5 FT³ 0.41 MT³</p>	360° swivel. 10" pneumatic. Ergonomic features: C	9612-50	-	-	31	14	-	21.5-31.5	-	-				
		OVERALL DIMENSIONS			SEAT DIMENSIONS			BACK DIMENSIONS						
		W	D	H	W	D	H	W	H					
		MM -	-	787	356	-	546-800	-	-					
		RTA 00	1 per carton											
 <p>Minotaur - Heavy Duty Bench Stool COM: 0.75 YD 0.69 M Unit weight: 13 LB 5.9 KG Carton weight: 17 LB 7.71 KG Carton volume: 5.5 FT³ 0.15 MT³</p>		9624-50	-	296	316	340	378	413	448	479	517	553	602	671
		OVERALL DIMENSIONS			SEAT DIMENSIONS			BACK DIMENSIONS						
		W	D	H	W	D	H	W	H					
		IN 16	16	27.5	14	-	27.5	-	-					
MM 406	406	699	356	-	699	-	-							
		RTA 00		1 per carton										
 <p>Minotaur - Heavy Duty Bench Stool COM: 0.75 YD 0.69 M Unit weight: 15 LB 6.8 KG Carton weight: 19 LB 8.62 KG Carton volume: 5.5 FT³ 0.15 MT³</p>		9632-50	-	320	340	364	402	437	472	503	541	577	626	695
		OVERALL DIMENSIONS			SEAT DIMENSIONS			BACK DIMENSIONS						
		W	D	H	W	D	H	W	H					
		IN 16	16	32.5	14	-	32.5	-	-					
MM 406	406	826	356	-	826	-	-							
		RTA 00		1 per carton										

DESCRIPTION	FEATURES	MODEL#	STANDARD TEXTILE GRADES																																			
 <p>Minotaur - Task Chair COM: N/A Unit weight: 22 LB 10 KG Carton weight: 26 LB 11.79 KG Carton volume: 13 FT³ 0.36 MT³</p>	<p>360° swivel. 5" pneumatic.</p> <p>Ergonomic features: C, E</p>	List price																																				
		9662-50	638																																			
		<table border="1"> <thead> <tr> <th rowspan="2"></th> <th colspan="3">OVERALL DIMENSIONS</th> <th colspan="3">SEAT DIMENSIONS</th> <th colspan="2">BACK DIMENSIONS</th> </tr> <tr> <th>W</th> <th>D</th> <th>H</th> <th>W</th> <th>D</th> <th>H</th> <th>W</th> <th>H</th> </tr> </thead> <tbody> <tr> <td>IN</td> <td>-</td> <td>-</td> <td>32</td> <td>18</td> <td>16.5-19</td> <td>14-19</td> <td>16.5</td> <td>16</td> </tr> <tr> <td>MM</td> <td>-</td> <td>-</td> <td>813</td> <td>457</td> <td>419-483</td> <td>356-483</td> <td>419</td> <td>406</td> </tr> </tbody> </table>			OVERALL DIMENSIONS			SEAT DIMENSIONS			BACK DIMENSIONS		W	D	H	W	D	H	W	H	IN	-	-	32	18	16.5-19	14-19	16.5	16	MM	-	-	813	457	419-483	356-483	419	406
	OVERALL DIMENSIONS				SEAT DIMENSIONS			BACK DIMENSIONS																														
	W	D	H	W	D	H	W	H																														
IN	-	-	32	18	16.5-19	14-19	16.5	16																														
MM	-	-	813	457	419-483	356-483	419	406																														
 <p>Minotaur - Task Stool COM: N/A Unit weight: 29 LB 13.2 KG Carton weight: 33 LB 14.97 KG Carton volume: 13 FT³ 0.36 MT³</p>	<p>360° swivel. 10" pneumatic.</p> <p>Ergonomic features: C, E</p>	List price																																				
		9663-50	769																																			
		<table border="1"> <thead> <tr> <th rowspan="2"></th> <th colspan="3">OVERALL DIMENSIONS</th> <th colspan="3">SEAT DIMENSIONS</th> <th colspan="2">BACK DIMENSIONS</th> </tr> <tr> <th>W</th> <th>D</th> <th>H</th> <th>W</th> <th>D</th> <th>H</th> <th>W</th> <th>H</th> </tr> </thead> <tbody> <tr> <td>IN</td> <td>-</td> <td>-</td> <td>42</td> <td>18</td> <td>16.5-19</td> <td>20-30</td> <td>16.5</td> <td>16.5</td> </tr> <tr> <td>MM</td> <td>-</td> <td>-</td> <td>1067</td> <td>457</td> <td>419-483</td> <td>508-762</td> <td>419</td> <td>419</td> </tr> </tbody> </table>			OVERALL DIMENSIONS			SEAT DIMENSIONS			BACK DIMENSIONS		W	D	H	W	D	H	W	H	IN	-	-	42	18	16.5-19	20-30	16.5	16.5	MM	-	-	1067	457	419-483	508-762	419	419
	OVERALL DIMENSIONS				SEAT DIMENSIONS			BACK DIMENSIONS																														
	W	D	H	W	D	H	W	H																														
IN	-	-	42	18	16.5-19	20-30	16.5	16.5																														
MM	-	-	1067	457	419-483	508-762	419	419																														
 <p>Minotaur - Posture Task Chair COM: N/A Unit weight: 26 LB 11.8 KG Carton weight: 30 LB 13.61 KG Carton volume: 13 FT³ 0.36 MT³</p>	 <p>ADJUSTMENTS (2) Pneumatic seat height (3) Back angle (6) Back/lumbar height</p> <p>5" pneumatic.</p> <p>Ergonomic features: C, D</p>	List price																																				
		9664-50	726																																			
		<table border="1"> <thead> <tr> <th rowspan="2"></th> <th colspan="3">OVERALL DIMENSIONS</th> <th colspan="3">SEAT DIMENSIONS</th> <th colspan="2">BACK DIMENSIONS</th> </tr> <tr> <th>W</th> <th>D</th> <th>H</th> <th>W</th> <th>D</th> <th>H</th> <th>W</th> <th>H</th> </tr> </thead> <tbody> <tr> <td>IN</td> <td>-</td> <td>-</td> <td>32</td> <td>18</td> <td>16</td> <td>14-19</td> <td>16.5</td> <td>12.5-19</td> </tr> <tr> <td>MM</td> <td>-</td> <td>-</td> <td>813</td> <td>457</td> <td>406</td> <td>356-483</td> <td>419</td> <td>318-483</td> </tr> </tbody> </table>			OVERALL DIMENSIONS			SEAT DIMENSIONS			BACK DIMENSIONS		W	D	H	W	D	H	W	H	IN	-	-	32	18	16	14-19	16.5	12.5-19	MM	-	-	813	457	406	356-483	419	318-483
	OVERALL DIMENSIONS				SEAT DIMENSIONS			BACK DIMENSIONS																														
	W	D	H	W	D	H	W	H																														
IN	-	-	32	18	16	14-19	16.5	12.5-19																														
MM	-	-	813	457	406	356-483	419	318-483																														
 <p>Minotaur - Posture Task Stool COM: N/A Unit weight: 27 LB 12.3 KG Carton weight: 33 LB 14.97 KG Carton volume: 13 FT³ 0.36 MT³</p>	 <p>ADJUSTMENTS (2) Pneumatic seat height (3) Back angle (6) Back/lumbar height</p> <p>10" pneumatic.</p> <p>Ergonomic features: C, D</p>	List price																																				
		9665-50	855																																			
		<table border="1"> <thead> <tr> <th rowspan="2"></th> <th colspan="3">OVERALL DIMENSIONS</th> <th colspan="3">SEAT DIMENSIONS</th> <th colspan="2">BACK DIMENSIONS</th> </tr> <tr> <th>W</th> <th>D</th> <th>H</th> <th>W</th> <th>D</th> <th>H</th> <th>W</th> <th>H</th> </tr> </thead> <tbody> <tr> <td>IN</td> <td>-</td> <td>-</td> <td>42</td> <td>18</td> <td>16</td> <td>20.5-30.5</td> <td>16.5</td> <td>12.5-19</td> </tr> <tr> <td>MM</td> <td>-</td> <td>-</td> <td>1067</td> <td>457</td> <td>406</td> <td>521-775</td> <td>419</td> <td>318-483</td> </tr> </tbody> </table>			OVERALL DIMENSIONS			SEAT DIMENSIONS			BACK DIMENSIONS		W	D	H	W	D	H	W	H	IN	-	-	42	18	16	20.5-30.5	16.5	12.5-19	MM	-	-	1067	457	406	521-775	419	318-483
	OVERALL DIMENSIONS				SEAT DIMENSIONS			BACK DIMENSIONS																														
	W	D	H	W	D	H	W	H																														
IN	-	-	42	18	16	20.5-30.5	16.5	12.5-19																														
MM	-	-	1067	457	406	521-775	419	318-483																														
 <p>Minotaur - Operator Chair COM: N/A Unit weight: 29 LB 13.2 KG Carton weight: 34 LB 15.42 KG Carton volume: 13 FT³ 0.36 MT³</p>	 <p>ADJUSTMENTS (2) Pneumatic seat height (3) Back angle (4) Seat angle (6) Back/lumbar height</p> <p>5" pneumatic.</p> <p>Ergonomic features: C, D, F, G</p>	List price																																				
		9666-50	804																																			
		<table border="1"> <thead> <tr> <th rowspan="2"></th> <th colspan="3">OVERALL DIMENSIONS</th> <th colspan="3">SEAT DIMENSIONS</th> <th colspan="2">BACK DIMENSIONS</th> </tr> <tr> <th>W</th> <th>D</th> <th>H</th> <th>W</th> <th>D</th> <th>H</th> <th>W</th> <th>H</th> </tr> </thead> <tbody> <tr> <td>IN</td> <td>-</td> <td>-</td> <td>32</td> <td>18</td> <td>17</td> <td>15-20</td> <td>16.5</td> <td>12.5-19</td> </tr> <tr> <td>MM</td> <td>-</td> <td>-</td> <td>813</td> <td>457</td> <td>432</td> <td>381-508</td> <td>419</td> <td>318-483</td> </tr> </tbody> </table>			OVERALL DIMENSIONS			SEAT DIMENSIONS			BACK DIMENSIONS		W	D	H	W	D	H	W	H	IN	-	-	32	18	17	15-20	16.5	12.5-19	MM	-	-	813	457	432	381-508	419	318-483
	OVERALL DIMENSIONS				SEAT DIMENSIONS			BACK DIMENSIONS																														
	W	D	H	W	D	H	W	H																														
IN	-	-	32	18	17	15-20	16.5	12.5-19																														
MM	-	-	813	457	432	381-508	419	318-483																														

DESCRIPTION	FEATURES	MODEL#	STANDARD TEXTILE GRADES																																							
 <p>Minotaur - Operator Stool COM: N/A Unit weight: 30 LB 13.6 KG Carton weight: 35 LB 15.88 KG Carton volume: 13 FT³ 0.36 MT³</p>	 <p>ADJUSTMENTS (2) Pneumatic seat height (3) Back angle (4) Seat angle (6) Back/lumbar height</p>	List price																																								
		9667-50	934																																							
		<table border="1"> <thead> <tr> <th colspan="3">OVERALL DIMENSIONS</th> <th colspan="3">SEAT DIMENSIONS</th> <th colspan="2">BACK DIMENSIONS</th> </tr> <tr> <th>W</th> <th>D</th> <th>H</th> <th>W</th> <th>D</th> <th>H</th> <th>W</th> <th>H</th> </tr> </thead> <tbody> <tr> <td>IN</td> <td>-</td> <td>-</td> <td>42</td> <td>18</td> <td>17</td> <td>21-31</td> <td>16.5</td> <td>12.5-19</td> </tr> <tr> <td>MM</td> <td>-</td> <td>-</td> <td>1067</td> <td>457</td> <td>432</td> <td>533-787</td> <td>419</td> <td>318-483</td> </tr> </tbody> </table>			OVERALL DIMENSIONS			SEAT DIMENSIONS			BACK DIMENSIONS		W	D	H	W	D	H	W	H	IN	-	-	42	18	17	21-31	16.5	12.5-19	MM	-	-	1067	457	432	533-787	419	318-483	<table border="1"> <tr> <td>RTA 2</td> <td colspan="2">1 per carton</td> </tr> </table>			RTA 2
OVERALL DIMENSIONS			SEAT DIMENSIONS			BACK DIMENSIONS																																				
W	D	H	W	D	H	W	H																																			
IN	-	-	42	18	17	21-31	16.5	12.5-19																																		
MM	-	-	1067	457	432	533-787	419	318-483																																		
RTA 2	1 per carton																																									

INDUSTRIAL ANTI-MICROBIAL - 62



Anti-Microbial - 62
Upholstered chairs have vinyl and an integrated filter applied to the underside of the seat to prevent dust and other contaminants from entering the environment.



model 9602-62



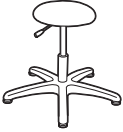
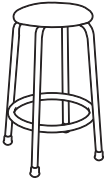

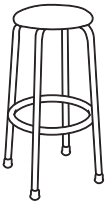

* image shown is for illustration purposes only.

STANDARD FEATURES

- *Anti-Microbial models have a Chrome back upright and polished aluminum base.
- Chrome chip/corrosion/humidity resistant pneumatic lift cylinders and frames.
- Chairs have a 5" Chrome pneumatic cylinder.
- Stools have a 10" Chrome pneumatic cylinder.
- All chairs and stools have Chrome back uprights and frames.
- All bench stools have Chrome frames.
- Five prong, polished aluminum base with **(C10R)** hard surface flooring casters.
- **(C7R)** glides are standard on Minotaur work stools.
- Upholstery options: MorCare™ vinyl (grade 2) only.

OPTIONAL FEATURES

- For additional arm/caster options, please refer to the Arm and Caster section (page 352, 375). *Optional casters may be priced higher than the standard casters for your chair and the difference will be charged. Lower priced optional casters will not be credited.*

DESCRIPTION	FEATURES	MODEL #	STANDARD TEXTILE GRADES													
			1	2	3	4	5	6	7	8	9	10	11	12		
 <p>Minotaur - Work Stool COM: 0.75 YD 0.69 M Unit weight: 11 LB 5 KG Carton weight: 14 LB 6.35 KG Carton volume: 9.75 FT³ 0.27 MT³</p>	360° swivel. 5" pneumatic. Ergonomic features: C	9602-62	-	394	414	438	476	511	546	577	615	651	700	769		
		OVERALL DIMENSIONS			SEAT DIMENSIONS			BACK DIMENSIONS								
		W	D	H	W	D	H	W	H							
		IN 14	14	17.5	14	-	15-20	-	-							
MM 356	356	445	356	-	381-508	-	-									
		RTA 00		1 per carton												
 <p>Minotaur - Work Stool COM: 0.75 YD 0.69 M Unit weight: 13 LB 5.9 KG Carton weight: 16 LB 7.26 KG Carton volume: 13 FT³ 0.36 MT³</p>	360° swivel. 10" pneumatic. Ergonomic features: C	9604-62	-	436	456	480	518	553	588	619	657	693	742	811		
		OVERALL DIMENSIONS			SEAT DIMENSIONS			BACK DIMENSIONS								
		W	D	H	W	D	H	W	H							
		IN 14	14	26.5	14	-	21.5-31.5	-	-							
MM 356	356	673	356	-	546-800	-	-									
		RTA 00	1 per carton													
 <p>Minotaur - Heavy Duty Bench Stool COM: 0.75 YD 0.69 M Unit weight: 13 LB 5.9 KG Carton weight: 17 LB 7.71 KG Carton volume: 5.5 FT³ 0.15 MT³</p>		9624-62	-	557	577	601	639	674	709	740	778	814	863	932		
		OVERALL DIMENSIONS			SEAT DIMENSIONS			BACK DIMENSIONS								
		W	D	H	W	D	H	W	H							
		IN 16	16	27.5	14	-	27.5	-	-							
MM 406	406	699	356	-	699	-	-									
		RTA 00		1 per carton												
 <p>Minotaur - Heavy Duty Bench Stool COM: 0.75 YD 0.69 M Unit weight: 15 LB 6.8 KG Carton weight: 19 LB 8.62 KG Carton volume: 5.5 FT³ 0.15 MT³</p>		9632-62	-	578	598	622	660	695	730	761	799	835	884	953		
		OVERALL DIMENSIONS			SEAT DIMENSIONS			BACK DIMENSIONS								
		W	D	H	W	D	H	W	H							
		IN 16	16	32.5	14	-	32.5	-	-							
MM 406	406	826	356	-	826	-	-									
		RTA 00		1 per carton												

INDUSTRIAL WIPE DOWN - 64



model 9632-64



model 9667-64



Wipe Down - 64
Furniture designed for dry food manufacturers, hospitals and forensic labs requiring regular and immediate clean up of dust, dirt or powder.





* images shown are for illustration purposes only.

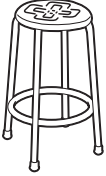

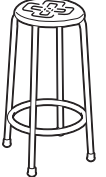




STANDARD FEATURES




- *Wipe Down models have a Black pneumatic cylinder.
- Minotaur Wipe Down models have comfortable Black, self-skinned urethane (SSU) seats and backs.
- Seating features durable components including heavy gauge steel construction.
- Chip/corrosion/humidity resistant pneumatic lift cylinders and frames.
- Stools have a 5" or 10" Black pneumatic cylinder.
- All chairs have a Chrome back upright.
- All bench stools have Chrome frames.
- Five prong, heavy duty, injection molded fiberglass reinforced Black base with (C10R) hard surface flooring casters.
- Work stools are standard with (C7R) glides.

OPTIONAL FEATURES




- No arms are available for any work stools.
- Work stools are available with optional (C65R) casters, please specify. No upcharge.
- For additional arm/caster options, please refer to the Arm and Caster section (page 352, 375). *Optional casters may be priced higher than the standard casters for your chair and the difference will be charged. Lower priced optional casters will not be credited.*

DESCRIPTION	FEATURES	MODEL #	STANDARD TEXTILE GRADES						
 <p>Minotaur - Work Stool COM: N/A Unit weight: 11 LB 5 KG Carton weight: 14 LB 6.35 KG Carton volume: 6.5 FT³ 0.18 MT³</p>	360° swivel. 5" pneumatic. Ergonomic features: C	List price							
		9602-64	348						
		OVERALL DIMENSIONS			SEAT DIMENSIONS			BACK DIMENSIONS	
		W	D	H	W	D	H	W	H
IN		17.5	14	-	15-20	-	-		
MM		445	356	-	381-508	-	-		
		RTA 00	1 per carton						
 <p>Minotaur - Work Stool COM: N/A Unit weight: 13 LB 5.9 KG Carton weight: 20 LB 9.07 KG Carton volume: 9.5 FT³ 0.26 MT³</p>	360° swivel. 10" pneumatic. Ergonomic features: C	List price							
		9604-64	394						
		OVERALL DIMENSIONS			SEAT DIMENSIONS			BACK DIMENSIONS	
		W	D	H	W	D	H	W	H
IN		26.5	14	-	21.5-31.5	-	-		
MM		673	356	-	546-800	-	-		
		RTA 00	1 per carton						
 <p>Minotaur - Work Stool COM: N/A Unit weight: 12 LB 5.5 KG Carton weight: 19 LB 8.62 KG Carton volume: 9.5 FT³ 0.26 MT³</p>	360° swivel. 5" pneumatic. Ergonomic features: C	List price							
		9611-64	394						
		OVERALL DIMENSIONS			SEAT DIMENSIONS			BACK DIMENSIONS	
		W	D	H	W	D	H	W	H
IN		24.5	14	-	15-20	-	-		
MM		622	356	-	381-508	-	-		
		RTA 00	1 per carton						
 <p>Minotaur - Work Stool COM: N/A Unit weight: 14 LB 6.4 KG Carton weight: 22 LB 9.98 KG Carton volume: 13.75 FT³ 0.38 MT³</p>	360° swivel. 10" pneumatic. Ergonomic features: C	List price							
		9612-64	436						
		OVERALL DIMENSIONS			SEAT DIMENSIONS			BACK DIMENSIONS	
		W	D	H	W	D	H	W	H
IN		31	14	-	21.5-31.5	-	-		
MM		787	356	-	546-800	-	-		
		RTA 00	1 per carton						

DESCRIPTION	FEATURES	MODEL#	STANDARD TEXTILE GRADES					
 <p>Minotaur - Heavy Duty Bench Stool COM: N/A Unit weight: 13 LB 5.9 KG Carton weight: 17 LB 7.71 KG Carton volume: 5.5 FT³ 0.15 MT³</p>		List price						
		9624-64	399					
		OVERALL DIMENSIONS		SEAT DIMENSIONS			BACK DIMENSIONS	
		IN	W	D	H	W	D	H
MM			27.5	14	-	27.5	-	-
			699	356	-	699	-	-
		RTA 00		1 per carton				
 <p>Minotaur - Heavy Duty Bench Stool COM: N/A Unit weight: 15 LB 6.8 KG Carton weight: 19 LB 8.62 KG Carton volume: 5.5 FT³ 0.15 MT³</p>		List price						
		9632-64	421					
		OVERALL DIMENSIONS		SEAT DIMENSIONS			BACK DIMENSIONS	
		IN	W	D	H	W	D	H
MM			32.5	14	-	32.5	-	-
			826	356	-	826	-	-
		RTA 00		1 per carton				
 <p>Minotaur - Task Chair COM: N/A Unit weight: 22 LB 10 KG Carton weight: 26 LB 11.79 KG Carton volume: 13 FT³ 0.36 MT³</p>	360° swivel. 5" pneumatic. Ergonomic features: C, E	List price						
		9662-64	557					
		OVERALL DIMENSIONS		SEAT DIMENSIONS			BACK DIMENSIONS	
		IN	W	D	H	W	D	H
MM			32	18	16.5-19	14-19	16.5	16
			813	457	419-483	356-483	419	406
		RTA 2	1 per carton					
 <p>Minotaur - Task Stool COM: N/A Unit weight: 29 LB 13.2 KG Carton weight: 33 LB 14.97 KG Carton volume: 13 FT³ 0.36 MT³</p>	360° swivel. 10" pneumatic. Ergonomic features: C, E	List price						
		9663-64	690					
		OVERALL DIMENSIONS		SEAT DIMENSIONS			BACK DIMENSIONS	
		IN	W	D	H	W	D	H
MM			42	18	16.5-19	20-30	16.5	16.5
			1067	457	419-483	508-762	419	419
		RTA 2	1 per carton					
 <p>Minotaur - Posture Task Chair COM: N/A Unit weight: 26 LB 11.8 KG Carton weight: 30 LB 13.61 KG Carton volume: 13 FT³ 0.36 MT³</p>	360° swivel. 5" pneumatic. Ergonomic features: C, D	List price						
		9664-64	647					
		OVERALL DIMENSIONS		SEAT DIMENSIONS			BACK DIMENSIONS	
		IN	W	D	H	W	D	H
MM			32	18	16	14-19	16.5	12.5-19
			813	457	406	356-483	419	318-483
		RTA 2	1 per carton					

DESCRIPTION	FEATURES	MODEL#	STANDARD TEXTILE GRADES						
 <p>Minotaur - Posture Task Stool COM: N/A Unit weight: 27 LB 12.3 KG Carton weight: 33 LB 14.97 KG Carton volume: 13 FT³ 0.36 MT³</p>	360° swivel 10" pneumatic. Ergonomic features: C, D	List price							
		9665-64	778						
		OVERALL DIMENSIONS			SEAT DIMENSIONS			BACK DIMENSIONS	
		W	D	H	W	D	H	W	H
IN		42	18	16	20.5-30.5	16.5	12.5-19		
MM		1067	457	406	521-775	419	318-483		
		RTA 2	1 per carton						
 <p>Minotaur - Operator Chair COM: N/A Unit weight: 29 LB 13.2 KG Carton weight: 34 LB 15.42 KG Carton volume: 13 FT³ 0.36 MT³</p>	360° swivel 5" pneumatic. Ergonomic features: C, D, F, G	List price							
		9666-64	726						
		OVERALL DIMENSIONS			SEAT DIMENSIONS			BACK DIMENSIONS	
		W	D	H	W	D	H	W	H
IN		32	18	17	15-20	16.5	12.5-19		
MM		813	457	432	381-508	419	318-483		
		RTA 2	1 per carton						
 <p>Minotaur - Operator Stool COM: N/A Unit weight: 30 LB 13.6 KG Carton weight: 35 LB 15.88 KG Carton volume: 13 FT³ 0.36 MT³</p>	360° swivel 10" pneumatic. Ergonomic features: C, D, F, G	List price							
		9667-64	855						
		OVERALL DIMENSIONS			SEAT DIMENSIONS			BACK DIMENSIONS	
		W	D	H	W	D	H	W	H
IN		42	18	17	21-31	16.5	12.5-19		
MM		1067	457	432	533-787	419	318-483		
		RTA 2	1 per carton						

INDUSTRIAL CASTER SELECTIONS

	MODEL #	MODEL NAME	COLOR	FLOORING	QUANTITY	LIST PRICE
	C7RSET	Non-slip glide Allows base to remain at caster height. Standard on Industrial, Anti-Microbial and Wipe Down Minotaur work stools.	Black	vinyl, marble, hardwood	Set of 5	\$96
	C10RSET	Integrated hard floor caster 2" dual wheel caster. Hooded, large collar. Standard on Industrial and Wipe Down Minotaur stools.	Black Grey urethane treads	vinyl, marble, hardwood	Set of 5	\$104
	C65RSET	Integrated hard floor caster 2" dual wheel caster. Hooded, standard collar.	Black Grey urethane treads	vinyl, marble, hardwood	Set of 5	\$96

INDUSTRIAL CASTERS NOTES:

- The casters shown above are sold in sets for replacement purposes. This list price can also be used to calculate the upcharge to change casters at time of ordering a chair. Optional casters may be priced higher than the standard casters for your chair and the difference will be charged. Lower priced casters will not be credited.
- Industrial casters are not suitable for use on standard Global seating products.
- All casters are not appropriate for all flooring surfaces. Please consult with your sales representative or Global Customer Service representative for special situations that can be verified with the caster manufacturer. Alternate casters, if needed, may require an upcharge.

PLEASE SPECIFY ALL SUBSTITUTIONS AND OPTIONS.