





















lounge

| | | | | | | | | |
|---|------------------|-----|---|--------------|-----|---|------------------|-----|
|  | Ballara..... | 224 |  | Jeo..... | 269 |  | River+..... | 293 |
|  | Braden..... | 235 |  | Kate..... | 272 |  | Sirena..... | 316 |
|  | Calidon..... | 239 |  | Lux..... | 273 |  | Venture..... | 319 |
|  | Camino..... | 240 |  | ML..... | 275 |  | Vitrola..... | 322 |
|  | Citi..... | 245 |  | ML Park..... | 277 |  | Wind..... | 324 |
|  | Citi Square..... | 249 |  | Prairie..... | 278 |  | Wind Linear..... | 326 |
|  | Drift..... | 258 |  | River..... | 279 | | | |

BALLARA



model 9751

model 9751NA & 9757L

Quilted seat option
4x4 Square grid pattern
See optional features
for more details.



model 9752NA Two Seat Sofa, 9755 Corner Table, 9751NA Lounge Chair, 9757L Left Tablet

STANDARD FEATURES

- Ballara is a modular series that includes seating, storage, power, tables and tablets.
- It can fulfill many space planning scenarios including corner, in-line, open concept, as well as traditional receptions.
- Furniture pieces, seating or tables can be used as standalone items or linked together with ganging brackets to create infinite configurations.
- Four high back (banquette) models available in two different heights (42" or 48") and two seat options (two-seat or three-seat armless sofas).
- Banquettes are available as table back models (TB) which are equipped with an 8" laminate back table shelf.
- Tablets can be mounted outside or between seats to accommodate various work/collaborative settings. Tablets have a 14" round surface and a 2-point locking mechanism for easy handling and stability.
- Fixed cushions are accented by a metal base and frame. Frames are standard in Black.
- Table frames and tablet metal components are standard in Black. Tables feature durable and matching 3mm edges.
- Ganging brackets and power units are standard in Black.
- Power units include one power outlet and two USB ports and can be mounted under any seat or table. Wire management is included.
- Upholstery options: fabric, vinyl or leather. Vinyl and leather models may feature stitch detail across the seat and/or back cushions, if applicable.
- All models are standard with Black polypropylene foot glides.

OPTIONAL FEATURES

- Quilted seat (**Q**) is available. Backless stools, add \$131 each. Single seat models, add \$131. Two seater sofa, add \$263. Three seater sofa, add \$395.
- All chair frames, table frames, tablet metal components, ganging brackets and metal brackets are available in paint and plated finishes. Please see page 374 for options. Chrome (**CHM**) or Brushed Chrome (**BCH**) are available with an upcharge. Add \$174 for counter height/bar height stools. Add \$174 for single seat lounge chairs and bench. Add \$231 for two seat sofas and bench. Add \$275 for three seat sofas and bench. Add \$174 for tables. Add \$231 for 2-seat length tables. Add \$85 for tablets. Add \$15 for ganging brackets. Add \$9 for metal brackets on floating tables (BCH finish only).
- Corner tables, storage tables, floating tables and tablets are offered in the following laminate finishes: Absolute Acajou (ACJ), Asian Night (ASN), Avant Cherry (AWC), Avant Honey (AWH), Black (BLK), Blizzard (BZD), Brushed Cobalt (BRC), Clear Maple (CMB), Custom Grey (CGY), Dark Espresso (DES), Designer White (DWT), Fashionista (FAS), First Class (FCL), Noce Biondo (NBL), Noce Grigio (NGL), Noce Leggero (NEL), Noce Medio (NML), Quartered Mahogany (QTM), Sheer Beauty (SBY), Stonedust (SDT), Storm Grey (SOG), Walnut Heights (WHE), White Chocolate (WHC) and Winter Cherry (WCR).

SAMPLE LAYOUTS

Layout A



| Qty | Model Number | Description | Dimensions | List Price |
|-----|--------------|--------------------------|----------------------|------------|
| 1 | 9751L | Lounge Chair - Left Arm | 28.5 x 31 x 30 | 1500 |
| 1 | 9751R | Lounge Chair - Right Arm | 28.5 x 31 x 30 | 1500 |
| 1 | 9755 | Corner Table | 27.25 x 27.25 x 12.5 | 584 |
| 2 | 9759 | Ganging Bracket | 1 x 0.75 x 10 | 19 x 2 |

SAMPLE LAYOUT TOTAL IN STANDARD BLACK FRAME 3622
SAMPLE LAYOUT TOTAL IN OPTIONAL FRAME FINISHES 4174

Layout B



| Qty | Model Number | Description | Dimensions | List Price |
|-----|--------------|--------------------------|----------------------|------------|
| 1 | 9751L | Lounge Chair - Left Arm | 28.5 x 31 x 30 | 1500 |
| 1 | 9751R | Lounge Chair - Right Arm | 28.5 x 31 x 30 | 1500 |
| 1 | 9755 | Corner Table | 27.25 x 27.25 x 12.5 | 584 |
| 2 | 9759 | Ganging Bracket | 1 x 0.75 x 10 | 19 x 2 |

SAMPLE LAYOUT TOTAL IN STANDARD BLACK FRAME 3622
SAMPLE LAYOUT TOTAL IN OPTIONAL FRAME FINISHES 4174

Layout C



| Qty | Model Number | Description | Dimensions | List Price |
|-----|---------------|--------------------------|----------------------|------------|
| 1 | 9751L | Lounge Chair - Left Arm | 28.5 x 31 x 30 | 1500 |
| 1 | 9751R | Lounge Chair - Right Arm | 28.5 x 31 x 30 | 1500 |
| 1 | 9751NA | Lounge Chair - No Arms | 26.5 x 31 x 30 | 1229 |
| 2 | 9755 | Corner Table | 27.25 x 27.25 x 12.5 | 584 x 2 |
| 4 | 9759 | Ganging Bracket | 1 x 0.75 x 10 | 19 x 4 |

SAMPLE LAYOUT TOTAL IN STANDARD BLACK FRAME 5473
SAMPLE LAYOUT TOTAL IN OPTIONAL FRAME FINISHES 6403

SAMPLE LAYOUTS


Layout D



| Qty | Model Number | Description | Dimensions | List Price |
|-----|--------------|--------------------------|----------------------|------------|
| 1 | 9751L | Lounge Chair - Left Arm | 28.5 x 31 x 30 | 1500 |
| 1 | 9751R | Lounge Chair - Right Arm | 28.5 x 31 x 30 | 1500 |
| 1 | 9751NA | Lounge Chair - Armless | 26.5 x 31 x 30 | 1229 |
| 2 | 9755 | Corner Table | 27.25 x 27.25 x 12.5 | 584 x 2 |
| 1 | 9757L | Left Tablet | 14 x 17.25 x 14 | 460 |
| 1 | 9758R | Right Tablet | 14 x 17.25 x 14 | 460 |
| 4 | 9759 | Ganging Bracket | 1 x 0.75 x 10 | 19 x 4 |

SAMPLE LAYOUT TOTAL IN STANDARD BLACK FRAME 6393
SAMPLE LAYOUT TOTAL IN OPTIONAL FRAME FINISHES 7493


Layout E



| Qty | Model Number | Description | Dimensions | List Price |
|-----|--------------|------------------------------------|----------------------|------------|
| 1 | 9752L-OB | Two Seat Sofa Open Back - Left Arm | 54 x 31 x 30 | 2459 |
| 1 | 9752NA | Two Seat Sofa - Armless | 52 x 31 x 30 | 2248 |
| 1 | 9754 | Storage Table | 27.25 x 27.25 x 16.5 | 953 |
| 1 | 9755 | Corner Table | 27.25 x 27.25 x 12.5 | 584 |
| 1 | 9758R | Right Tablet | 14 x 17.25 x 14 | 460 |
| 2 | 9759 | Ganging Bracket | 1 x 0.75 x 10 | 19 x 2 |

SAMPLE LAYOUT TOTAL IN STANDARD BLACK FRAME 6742
SAMPLE LAYOUT TOTAL IN OPTIONAL FRAME FINISHES 7667


Layout F



| Qty | Model Number | Description | Dimensions | List Price |
|-----|--------------|-------------------------------------|----------------------|------------|
| 1 | 9753NA-OB | Three Seat Sofa Open Back - Armless | 80.5 x 31 x 30 | 3208 |
| 1 | 9751L | Lounge Chair - Left Arm | 28.5 x 31 x 30 | 1500 |
| 1 | 9755 | Corner Table | 27.25 x 27.25 x 12.5 | 584 |
| 1 | 9757L | Left Tablet | 14 x 17.25 x 14 | 460 |
| 1 | 9758R | Right Tablet | 14 x 17.25 x 14 | 460 |
| 2 | 9759 | Ganging Bracket | 1 x 0.75 x 10 | 19 x 2 |

SAMPLE LAYOUT TOTAL IN STANDARD BLACK FRAME 6250
SAMPLE LAYOUT TOTAL IN OPTIONAL FRAME FINISHES 7073

Layout G



| Qty | Model Number | Description | Dimensions | List Price |
|-----|--------------|-------------------------------------|----------------------|------------|
| 1 | 9753NA-OB | Three Seat Sofa Open Back - Armless | 80.5 x 31 x 30 | 3208 |
| 1 | 9751 | Lounge Chair | 30.5 x 31 x 30 | 1771 |
| 1 | 9755 | Corner Table | 27.25 x 27.25 x 12.5 | 584 |
| 1 | 9757L | Left Tablet | 14 x 17.25 x 14 | 460 |
| 1 | 9759 | Ganging Bracket | 1 x 0.75 x 10 | 19 |

SAMPLE LAYOUT TOTAL IN STANDARD BLACK FRAME 6061
SAMPLE LAYOUT TOTAL IN OPTIONAL FRAME FINISHES 6799

Layout H




| Qty | Model Number | Description | Dimensions | List Price |
|-----|--------------|--------------------------|----------------------|------------|
| 1 | 9751L | Lounge Chair - Left Arm | 28.5 x 31 x 30 | 1500 |
| 1 | 9751R | Lounge Chair - Right Arm | 28.5 x 31 x 30 | 1500 |
| 1 | 9751NA | Lounge Chair - No Arms | 26.5 x 31 x 30 | 1229 |
| 2 | 9755 | Corner Table | 27.25 x 27.25 x 12.5 | 584 x 2 |
| 4 | 9759 | Ganging Bracket | 1 x 0.75 x 10 | 19 x 4 |

SAMPLE LAYOUT TOTAL IN STANDARD BLACK FRAME 5473
SAMPLE LAYOUT TOTAL IN OPTIONAL FRAME FINISHES 6403

SAMPLE LAYOUTS


Layout I



| Qty | Model Number | Description | Dimensions | List Price |
|-----|------------------|-------------------------------------|----------------------|------------|
| 1 | 9753NA-OB | Three Seat Sofa Open Back - Armless | 80.5 x 31 x 30 | 3208 |
| 1 | 9752NA | Two Seat Sofa - Armless | 52 x 31 x 30 | 2248 |
| 2 | 9754 | Storage Table | 27.25 x 27.25 x 16.5 | 953 x 2 |
| 1 | 9755 | Corner Table | 27.25 x 27.25 x 12.5 | 584 |
| 1 | 9757L | Left Tablet | 14 x 17.25 x 14 | 460 |
| 1 | 9758R | Right Tablet | 14 x 17.25 x 14 | 460 |
| 2 | 9759 | Ganging Bracket | 1 x 0.75 x 10 | 19 x 2 |

SAMPLE LAYOUT TOTAL IN STANDARD BLACK FRAME 8904
SAMPLE LAYOUT TOTAL IN OPTIONAL FRAME FINISHES 10132


Layout J



| Qty | Model Number | Description | Dimensions | List Price |
|-----|------------------|-------------------------------------|----------------------|------------|
| 1 | 9753NA-OB | Three Seat Sofa Open Back - Armless | 80.5 x 31 x 30 | 3208 |
| 1 | 9751L | Lounge Chair - Left Arm | 28.5 x 31 x 30 | 1500 |
| 1 | 9751R | Lounge Chair - Right Arm | 28.5 x 31 x 30 | 1500 |
| 2 | 9754 | Storage Table | 27.25 x 27.25 x 16.5 | 953 x 2 |
| 1 | 9755 | Corner Table | 27.25 x 27.25 x 12.5 | 584 |
| 1 | 9757L | Left Tablet | 14 x 17.25 x 14 | 460 |
| 1 | 9758R | Right Tablet | 14 x 17.25 x 14 | 460 |
| 2 | 9759 | Ganging Bracket | 1 x 0.75 x 10 | 19 x 2 |

SAMPLE LAYOUT TOTAL IN STANDARD BLACK FRAME 9656
SAMPLE LAYOUT TOTAL IN OPTIONAL FRAME FINISHES 11001

Layout K



| Qty | Model Number | Description | Dimensions | List Price |
|-----|------------------|-------------------------------------|----------------------|------------|
| 2 | 9753NA-OB | Three Seat Sofa Open Back - Armless | 80.5 x 31 x 30 | 3208 x 2 |
| 2 | 9755 | Corner Table | 27.25 x 27.25 x 12.5 | 584 x 2 |
| 2 | 9759 | Ganging Bracket | 1 x 0.75 x 10 | 19 x 2 |

SAMPLE LAYOUT TOTAL IN STANDARD BLACK FRAME 7622
SAMPLE LAYOUT TOTAL IN OPTIONAL FRAME FINISHES 8550

Layout L



| Qty | Model Number | Description | Dimensions | List Price |
|-----|---------------|--------------------------|----------------------|------------|
| 1 | 9752NA | Two Seat Sofa - Armless | 52 x 31 x 30 | 2248 |
| 1 | 9751L | Lounge Chair - Left Arm | 28.5 x 31 x 30 | 1500 |
| 1 | 9751R | Lounge Chair - Right Arm | 28.5 x 31 x 30 | 1500 |
| 2 | 9755 | Corner Table | 27.25 x 27.25 x 12.5 | 584 x 2 |
| 4 | 9759 | Ganging Bracket | 1 x 0.75 x 10 | 19 x 4 |

SAMPLE LAYOUT TOTAL IN STANDARD BLACK FRAME 6492
SAMPLE LAYOUT TOTAL IN OPTIONAL FRAME FINISHES 7479

Layout M




| Qty | Model Number | Description | Dimensions | List Price |
|-----|------------------|-------------------------------------|----------------------|------------|
| 1 | 9753NA-OB | Three Seat Sofa Open Back - Armless | 80.5 x 31 x 30 | 3208 |
| 1 | 9752L-OB | Two Seat Sofa Open Back - Left Arm | 54 x 31 x 30 | 2459 |
| 1 | 9752NA | Two Seat Sofa - Armless | 52 x 31 x 30 | 2248 |
| 2 | 9755 | Corner Table | 27.25 x 27.25 x 12.5 | 584 x 2 |
| 1 | 9754 | Storage Table | 27.25 x 27.25 x 16.5 | 953 |
| 1 | 9758R | Right Tablet | 14 x 17.25 x 14 | 460 |
| 4 | 9759 | Ganging Bracket | 1 x 0.75 x 10 | 19 x 4 |

SAMPLE LAYOUT TOTAL IN STANDARD BLACK FRAME 10572
SAMPLE LAYOUT TOTAL IN OPTIONAL FRAME FINISHES 11976

SAMPLE LAYOUTS


Layout N



| Qty | Model Number | Description | Dimensions | List Price |
|-----|------------------|-------------------------------------|----------------------|------------|
| 1 | 9753NA-OB | Three Seat Sofa Open Back - Armless | 80.5 x 31 x 30 | 3208 |
| 1 | 9751L | Lounge Chair - Left Arm | 28.5 x 31 x 30 | 1500 |
| 1 | 9751R | Lounge Chair - Right Arm | 28.5 x 31 x 30 | 1500 |
| 2 | 9755 | Corner Table | 27.25 x 27.25 x 12.5 | 584 x 2 |
| 4 | 9759 | Ganging Bracket | 1 x 0.75 x 10 | 19 x 4 |

| | |
|---|-------------|
| SAMPLE LAYOUT TOTAL IN STANDARD BLACK FRAME | 7452 |
| SAMPLE LAYOUT TOTAL IN OPTIONAL FRAME FINISHES | 8483 |


Layout O



| Qty | Model Number | Description | Dimensions | List Price |
|-----|------------------|-------------------------------------|----------------------|------------|
| 1 | 9753NA-OB | Three Seat Sofa Open Back - Armless | 80.5 x 31 x 30 | 3208 |
| 1 | 9752NA | Two Seat Sofa - Armless | 52 x 31 x 30 | 2248 |
| 1 | 9751 | Lounge Chair | 30.5 x 31 x 30 | 1771 |
| 1 | 9754 | Storage Table | 27.25 x 27.25 x 16.5 | 953 |
| 2 | 9755 | Corner Table | 27.25 x 27.25 x 12.5 | 584 x 2 |
| 1 | 9757L | Left Tablet | 14 x 17.25 x 14 | 460 |
| 3 | 9759 | Ganging Bracket | 1 x 0.75 x 10 | 19 x 3 |

| | |
|---|--------------|
| SAMPLE LAYOUT TOTAL IN STANDARD BLACK FRAME | 9865 |
| SAMPLE LAYOUT TOTAL IN OPTIONAL FRAME FINISHES | 11197 |

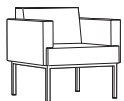
Layout P



| Qty | Model Number | Description | Dimensions | List Price |
|-----|------------------|-------------------------------------|----------------------|------------|
| 1 | 9753NA-OB | Three Seat Sofa Open Back - Armless | 80.5 x 31 x 30 | 3208 |
| 1 | 9752L-OB | Two Seat Sofa Open Back - Left Arm | 54 x 31 x 30 | 2459 |
| 2 | 9754 | Storage Table | 27.25 x 27.25 x 16.5 | 953 x 2 |
| 1 | 9755 | Corner Table | 27.25 x 27.25 x 12.5 | 584 |
| 1 | 9758R | Right Tablet | 14 x 17.25 x 14 | 460 |
| 2 | 9759 | Ganging Bracket | 1 x 0.75 x 10 | 19 x 2 |

| | |
|---|-------------|
| SAMPLE LAYOUT TOTAL IN STANDARD BLACK FRAME | 8655 |
| SAMPLE LAYOUT TOTAL IN OPTIONAL FRAME FINISHES | 9798 |

| | 1 | 2 | 3 | 4 | 5 | 6 | 7 | 8 | 9 | 10 | 11 | 12 |
|-------------|------|------|------|------|------|------|------|------|------|------|------|------|
| 9751 | 1771 | 1907 | 2022 | 2154 | 2370 | 2570 | 2770 | 2944 | 3161 | 3365 | 3641 | 4032 |



Lounge Chair
 COM: 4.25 YD | 3.89 M
 Unit weight: 61 LB | 27.7 KG
 Carton weight: 71 LB | 32.21 KG
 Carton volume: 21.5 FT³ | 0.6 MT³

| | OVERALL DIMENSIONS | | | SEAT DIMENSIONS | | | BACK DIMENSIONS | |
|--|--------------------|---|---|-----------------|---|---|-----------------|---|
| | W | D | H | W | D | H | W | H |

| | | | | | | | | |
|----|------|-----|-----|-----|------|------|-----|------|
| IN | 30.5 | 31 | 30 | 24 | 20.5 | 18.5 | 22 | 12.5 |
| MM | 775 | 787 | 762 | 610 | 521 | 470 | 559 | 318 |

RTA 00 1 per carton

| | 1 | 2 | 3 | 4 | 5 | 6 | 7 | 8 | 9 | 10 | 11 | 12 |
|--------------|------|------|------|------|------|------|------|------|------|------|------|------|
| 9751R | 1500 | 1604 | 1692 | 1793 | 1958 | 2111 | 2264 | 2397 | 2563 | 2719 | 2930 | 3229 |
| 9751L | | | | | | | | | | | | |

| | OVERALL DIMENSIONS | | | SEAT DIMENSIONS | | | BACK DIMENSIONS | |
|--|--------------------|---|---|-----------------|---|---|-----------------|---|
| | W | D | H | W | D | H | W | H |

| | | | | | | | | |
|----|------|-----|-----|-----|------|------|-----|------|
| IN | 28.5 | 31 | 30 | 24 | 20.5 | 18.5 | 22 | 12.5 |
| MM | 724 | 787 | 762 | 610 | 521 | 470 | 559 | 318 |

RTA 00 1 per carton



9751R



9751L

Lounge Chair - One Arm
 COM: 3.25 YD | 2.97 M
 Unit weight: 51 LB | 23.2 KG
 Carton weight: 61 LB | 27.67 KG
 Carton volume: 20 FT³ | 0.56 MT³

Ganging clip required for sectional use.

R for right arm.
 L for left arm.

| DESCRIPTION | FEATURES | MODEL # | STANDARD TEXTILE GRADES | | | | | | | | | | | |
|-------------|----------|---------|-------------------------|---|---|---|---|---|---|---|---|----|----|----|
| | | | 1 | 2 | 3 | 4 | 5 | 6 | 7 | 8 | 9 | 10 | 11 | 12 |



Lounge Chair - Armless
 COM: 2.25 YD | 2.06 M
 Unit weight: 41 LB | 18.6 KG
 Carton weight: 51 LB | 23.13 KG
 Carton volume: 18.75 FT³ | 0.53 MT³

Ganging clip required for sectional use.

| | | | | | | | | | | | | |
|---------------|------|------|------|------|------|------|------|------|------|------|------|------|
| 9751NA | 1229 | 1301 | 1362 | 1432 | 1546 | 1652 | 1758 | 1850 | 1965 | 2073 | 2219 | 2426 |
|---------------|------|------|------|------|------|------|------|------|------|------|------|------|

| OVERALL DIMENSIONS | | | SEAT DIMENSIONS | | | BACK DIMENSIONS | |
|--------------------|---|---|-----------------|---|---|-----------------|---|
| W | D | H | W | D | H | W | H |

| | | | | | | | | |
|----|------|-----|-----|-----|------|------|-----|------|
| IN | 26.5 | 31 | 30 | 24 | 20.5 | 18.5 | 22 | 12.5 |
| MM | 673 | 787 | 762 | 610 | 521 | 470 | 559 | 318 |

RTA 00 1 per carton



Corner Unit
 COM: 3 YD | 2.74 M
 Unit weight: 62 LB | 28.2 KG
 Carton weight: 72 LB | 32.66 KG
 Carton volume: 18.5 FT³ | 0.52 MT³

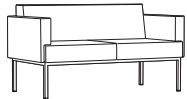
Ganging clip required for sectional use.

| | | | | | | | | | | | | |
|-------------|------|------|------|------|------|------|------|------|------|------|------|------|
| 9764 | 1621 | 1717 | 1798 | 1891 | 2044 | 2185 | 2326 | 2449 | 2602 | 2746 | 2941 | 3217 |
|-------------|------|------|------|------|------|------|------|------|------|------|------|------|

| OVERALL DIMENSIONS | | | SEAT DIMENSIONS | | | BACK DIMENSIONS | |
|--------------------|---|---|-----------------|---|---|-----------------|---|
| W | D | H | W | D | H | W | H |

| | | | | | | | | |
|----|------|------|-----|-----|------|------|-----|------|
| IN | 28.5 | 28.5 | 30 | 22 | 20.5 | 18.5 | 22 | 12.5 |
| MM | 724 | 724 | 762 | 559 | 521 | 470 | 559 | 318 |

RTA 00 1 per carton



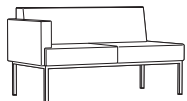
Two Seat Sofa
 COM: 6.25 YD | 5.72 M
 Unit weight: 99 LB | 45 KG
 Carton weight: 111 LB | 50.35 KG
 Carton volume: 37.5 FT³ | 1.06 MT³

| | | | | | | | | | | | | |
|-------------|------|------|------|------|------|------|------|------|------|------|------|------|
| 9752 | 2794 | 2994 | 3163 | 3357 | 3675 | 3969 | 4263 | 4519 | 4838 | 5138 | 5544 | 6119 |
|-------------|------|------|------|------|------|------|------|------|------|------|------|------|

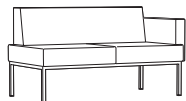
| OVERALL DIMENSIONS | | | SEAT DIMENSIONS | | | BACK DIMENSIONS | |
|--------------------|---|---|-----------------|---|---|-----------------|---|
| W | D | H | W | D | H | W | H |

| | | | | | | | | |
|----|------|-----|-----|------|------|------|------|------|
| IN | 56 | 31 | 30 | 48 | 20.5 | 18.5 | 44 | 12.5 |
| MM | 1422 | 787 | 762 | 1219 | 521 | 470 | 1118 | 318 |

RTA 00 1 per carton



9752R



9752L

Two Seat Sofa
 COM: 5 YD | 4.57 M
 Unit weight: 89 LB | 40.5 KG
 Carton weight: 101 LB | 45.81 KG
 Carton volume: 36.25 FT³ | 1.02 MT³

Ganging clip required for sectional use.

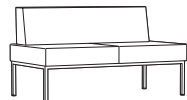
R for right arm.
 L for left arm.

| | | | | | | | | | | | | |
|------------------------------|------|------|------|------|------|------|------|------|------|------|------|------|
| 9752R 9752L | 2490 | 2650 | 2785 | 2940 | 3195 | 3430 | 3665 | 3870 | 4125 | 4365 | 4690 | 5150 |
|------------------------------|------|------|------|------|------|------|------|------|------|------|------|------|

| OVERALL DIMENSIONS | | | SEAT DIMENSIONS | | | BACK DIMENSIONS | |
|--------------------|---|---|-----------------|---|---|-----------------|---|
| W | D | H | W | D | H | W | H |

| | | | | | | | | |
|----|------|-----|-----|------|------|------|------|------|
| IN | 54 | 31 | 30 | 48 | 20.5 | 18.5 | 44 | 12.5 |
| MM | 1372 | 787 | 762 | 1219 | 521 | 470 | 1118 | 318 |

RTA 00 1 per carton



Two Seat Sofa - Armless
 COM: 4 YD | 3.66 M
 Unit weight: 79 LB | 35.9 KG
 Carton weight: 91 LB | 41.28 KG
 Carton volume: 35.5 FT³ | 1 MT³


Ganging clip required for sectional use.

| | | | | | | | | | | | | |
|---------------|------|------|------|------|------|------|------|------|------|------|------|------|
| 9752NA | 2248 | 2376 | 2484 | 2608 | 2812 | 3000 | 3188 | 3352 | 3566 | 3748 | 4008 | 4376 |
|---------------|------|------|------|------|------|------|------|------|------|------|------|------|

| OVERALL DIMENSIONS | | | SEAT DIMENSIONS | | | BACK DIMENSIONS | |
|--------------------|---|---|-----------------|---|---|-----------------|---|
| W | D | H | W | D | H | W | H |

| | | | | | | | | |
|----|------|-----|-----|------|------|------|------|------|
| IN | 52 | 31 | 30 | 48 | 20.5 | 18.5 | 44 | 12.5 |
| MM | 1321 | 787 | 762 | 1219 | 521 | 470 | 1118 | 318 |

RTA 00 1 per carton



Two Seat Sofa - 42" High Back
 COM: 8 YD | 7.32 M
 Unit weight: 105 LB | 47.7 KG
 Carton weight: 120 LB | 54.43 KG
 Carton volume: 48.5 FT³ | 1.37 MT³




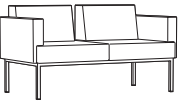
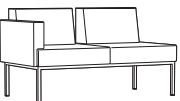
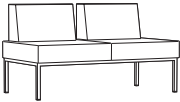
Ganging clip required for sectional use.

| | | | | | | | | | | | | |
|-------------------|------|------|------|------|------|------|------|------|------|------|------|------|
| 9752NAHB42 | 2563 | 2819 | 3035 | 3283 | 3691 | 4067 | 4443 | 4771 | 5179 | 5563 | 6083 | 6819 |
|-------------------|------|------|------|------|------|------|------|------|------|------|------|------|

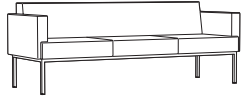
| OVERALL DIMENSIONS | | | SEAT DIMENSIONS | | | BACK DIMENSIONS | |
|--------------------|---|---|-----------------|---|---|-----------------|---|
| W | D | H | W | D | H | W | H |

| | | | | | | | | |
|----|------|-----|------|------|------|------|------|------|
| IN | 52 | 31 | 42 | 48 | 20.5 | 18.5 | 44 | 24.5 |
| MM | 1321 | 787 | 1067 | 1219 | 521 | 470 | 1118 | 622 |

RTA 00 1 per carton

| DESCRIPTION | FEATURES | MODEL # | STANDARD TEXTILE GRADES | | | | | | | | | | | |
|---|--|----------------------|-------------------------------------|-------------|------------|-----------------|-------------|-------------|-----------------|-------------|------|------|------|------|
| | | | 1 | 2 | 3 | 4 | 5 | 6 | 7 | 8 | 9 | 10 | 11 | 12 |
|  <p>Two Seat Sofa - 42" High Back w/36"H Table Shelf COM: 6 YD 5.49 M Unit weight: 120 LB 54.5 KG Carton weight: 135 LB 61.23 KG Carton volume: 63.75 FT³ 1.8 MT³</p> | Ganging clip required for sectional use. | 9752NAHB42TB3388 | 3580 | 3742 | 3928 | 4234 | 4516 | 4798 | 5044 | 5350 | 5638 | 6028 | 6580 | |
| | | | OVERALL DIMENSIONS | | | SEAT DIMENSIONS | | | BACK DIMENSIONS | | | | | |
| | | | W | D | H | W | D | H | W | H | | | | |
| | | | IN 52 MM 1321 | 41 1041 | 42 1067 | 48 1219 | 20.5 521 | 18.5 470 | 44 1118 | 24.5 622 | | | | |
| | | RTA 00 | 1 per carton | | | | | | | | | | | |
|  <p>Two Seat Sofa - 48" High Back COM: 8.75 YD 8 M Unit weight: 115 LB 52.3 KG Carton weight: 130 LB 58.97 KG Carton volume: 55 FT³ 1.55 MT³</p> | Ganging clip required for sectional use. | 9752NAHB48 | 2671 | 2951 | 3187 | 3459 | 3905 | 4316 | 4727 | 5086 | 5532 | 5952 | 6521 | 7326 |
| | | | OVERALL DIMENSIONS | | | SEAT DIMENSIONS | | | BACK DIMENSIONS | | | | | |
| | | | W | D | H | W | D | H | W | H | | | | |
| | | | IN 52 MM 1321 | 31 787 | 48 1219 | 48 1219 | 20.5 521 | 18.5 470 | 44 1118 | 30.5 775 | | | | |
| | | RTA 00 | 1 per carton | | | | | | | | | | | |
|  <p>Two Seat Sofa - 42" High Back w/42" H Table Shelf COM: 6 YD 5.49 M Unit weight: 130 LB 59.1 KG Carton weight: 145 LB 65.77 KG Carton volume: 71.25 FT³ 2.01 MT³</p> | Ganging clip required for sectional use. | 9752NAHB48TB3496 | 3688 | 3850 | 4036 | 4342 | 4624 | 4906 | 5152 | 5458 | 5746 | 6136 | 6688 | |
| | | | OVERALL DIMENSIONS | | | SEAT DIMENSIONS | | | BACK DIMENSIONS | | | | | |
| | | | W | D | H | W | D | H | W | H | | | | |
| | | | IN 52 MM 1321 | 41 1041 | 48 1219 | 48 1219 | 20.5 521 | 18.5 470 | 44 1118 | 30.5 775 | | | | |
| | | RTA 00 | 1 per carton | | | | | | | | | | | |
|  <p>Two Seat Sofa - Open Back COM: 6.25 YD 5.72 M Unit weight: 99 LB 45 KG Carton weight: 111 LB 50.35 KG Carton volume: 35.25 FT³ 0.99 MT³</p> | | 9752-OB | 2761 | 2961 | 3130 | 3324 | 3642 | 3936 | 4230 | 4486 | 4805 | 5105 | 5511 | 6086 |
| | | | OVERALL DIMENSIONS | | | SEAT DIMENSIONS | | | BACK DIMENSIONS | | | | | |
| | | | W | D | H | W | D | H | W | H | | | | |
| | | | IN 56 MM 1422 | 29.5 749 | 30 762 | 54 1372 | 20.5 521 | 18.5 470 | 48 1219 | 12.5 318 | | | | |
| | | RTA 00 | 1 per carton | | | | | | | | | | | |
|  <p>Two Seat Sofa - Open Back - One Arm COM: 5.25 YD 4.8 M Unit weight: 89 LB 40.5 KG Carton weight: 101 LB 45.81 KG Carton volume: 36.25 FT³ 1.02 MT³</p> | Ganging clip required for sectional use. | 9752R-OB 9752L-OB | 2459 | 2627 | 2769 | 2932 | 3199 | 3446 | 3693 | 3908 | 4176 | 4428 | 4769 | 5252 |
| | | | OVERALL DIMENSIONS | | | SEAT DIMENSIONS | | | BACK DIMENSIONS | | | | | |
| | | | W | D | H | W | D | H | W | H | | | | |
| | | | IN 54 MM 1372 | 31 787 | 30 762 | 48 1219 | 20.5 521 | 18.5 470 | 44 1118 | 12.5 318 | | | | |
| | | RTA 00 | 1 per carton | | | | | | | | | | | |
| | | | R for right arm. L for left arm. | | | | | | | | | | | |
|  <p>Two Seat Sofa - Open Back - Armless COM: 4.25 YD 3.89 M Unit weight: 79 LB 35.9 KG Carton weight: 91 LB 41.28 KG Carton volume: 35.5 FT³ 1 MT³</p> | | 9752NA-OB | 2218 | 2354 | 2469 | 2601 | 2817 | 3017 | 3217 | 3391 | 3608 | 3812 | 4088 | 4479 |
| | | | OVERALL DIMENSIONS | | | SEAT DIMENSIONS | | | BACK DIMENSIONS | | | | | |
| | | | W | D | H | W | D | H | W | H | | | | |
| | | | IN 52 MM 1321 | 31 787 | 30 762 | 48 1219 | 20.5 521 | 18.5 470 | 44 1118 | 12.5 318 | | | | |
| | | RTA 00 | 1 per carton | | | | | | | | | | | |

| DESCRIPTION | FEATURES | MODEL # | STANDARD TEXTILE GRADES | | | | | | | | | | | |
|-------------|----------|---------|-------------------------|---|---|---|---|---|---|---|---|----|----|----|
| | | | 1 | 2 | 3 | 4 | 5 | 6 | 7 | 8 | 9 | 10 | 11 | 12 |



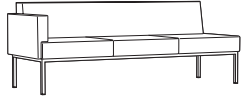
Three Seat Sofa
 COM: 9.5 YD | 8.69 M
 Unit weight: 138 LB | 62.7 KG
 Carton weight: 153 LB | 69.4 KG
 Carton volume: 54.5 FT³ | 1.54 MT³

| | | | | | | | | | | | | |
|-------------|------|------|------|------|------|------|------|------|------|------|------|------|
| 9753 | 3784 | 4088 | 4345 | 4639 | 5124 | 5570 | 6017 | 6406 | 6891 | 7347 | 7964 | 8838 |
|-------------|------|------|------|------|------|------|------|------|------|------|------|------|

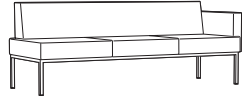
| OVERALL DIMENSIONS | | | SEAT DIMENSIONS | | | BACK DIMENSIONS | |
|--------------------|---|---|-----------------|---|---|-----------------|---|
| W | D | H | W | D | H | W | H |

| | | | | | | | | |
|----|------|-----|-----|------|------|------|------|------|
| IN | 82.5 | 31 | 30 | 76.5 | 20.5 | 18.5 | 66 | 12.5 |
| MM | 2096 | 787 | 762 | 1943 | 521 | 470 | 1676 | 318 |

RTA 00 1 per carton



Three Seat Sofa - One Arm
 COM: 8.25 YD | 7.54 M
 Unit weight: 128 LB | 58.2 KG
 Carton weight: 143 LB | 64.86 KG
 Carton volume: 54.5 FT³ | 1.54 MT³



9753R **9753L**

Ganging clip required for sectional use.

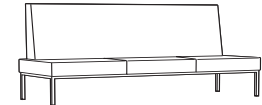
 R for right arm.
 L for left arm.

| | | | | | | | | | | | | |
|--------------|------|------|------|------|------|------|------|------|------|------|------|------|
| 9753R | 3528 | 3792 | 4015 | 4271 | 4691 | 5079 | 5467 | 5805 | 6226 | 6622 | 7158 | 7917 |
| 9753L | | | | | | | | | | | | |

| OVERALL DIMENSIONS | | | SEAT DIMENSIONS | | | BACK DIMENSIONS | |
|--------------------|---|---|-----------------|---|---|-----------------|---|
| W | D | H | W | D | H | W | H |

| | | | | | | | | |
|----|------|-----|-----|------|------|------|------|------|
| IN | 81.5 | 31 | 30 | 80.5 | 20.5 | 18.5 | 74 | 12.5 |
| MM | 2070 | 787 | 762 | 2045 | 521 | 470 | 1880 | 318 |

RTA 00 1 per carton



Three Seat Sofa - 42" High Back
 COM: 12.25 YD | 11.2 M
 Unit weight: 128 LB | 58.2 KG
 Carton weight: 143 LB | 64.86 KG
 Carton volume: 72.5 FT³ | 2.05 MT³

Ganging clip required for sectional use.

| | | | | | | | | | | | | |
|-------------------|------|------|------|------|------|------|------|------|------|------|------|-------|
| 9753NAHB42 | 3912 | 4304 | 4635 | 5015 | 5639 | 6215 | 6791 | 7293 | 7918 | 8506 | 9302 | 10429 |
|-------------------|------|------|------|------|------|------|------|------|------|------|------|-------|

| OVERALL DIMENSIONS | | | SEAT DIMENSIONS | | | BACK DIMENSIONS | |
|--------------------|---|---|-----------------|---|---|-----------------|---|
| W | D | H | W | D | H | W | H |

| | | | | | | | | |
|----|------|-----|------|------|------|------|------|------|
| IN | 80.5 | 31 | 42 | 74 | 20.5 | 18.5 | 74 | 24.5 |
| MM | 2045 | 787 | 1067 | 1880 | 521 | 470 | 1880 | 622 |

RTA 00 1 per carton



Three Seat Sofa - 42" High Back w/36"H Table Shelf
 COM: 9 YD | 8.23 M
 Unit weight: 143 LB | 65 KG
 Carton weight: 158 LB | 71.67 KG
 Carton volume: 93.5 FT³ | 2.64 MT³

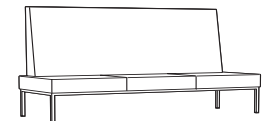
Ganging clip required for sectional use.

| | | | | | | | | | | | | |
|---------------------|------|------|------|------|------|------|------|------|------|------|------|------|
| 9753NAHB42TB | 4874 | 5162 | 5405 | 5684 | 6143 | 6566 | 6989 | 7358 | 7817 | 8249 | 8834 | 9662 |
|---------------------|------|------|------|------|------|------|------|------|------|------|------|------|

| OVERALL DIMENSIONS | | | SEAT DIMENSIONS | | | BACK DIMENSIONS | |
|--------------------|---|---|-----------------|---|---|-----------------|---|
| W | D | H | W | D | H | W | H |

| | | | | | | | | |
|----|------|------|------|------|------|------|------|------|
| IN | 80.5 | 41 | 42 | 80.5 | 20.5 | 18.5 | 74 | 24.5 |
| MM | 2045 | 1041 | 1067 | 2045 | 521 | 470 | 1880 | 622 |

RTA 00 1 per carton



Three Seat Sofa - 48" High Back
 COM: 13.25 YD | 12.12 M
 Unit weight: 153 LB | 69.5 KG
 Carton weight: 168 LB | 76.2 KG
 Carton volume: 82.25 FT³ | 2.32 MT³

Ganging clip required for sectional use.

| | | | | | | | | | | | | |
|-------------------|------|------|------|------|------|------|------|------|------|------|------|-------|
| 9753NAHB48 | 4144 | 4568 | 4926 | 5337 | 6012 | 6635 | 7258 | 7801 | 8477 | 9113 | 9974 | 11193 |
|-------------------|------|------|------|------|------|------|------|------|------|------|------|-------|

| OVERALL DIMENSIONS | | | SEAT DIMENSIONS | | | BACK DIMENSIONS | |
|--------------------|---|---|-----------------|---|---|-----------------|---|
| W | D | H | W | D | H | W | H |

| | | | | | | | | |
|----|------|-----|------|------|------|------|------|------|
| IN | 80.5 | 31 | 48 | 80.5 | 20.5 | 18.5 | 74 | 30.5 |
| MM | 2045 | 787 | 1219 | 2045 | 521 | 470 | 1880 | 775 |

RTA 00 1 per carton



Three Seat Sofa - 48" High Back w/42"H Table Shelf
 COM: 13.25 YD | 12.12 M
 Unit weight: 143 LB | 65 KG
 Carton weight: 158 LB | 71.67 KG
 Carton volume: 106 FT³ | 3 MT³

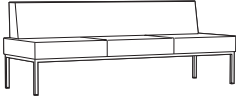
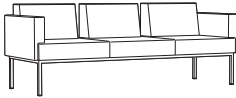
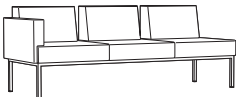
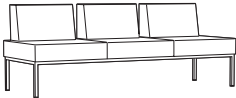




Ganging clip required for sectional use.

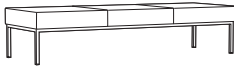








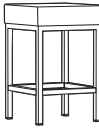
| | | | | | | | | | | | | |
|---------------------|------|------|------|------|------|------|------|------|------|-------|-------|-------|
| 9753NAHB48TB | 5107 | 5531 | 5889 | 6300 | 6975 | 7598 | 8221 | 8764 | 9440 | 10076 | 10937 | 12156 |
|---------------------|------|------|------|------|------|------|------|------|------|-------|-------|-------|


| OVERALL DIMENSIONS | | | SEAT DIMENSIONS | | | BACK DIMENSIONS | |
|--------------------|---|---|-----------------|---|---|-----------------|---|
| W | D | H | W | D | H | W | H |

| | | | | | | | | |
|----|------|------|------|------|------|------|------|------|
| IN | 80.5 | 41 | 48 | 80.5 | 20.5 | 18.5 | 74 | 24.5 |
| MM | 2045 | 1041 | 1219 | 2045 | 521 | 470 | 1880 | 622 |

RTA 00 1 per carton

| DESCRIPTION | FEATURES | MODEL # | STANDARD TEXTILE GRADES | | | | | | | | | | | |
|--|--|---------------|---|--------------|-----------|------------------------|-------------|-------------|------------------------|-------------|------|------|------|------|
| | | | 1 | 2 | 3 | 4 | 5 | 6 | 7 | 8 | 9 | 10 | 11 | 12 |
|  <p>Three Seat Sofa - Armless COM: 7 YD 6.4 M Unit weight: 118 LB 53.6 KG Carton weight: 133 LB 60.33 KG Carton volume: 51.5 FT³ 1.45 MT³</p> | Ganging clip required for sectional use. | 9753NA | 3240 | 3464 | 3653 | 3870 | 4227 | 4556 | 4885 | 5172 | 5529 | 5865 | 6320 | 6964 |
| | | | OVERALL DIMENSIONS | | | SEAT DIMENSIONS | | | BACK DIMENSIONS | | | | | |
| | | | W | D | H | W | D | H | W | H | | | | |
| | | | IN 80.5 MM 2045 | 31 787 | 30 762 | 80.5 2045 | 20.5 521 | 18.5 470 | 74 1880 | 12.5 318 | | | | |
| | | RTA 00 | 1 per carton | | | | | | | | | | | |
|  <p>Three Seat Sofa - Open Back COM: 8 YD 7.32 M Unit weight: 138 LB 62.7 KG Carton weight: 153 LB 69.4 KG Carton volume: 54.5 FT³ 1.54 MT³</p> | | 9753-OB | 3751 | 4007 | 4223 | 4471 | 4879 | 5255 | 5631 | 5959 | 6367 | 6751 | 7271 | 8007 |
| | | | OVERALL DIMENSIONS | | | SEAT DIMENSIONS | | | BACK DIMENSIONS | | | | | |
| | | | W | D | H | W | D | H | W | H | | | | |
| | | | IN 82.5 MM 2096 | 31 787 | 30 762 | 80.5 2045 | 20.5 521 | 18.5 470 | 74 1880 | 12.5 318 | | | | |
| | | RTA 00 | 1 per carton | | | | | | | | | | | |
|  <p>9753R-OB</p> <p>Three Seat Sofa - Open Back - One Arm COM: 7 YD 6.4 M Unit weight: 128 LB 58.2 KG Carton weight: 143 LB 64.86 KG Carton volume: 54.5 FT³ 1.54 MT³</p> | Ganging clip required for sectional use. | 9753L-OB | 3495 | 3719 | 3908 | 4125 | 4482 | 4811 | 5140 | 5427 | 5784 | 6120 | 6575 | 7219 |
| | | | OVERALL DIMENSIONS | | | SEAT DIMENSIONS | | | BACK DIMENSIONS | | | | | |
| | | | W | D | H | W | D | H | W | H | | | | |
| | | | IN 81.5 MM 2070 | 31 787 | 30 762 | 80.5 2045 | 20.5 521 | 18.5 470 | 74 1880 | 12.5 318 | | | | |
| | | RTA 00 | 1 per carton | | | | | | | | | | | |
| | | | R for right arm. L for left arm. | | | | | | | | | | | |
|  <p>Three Seat Sofa - Open Back - Armless COM: 6.25 YD 5.72 M Unit weight: 118 LB 53.6 KG Carton weight: 133 LB 60.33 KG Carton volume: 51.5 FT³ 1.45 MT³</p> | Ganging clip required for sectional use. | 9753NA-OB | 3208 | 3408 | 3577 | 3771 | 4089 | 4383 | 4677 | 4933 | 5252 | 5552 | 5958 | 6533 |
| | | | OVERALL DIMENSIONS | | | SEAT DIMENSIONS | | | BACK DIMENSIONS | | | | | |
| | | | W | D | H | W | D | H | W | H | | | | |
| | | | IN 80.5 MM 2045 | 31 787 | 30 762 | 80.5 2045 | 20.5 521 | 18.5 470 | 74 1880 | 12.5 318 | | | | |
| | | RTA 00 | 1 per carton | | | | | | | | | | | |
|  <p>Storage Table COM: N/A Unit weight: 59 LB 26.8 KG Carton weight: 65 LB 29.48 KG Carton volume: 11.5 FT³ 0.32 MT³</p> | Ganging clip required for sectional use. | 9754 | List price | | | | | | | | | | | |
| | | | 953 | | | | | | | | | | | |
| | | | OVERALL DIMENSIONS | | | SEAT DIMENSIONS | | | BACK DIMENSIONS | | | | | |
| | | | W | D | H | W | D | H | W | H | | | | |
| IN 27.25 MM 692 | 27.25 692 | 16.5 419 | - | - | - | - | - | | | | | | | |
| | | RTA 00 |  | 1 per carton | | | | | | | | | | |
|  <p>Corner Table COM: N/A Unit weight: 34 LB 15.5 KG Carton weight: 40 LB 18.14 KG Carton volume: 8 FT³ 0.22 MT³</p> | Ganging clip required for sectional use. | 9755 | List price | | | | | | | | | | | |
| | | | 584 | | | | | | | | | | | |
| | | | OVERALL DIMENSIONS | | | SEAT DIMENSIONS | | | BACK DIMENSIONS | | | | | |
| | | | W | D | H | W | D | H | W | H | | | | |
| IN 27.25 MM 692 | 27.25 692 | 12.5 318 | - | - | - | - | - | | | | | | | |
| | | RTA 00 |  | 1 per carton | | | | | | | | | | |

| DESCRIPTION | FEATURES | MODEL # | STANDARD TEXTILE GRADES | | | | | | | | | | | |
|--|--|----------------|---------------------------|---|--------------|------------------------|-------------|-------------|------------------------|------|------|------|------|------|
| | | | 1 | 2 | 3 | 4 | 5 | 6 | 7 | 8 | 9 | 10 | 11 | 12 |
|  <p>Three Seat Bench COM: 6 YD 5.49 M Unit weight: 70 LB 31.8 KG Carton weight: 80 LB 36.29 KG Carton volume: 29.5 FT³ 0.83 MT³</p> | Ganging clip required for sectional use. | 9763 | 2394 | 2586 | 2748 | 2934 | 3240 | 3522 | 3804 | 4050 | 4356 | 4644 | 5034 | 5586 |
| | | | OVERALL DIMENSIONS | | | SEAT DIMENSIONS | | | BACK DIMENSIONS | | | | | |
| | | | W | D | H | W | D | H | W | H | | | | |
| | | | IN 80.5 MM 2045 | 28.5 724 | 17.5 445 | 80.5 2045 | 28.5 724 | 18.5 470 | - | - | | | | |
| | | | RTA 00 | 1 per carton | | | | | | | | | | |
| | | | List price | | | | | | | | | | | |
| | | 9765 | 1503 | | | | | | | | | | | |
|  <p>Coffee Storage Table (2 Seat Length) COM: N/A Unit weight: 102 LB 46.4 KG Carton weight: 112 LB 50.8 KG Carton volume: 20.5 FT³ 0.58 MT³</p> | Ganging clip required for sectional use. | 9765 | 53.75 | 27.25 | 16.5 | - | - | - | - | - | - | - | - | - |
| | | | OVERALL DIMENSIONS | | | SEAT DIMENSIONS | | | BACK DIMENSIONS | | | | | |
| | | | W | D | H | W | D | H | W | H | | | | |
| | | | IN 53.75 MM 1365 | 27.25 692 | 16.5 419 | - | - | - | - | - | | | | |
| | | | RTA 00 |  | 1 per carton | | | | | | | | | |
| | | | List price | | | | | | | | | | | |
| | | 9766 | 969 | | | | | | | | | | | |
|  <p>Coffee Table (2 Seat Length) COM: N/A Unit weight: 56 LB 25.5 KG Carton weight: 68 LB 30.84 KG Carton volume: 17.75 FT³ 0.5 MT³</p> | Freestanding. | 9766 | 54 | 27.5 | 13 | - | - | - | - | - | - | - | - | |
| | | | OVERALL DIMENSIONS | | | SEAT DIMENSIONS | | | BACK DIMENSIONS | | | | | |
| | | | W | D | H | W | D | H | W | H | | | | |
| | | | IN 54 MM 1372 | 27.5 699 | 13 330 | - | - | - | - | - | | | | |
| | | | RTA 00 |  | 1 per carton | | | | | | | | | |
| | | | List price | | | | | | | | | | | |
| | | 9767 | 501 | | | | | | | | | | | |
|  <p>Floating Side Table COM: N/A Unit weight: 15 LB 6.8 KG Carton weight: 20 LB 9.07 KG Carton volume: 2.2 FT³ 0.06 MT³</p> | To be used in between chair/sofa models. | 9767 | 13.5 | 27.25 | 1 | - | - | - | - | - | - | - | - | |
| | | | OVERALL DIMENSIONS | | | SEAT DIMENSIONS | | | BACK DIMENSIONS | | | | | |
| | | | W | D | H | W | D | H | W | H | | | | |
| | | | IN 13.5 MM 343 | 27.25 692 | 1 25 | - | - | - | - | - | | | | |
| | | | RTA 00 |  | 1 per carton | | | | | | | | | |
| | | | List price | | | | | | | | | | | |
| | | 9768 | 704 | | | | | | | | | | | |
|  <p>Floating Storage Side Table COM: N/A Unit weight: 15 LB 6.8 KG Carton weight: 20 LB 9.07 KG Carton volume: 2.2 FT³ 0.06 MT³</p> | To be used in between chair/sofa models. | 9768 | 13.5 | 27.25 | 5 | - | - | - | - | - | - | - | - | |
| | | | OVERALL DIMENSIONS | | | SEAT DIMENSIONS | | | BACK DIMENSIONS | | | | | |
| | | | W | D | H | W | D | H | W | H | | | | |
| | | | IN 13.5 MM 343 | 27.25 692 | 5 127 | - | - | - | - | - | | | | |
| | | | RTA 00 |  | 1 per carton | | | | | | | | | |
| | | | List price | | | | | | | | | | | |
| | | 9769S24 | 587 | 611 | 631 | 655 | 693 | 728 | 763 | 794 | 832 | 868 | 917 | 986 |
|  <p>24" Stool COM: 0.75 YD 0.69 M Unit weight: 17 LB 7.7 KG Carton weight: 22 LB 9.98 KG Carton volume: 4.75 FT³ 0.13 MT³</p> | | 9769S24 | 1 | 2 | 3 | 4 | 5 | 6 | 7 | 8 | 9 | 10 | 11 | 12 |
| | | | OVERALL DIMENSIONS | | | SEAT DIMENSIONS | | | BACK DIMENSIONS | | | | | |
| | | | W | D | H | W | D | H | W | H | | | | |
| | | | IN 15 MM 381 | 15 381 | 24 610 | - | - | 24 610 | - | - | | | | |
| | | | RTA 00 | 1 per carton | | | | | | | | | | |

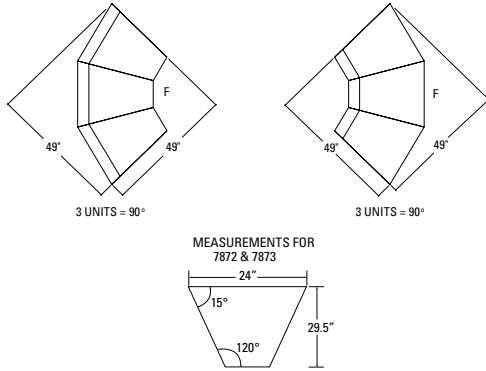
| DESCRIPTION | FEATURES | MODEL # | STANDARD TEXTILE GRADES | | | | | | | | | | | |
|---|----------|----------------|---------------------------|--------------|----------|------------------------|----------|----------|------------------------|----------|-----|-----|-----|------|
| | | | 1 | 2 | 3 | 4 | 5 | 6 | 7 | 8 | 9 | 10 | 11 | 12 |
|  <p>30" Stool COM: 0.75 YD 0.69 M Unit weight: 18 LB 8.2 KG Carton weight: 23 LB 10.43 KG Carton volume: 5.5 FT³ 0.15 MT³</p> | | 9769S30 | 656 | 680 | 700 | 724 | 762 | 797 | 832 | 863 | 901 | 937 | 986 | 1055 |
| | | | | | | | | | | | | | | |
| | | | OVERALL DIMENSIONS | | | SEAT DIMENSIONS | | | BACK DIMENSIONS | | | | | |
| | | | W | D | H | W | D | H | W | H | | | | |
| | | | IN 15 | 15 | 30 | - | - | 30 | - | - | | | | |
| | | | MM 381 | 381 | 762 | - | - | 762 | - | - | | | | |
| | | | RTA 00 | 1 per carton | | | | | | | | | | |

BRADEN



model 7871

models 7870R, 7870, 7870L, 7872, 7873



STANDARD FEATURES

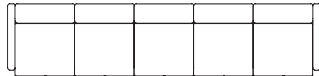
- A flexible modular seating system that is exceptionally durable. Combine these seating components into a configuration that suits your space.
- Braden uses a unique ganging feature which locks units solidly together, but allows them to be separated and reconfigured when necessary.
- Locking "pins" will always be on the left side (seated) of a ganging unit, while the pin receptacle will always be on the right side.
- Ganging brackets can only be used on armless and single arm models. Model 7871 cannot be ganged.
- Three inside corner units create a 90° inside corner assembly.
- Three outside corner units create a 90° outside corner.
- Upholstery options: fabric, vinyl or leather. Vinyl and leather models may feature stitch detail across the seat and/or back cushions, if applicable.

OPTIONAL FEATURES

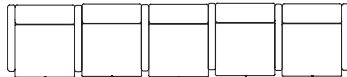
- For ganging hardware please use the following codes: add **(G)** for both sides, add **(GR)** for right side seated only, add **(GL)** for left side seated only.
- For highly resilient, high density Ultracell foam seat, please specify **(UC)**. Add \$96.
- For hard surface flooring use tiger paw non-slip glides, please specify **(NS)**. Add \$22.
- Model 7874 and 7880 table (tops) are offered in the following laminate finishes: Absolute Acajou (ACJ), Asian Night (ASN), Avant Cherry (AWC), Avant Honey (AWH), Black (BLK), Blizzard (BZD), Brushed Cobalt (BRC), Clear Maple (CMB), Custom Grey (CGY), Dark Espresso (DES), Designer White (DWT), Fashionista (FAS), First Class (FCL), Noce Biondo (NBL), Noce Grigio (NGL), Noce Leggero (NEL), Noce Medio (NML), Quartered Mahogany (QTM), Sheer Beauty (SBY), Stonedust (SDT), Storm Grey (SOG), Walnut Heights (WHE), White Chocolate (WHC) and Winter Cherry (WCR).

Typical Configurations and Applications:

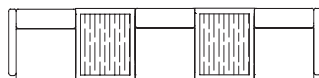
Five seat linked sofa with arms only on ends:



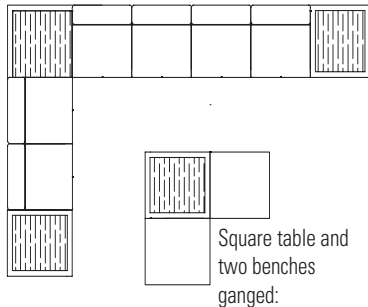
Five seat linked sofa with arms between each seat:



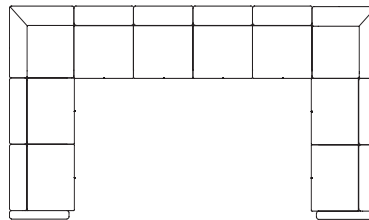
Three seats linked with two tables arms on ends:




Tables and armless chairs in L shaped configuration:



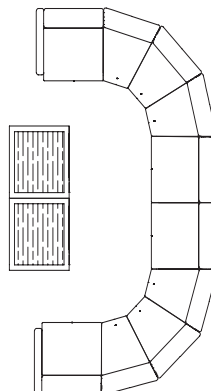
Ganged seating with corner units:



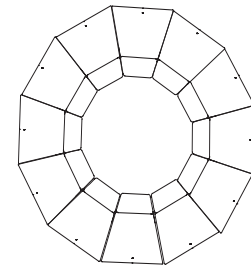
Two tables and 4 benches, ganged together:



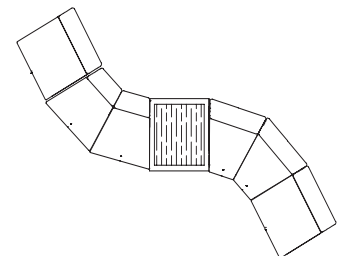
C shaped sectional with arms on ends and tables:



Circular configuration ganged seating:






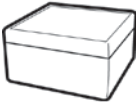



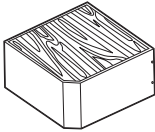

S shaped configuration ganged seating & table:



Three benches ganged:



| DESCRIPTION | FEATURES | MODEL# | STANDARD TEXTILE GRADES | | | | | | | | | | | | | | |
|---|---|---------------|---|--------------|------|-----------------|------|------|-----------------|------|------|------|------|------|--|--|--|
| | | | 1 | 2 | 3 | 4 | 5 | 6 | 7 | 8 | 9 | 10 | 11 | 12 | | | |
|  <p>Single Seater - w/Arms COM: 4.75 YD 4.34 M Unit weight: 47 LB 21.4 KG Carton weight: 52 LB 23.59 KG Carton volume: 16.5 FT³ 0.46 MT³</p> | <p>Freestanding unit. No ganging hardware options.</p> <p>Ergonomic features: M, N</p> | 7871 | 1103 | 1255 | 1383 | 1531 | 1773 | 1996 | 2219 | 2414 | 2656 | 2884 | 3193 | 3630 | | | |
| | | | OVERALL DIMENSIONS | | | SEAT DIMENSIONS | | | BACK DIMENSIONS | | | | | | | | |
| | | | W | D | H | W | D | H | W | H | | | | | | | |
| | | | IN 30 | 27.5 | 30 | 24 | 19.5 | 16.5 | 24 | 13.5 | | | | | | | |
| | MM 762 | 699 | 762 | 610 | 495 | 419 | 610 | 343 | | | | | | | | | |
| | | RTA 00 | 1 per carton | | | | | | | | | | | | | | |
|  <p>Corner Unit COM: 2.75 YD 2.51 M Unit weight: 26 LB 11.8 KG Carton weight: 31 LB 14.06 KG Carton volume: 16.5 FT³ 0.46 MT³</p> | <p>3 pieces make a 90° outside turn. Total of 49"L x 49"W.</p> <p>See notes for ganging hardware options.</p> <p>Ergonomic features: M, N</p> | 7872 | 608 | 696 | 770 | 856 | 996 | 1125 | 1254 | 1367 | 1507 | 1639 | 1818 | 2071 | | | |
| | | | OVERALL DIMENSIONS | | | SEAT DIMENSIONS | | | BACK DIMENSIONS | | | | | | | | |
| | | | W | D | H | W | D | H | W | H | | | | | | | |
| | | | IN 24 | 27.5 | 30 | 20 | 19.5 | 16.5 | 15 | 13.5 | | | | | | | |
| | MM 610 | 699 | 762 | 508 | 495 | 419 | 381 | 343 | | | | | | | | | |
| | | RTA 00 | 1 per carton | | | | | | | | | | | | | | |
|  <p>Corner Unit COM: 2.75 YD 2.51 M Unit weight: 26 LB 11.8 KG Carton weight: 31 LB 14.06 KG Carton volume: 16.5 FT³ 0.46 MT³</p> | <p>3 pieces make a 90° inside turn. Total of 49"L x 49"W.</p> <p>See notes for ganging hardware options.</p> <p>Ergonomic features: M, N</p> | 7873 | 608 | 696 | 770 | 856 | 996 | 1125 | 1254 | 1367 | 1507 | 1639 | 1818 | 2071 | | | |
| | | | OVERALL DIMENSIONS | | | SEAT DIMENSIONS | | | BACK DIMENSIONS | | | | | | | | |
| | | | W | D | H | W | D | H | W | H | | | | | | | |
| | | | IN 24 | 27.5 | 30 | 16 | 19.5 | 16.5 | 21.5 | 13.5 | | | | | | | |
| | MM 610 | 699 | 762 | 406 | 495 | 419 | 546 | 343 | | | | | | | | | |
| | | RTA 00 | 1 per carton | | | | | | | | | | | | | | |
|  <p>Table - 24" Square w/Upholstered Sides COM: 1.75 YD 1.6 M Unit weight: 35 LB 15.9 KG Carton weight: 38 LB 17.24 KG Carton volume: 6.25 FT³ 0.17 MT³</p> | | 7874 | 457 | 513 | 560 | 615 | 704 | 786 | 868 | 940 | 1029 | 1113 | 1227 | 1388 | | | |
| | | | OVERALL DIMENSIONS | | | SEAT DIMENSIONS | | | BACK DIMENSIONS | | | | | | | | |
| | | | W | D | H | W | D | H | W | H | | | | | | | |
| | | | IN 24 | 24 | 14.5 | - | - | - | - | - | | | | | | | |
| | MM 610 | 368 | - | - | - | - | - | | | | | | | | | | |
| | | RTA 00 |  | 1 per carton | | | | | | | | | | | | | |
|  <p>Footstool - 24" Square Fully Upholstered COM: 2.25 YD 2.06 M Unit weight: 40 LB 18.2 KG Carton weight: 44 LB 19.96 KG Carton volume: 8.5 FT³ 0.24 MT³</p> | | 7874FS | 770 | 842 | 903 | 973 | 1087 | 1193 | 1299 | 1391 | 1506 | 1614 | 1760 | 1967 | | | |
| | | | OVERALL DIMENSIONS | | | SEAT DIMENSIONS | | | BACK DIMENSIONS | | | | | | | | |
| | | | W | D | H | W | D | H | W | H | | | | | | | |
| | | | IN 24 | 24 | 17.5 | - | - | - | - | - | | | | | | | |
| | MM 610 | 445 | - | - | - | - | - | | | | | | | | | | |
| | | RTA 00 |  | 1 per carton | | | | | | | | | | | | | |

| DESCRIPTION | FEATURES | MODEL# | STANDARD TEXTILE GRADES | | | | | | | | | | | |
|--|----------------------------------|-------------|-------------------------|---|--------------|-----------------|-----|------|-----------------|------|------|------|------|------|
| | | | 1 | 2 | 3 | 4 | 5 | 6 | 7 | 8 | 9 | 10 | 11 | 12 |
|  <p>Corner Table w/Upholstered Sides COM: 1.75 YD 1.6 M Unit weight: 40 LB 18.2 KG Carton weight: 45 LB 20.41 KG Carton volume: 7.5 FT³ 0.21 MT³</p> | Ganging hardware adjacent sides. | 7880 | 710 | 766 | 813 | 868 | 957 | 1039 | 1121 | 1193 | 1282 | 1366 | 1480 | 1641 |
| | | | OVERALL DIMENSIONS | | | SEAT DIMENSIONS | | | BACK DIMENSIONS | | | | | |
| | | | W | D | H | W | D | H | W | H | | | | |
| | | | IN 27 | 27 | 14.5 | - | - | - | - | - | | | | |
| | | | MM 686 | 686 | 368 | - | - | - | - | - | | | | |
| | | | RTA 00 |  | 1 per carton | | | | | | | | | |



Calidon™ seating and occasional tables share a distinctly modern appearance. With well-balanced and full-frame, solid hardwood construction, Calidon is a versatile solution combining comfort, style and durability for years to come. Fully upholstered lounge models include optional integrated power and USB charging for easy access in either front or side locations. Guest and lounge seating feature an integrated wipe-out design to support cleaning protocols from workplace and hospitality to healthcare environments.

To see the full Calidon series, please refer to the Healthcare price list at globalfurnituregroup.com/ca/healthcare/resources/price-lists.

Features and Benefits

- Calidon consists of wood frame guest, lounge, bariatric and bench seating.
- Freestanding and tandem/bridge tables available.
- Designed for the rigors of high use environments.
- Frame design features a wall saver leg to prevent back contact and damage to walls.
- All guest and lounge chairs feature a clean out between seat and back, and tall legs for ease of cleaning.
- Lounge chairs with closed arms are fully upholstered.
- For added comfort, seats are standard with high density Ultracell foam.
- Active weight capacity up to 400 lbs. per seat for standard seating; up to 600 lbs. per seat for bariatric seating.

CAMINO



models shown: 5471-CP Lounge Chair, 5475-W End Table, 5472-CP Two Seat Sofa.



model 5471-CP



model 5476-W

STANDARD FEATURES

- A transitional soft seating series composed of one, two and three seat units. The series also offers tables with coordinating details and finishes.
- Frame is heavy duty, interlocking plywood, puzzle box construction suitable for public environments.
- The leg system utilizes a continuous visible frame between the front and rear leg. Each leg frame is bolted directly to the sofa frame, creating a very durable product.
- Legs are equipped with translucent non marking glides as standard. Suitable for both carpet and hard surface flooring.
- Seating units feature a decorative double stitch detail, which makes seams lay flat and adds extra seam strength.
- Cushions are highly resilient foam and seats are equipped with a synthetic rubberized sheet webbing suspension system for extra comfort. Cushions are fixed and non-removable.
- Tables are made with a choice of tops: genuine wood tops (**W**) with a reverse beveled edge, thermally fused laminate tops (**LP**) with matching PVC edging or high pressure laminate top (**HP**) with matching PVC edging. Custom high pressure laminate finishes will be considered upon request.
- Regardless of top chosen, all tables have wood aprons and a unique tapered leg design.
- Some table assembly is required, see RTA code with each item below.
- Upholstery options: fabric, vinyl or leather. Vinyl and leather models may feature stitch detail across the seat and/or back cushions, if applicable. If a two-tone fabric or a fabric/leather combination is required please fill in a fabric combination sketch showing where each fabric is to be applied. Please contact Customer Service.

OPTIONAL FEATURES


- For piping made in fabric matching the rest of the upholstery, please use matching piping models, (**MP**) after the model number. No upcharge.
- For piping made in a fabric that does not match the rest of the upholstery, you can specify any grade 1 or 2 upholstery material. Please see model numbers ending in (**CP**) which reflect the appropriate upcharge.
- Contrast piping fabric in a grade higher than 2 requires a special quotation. Unit price will vary depending on the number of units being ordered.
- Seating units and tables come with a choice of wood legs or polished cast aluminum legs. The table leg finishes coordinate with the legs on the soft seating units; finish must be specified.
- Wood finishes are available in Absolute (AAM), Black (BKM), Cherry (ACM), Espresso Cafe (ECM), English Oak (EOM), Fruitwood (TFM), Gray (HGM), Honey (AHM), Mahogany (TMM), Maple (AVM), Medium Walnut (MWM), Natural Walnut (NLW), Night (ASM), Noce Biondo (NBM), Noce Grigio (NGM), Noce Leggero (NEM), Noce Medio (NMM), Shaker Cherry (SKM), Walnut (TWM), WC Cream (WTM), White (WHM) and Winter Cherry (WCM). Please specify.
- Seating and tables with polished aluminum legs are shown as separate SKUs.
- Laminate table tops (LP and HP) are offered in the following finishes: Absolute Acajou (ACJ), Asian Night (ASN), Avant Cherry (AVC), Avant Honey (AWH), Black (BLK), Blizzard (BZD), Brushed Cobalt (BRC), Clear Maple (CMB), Custom Grey (CGY), Dark Espresso (DES), Designer White (DWT), Fashionista (FAS), First Class (FCL), Noce Biondo (NBL), Noce Grigio (NGL), Noce Leggero (NEL), Noce Medio (NML), Quartered Mahogany (QTM), Sheer Beauty (SBY), Stonedust (SDT), Storm Grey (SOG), Walnut Heights (WHE), White Chocolate (WHC) and Winter Cherry (WCR). Please specify.

DESCRIPTION

FEATURES

MODEL#

STANDARD TEXTILE GRADES




Lounge Chair w/Wood Legs
COM: 4 YD | 3.66 M
Unit weight: 50 LB | 22.7 KG
Carton weight: 60 LB | 27.22 KG
Carton volume: 19.25 FT³ | 0.54 MT³

No piping.

| | 1 | 2 | 3 | 4 | 5 | 6 | 7 | 8 | 9 | 10 | 11 | 12 |
|-------------|------|------|------|------|------|------|------|------|------|------|------|------|
| 5471 | 1990 | 2118 | 2226 | 2350 | 2554 | 2742 | 2930 | 3094 | 3298 | 3490 | 3750 | 4118 |

| | OVERALL DIMENSIONS | | | SEAT DIMENSIONS | | | BACK DIMENSIONS | |
|----|--------------------|-----|------|-----------------|------|-----|-----------------|------|
| | W | D | H | W | D | H | W | H |
| IN | 29.5 | 29 | 30.5 | 21 | 19.5 | 18 | 20 | 11.5 |
| MM | 749 | 737 | 775 | 533 | 495 | 457 | 508 | 292 |

RTA 00 1 per carton








Lounge Chair w/Wood Legs & Piping
COM: 4 YD | 3.66 M
Unit weight: 50 LB | 22.7 KG
Carton weight: 60 LB | 27.22 KG
Carton volume: 19.25 FT³ | 0.54 MT³

CP = contrast piping.
MP = matching piping.

| | 1 | 2 | 3 | 4 | 5 | 6 | 7 | 8 | 9 | 10 | 11 | 12 |
|----------------|------|------|------|------|------|------|------|------|------|------|------|------|
| 5471-CP | 2132 | 2260 | 2368 | 2492 | 2696 | 2884 | 3072 | 3236 | 3440 | 3632 | 3892 | 4260 |
| 5471-MP | 1990 | 2118 | 2226 | 2350 | 2554 | 2742 | 2930 | 3094 | 3298 | 3490 | 3750 | 4118 |

| | OVERALL DIMENSIONS | | | SEAT DIMENSIONS | | | BACK DIMENSIONS | |
|----|--------------------|-----|------|-----------------|------|-----|-----------------|------|
| | W | D | H | W | D | H | W | H |
| IN | 29.5 | 29 | 30.5 | 21 | 19.5 | 18 | 20 | 11.5 |
| MM | 749 | 737 | 775 | 533 | 495 | 457 | 508 | 292 |

RTA 00 1 per carton

| DESCRIPTION | FEATURES | MODEL# | STANDARD TEXTILE GRADES | | | | | | | | | | | | |
|---|--|--|---------------------------|-----------|-------------|------------------------|-------------|-----------|------------------------|-------------|------|------|------|------|--|
| | | | 1 | 2 | 3 | 4 | 5 | 6 | 7 | 8 | 9 | 10 | 11 | 12 | |
|  <p>Two Seat Sofa w/Wood Legs COM: 5.75 YD 5.26 M Unit weight: 72 LB 32.7 KG Carton weight: 84 LB 38.1 KG Carton volume: 36 FT³ 1.01 MT³</p> | No piping. | 5472 | 2804 | 2988 | 3143 | 3322 | 3615 | 3885 | 4155 | 4391 | 4684 | 4960 | 5334 | 5863 | |
| | | | OVERALL DIMENSIONS | | | SEAT DIMENSIONS | | | BACK DIMENSIONS | | | | | | |
| | | | W | D | H | W | D | H | W | H | | | | | |
| | | | IN 51 MM 1295 | 29 737 | 30.5 775 | 42 1067 | 19.5 495 | 18 457 | 41 1041 | 11.5 292 | | | | | |
| | | | RTA 00 1 per carton | | | | | | | | | | | | |
|  <p>Two Seat Sofa w/Wood Legs COM: 5.75 YD 5.26 M Unit weight: 72 LB 32.7 KG Carton weight: 84 LB 38.1 KG Carton volume: 36 FT³ 1.01 MT³</p> | CP = contrast piping. MP = matching piping. | 5472-CP 5472-MP | 2990 | 3174 | 3329 | 3507 | 3799 | 4069 | 4339 | 4574 | 4867 | 5143 | 5516 | 6044 | |
| | | | OVERALL DIMENSIONS | | | SEAT DIMENSIONS | | | BACK DIMENSIONS | | | | | | |
| | | | W | D | H | W | D | H | W | H | | | | | |
| | | | IN 51 MM 1295 | 29 737 | 30.5 775 | 42 1067 | 19.5 495 | 18 457 | 41 1041 | 11.5 292 | | | | | |
| | | | RTA 00 1 per carton | | | | | | | | | | | | |
|  <p>Three Seat Sofa w/Wood Legs COM: 7.5 YD 6.86 M Unit weight: 95 LB 43.2 KG Carton weight: 110 LB 49.9 KG Carton volume: 50.25 FT³ 1.42 MT³</p> | No piping. | 5473 | 3619 | 3859 | 4062 | 4294 | 4677 | 5029 | 5382 | 5689 | 6072 | 6432 | 6919 | 7609 | |
| | | | OVERALL DIMENSIONS | | | SEAT DIMENSIONS | | | BACK DIMENSIONS | | | | | | |
| | | | W | D | H | W | D | H | W | H | | | | | |
| | | | IN 71 MM 1803 | 29 737 | 30.5 775 | 63 1600 | 19.5 495 | 18 457 | 62 1575 | 11.5 292 | | | | | |
| | | | RTA 00 1 per carton | | | | | | | | | | | | |
|  <p>Three Seat Sofa w/Wood Legs COM: 7.5 YD 6.86 M Unit weight: 95 LB 43.2 KG Carton weight: 110 LB 49.9 KG Carton volume: 50.25 FT³ 1.42 MT³</p> | CP = contrast piping. MP = matching piping. | 5473-CP 5473-MP | 3847 | 4087 | 4289 | 4521 | 4903 | 5255 | 5607 | 5914 | 6296 | 6656 | 7143 | 7832 | |
| | | | OVERALL DIMENSIONS | | | SEAT DIMENSIONS | | | BACK DIMENSIONS | | | | | | |
| | | | W | D | H | W | D | H | W | H | | | | | |
| | | | IN 71 MM 1803 | 29 737 | 30.5 775 | 63 1600 | 19.5 495 | 18 457 | 62 1575 | 11.5 292 | | | | | |
| | | | RTA 00 1 per carton | | | | | | | | | | | | |
|  <p>Coffee Table - 22" x 48" Rectangle w/Wood Legs COM: N/A Unit weight: 32 LB 14.5 KG Carton weight: 40 LB 18.14 KG Carton volume: 4 FT³ 0.11 MT³</p> | | | List price | | | | | | | | | | | | |
| | | | 5474-LP | 1508 | | | | | | | | | | | |
| | | | 5474-HP | 1618 | | | | | | | | | | | |
| | | | 5474-W | 1948 | | | | | | | | | | | |
| | | LP = Laminate top HP = High pressure laminate top W = Wood top | | | | | | | | | | | | | |
| OVERALL DIMENSIONS | | | SEAT DIMENSIONS | | | BACK DIMENSIONS | | | | | | | | | |
| W | D | H | W | D | H | W | H | | | | | | | | |
| IN 22 MM 559 | 48 1219 | 17.5 445 | - | - | - | - | - | | | | | | | | |
| | | | RTA 6 1 per carton | | | | | | | | | | | | |

DESCRIPTION FEATURES MODEL# STANDARD TEXTILE GRADES



End Table - 21" x 21" Square w/Wood Legs

COM: N/A
 Unit weight: 17 LB | 7.7 KG
 Carton weight: 20 LB | 9.07 KG
 Carton volume: 19.25 FT³ | 0.05 MT³

| List price | | | | | | | |
|--|------|--------------|-----------------|---|---|-----------------|---|
| 5475-LP | 1124 | | | | | | |
| 5475-HP | 1232 | | | | | | |
| 5475-W | 1366 | | | | | | |
| LP = Laminate top HP = High pressure laminate top W = Wood top | | | | | | | |
| OVERALL DIMENSIONS | | | SEAT DIMENSIONS | | | BACK DIMENSIONS | |
| W | D | H | W | D | H | W | H |
| IN 21 | 21 | 17.5 | - | - | - | - | - |
| MM 533 | 533 | 445 | - | - | - | - | - |
| RTA 8 | | 1 per carton | | | | | |



Coffee Table - 24" Round w/Wood Legs

COM: N/A
 Unit weight: 18 LB | 8.2 KG
 Carton weight: 21 LB | 9.53 KG
 Carton volume: 2.1 FT³ | 0.05 MT³


| List price | | | | | | | |
|--|------|--------------|-----------------|---|---|-----------------|---|
| 5476-LP | 1152 | | | | | | |
| 5476-HP | 1262 | | | | | | |
| 5476-W | 1478 | | | | | | |
| LP = Laminate top HP = High pressure laminate top W = Wood top | | | | | | | |
| OVERALL DIMENSIONS | | | SEAT DIMENSIONS | | | BACK DIMENSIONS | |
| W | D | H | W | D | H | W | H |
| IN 24 | 24 | 17.5 | - | - | - | - | - |
| MM 610 | 610 | 445 | - | - | - | - | - |
| RTA 8 | | 1 per carton | | | | | |



Coffee Table - 32" Round w/Wood Legs

COM: N/A
 Unit weight: 27 LB | 12.3 KG
 Carton weight: 35 LB | 15.88 KG
 Carton volume: 4.4 FT³ | 0.12 MT³

| List price | | | | | | | |
|--|------|--------------|-----------------|---|---|-----------------|---|
| 5477-LP | 1750 | | | | | | |
| 5477-HP | 1860 | | | | | | |
| 5477-W | 2221 | | | | | | |
| LP = Laminate top HP = High pressure laminate top W = Wood top | | | | | | | |
| OVERALL DIMENSIONS | | | SEAT DIMENSIONS | | | BACK DIMENSIONS | |
| W | D | H | W | D | H | W | H |
| IN 32 | 32 | 17.5 | - | - | - | - | - |
| MM 813 | 813 | 445 | - | - | - | - | - |
| RTA 8 | | 1 per carton | | | | | |



Lounge Chair w/Aluminum Legs

COM: 4 YD | 3.66 M
 Unit weight: 52 LB | 23.6 KG
 Carton weight: 62 LB | 28.12 KG
 Carton volume: 19.25 FT³ | 0.54 MT³

No piping.

| | 1 | 2 | 3 | 4 | 5 | 6 | 7 | 8 | 9 | 10 | 11 | 12 |
|--------------------|------|--------------|-----------------|------|------|-----------------|------|------|------|------|------|------|
| 5481 | 1862 | 1990 | 2098 | 2222 | 2426 | 2614 | 2802 | 2966 | 3170 | 3362 | 3622 | 3990 |
| OVERALL DIMENSIONS | | | SEAT DIMENSIONS | | | BACK DIMENSIONS | | | | | | |
| W | D | H | W | D | H | W | H | | | | | |
| IN 29.5 | 29 | 30.5 | 21 | 19.5 | 18 | 20 | 11.5 | | | | | |
| MM 749 | 737 | 775 | 533 | 495 | 457 | 508 | 292 | | | | | |
| RTA 00 | | 1 per carton | | | | | | | | | | |








Lounge Chair w/Aluminum Legs

COM: 4 YD | 3.66 M
 Unit weight: 52 LB | 23.6 KG
 Carton weight: 62 LB | 28.12 KG
 Carton volume: 19.25 FT³ | 0.54 MT³

CP = contrast piping.
 MP = matching piping.

| | 1 | 2 | 3 | 4 | 5 | 6 | 7 | 8 | 9 | 10 | 11 | 12 |
|--------------------|------|--------------|-----------------|------|------|-----------------|------|------|------|------|------|------|
| 5481-CP | 2004 | 2132 | 2239 | 2363 | 2567 | 2754 | 2942 | 3105 | 3309 | 3500 | 3760 | 4127 |
| 5481-MP | 1862 | 1990 | 2098 | 2222 | 2426 | 2614 | 2802 | 2966 | 3170 | 3362 | 3622 | 3990 |
| OVERALL DIMENSIONS | | | SEAT DIMENSIONS | | | BACK DIMENSIONS | | | | | | |
| W | D | H | W | D | H | W | H | | | | | |
| IN 29.5 | 29 | 30.5 | 21 | 19.5 | 18 | 20 | 11.5 | | | | | |
| MM 749 | 737 | 775 | 533 | 495 | 457 | 508 | 292 | | | | | |
| RTA 00 | | 1 per carton | | | | | | | | | | |

| DESCRIPTION | FEATURES | MODEL# | STANDARD TEXTILE GRADES | | | | | | | | | | | |
|---|--|--|---------------------------|----------|----------|------------------------|----------|----------|------------------------|----------|------|------|------|------|
| | | | 1 | 2 | 3 | 4 | 5 | 6 | 7 | 8 | 9 | 10 | 11 | 12 |
|  <p>Two Seat Sofa w/Aluminum Legs COM: 5.75 YD 5.26 M Unit weight: 74 LB 33.6 KG Carton weight: 86 LB 39.01 KG Carton volume: 36 FT³ 1.01 MT³</p> | No piping. | 5482 | 2675 | 2859 | 3014 | 3193 | 3486 | 3756 | 4026 | 4262 | 4555 | 4831 | 5205 | 5734 |
| | | | OVERALL DIMENSIONS | | | SEAT DIMENSIONS | | | BACK DIMENSIONS | | | | | |
| | | | W | D | H | W | D | H | W | H | | | | |
| | | | IN 51 | 29 | 30.5 | 42 | 19.5 | 18 | 41 | 11.5 | | | | |
| | | | MM 1295 | 737 | 775 | 1067 | 495 | 457 | 1041 | 292 | | | | |
| RTA 00 | | 1 per carton | | | | | | | | | | | | |
|  <p>Two Seat Sofa w/Aluminum Legs COM: 5.75 YD 5.26 M Unit weight: 74 LB 33.6 KG Carton weight: 86 LB 39.01 KG Carton volume: 36 FT³ 1.01 MT³</p> | CP = contrast piping. MP = matching piping. | 5482-CP 5482-MP | 2861 | 3045 | 3200 | 3378 | 3670 | 3940 | 4210 | 4445 | 4738 | 5014 | 5387 | 5915 |
| | | | OVERALL DIMENSIONS | | | SEAT DIMENSIONS | | | BACK DIMENSIONS | | | | | |
| | | | W | D | H | W | D | H | W | H | | | | |
| | | | IN 51 | 29 | 30.5 | 42 | 19.5 | 18 | 41 | 11.5 | | | | |
| | | | MM 1295 | 737 | 775 | 1067 | 495 | 457 | 1041 | 292 | | | | |
| RTA 00 | | 1 per carton | | | | | | | | | | | | |
|  <p>Three Seat Sofa w/Aluminum Legs COM: 7.5 YD 6.86 M Unit weight: 97 LB 44.1 KG Carton weight: 112 LB 50.8 KG Carton volume: 50.25 FT³ 1.42 MT³</p> | No piping. | 5483 | 3490 | 3730 | 3933 | 4165 | 4548 | 4900 | 5253 | 5560 | 5943 | 6303 | 6790 | 7480 |
| | | | OVERALL DIMENSIONS | | | SEAT DIMENSIONS | | | BACK DIMENSIONS | | | | | |
| | | | W | D | H | W | D | H | W | H | | | | |
| | | | IN 71 | 29 | 30.5 | 63 | 19.5 | 18 | 62 | 11.5 | | | | |
| | | | MM 1803 | 737 | 775 | 1600 | 495 | 457 | 1575 | 292 | | | | |
| RTA 00 | | 1 per carton | | | | | | | | | | | | |
|  <p>Three Seat Sofa w/Aluminum Legs COM: 7.5 YD 6.86 M Unit weight: 97 LB 44.1 KG Carton weight: 112 LB 50.8 KG Carton volume: 50.25 FT³ 1.42 MT³</p> | CP = contrast piping. MP = matching piping. | 5483-CP 5483-MP | 3717 | 3957 | 4159 | 4391 | 4773 | 5125 | 5477 | 5784 | 6166 | 6526 | 7013 | 7702 |
| | | | OVERALL DIMENSIONS | | | SEAT DIMENSIONS | | | BACK DIMENSIONS | | | | | |
| | | | W | D | H | W | D | H | W | H | | | | |
| | | | IN 71 | 29 | 30.5 | 63 | 19.5 | 18 | 62 | 11.5 | | | | |
| | | | MM 1803 | 737 | 775 | 1600 | 495 | 457 | 1575 | 292 | | | | |
| RTA 00 | | 1 per carton | | | | | | | | | | | | |
|  <p>Coffee Table - 22" x 48" Rectangle w/Aluminum Legs COM: N/A Unit weight: 38 LB 17.3 KG Carton weight: 46 LB 20.87 KG Carton volume: 4 FT³ 0.11 MT³</p> | | List price | | | | | | | | | | | | |
| | | 5484-LP | 1606 | | | | | | | | | | | |
| | | 5484-HP | 1717 | | | | | | | | | | | |
| | | 5484-W | 2047 | | | | | | | | | | | |
| | | LP = Laminate top HP = High pressure laminate top W = Wood top | | | | | | | | | | | | |
| OVERALL DIMENSIONS | | | SEAT DIMENSIONS | | | BACK DIMENSIONS | | | | | | | | |
| W | D | H | W | D | H | W | H | | | | | | | |
| IN 22 | 48 | 17.5 | 19.5 | 18 | 20 | 11.5 | | | | | | | | |
| MM 559 | 1219 | 445 | 533 | 495 | 457 | 508 | 292 | | | | | | | |
| RTA 6 | | 1 per carton | | | | | | | | | | | | |

DESCRIPTION FEATURES MODEL# STANDARD TEXTILE GRADES



End Table - 21" x 21" Square w/Aluminum Legs

COM: N/A
 Unit weight: 23 LB | 10.5 KG
 Carton weight: 26 LB | 11.79 KG
 Carton volume: 2.1 FT³ | 0.05 MT³


| List price | | | | | | | | |
|--|-----|--------------|-----------------|---|---|-----------------|---|---|
| 5485-LP | | 1222 | | | | | | |
| 5485-HP | | 1332 | | | | | | |
| 5485-W | | 1465 | | | | | | |
| LP = Laminate top HP = High pressure laminate top W = Wood top | | | | | | | | |
| OVERALL DIMENSIONS | | | SEAT DIMENSIONS | | | BACK DIMENSIONS | | |
| W | D | H | W | D | H | W | D | H |
| IN 21 | 21 | 17.5 | - | - | - | - | - | - |
| MM 533 | 533 | 445 | - | - | - | - | - | - |
| RTA 8 | | 1 per carton | | | | | | |



End Table - 24" Round w/Aluminum Legs

COM: N/A
 Unit weight: 24 LB | 10.9 KG
 Carton weight: 27 LB | 12.25 KG
 Carton volume: 2.1 FT³ | 0.05 MT³

| List price | | | | | | | | |
|--|-----|--------------|-----------------|---|---|-----------------|---|---|
| 5486-LP | | 1252 | | | | | | |
| 5486-HP | | 1361 | | | | | | |
| 5486-W | | 1577 | | | | | | |
| LP = Laminate top HP = High pressure laminate top W = Wood top | | | | | | | | |
| OVERALL DIMENSIONS | | | SEAT DIMENSIONS | | | BACK DIMENSIONS | | |
| W | D | H | W | D | H | W | D | H |
| IN 24 | 24 | 17.5 | - | - | - | - | - | - |
| MM 610 | 610 | 445 | - | - | - | - | - | - |
| RTA 8 | | 1 per carton | | | | | | |



Coffee Table - 32" Round w/Aluminum Legs

COM: N/A
 Unit weight: 33 LB | 15 KG
 Carton weight: 41 LB | 18.6 KG
 Carton volume: 4.4 FT³ | 0.12 MT³

| List price | | | | | | | | |
|--|-----|--------------|-----------------|---|---|-----------------|---|---|
| 5487-LP | | 1848 | | | | | | |
| 5487-HP | | 1959 | | | | | | |
| 5487-W | | 2319 | | | | | | |
| LP = Laminate top HP = High pressure laminate top W = Wood top | | | | | | | | |
| OVERALL DIMENSIONS | | | SEAT DIMENSIONS | | | BACK DIMENSIONS | | |
| W | D | H | W | D | H | W | D | H |
| IN 32 | 32 | 17.5 | - | - | - | - | - | - |
| MM 813 | 813 | 445 | - | - | - | - | - | - |
| RTA 8 | | 1 per carton | | | | | | |

CITI



model 7875RTL

model 7889



Citi Modular Group & Tables - shown in Tungsten

Leg options



5" tubular metal leg (shown in Tungsten finish)

5" tapered, softened edge, wood leg (shown in Maple finish)

STANDARD FEATURES

- Fully upholstered contemporary design, complements the timeless decor of many offices. Proportions are compact, 31" deep, work well in public spaces.
- All models have fixed, non-removable cushions.
- Arm height on all models is 25".
- Casters are not available on this series.
- Citi seat and table legs are 5" high tubular metal, standard in a Tungsten finish.
- Citi table tops are available in either tempered glass or laminate.
- Tablets are made from thermally fused laminate, 0.75" thick. Tablet arms measure 12"D x 16.5"W. Available right hand seated (RT), left hand seated (LT) or both right and left hand (LRT).
- Laminate tables and tablets are offered in the following finishes: Absolute Acajou (ACJ), Asian Night (ASN), Avant Cherry (AWC), Avant Honey (AWH), Black (BLK), Blizzard (BZD), Brushed Cobalt (BRC), Clear Maple (CMB), Custom Grey (CGY), Dark Espresso (DES), Designer White (DWT), Fashionista (FAS), First Class (FCL), Noce Biondo (NBL), Noce Grigio (NGL), Noce Leggero (NEL), Noce Medio (NML), Quartered Mahogany (QTM), Sheer Beauty (SBY), Stonedust (SDT), Storm Grey (SOG), Walnut Heights (WHE), White Chocolate (WHC) and Winter Cherry (WCR). Please specify.



















- Ganging brackets (#7892) are sold separately. Ganging brackets are to be used on armless seating if interconnection to another armless seating unit is required. Bench and ottomans cannot gang with other benches/ottomans, cannot gang with seating units. Brackets come with a template for installation.
- Upholstery options: fabric, vinyl or leather. Vinyl and leather models may feature stitch detail across the seat and/or back cushions, if applicable.




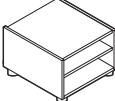

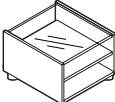

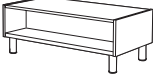

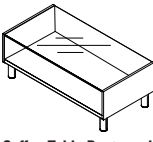

OPTIONAL FEATURES

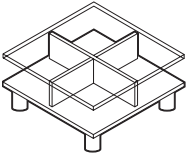




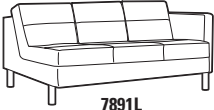
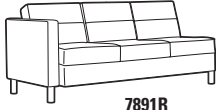

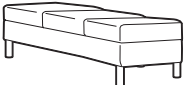
- For highly resilient, high density Ultracell foam on seat, please specify (UC) after the model number. One seater add \$99. Two seater add \$197. Three seater add \$295.
- Leg options:**
 - (MTL) Metal legs
For metal leg finish options, please see page 374. For Chrome (CHM) finish, add \$68.
 - (WDL) Wood legs
Non-cylindrical wood legs available in the following finishes. Add \$300.

| | |
|-----------------------|----------------------|
| (AAM) Absolute | (MWM) Medium Walnut |
| (BKM) Black | (NLW) Natural Walnut |
| (CJM) Charcoal Java | (ASM) Night |
| (ACM) Cherry | (NBM) Noce Biondo |
| (EMM) Empire Mahogany | (NGM) Noce Grigio |
| (EOM) English Oak | (NEM) Noce Leggero |
| (ECM) Espresso Cafe | (NMM) Noce Medio |
| (TFM) Fruitwood | (SBM) Sandy Beach |
| (HGM) Gray | (SKM) Shaker Cherry |
| (HOM) Harvest Oak | (SOM) Silver Oak |
| (AHM) Honey | (TWM) Walnut |
| (JOM) Jet Onyx | (WTM) WC Cream |
| (LHM) Light Honey | (WHM) White |
| (TMM) Mahogany | (WCM) Winter Cherry |
| (AVM) Maple | |
- Glide type** (wood legs only)
 - (NM) White non-marking nylon for most surfaces (standard)
 - (SG) steel cushioned glides for carpeted surfaces. Add \$17.
 - (RG) non-slip rubber glides for most hard floor surfaces. Add \$22.
 - (FG) felt glides for most hard floor surfaces. Add \$22.
- Table legs are available in Black (TBL), or Tungsten (TTU), please specify. For Chrome (CHM) finish. Add \$68.
- If you would like fabric/vinyl on the shell of a chair with leather seat + back cushions, please submit a [multi fabric form](#) (multi fabric grade will apply). Please note: the reverse is not available (leather on the shell of the chair with fabric/vinyl seat + back cushions).

| DESCRIPTION | FEATURES | MODEL# | STANDARD TEXTILE GRADES | | | | | | | | | | | |
|--|---|----------------------|----------------------------------|-----|-----|-------------------------------|------|------|-------------------------------|------|------|------|------|------|
| | | | 1 | 2 | 3 | 4 | 5 | 6 | 7 | 8 | 9 | 10 | 11 | 12 |
|  <p>Corner Seat COM: 6.25 YD 5.72 M Unit weight: 65 LB 29.5 KG Carton weight: 75 LB 34.02 KG Carton volume: 30.25 FT³ 0.85 MT³</p> | <p>Ganging hardware not included.</p> <p>Armless side(s) can be equipped with ganging brackets, model 7892.</p> | <p>7862</p> | - | - | - | - | 1577 | 1871 | 2165 | 2421 | 2740 | 3040 | 3446 | 4021 |
| | | | <p>OVERALL DIMENSIONS</p> | | | <p>SEAT DIMENSIONS</p> | | | <p>BACK DIMENSIONS</p> | | | | | |
| | | | W | D | H | W | D | H | W | H | | | | |
| | | | IN 37 | 37 | 31 | 26 | 26 | 17.5 | 26 | 13.5 | | | | |
| MM 940 | 940 | 787 | 660 | 660 | 445 | 660 | 343 | | | | | | | |
| | | <p>RTA 00</p> | 1 per carton | | | | | | | | | | | |
|  <p>Lounge Chair COM: 4.5 YD 4.11 M Unit weight: 57 LB 25.9 KG Carton weight: 67 LB 30.39 KG Carton volume: 21 FT³ 0.59 MT³</p> | <p>Freestanding unit only.</p> | <p>7875</p> | - | - | - | - | 1124 | 1335 | 1548 | 1731 | 1962 | 2178 | 2469 | 2883 |
| | | | <p>OVERALL DIMENSIONS</p> | | | <p>SEAT DIMENSIONS</p> | | | <p>BACK DIMENSIONS</p> | | | | | |
| | | | W | D | H | W | D | H | W | H | | | | |
| | | | IN 30 | 31 | 30 | 22 | 19.5 | 17.5 | 22 | 12.5 | | | | |
| MM 762 | 787 | 762 | 559 | 495 | 445 | 559 | 318 | | | | | | | |
| | | <p>RTA 00</p> | 1 per carton | | | | | | | | | | | |

| DESCRIPTION | FEATURES | MODEL# | STANDARD TEXTILE GRADES | | | | | | | | | | | |
|---|--|---------------------------|---|---|------------------------|-------|------|------------------------|------|------|------|------|------|------|
| | | | 1 | 2 | 3 | 4 | 5 | 6 | 7 | 8 | 9 | 10 | 11 | 12 |
|  7875LTL  7875RTL Lounge Chair w/Laminated Tablet COM: 4.5 YD 4.11 M Unit weight: 65 LB 29.5 KG Carton weight: 75 LB 34.02 KG Carton volume: 22.5 FT³ 0.63 MT³ | Freestanding unit only. | 7875LTL 7875RTL | - | - | - | - | 1536 | 1747 | 1960 | 2143 | 2374 | 2590 | 2881 | 3295 |
| | | OVERALL DIMENSIONS | | | SEAT DIMENSIONS | | | BACK DIMENSIONS | | | | | | |
| | | W D H | | | W D H | | | W H | | | | | | |
| | | IN 31.5 33.5 30 | | | 22 19.5 17.5 | | | 22 12.5 | | | | | | |
| | | MM 800 851 762 | | | 559 495 445 | | | 559 318 | | | | | | |
| | | |  1 per carton | | | | | | | | | | | |
|  Ganging Bracket Kit COM: N/A Unit weight: 0.25 LB 0.1 KG Carton weight: 0.25 LB 0.11 KG Carton volume: 0.02 FT³ 0.0003 MT³ | Kit includes 2 brackets, 4 screws and a template. Only one set is needed per unit. | 7892 | List price | | | | | | | | | | | |
| | | 7892 | 17 | | | | | | | | | | | |
| | | OVERALL DIMENSIONS | | | SEAT DIMENSIONS | | | BACK DIMENSIONS | | | | | | |
| | | W D H | | | W D H | | | W H | | | | | | |
| | | IN 0.5 3.87 2 | | | - - - | | | - - - | | | | | | |
| MM 13 98 51 | | | - - - | | | - - - | | | | | | | | |
| | | |   | | | | | | | | | | | |
|  Lounge Chair - Armless COM: 3 YD 2.74 M Unit weight: 39 LB 17.7 KG Carton weight: 45 LB 20.41 KG Carton volume: 15.5 FT³ 0.43 MT³ | Ganging hardware not included. Armless side(s) can be equipped with ganging brackets, model 7892. | 7895 | - | - | - | - | 1124 | 1265 | 1407 | 1529 | 1683 | 1827 | 2021 | 2297 |
| | | OVERALL DIMENSIONS | | | SEAT DIMENSIONS | | | BACK DIMENSIONS | | | | | | |
| | | W D H | | | W D H | | | W H | | | | | | |
| | | IN 22 31 30.75 | | | 22 18.5 17.5 | | | 22 12.5 | | | | | | |
| | | MM 559 787 781 | | | 559 470 445 | | | 559 318 | | | | | | |
| | | |  1 per carton | | | | | | | | | | | |
|  Two Seat Sofa COM: 6.25 YD 5.72 M Unit weight: 113 LB 51.4 KG Carton weight: 125 LB 56.7 KG Carton volume: 36 FT³ 1.01 MT³ | Freestanding unit only. | 7876 | - | - | - | - | 1577 | 1871 | 2165 | 2421 | 2740 | 3040 | 3446 | 4021 |
| | | OVERALL DIMENSIONS | | | SEAT DIMENSIONS | | | BACK DIMENSIONS | | | | | | |
| | | W D H | | | W D H | | | W H | | | | | | |
| | | IN 51.25 31 30 | | | 43.25 19.5 17.5 | | | 43.25 12.5 | | | | | | |
| | | MM 1302 787 762 | | | 1099 495 445 | | | 1099 318 | | | | | | |
| | | |  1 per carton | | | | | | | | | | | |
|  Two Seat Sofa - Armless COM: 5 YD 4.57 M Unit weight: 81 LB 36.8 KG Carton weight: 93 LB 42.18 KG Carton volume: 36 FT³ 1.01 MT³ | Ganging hardware not included. Armless side(s) can be equipped with ganging brackets, model 7892. | 7896 | - | - | - | - | 1577 | 1812 | 2047 | 2252 | 2507 | 2747 | 3072 | 3532 |
| | | OVERALL DIMENSIONS | | | SEAT DIMENSIONS | | | BACK DIMENSIONS | | | | | | |
| | | W D H | | | W D H | | | W H | | | | | | |
| | | IN 43.25 31 30.75 | | | 43.25 19.5 17.5 | | | 43.25 13.25 | | | | | | |
| | | MM 1099 787 781 | | | 1099 495 445 | | | 1099 337 | | | | | | |
| | | |  1 per carton | | | | | | | | | | | |
|  Three Seat Sofa COM: 8.75 YD 8 M Unit weight: 149 LB 67.7 KG Carton weight: 163 LB 73.94 KG Carton volume: 50.25 FT³ 1.42 MT³ | Freestanding unit only. | 7877 | - | - | - | - | 2032 | 2444 | 2855 | 3214 | 3660 | 4080 | 4649 | 5454 |
| | | OVERALL DIMENSIONS | | | SEAT DIMENSIONS | | | BACK DIMENSIONS | | | | | | |
| | | W D H | | | W D H | | | W H | | | | | | |
| | | IN 72.5 31 30 | | | 64.5 19.5 17.5 | | | 64.5 12.5 | | | | | | |
| | | MM 1842 787 762 | | | 1638 495 445 | | | 1638 318 | | | | | | |
| | | |  1 per carton | | | | | | | | | | | |

| DESCRIPTION | FEATURES | MODEL# | STANDARD TEXTILE GRADES | | | | | | | | | | | | |
|--|---|---------------|---|--------------|----------|------------------------|----------|----------|------------------------|----------|------|------|------|------|--|
| | | | 1 | 2 | 3 | 4 | 5 | 6 | 7 | 8 | 9 | 10 | 11 | 12 | |
|  <p>Three Seat Sofa - Armless COM: 7.25 YD 6.63 M Unit weight: 117 LB 53.2 KG Carton weight: 131 LB 59.42 KG Carton volume: 50.25 FT³ 1.42 MT³</p> | <p>Gangung hardware not included.</p> <p>Armless side(s) can be equipped with gangung brackets, model 7892.</p> | 7897 | - | - | - | - | 2032 | 2373 | 2714 | 3011 | 3381 | 3729 | 4200 | 4867 | |
| | | | OVERALL DIMENSIONS | | | SEAT DIMENSIONS | | | BACK DIMENSIONS | | | | | | |
| | | | W | D | H | W | D | H | W | H | | | | | |
| | | | IN 64.5 | 31 | 30.75 | 64.5 | 19.5 | 17.5 | 64.5 | 13.25 | | | | | |
| | | | MM 1638 | 787 | 781 | 1638 | 495 | 445 | 1638 | 337 | | | | | |
| | | RTA 00 | 1 per carton | | | | | | | | | | | | |
|  <p>Ottoman COM: 1.5 YD 1.37 M Unit weight: 23 LB 10.5 KG Carton weight: 27 LB 12.25 KG Carton volume: 7.5 FT³ 0.21 MT³</p> | <p>Gangung hardware not included.</p> <p>Side(s) can be equipped with gangung brackets, model 7892. Does not gang to seating units.</p> | 7879 | - | - | - | - | 562 | 633 | 703 | 765 | 841 | 913 | 1011 | 1149 | |
| | | | OVERALL DIMENSIONS | | | SEAT DIMENSIONS | | | BACK DIMENSIONS | | | | | | |
| | | | W | D | H | W | D | H | W | H | | | | | |
| | | | IN 22 | 22 | 17 | - | - | - | - | - | | | | | |
| | | | MM 559 | 559 | 432 | - | - | - | - | - | | | | | |
| | | RTA 00 |  | 1 per carton | | | | | | | | | | | |
| | | | List price | | | | | | | | | | | | |
| | | 7885 | 715 | | | | | | | | | | | | |
|  <p>End Table - Laminate Top COM: N/A Unit weight: 45 LB 20.5 KG Carton weight: 53 LB 24.04 KG Carton volume: 6 FT³ 0.16 MT³</p> | | 7885 | - | - | - | - | - | - | - | - | - | - | - | - | |
| | | | OVERALL DIMENSIONS | | | SEAT DIMENSIONS | | | BACK DIMENSIONS | | | | | | |
| | | | W | D | H | W | D | H | W | H | | | | | |
| | | | IN 20 | 24 | 20 | - | - | - | - | - | | | | | |
| | | | MM 508 | 610 | 508 | - | - | - | - | - | | | | | |
| | | RTA 1 |  | 1 per carton | | | | | | | | | | | |
| | | | List price | | | | | | | | | | | | |
| | | 7886 | 934 | | | | | | | | | | | | |
|  <p>End Table - Glass Top COM: N/A Unit weight: 52 LB 23.6 KG Carton weight: 60 LB 27.22 KG Carton volume: 6 FT³ 0.16 MT³</p> | | 7886 | - | - | - | - | - | - | - | - | - | - | - | - | |
| | | | OVERALL DIMENSIONS | | | SEAT DIMENSIONS | | | BACK DIMENSIONS | | | | | | |
| | | | W | D | H | W | D | H | W | H | | | | | |
| | | | IN 20 | 24 | 20 | - | - | - | - | - | | | | | |
| | | | MM 508 | 610 | 508 | - | - | - | - | - | | | | | |
| | | RTA 1 |  | 1 per carton | | | | | | | | | | | |
| | | | List price | | | | | | | | | | | | |
| | | 7887 | 747 | | | | | | | | | | | | |
|  <p>Coffee Table Rectangular - Laminate top COM: N/A Unit weight: 50 LB 22.7 KG Carton weight: 60 LB 27.22 KG Carton volume: 6.5 FT³ 0.18 MT³</p> | | 7887 | - | - | - | - | - | - | - | - | - | - | - | | |
| | | | OVERALL DIMENSIONS | | | SEAT DIMENSIONS | | | BACK DIMENSIONS | | | | | | |
| | | | W | D | H | W | D | H | W | H | | | | | |
| | | | IN 40 | 20 | 15 | - | - | - | - | - | | | | | |
| | | | MM 1016 | 508 | 381 | - | - | - | - | - | | | | | |
| | | RTA 1 |  | 1 per carton | | | | | | | | | | | |
| | | | List price | | | | | | | | | | | | |
| | | 7888 | 1079 | | | | | | | | | | | | |
|  <p>Coffee Table Rectangular - Glass Top COM: N/A Unit weight: 65 LB 29.5 KG Carton weight: 75 LB 34.02 KG Carton volume: 6.5 FT³ 0.18 MT³</p> | | 7888 | - | - | - | - | - | - | - | - | - | - | - | | |
| | | | OVERALL DIMENSIONS | | | SEAT DIMENSIONS | | | BACK DIMENSIONS | | | | | | |
| | | | W | D | H | W | D | H | W | H | | | | | |
| | | | IN 40 | 20 | 15 | - | - | - | - | - | | | | | |
| | | | MM 1016 | 508 | 381 | - | - | - | - | - | | | | | |
| | | RTA 1 |  | 1 per carton | | | | | | | | | | | |

| DESCRIPTION | FEATURES | MODEL# | STANDARD TEXTILE GRADES | | | | | | | | | | | |
|---|---|--------------------------|---|----------|----------|---------------------------|----------|----------|------------------------|----------|--|------------------------|--|--|
|  <p>Coffee Table Square COM: N/A Unit weight: 80 LB 36.4 KG Carton weight: 90 LB 40.82 KG Carton volume: 8.75 FT³ 0.24 MT³</p> | | 7889 Glass top | List price | | | | | | | | | | | |
| | | | 1283 | | | | | | | | | | | |
| | | | RTA 1 1 per carton | | | | | | | | | | | |
| | | | OVERALL DIMENSIONS | | | SEAT DIMENSIONS | | | BACK DIMENSIONS | | | | | |
| | | | W | D | H | W | D | H | W | H | | | | |
| | | | IN 33 | 33 | 15 | - | - | - | - | - | | | | |
| | | | MM 838 | 838 | 381 | - | - | - | - | - | | | | |
|  <p>7901L</p> <p>Lounge Chair - One Arm COM: 4.9 YD 4.48 M Unit weight: 55 LB 25 KG Carton weight: 65 LB 29.48 KG Carton volume: 21 FT³ 0.59 MT³</p> |  <p>7901R</p> <p>Ganging hardware not included. Armless side can be equipped with ganging brackets, model 7892.</p> | 7901L 7901R | 1 2 3 4 5 6 7 8 9 10 11 12 | | | | | | | | | | | |
| | | | - - - - 1124 1313 1500 1665 1868 2060 2321 2689 | | | | | | | | | | | |
| | | | | | | OVERALL DIMENSIONS | | | SEAT DIMENSIONS | | | BACK DIMENSIONS | | |
| | | | W | D | H | W | D | H | W | H | | | | |
| | | | IN 26 | 31 | 30 | 22 | 19.5 | 17.5 | 22 | 12.5 | | | | |
| | | | MM 660 | 787 | 762 | 559 | 495 | 445 | 559 | 318 | | | | |
|  <p>7890L</p> <p>Two Seat Sofa - One Arm COM: 5.25 YD 4.8 M Unit weight: 95 LB 43.2 KG Carton weight: 107 LB 48.53 KG Carton volume: 36 FT³ 1.01 MT³</p> |  <p>7890R</p> <p>Ganging hardware not included. Armless side can be equipped with ganging brackets, model 7892.</p> | 7890L 7890R | 1 2 3 4 5 6 7 8 9 10 11 12 | | | | | | | | | | | |
| | | | - - - - 1577 1824 2071 2286 2554 2806 3147 3630 | | | | | | | | | | | |
| | | | | | | OVERALL DIMENSIONS | | | SEAT DIMENSIONS | | | BACK DIMENSIONS | | |
| | | | W | D | H | W | D | H | W | H | | | | |
| | | | IN 47.25 | 31 | 30.75 | 43.25 | 19.5 | 17.5 | 43.25 | 13.25 | | | | |
| | | | MM 1200 | 787 | 781 | 1099 | 495 | 445 | 1099 | 337 | | | | |
|  <p>7891L</p> <p>Three Seat Sofa - One Arm COM: 7.25 YD 6.63 M Unit weight: 124 LB 56.4 KG Carton weight: 138 LB 62.6 KG Carton volume: 50.25 FT³ 1.42 MT³</p> |  <p>7891R</p> <p>Ganging hardware not included. Armless side can be equipped with ganging brackets, model 7892.</p> | 7891L 7891R | 1 2 3 4 5 6 7 8 9 10 11 12 | | | | | | | | | | | |
| | | | - - - - 2032 2373 2714 3011 3381 3729 4200 4867 | | | | | | | | | | | |
| | | | | | | OVERALL DIMENSIONS | | | SEAT DIMENSIONS | | | BACK DIMENSIONS | | |
| | | | W | D | H | W | D | H | W | H | | | | |
| | | | IN 68.5 | 31 | 30.75 | 64.5 | 19.5 | 17.5 | 64.5 | 13.25 | | | | |
| | | | MM 1740 | 787 | 781 | 1638 | 495 | 445 | 1638 | 337 | | | | |
|  <p>7893</p> <p>Two Seat Bench COM: 2.25 YD 2.06 M Unit weight: 36 LB 16.4 KG Carton weight: 42 LB 19.05 KG Carton volume: 11.5 FT³ 0.32 MT³</p> | <p>Ganging hardware not included. Side(s) can be equipped with ganging brackets, model 7892. Does not gang to seating units.</p> | 7893 | 1 2 3 4 5 6 7 8 9 10 11 12 | | | | | | | | | | | |
| | | | - - - - 822 928 1034 1126 1241 1349 1495 1702 | | | | | | | | | | | |
| | | | | | | OVERALL DIMENSIONS | | | SEAT DIMENSIONS | | | BACK DIMENSIONS | | |
| | | | W | D | H | W | D | H | W | H | | | | |
| | | | IN 43 | 21.5 | 17 | - | - | - | - | - | | | | |
| | | | MM 1092 | 546 | 432 | - | - | - | - | - | | | | |
|  <p>7894</p> <p>Three Seat Bench COM: 3.75 YD 3.43 M Unit weight: 54 LB 24.5 KG Carton weight: 62 LB 28.12 KG Carton volume: 16.75 FT³ 0.47 MT³</p> | <p>Ganging hardware not included. Side(s) can be equipped with ganging brackets, model 7892. Does not gang to seating units.</p> | 7894 | 1 2 3 4 5 6 7 8 9 10 11 12 | | | | | | | | | | | |
| | | | - - - - 1188 1365 1541 1695 1886 2066 2310 2655 | | | | | | | | | | | |
| | | | | | | OVERALL DIMENSIONS | | | SEAT DIMENSIONS | | | BACK DIMENSIONS | | |
| | | | W | D | H | W | D | H | W | H | | | | |
| | | | IN 64.5 | 21.5 | 17 | - | - | - | - | - | | | | |
| | | | MM 1638 | 546 | 432 | - | - | - | - | - | | | | |

CITISQUARE



model S7875LT



Sample Layout A - Models shown: S7875FUC and S7911



Sample Layout B - Models shown: S7890RFUC, S7862FUC (2), S7897FUC, S7890LFUC and S7912.

STANDARD FEATURES

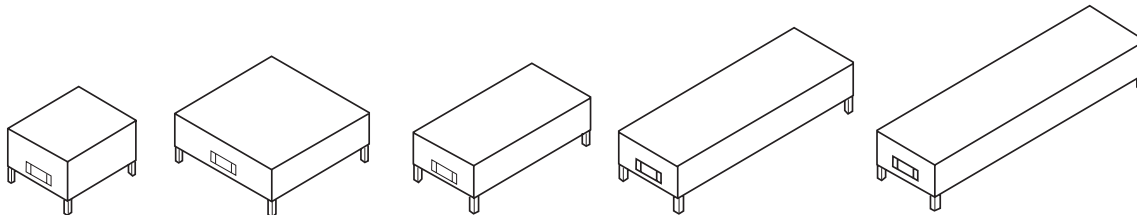
- Fully upholstered lounge series with a complete range of sectional components for all applications. Proportions are compact, 31" deep, work well in public spaces.
- All models have fixed, non-removable cushions.
- Arm height on all models is 25".
- Casters are not available on this series.
- Citi Square seat and table legs are 5" high, single-piece welded frames.
- Citi Square tables are made with high pressure laminate.
- Tables are made from thermally fused laminate, 0.75" thick. Tablet arms measure 12"D x 16.5"W. Available right hand seated (RT), left hand seated (LT) or both right and left hand (LRT).
- Laminate tables and tablets are offered in the following finishes: Absolute Acajou (ACJ), Asian Night (ASN), Avant Cherry (AWC), Avant Honey (AWH), Black (BLK), Blizzard (BZD), Brushed Cobalt (BRC), Clear Maple (CMB), Custom Grey (CGY), Dark Espresso (DES), Designer White (DWT), Fashionista (FAS), First Class (FCL), Noce Biondo (NBL), Noce Grigio (NGL), Noce Leggero (NEL), Noce Medio (NML), Quartered Mahogany (QTM), Sheer Beauty (SBY), Stonedust (SDT), Storm Grey (SOG), Walnut Heights (WHE), White Chocolate (WHC) and Winter Cherry (WCR). Please specify. Custom high pressure laminate finishes will be considered upon request.
- Ganging brackets (#7892) are sold separately. Ganging brackets are to be used on armless seating if interconnection to another armless seating unit is required. Bench and ottomans only gang to other benches/ottomans, cannot gang with seating units. Brackets come with a template for installation.
- Upholstery options: fabric, vinyl or leather. Vinyl and leather models may feature stitch detail across the seat and/or back cushions, if applicable.

OPTIONAL FEATURES

- For highly resilient, high density Ultracell foam on seat, please specify (UC) after the model number. One seater add \$99. Two seater add \$197. Three seater add \$295. Four seater add \$395.
- For leg frame finish options, please see page 374. Upcharges apply for plated finishes:
 - (CHM) Chrome. Add \$131.
 - (BCH) Brushed Chrome. Add \$246 for corner units. Add \$177 for single seat units. Add \$220 for two seat units. Add \$270 for three seat units. Add \$320 for four seat units.
 - (SBR) Satin Brass. Add \$377 for corner units. Add \$281 for single seat units. Add \$381 for two seat units. Add \$481 for three seat units. Add \$581 for four seat units.
 - (ACO) Antique Copper. Add \$377 for corner units. Add \$281 for single seat units. Add \$381 for two seat units. Add \$481 for three seat units. Add \$581 for four seat units.
- For leg frame finish options on occasional tables, please see page 374. Upcharges apply for plated finishes (see models for upcharges).
- Power/USB units are available in tables. Each unit includes two power outlets and two double USB terminals and is equipped with a 6' long three-prong power cord. The power units are available in Jet Black (J1) or White (W1). Add \$729 per unit. Please see electrical placement below for predetermined locations.
- If you would like fabric/vinyl on the shell of a chair with leather seat + back cushions, please submit a multi fabric form (multi fabric grade will apply). Please note: the reverse is not available (leather on the shell of the chair with fabric/vinyl seat + back cushions).

ELECTRICAL PLACEMENT

Coffee/End Tables: Predetermined location is on the end/side of the unit J1 (Black) or W1 (White).



DESCRIPTION

FEATURES

MODEL #

STANDARD TEXTILE GRADES



Ganging Bracket Kit

COM: N/A
 Unit weight: 0.25 LB | 0.1 KG
 Carton weight: 0.25 LB | 0.11 KG
 Carton volume: 0.01 FT³ | 0.0003 M³

Kit includes 2 brackets, 4 screws and a template. Only one set is needed per unit.

List price

7892 17

OVERALL DIMENSIONS

| | W | D | H |
|----|-----|------|----|
| IN | 0.5 | 3.87 | 2 |
| MM | 13 | 98 | 51 |

SEAT DIMENSIONS








| | W | D | H |
|--|---|---|---|
| | - | - | - |
| | - | - | - |



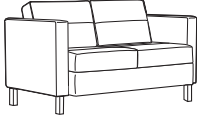
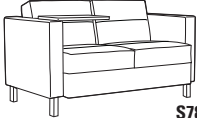
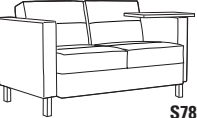
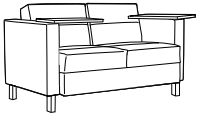

BACK DIMENSIONS

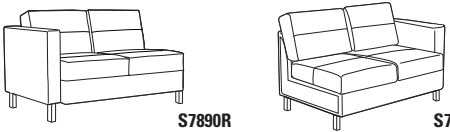

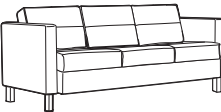
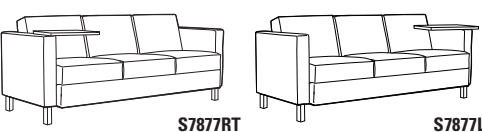
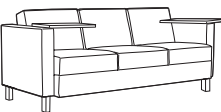
| | W | H |
|--|---|---|
| | - | - |
| | - | - |


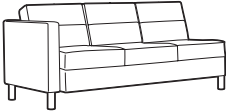
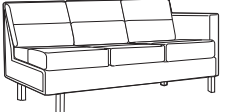
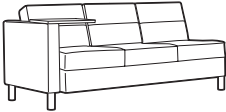
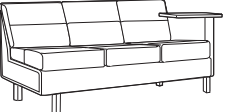
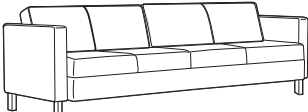
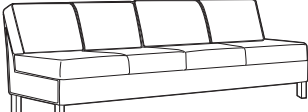
RTA 00

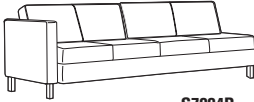
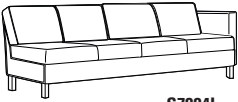
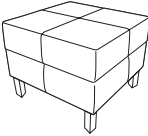


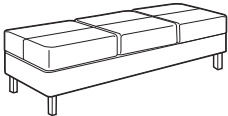
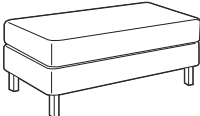


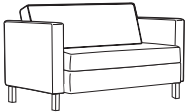
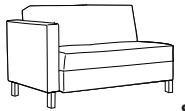




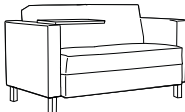
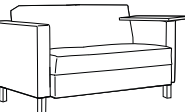
| DESCRIPTION | FEATURES | MODEL# | STANDARD TEXTILE GRADES | | | | | | | | | | | |
|--|--|---------------------------|---------------------------|----------|----------|------------------------|----------|----------|------------------------|----------|------|------|------|------|
| | | | 1 | 2 | 3 | 4 | 5 | 6 | 7 | 8 | 9 | 10 | 11 | 12 |
|  <p>Linking Corner Unit COM: 6.25 YD 5.72 M Unit weight: 65 LB 29.5 KG Carton weight: 75 LB 34.02 KG Carton volume: 30.25 FT³ 0.85 MT³</p> | Ganging hardware not included. Armless side(s) can be equipped with ganging brackets, model 7892. | S7862 | - | - | - | - | 1792 | 2086 | 2380 | 2636 | 2955 | 3255 | 3661 | 4236 |
| | | | OVERALL DIMENSIONS | | | SEAT DIMENSIONS | | | BACK DIMENSIONS | | | | | |
| | | | W | D | H | W | D | H | W | H | | | | |
| | | | IN 37 | 37 | 31 | 26 | 26 | 17.5 | 26 | 13.5 | | | | |
| | | | MM 940 | 940 | 787 | 660 | 660 | 445 | 660 | 343 | | | | |
| RTA 00 | 1 per carton | | | | | | | | | | | | | |
|  <p>Single Seat w/Arms COM: 4.5 YD 4.11 M Unit weight: 71 LB 32.3 KG Carton weight: 81 LB 36.74 KG Carton volume: 21 FT³ 0.59 MT³</p> | Freestanding unit only. | S7875 | - | - | - | - | 1265 | 1477 | 1688 | 1873 | 2102 | 2318 | 2611 | 3025 |
| | | | OVERALL DIMENSIONS | | | SEAT DIMENSIONS | | | BACK DIMENSIONS | | | | | |
| | | | W | D | H | W | D | H | W | H | | | | |
| | | | IN 30 | 31 | 30 | 22 | 19.5 | 17.5 | 22 | 12.5 | | | | |
| | | | MM 762 | 787 | 762 | 559 | 495 | 445 | 559 | 318 | | | | |
| RTA 00 | 1 per carton | | | | | | | | | | | | | |
|  <p>S7875RT</p>  <p>S7875LT</p> | Freestanding unit only. | S7875LT S7875RT | - | - | - | - | 1676 | 1888 | 2099 | 2284 | 2513 | 2729 | 3022 | 3436 |
| | | | OVERALL DIMENSIONS | | | SEAT DIMENSIONS | | | BACK DIMENSIONS | | | | | |
| | | | W | D | H | W | D | H | W | H | | | | |
| | | | IN 31.5 | 33.5 | 30 | 22 | 19.5 | 17.5 | 22 | 12.5 | | | | |
| | | | MM 800 | 851 | 762 | 559 | 495 | 445 | 559 | 318 | | | | |
| RTA 00 | 1 per carton | | | | | | | | | | | | | |
|  <p>Armless Single Seat COM: 3 YD 2.74 M Unit weight: 39 LB 17.7 KG Carton weight: 45 LB 20.41 KG Carton volume: 15.5 FT³ 0.43 MT³</p> | Ganging hardware not included. Armless side(s) can be equipped with ganging brackets, model 7892. | S7895 | - | - | - | - | 1265 | 1406 | 1547 | 1670 | 1823 | 1967 | 2162 | 2438 |
| | | | OVERALL DIMENSIONS | | | SEAT DIMENSIONS | | | BACK DIMENSIONS | | | | | |
| | | | W | D | H | W | D | H | W | H | | | | |
| | | | IN 22 | 31 | 30.75 | 22 | 18.5 | 17.5 | 22 | 12.5 | | | | |
| | | | MM 559 | 787 | 781 | 559 | 470 | 445 | 559 | 318 | | | | |
| RTA 00 | 1 per carton | | | | | | | | | | | | | |
|  <p>S7901R</p>  <p>S7901L</p> | Ganging hardware not included. Armless side can be equipped with ganging brackets, model 7892. | S7901L S7901R | - | - | - | - | 1265 | 1453 | 1641 | 1805 | 2009 | 2201 | 2461 | 2829 |
| | | | OVERALL DIMENSIONS | | | SEAT DIMENSIONS | | | BACK DIMENSIONS | | | | | |
| | | | W | D | H | W | D | H | W | H | | | | |
| | | | IN 26 | 31 | 30.75 | 22 | 19.5 | 17.5 | 22 | 12.5 | | | | |
| | | | MM 660 | 787 | 781 | 559 | 495 | 445 | 559 | 318 | | | | |
| RTA 00 | 1 per carton | | | | | | | | | | | | | |

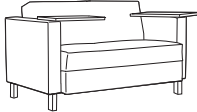
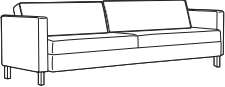
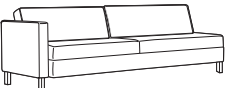
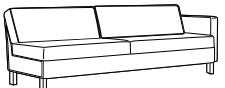
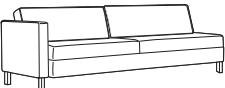
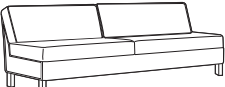
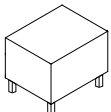
| DESCRIPTION | FEATURES | MODEL# | STANDARD TEXTILE GRADES | | | | | | | | | | | |
|---|---|-----------------------------|---------------------------|-------------|--------------|------------------------|-------------|-------------|------------------------|--------------|------|------|------|------|
| | | | 1 | 2 | 3 | 4 | 5 | 6 | 7 | 8 | 9 | 10 | 11 | 12 |
|  <p>S7901RRT</p> <p>Single Seat w/One Arm & Laminate Tablet COM: 4 YD 3.66 M Unit weight: 63 LB 28.6 KG Carton weight: 73 LB 33.11 KG Carton volume: 22.5 FT³ 0.63 MT³</p> |  <p>S7901LLT</p> <p>Ganging hardware not included. Armless side(s) can be equipped with ganging brackets, model 7892.</p> | S7901LLT S7901RRT | - | - | - | - | 1676 | 1864 | 2052 | 2216 | 2420 | 2612 | 2872 | 3240 |
| | | | OVERALL DIMENSIONS | | | SEAT DIMENSIONS | | | BACK DIMENSIONS | | | | | |
| | | | W | D | H | W | D | H | W | H | | | | |
| | | | IN 27.5 MM 699 | 31 787 | 30.75 781 | 22 559 | 19.5 495 | 17.5 445 | 22 559 | 12.5 318 | | | | |
| | | | RTA 00 | | | 1 per carton | | | | | | | | |
|  <p>S7876</p> <p>Two Seater w/Arms COM: 6.25 YD 5.72 M Unit weight: 110 LB 50 KG Carton weight: 122 LB 55.34 KG Carton volume: 36 FT³ 1.01 MT³</p> | <p>Freestanding unit only.</p> | S7876 | - | - | - | - | 1792 | 2086 | 2380 | 2636 | 2955 | 3255 | 3661 | 4236 |
| | | | OVERALL DIMENSIONS | | | SEAT DIMENSIONS | | | BACK DIMENSIONS | | | | | |
| | | | W | D | H | W | D | H | W | H | | | | |
| | | | IN 51.25 MM 1302 | 31 787 | 30 762 | 43.25 1099 | 19.5 495 | 17.5 445 | 43.25 1099 | 12.5 318 | | | | |
| | | | RTA 00 | | | 1 per carton | | | | | | | | |
|  <p>S7876RT</p> <p>Two Seater w/Arms & Laminate Tablet COM: 6.25 YD 5.72 M Unit weight: 118 LB 53.6 KG Carton weight: 130 LB 58.97 KG Carton volume: 41.25 FT³ 1.16 MT³</p> |  <p>S7876LT</p> <p>Freestanding unit only.</p> | S7876LT S7876RT | - | - | - | - | 2202 | 2496 | 2790 | 3046 | 3365 | 3665 | 4071 | 4646 |
| | | | OVERALL DIMENSIONS | | | SEAT DIMENSIONS | | | BACK DIMENSIONS | | | | | |
| | | | W | D | H | W | D | H | W | H | | | | |
| | | | IN 52.75 MM 1340 | 33.5 851 | 30 762 | 43.25 1099 | 19.5 495 | 17.5 445 | 43.25 1099 | 12.5 318 | | | | |
| | | | RTA 00 | | | 1 per carton | | | | | | | | |
|  <p>S7876LRT</p> <p>Two Seater w/Arms & Laminate Tablets COM: 6.25 YD 5.72 M Unit weight: 126 LB 57.3 KG Carton weight: 138 LB 62.6 KG Carton volume: 41.25 FT³ 1.16 MT³</p> | <p>Freestanding unit only.</p> <p>Left and right tablets.</p> | S7876LRT | - | - | - | - | 2614 | 2908 | 3202 | 3458 | 3777 | 4077 | 4483 | 5058 |
| | | | OVERALL DIMENSIONS | | | SEAT DIMENSIONS | | | BACK DIMENSIONS | | | | | |
| | | | W | D | H | W | D | H | W | H | | | | |
| | | | IN 54.25 MM 1378 | 33.5 851 | 30 762 | 43.25 1099 | 19.5 495 | 17.5 445 | 43.25 1099 | 12.5 318 | | | | |
| | | | RTA 00 | | | 1 per carton | | | | | | | | |
|  <p>S7896</p> <p>Armless Two Seater COM: 5 YD 4.57 M Unit weight: 78 LB 35.5 KG Carton weight: 90 LB 40.82 KG Carton volume: 36 FT³ 1.01 MT³</p> | <p>Ganging hardware not included.</p> <p>Armless side(s) can be equipped with ganging brackets, model 7892.</p> | S7896 | - | - | - | - | 1792 | 2027 | 2262 | 2467 | 2722 | 2962 | 3287 | 3747 |
| | | | OVERALL DIMENSIONS | | | SEAT DIMENSIONS | | | BACK DIMENSIONS | | | | | |
| | | | W | D | H | W | D | H | W | H | | | | |
| | | | IN 43.25 MM 1099 | 31 787 | 30.75 781 | 43.25 1099 | 19.5 495 | 17.5 445 | 43.25 1099 | 13.25 337 | | | | |
| | | | RTA 00 | | | 1 per carton | | | | | | | | |

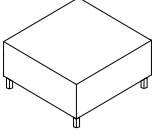
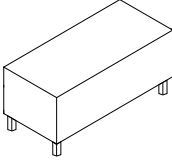
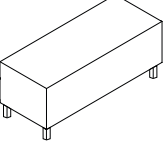
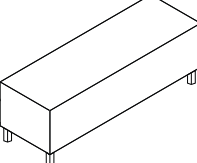
| DESCRIPTION | FEATURES | MODEL# | STANDARD TEXTILE GRADES | | | | | | | | | | | |
|--|---|-----------------------------|---------------------------|--------------|----------|------------------------|----------|----------|------------------------|----------|------|------|------|------|
| | | | 1 | 2 | 3 | 4 | 5 | 6 | 7 | 8 | 9 | 10 | 11 | 12 |
|  <p>S7890R S7890L</p> <p>Two Seater w/One Arm COM: 5.25 YD 4.8 M Unit weight: 94 LB 42.7 KG Carton weight: 106 LB 48.08 KG Carton volume: 36 FT³ 1.01 MT³</p> | <p>Ganging hardware not included.</p> <p>Armless side can be equipped with ganging brackets, model 7892.</p> | S7890L S7890R | - | - | - | - | 1792 | 2039 | 2286 | 2501 | 2769 | 3021 | 3362 | 3845 |
| | | | OVERALL DIMENSIONS | | | SEAT DIMENSIONS | | | BACK DIMENSIONS | | | | | |
| | | | W | D | H | W | D | H | W | H | | | | |
| | | | IN 47.25 | 31 | 30.75 | 43.25 | 19.5 | 17.5 | 43.25 | 13.25 | | | | |
| | | | MM 1200 | 787 | 781 | 1099 | 495 | 445 | 1099 | 337 | | | | |
| | | | RTA 00 | 1 per carton | | | | | | | | | | |
|  <p>S7890RRT S7890LLT</p> <p>Two Seater w/One Arm and Laminate Tablet COM: 5.25 YD 4.8 M Unit weight: 102 LB 46.4 KG Carton weight: 114 LB 51.71 KG Carton volume: 41.25 FT³ 1.16 MT³</p> | <p>Ganging hardware not included.</p> <p>Armless side(s) can be equipped with ganging brackets, model 7892.</p> | S7890LLT S7890RRT | - | - | - | - | 2202 | 2449 | 2696 | 2911 | 3179 | 3431 | 3772 | 4255 |
| | | | OVERALL DIMENSIONS | | | SEAT DIMENSIONS | | | BACK DIMENSIONS | | | | | |
| | | | W | D | H | W | D | H | W | H | | | | |
| | | | IN 48.75 | 33.5 | 30.75 | 43.25 | 19.5 | 17.5 | 43.25 | 13.25 | | | | |
| | | | MM 1238 | 851 | 781 | 1099 | 495 | 445 | 1099 | 337 | | | | |
| | | | RTA 00 | 1 per carton | | | | | | | | | | |
|  <p>S7877</p> <p>Three Seater w/Arms COM: 8.75 YD 8 M Unit weight: 149 LB 67.7 KG Carton weight: 163 LB 73.94 KG Carton volume: 50.25 FT³ 1.42 MT³</p> | <p>Freestanding unit only.</p> | S7877 | - | - | - | - | 2316 | 2727 | 3139 | 3497 | 3944 | 4364 | 4932 | 5737 |
| | | | OVERALL DIMENSIONS | | | SEAT DIMENSIONS | | | BACK DIMENSIONS | | | | | |
| | | | W | D | H | W | D | H | W | H | | | | |
| | | | IN 72.5 | 31 | 30 | 64.5 | 19.5 | 17.5 | 64.5 | 12.5 | | | | |
| | | | MM 1842 | 787 | 762 | 1638 | 495 | 445 | 1638 | 318 | | | | |
| | | | RTA 00 | 1 per carton | | | | | | | | | | |
|  <p>S7877RT S7877LT</p> <p>Three Seater w/Arms and Laminate Tablet COM: 8.75 YD 8 M Unit weight: 157 LB 71.4 KG Carton weight: 171 LB 77.56 KG Carton volume: 55.5 FT³ 1.57 MT³</p> | <p>Freestanding unit only.</p> | S7877LT S7877RT | - | - | - | - | 2727 | 3138 | 3550 | 3908 | 4355 | 4775 | 5343 | 6148 |
| | | | OVERALL DIMENSIONS | | | SEAT DIMENSIONS | | | BACK DIMENSIONS | | | | | |
| | | | W | D | H | W | D | H | W | H | | | | |
| | | | IN 74 | 33.5 | 30 | 64.5 | 19.5 | 17.5 | 64.5 | 12.5 | | | | |
| | | | MM 1880 | 851 | 762 | 1638 | 495 | 445 | 1638 | 318 | | | | |
| | | | RTA 00 | 1 per carton | | | | | | | | | | |
|  <p>S7877LRT</p> <p>Three Seater w/Arms and Laminate Tablets COM: 8.75 YD 8 M Unit weight: 165 LB 75 KG Carton weight: 179 LB 81.19 KG Carton volume: 55.5 FT³ 1.57 MT³</p> | <p>Freestanding unit only.</p> <p>Left and right tablets.</p> | S7877LRT | - | - | - | - | 3138 | 3549 | 3961 | 4319 | 4766 | 5186 | 5754 | 6559 |
| | | | OVERALL DIMENSIONS | | | SEAT DIMENSIONS | | | BACK DIMENSIONS | | | | | |
| | | | W | D | H | W | D | H | W | H | | | | |
| | | | IN 75.5 | 33.5 | 30 | 64.5 | 19.5 | 17.5 | 64.5 | 12.5 | | | | |
| | | | MM 1918 | 851 | 762 | 1638 | 495 | 445 | 1638 | 318 | | | | |
| | | | RTA 00 | 1 per carton | | | | | | | | | | |

| DESCRIPTION | FEATURES | MODEL# | STANDARD TEXTILE GRADES | | | | | | | | | | | |
|---|---|-----------------------------|---------------------------|--------------|--------------|------------------------|-------------|-------------|------------------------|--------------|------|------|------|------|
| | | | 1 | 2 | 3 | 4 | 5 | 6 | 7 | 8 | 9 | 10 | 11 | 12 |
|  <p>Armless Three Seater COM: 8.25 YD 7.54 M Unit weight: 117 LB 53.2 KG Carton weight: 131 LB 59.42 KG Carton volume: 50.25 FT³ 1.42 MT³</p> | <p>Ganging hardware not included.</p> <p>Armless side(s) can be equipped with ganging brackets, model 7892.</p> | S7897 | - | - | - | - | 2316 | 2704 | 3092 | 3430 | 3851 | 4247 | 4783 | 5542 |
| | | | OVERALL DIMENSIONS | | | SEAT DIMENSIONS | | | BACK DIMENSIONS | | | | | |
| | | | W | D | H | W | D | H | W | H | | | | |
| | | | IN 64.5 MM 1638 | 31 787 | 30.75 781 | 64.5 1638 | 19.5 495 | 17.5 445 | 64.5 1638 | 13.25 337 | | | | |
| | | | RTA 00 | 1 per carton | | | | | | | | | | |
|  <p>S7891R</p>  <p>S7891L</p> | <p>Ganging hardware not included.</p> <p>Armless side can be equipped with ganging brackets, model 7892.</p> | S7891L S7891R | - | - | - | - | 2316 | 2657 | 2998 | 3295 | 3665 | 4013 | 4484 | 5151 |
| | | | OVERALL DIMENSIONS | | | SEAT DIMENSIONS | | | BACK DIMENSIONS | | | | | |
| | | | W | D | H | W | D | H | W | H | | | | |
| | | | IN 68.5 MM 1740 | 31 787 | 30.75 781 | 64.5 1638 | 19.5 495 | 17.5 445 | 64.5 1638 | 13.25 337 | | | | |
| | | | RTA 00 | 1 per carton | | | | | | | | | | |
|  <p>S7891RRT</p>  <p>S7891LLT</p> | <p>Ganging hardware not included.</p> <p>Armless side(s) can be equipped with ganging brackets, model 7892.</p> | S7891LLT S7891RRT | - | - | - | - | 2727 | 3068 | 3409 | 3706 | 4076 | 4424 | 4895 | 5562 |
| | | | OVERALL DIMENSIONS | | | SEAT DIMENSIONS | | | BACK DIMENSIONS | | | | | |
| | | | W | D | H | W | D | H | W | H | | | | |
| | | | IN 70 MM 1778 | 31 787 | 30.75 781 | 64.5 1638 | 19.5 495 | 17.5 445 | 64.5 1638 | 13.25 337 | | | | |
| | | | RTA 00 | 1 per carton | | | | | | | | | | |
|  | <p>Freestanding unit only.</p> | S7884 | - | - | - | - | 3293 | 3775 | 4257 | 4677 | 5200 | 5692 | 6358 | 7301 |
| | | | OVERALL DIMENSIONS | | | SEAT DIMENSIONS | | | BACK DIMENSIONS | | | | | |
| | | | W | D | H | W | D | H | W | H | | | | |
| | | | IN 93.5 MM 2375 | 31 787 | 30 762 | 85.5 2172 | 19.5 495 | 17.5 445 | 85.5 2172 | 12.5 318 | | | | |
| | | | RTA 00 | 1 per carton | | | | | | | | | | |
|  | <p>Ganging hardware not included.</p> <p>Armless side(s) can be equipped with ganging brackets, model 7892.</p> | S7884NA | - | - | - | - | 3293 | 3704 | 4116 | 4474 | 4921 | 5341 | 5909 | 6714 |
| | | | OVERALL DIMENSIONS | | | SEAT DIMENSIONS | | | BACK DIMENSIONS | | | | | |
| | | | W | D | H | W | D | H | W | H | | | | |
| | | | IN 85.5 MM 2172 | 31 787 | 30.75 781 | 85.5 2172 | 19.5 495 | 17.5 445 | 85.5 2172 | 12.5 318 | | | | |
| | | | RTA 00 | 1 per carton | | | | | | | | | | |

| DESCRIPTION | FEATURES | MODEL# | STANDARD TEXTILE GRADES | | | | | | | | | | | |
|---|--|-------------------------|---|--------------|----------|------------------------|----------|----------|------------------------|----------|------|------|------|------|
| | | | 1 | 2 | 3 | 4 | 5 | 6 | 7 | 8 | 9 | 10 | 11 | 12 |
|  <p>S7884R</p> <p>Four Seater w/One Arm COM: 9.5 YD 8.69 M Unit weight: 172 LB 78.2 KG Carton weight: 188 LB 85.28 KG Carton volume: 69 FT³ 1.95 MT³</p> |  <p>S7884L</p> <p>Ganging hardware not included. Armless side can be equipped with ganging brackets, model 7892.</p> | S7884L S7884R | - | - | - | - | 3293 | 3740 | 4186 | 4576 | 5060 | 5516 | 6134 | 7008 |
| | | | OVERALL DIMENSIONS | | | SEAT DIMENSIONS | | | BACK DIMENSIONS | | | | | |
| | | | W | D | H | W | D | H | W | H | | | | |
| | | | IN 89.5 | 31 | 30.75 | 85.8 | 19.5 | 17.5 | 85.8 | 12.5 | | | | |
| | | | MM 2273 | 787 | 781 | 2179 | 495 | 445 | 2179 | 318 | | | | |
| | | | RTA 00 | 1 per carton | | | | | | | | | | |
|  <p>Square Ottoman COM: 1.5 YD 1.37 M Unit weight: 23 LB 10.5 KG Carton weight: 27 LB 12.25 KG Carton volume: 7.5 FT³ 0.21 MT³</p> | <p>Ganging hardware not included. Side(s) can be equipped with ganging brackets, model 7892. Does not gang to seating units.</p> | S7879 | - | - | - | - | 704 | 775 | 845 | 907 | 983 | 1055 | 1153 | 1291 |
| | | | OVERALL DIMENSIONS | | | SEAT DIMENSIONS | | | BACK DIMENSIONS | | | | | |
| | | | W | D | H | W | D | H | W | H | | | | |
| | | | IN 22 | 22 | 17 | - | - | - | - | - | | | | |
| | | | MM 559 | 559 | 432 | - | - | - | - | - | | | | |
| | | | RTA 00 | 1 per carton | | | | | | | | | | |
| | | |  | | | | | | | | | | | |
|  <p>Two Seater Bench COM: 2.25 YD 2.06 M Unit weight: 36 LB 16.4 KG Carton weight: 42 LB 19.05 KG Carton volume: 11.5 FT³ 0.32 MT³</p> | <p>Ganging hardware not included. Side(s) can be equipped with ganging brackets, model 7892. Does not gang to seating units.</p> | S7893 | - | - | - | - | 1037 | 1143 | 1249 | 1341 | 1456 | 1564 | 1710 | 1917 |
| | | | OVERALL DIMENSIONS | | | SEAT DIMENSIONS | | | BACK DIMENSIONS | | | | | |
| | | | W | D | H | W | D | H | W | H | | | | |
| | | | IN 43 | 21.5 | 17 | - | - | - | - | - | | | | |
| | | | MM 1092 | 546 | 432 | - | - | - | - | - | | | | |
| | | | RTA 00 | 1 per carton | | | | | | | | | | |
|  <p>Three Seater Bench COM: 3.75 YD 3.43 M Unit weight: 54 LB 24.5 KG Carton weight: 62 LB 28.12 KG Carton volume: 16.75 FT³ 0.47 MT³</p> | <p>Ganging hardware not included. Side(s) can be equipped with ganging brackets, model 7892. Does not gang to seating units.</p> | S7894 | - | - | - | - | 1473 | 1649 | 1826 | 1979 | 2171 | 2351 | 2594 | 2939 |
| | | | OVERALL DIMENSIONS | | | SEAT DIMENSIONS | | | BACK DIMENSIONS | | | | | |
| | | | W | D | H | W | D | H | W | H | | | | |
| | | | IN 64.5 | 21.5 | 17 | - | - | - | - | - | | | | |
| | | | MM 1638 | 546 | 432 | - | - | - | - | - | | | | |
| | | | RTA 00 | 1 per carton | | | | | | | | | | |
|  <p>Two Seater Bench - Single Cushion COM: 2.25 YD 2.06 M Unit weight: 36 LB 16.4 KG Carton weight: 42 LB 19.05 KG Carton volume: 11.5 FT³ 0.32 MT³</p> | <p>Ganging hardware not included. Side(s) can be equipped with ganging brackets, model 7892. Does not gang to seating units.</p> | S7905 | - | - | - | - | 1037 | 1143 | 1249 | 1341 | 1456 | 1564 | 1710 | 1917 |
| | | | OVERALL DIMENSIONS | | | SEAT DIMENSIONS | | | BACK DIMENSIONS | | | | | |
| | | | W | D | H | W | D | H | W | H | | | | |
| | | | IN 43 | 21.5 | 17 | - | - | - | - | - | | | | |
| | | | MM 1092 | 546 | 432 | - | - | - | - | - | | | | |
| | | | RTA 00 | 1 per carton | | | | | | | | | | |

| DESCRIPTION | FEATURES | MODEL# | STANDARD TEXTILE GRADES | | | | | | | | | | | | | | |
|--|--|-----------------------------|-------------------------|--------------|--------------|-----------------|-------------|-------------|-----------------|--------------|------|------|------|------|--|--|--|
| | | | 1 | 2 | 3 | 4 | 5 | 6 | 7 | 8 | 9 | 10 | 11 | 12 | | | |
|  <p>Two Seater w/Arms - Single Cushion COM: 6.5 YD 5.94 M Unit weight: 110 LB 50 KG Carton weight: 122 LB 55.34 KG Carton volume: 36 FT³ 1.01 MT³</p> | Freestanding unit only. | S7902 | - | - | - | - | 1873 | 2179 | 2484 | 2751 | 3082 | 3394 | 3817 | 4415 | | | |
| | | | OVERALL DIMENSIONS | | | SEAT DIMENSIONS | | | BACK DIMENSIONS | | | | | | | | |
| | | | W | D | H | W | D | H | W | H | | | | | | | |
| | | | IN 51.25 MM 1302 | 31 787 | 30 762 | 43.25 1099 | 19.5 495 | 17.5 445 | 43.25 1099 | 12.5 318 | | | | | | | |
| | | | RTA 00 | 1 per carton | | | | | | | | | | | | | |
|  <p>S7902R</p>  <p>S7902L</p> <p>Two Seater w/One Arm - Single Cushion COM: 6.5 YD 5.94 M Unit weight: 102 LB 46.4 KG Carton weight: 114 LB 51.71 KG Carton volume: 36 FT³ 1.01 MT³</p> | Ganging hardware not included. Armless side can be equipped with ganging brackets, model 7892. | S7902L S7902R | - | - | - | - | 1873 | 2179 | 2484 | 2751 | 3082 | 3394 | 3817 | 4415 | | | |
| | | | OVERALL DIMENSIONS | | | SEAT DIMENSIONS | | | BACK DIMENSIONS | | | | | | | | |
| | | | W | D | H | W | D | H | W | H | | | | | | | |
| | | | IN 47.25 MM 1200 | 31 787 | 30.75 781 | 43.25 1099 | 19.5 495 | 17.5 445 | 43.25 1099 | 13.25 337 | | | | | | | |
| | | | RTA 00 | 1 per carton | | | | | | | | | | | | | |
|  <p>S7902RRT</p>  <p>S7902LLT</p> <p>Two Seater w/One Arm & Lam. Tablet - Single Cushion COM: 5.25 YD 4.8 M Unit weight: 102 LB 46.4 KG Carton weight: 114 LB 51.71 KG Carton volume: 36 FT³ 1.01 MT³</p> | Ganging hardware not included. Armless side can be equipped with ganging brackets, model 7892. | S7902LLT S7902RRT | - | - | - | - | 2285 | 2532 | 2779 | 2994 | 3262 | 3514 | 3855 | 4338 | | | |
| | | | OVERALL DIMENSIONS | | | SEAT DIMENSIONS | | | BACK DIMENSIONS | | | | | | | | |
| | | | W | D | H | W | D | H | W | H | | | | | | | |
| | | | IN 48.75 MM 1238 | 33.5 851 | 30.75 781 | 43.25 1099 | 19.5 495 | 17.5 445 | 43.25 1099 | 13.25 337 | | | | | | | |
| | | | RTA 00 | 1 per carton | | | | | | | | | | | | | |
|  <p>Armless Two Seater - Single Cushion COM: 4.5 YD 4.11 M Unit weight: 78 LB 35.5 KG Carton weight: 90 LB 40.82 KG Carton volume: 36 FT³ 1.01 MT³</p> | Ganging hardware not included. Armless side(s) can be equipped with ganging brackets, model 7892. | S7902NA | - | - | - | - | 1873 | 2085 | 2296 | 2481 | 2710 | 2926 | 3219 | 3633 | | | |
| | | | OVERALL DIMENSIONS | | | SEAT DIMENSIONS | | | BACK DIMENSIONS | | | | | | | | |
| | | | W | D | H | W | D | H | W | H | | | | | | | |
| | | | IN 43.25 MM 1099 | 31 787 | 30.75 781 | 43.25 1099 | 19.5 495 | 17.5 445 | 43.25 1099 | 13.25 337 | | | | | | | |
| | | | RTA 00 | 1 per carton | | | | | | | | | | | | | |
|  <p>S7902RT</p>  <p>S7902LT</p> <p>Two Seater w/Arms & Lam. Tablet - Single Cushion COM: 6.5 YD 5.94 M Unit weight: 118 LB 53.6 KG Carton weight: 130 LB 58.97 KG Carton volume: 41.25 FT³ 1.16 MT³</p> | Freestanding unit only. | S7902LT S7902RT | - | - | - | - | 2285 | 2591 | 2896 | 3163 | 3494 | 3806 | 4229 | 4827 | | | |
| | | | OVERALL DIMENSIONS | | | SEAT DIMENSIONS | | | BACK DIMENSIONS | | | | | | | | |
| | | | W | D | H | W | D | H | W | H | | | | | | | |
| | | | IN 52.75 MM 1340 | 33.5 851 | 30 762 | 43.25 1099 | 19.5 495 | 17.5 445 | 43.25 1099 | 12.5 318 | | | | | | | |
| | | | RTA 00 | 1 per carton | | | | | | | | | | | | | |

| DESCRIPTION | FEATURES | MODEL# | STANDARD TEXTILE GRADES | | | | | | | | | | | | |
|---|---|--|--|---------------------------|--------------|------------------------|------------------------|-------------|------------------------|------------------------|-------------|------|------|------|------|
| | | | 1 | 2 | 3 | 4 | 5 | 6 | 7 | 8 | 9 | 10 | 11 | 12 | |
|  <p>Two Seater w/Arms & Lam. Tablets - Single Cushion COM: 5.25 YD 4.8 M Unit weight: 115 LB 52.3 KG Carton weight: 127 LB 57.61 KG Carton volume: 41.25 FT³ 1.16 MT³</p> | Freestanding unit only. Left and right tablets. | S7902LRT | - | - | - | - | 2694 | 2941 | 3188 | 3403 | 3671 | 3923 | 4264 | 4747 | |
| | | | OVERALL DIMENSIONS | | | SEAT DIMENSIONS | | | BACK DIMENSIONS | | | | | | |
| | | | W | D | H | W | D | H | W | H | | | | | |
| | | | IN 54.25 MM 1378 | 33.5 851 | 30 762 | 43.25 1099 | 19.5 495 | 17.5 445 | 43.25 1099 | 12.5 318 | | | | | |
| | | | RTA 00 | 1 per carton | | | | | | | | | | | |
|  <p>Four Seater w/Arms - Duo Cushion COM: 10.25 YD 9.37 M Unit weight: 188 LB 85.5 KG Carton weight: 204 LB 92.53 KG Carton volume: 69 FT³ 1.95 MT³</p> | Freestanding unit only. | S7904 | - | - | - | - | 3323 | 3805 | 4287 | 4707 | 5230 | 5722 | 6388 | 7331 | |
| | | | OVERALL DIMENSIONS | | | SEAT DIMENSIONS | | | BACK DIMENSIONS | | | | | | |
| | | | W | D | H | W | D | H | W | H | | | | | |
| | | | IN 93.5 MM 2375 | 31 787 | 30 762 | 85.5 2172 | 19.5 495 | 17.5 445 | 85.5 2172 | 12.5 318 | | | | | |
| | | | RTA 00 | 1 per carton | | | | | | | | | | | |
|  <p>Four Seater w/One Arm - Duo Cushion COM: 9.5 YD 8.69 M Unit weight: 172 LB 78.2 KG Carton weight: 188 LB 85.29 KG Carton volume: 61.5 FT³ 1.74 MT³</p> | Ganging hardware not included. Armless side can be equipped with ganging brackets, model 7892. |  <p>S7904R</p> |  <p>S7904L</p> | - | - | - | - | 3323 | 3770 | 4216 | 4606 | 5090 | 5546 | 6164 | 7038 |
| | | | | OVERALL DIMENSIONS | | | SEAT DIMENSIONS | | | BACK DIMENSIONS | | | | | |
| | | | | W | D | H | W | D | H | W | H | | | | |
| | | | | IN 89.5 MM 2273 | 31 787 | 30.75 781 | 85.5 2273 | 19.5 495 | 17.5 445 | 89.5 2273 | 12.5 318 | | | | |
| | | | RTA 00 | 1 per carton | | | | | | | | | | | |
|  <p>Armless Four Seater - Duo Cushion COM: 8.75 YD 8 M Unit weight: 156 LB 70.9 KG Carton weight: 172 LB 78.02 KG Carton volume: 61.5 FT³ 1.74 MT³</p> | Ganging hardware not included. Armless side(s) can be equipped with ganging brackets, model 7892. | S7904NA | - | - | - | - | 3323 | 3734 | 4146 | 4504 | 4951 | 5371 | 5939 | 6744 | |
| | | | OVERALL DIMENSIONS | | | SEAT DIMENSIONS | | | BACK DIMENSIONS | | | | | | |
| | | | W | D | H | W | D | H | W | H | | | | | |
| | | | IN 85.5 MM 2172 | 31 787 | 30.75 781 | 85.5 2172 | 19.5 495 | 17.5 445 | 85.5 2172 | 12.5 318 | | | | | |
| | | | RTA 00 | 1 per carton | | | | | | | | | | | |
|  <p>Cube End Table COM: N/A Unit weight: 41 LB 18.6 KG Carton weight: 51 LB 23.13 KG Carton volume: 5.5 FT³ 0.15 MT³</p> | Leg finish upcharges: Chrome (CHM) - add \$64 Brushed Chrome (BCH) - add \$104 Satin Brass (SBR) - add \$198 Antique Copper (ACO) - add \$198 Freestanding unit only. For power/USB unit please see electrical placement chart. | S7911 | List price | | | | | | | | | | | | |
| | | | 1208 | | | | | | | | | | | | |
| | | | OVERALL DIMENSIONS | | | SEAT DIMENSIONS | | | BACK DIMENSIONS | | | | | | |
| | | | W | D | H | W | D | H | W | H | | | | | |
| IN 20 MM 508 | 24 610 | 16 406 | - | - | - | - | - | | | | | | | | |
| | | | RTA 00 | 1 per carton | | | | | | | | | | | |

| DESCRIPTION | FEATURES | MODEL# | STANDARD TEXTILE GRADES | | | | | | |
|--|--|---------------------|---------------------------|--------------|------------------------|----------|----------|------------------------|----------|
|  <p>Cube Square Coffee Table COM: N/A Unit weight: 74 LB 33.6 KG Carton weight: 86 LB 39.01 KG Carton volume: 10.75 FT³ 0.3 MT³</p> | <p>Leg finish upcharges: Chrome (CHM) - add \$46 Brushed Chrome (BCH) - add \$221 Satin Brass (SBR) - add \$315 Antique Copper (ACO) - add \$315</p> <p>Freestanding unit only.</p> <p>For power/USB unit please see electrical placement chart.</p> | <p>S7912</p> | List price | | | | | | |
| | | | 1539 | | | | | | |
| | | | OVERALL DIMENSIONS | | SEAT DIMENSIONS | | | BACK DIMENSIONS | |
| | | | W | D | H | W | D | H | W |
| IN 33 | 33 | 14 | - | - | - | - | - | | |
| MM 838 | 838 | 356 | - | - | - | - | - | | |
| | | | RTA 00 | 1 per carton | | | | | |
|  <p>Cube 40" Coffee Table COM: N/A Unit weight: 56 LB 25.5 KG Carton weight: 66 LB 29.94 KG Carton volume: 8 FT³ 0.22 MT³</p> | <p>Leg finish upcharges: Chrome (CHM) - add \$67 Brushed Chrome (BCH) - add \$115 Satin Brass (SBR) - add \$246 Antique Copper (ACO) - add \$246</p> <p>Freestanding unit only.</p> <p>For power/USB unit please see electrical placement chart.</p> | <p>S7913</p> | List price | | | | | | |
| | | | 1461 | | | | | | |
| | | | OVERALL DIMENSIONS | | SEAT DIMENSIONS | | | BACK DIMENSIONS | |
| | | | W | D | H | W | D | H | W |
| IN 40 | 20 | 14 | - | - | - | - | - | | |
| MM 1016 | 508 | 356 | - | - | - | - | - | | |
| | | | RTA 00 | 1 per carton | | | | | |
|  <p>Cube Extended 60" Coffee Table COM: N/A Unit weight: 81 LB 36.8 KG Carton weight: 93 LB 42.18 KG Carton volume: 12 FT³ 0.33 MT³</p> | <p>Leg finish upcharges: Chrome (CHM) - add \$67 Brushed Chrome (BCH) - add \$99 Satin Brass (SBR) - add \$230 Antique Copper (ACO) - add \$230</p> <p>Freestanding unit only.</p> <p>For power/USB unit please see electrical placement chart.</p> | <p>S7915</p> | List price | | | | | | |
| | | | 1911 | | | | | | |
| | | | OVERALL DIMENSIONS | | SEAT DIMENSIONS | | | BACK DIMENSIONS | |
| | | | W | D | H | W | D | H | W |
| IN 60 | 20 | 14 | - | - | - | - | - | | |
| MM 1524 | 508 | 356 | - | - | - | - | - | | |
| | | | RTA 00 | 1 per carton | | | | | |
|  <p>Cube Extended 72" Coffee Table COM: N/A Unit weight: 107 LB 48.53 KG Carton weight: 107 LB 48.53 KG Carton volume: 14.25 FT³ 0.4 MT³</p> | <p>Leg finish upcharges: Chrome (CHM) - add \$81 Brushed Chrome (BCH) - add \$188 Satin Brass (SBR) - add \$313 Antique Copper (ACO) - add \$313</p> <p>Freestanding unit only.</p> <p>For power/USB unit please see electrical placement chart.</p> | <p>S7916</p> | List price | | | | | | |
| | | | 1988 | | | | | | |
| | | | OVERALL DIMENSIONS | | SEAT DIMENSIONS | | | BACK DIMENSIONS | |
| | | | W | D | H | W | D | H | W |
| IN 72 | 20 | 14 | - | - | - | - | - | | |
| MM 1829 | 508 | 356 | - | - | - | - | - | | |
| | | | RTA 00 | 1 per carton | | | | | |

DRIFT SEATING



model 8034



model 8037



model 8030



model 8052



model 8022



model 8026

Drift Tables



For Drift tables, please see page 265.

EXAMPLE DRIFT SEATING ORDER CODE:

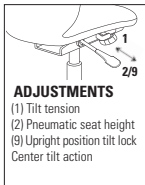
| | | | | | |
|--------------|---------------------|------------------|---------------------|--------------|-------------|
| 8030P | -S2 | -WA50 | -SE | -WA50 | -R11 |
| Model number | Sealed Seams (back) | Back/arm textile | Sealed seams (seat) | Seat textile | Patch color |
| -AAM | -NM | -NB | | | |
| Base finish | Glide type | Moisture barrier | | | |

Release vinyl for arm and head patches

| | | |
|---------------|----------------------|----------------------|
| (R11) White | (R21) Red Barn | (R31) Green |
| (R12) Chalk | (R22) Brave Red | (R32) Blue |
| (R13) Stone | (R23) Gypsy Red | (R33) Black |
| (R14) Taupe | (R24) Cajun | (R34) Cool Grey |
| (R15) Orange | (R25) Vinyard | (R35) Thunder Grey |
| (R16) Country | (R26) Olive | (R36) Navy |
| (R17) Tuscan | (R27) Bonsai | (R37) Dark Chocolate |
| (R18) Cottage | (R28) Summer's Dream | (R38) Espresso |
| (R19) Yellow | (R29) Calico | |

MECHANISM OPTIONS:

Tilter mechanism (-4)



Ergonomic features:

B, C, S, U

STANDARD FEATURES

- The soft seat, contoured back and arms provide the perfect balance of style and comfort.
- Wood fixed bases are made from beechwood and available in all standard wood finishes.
- Wood fixed and swivel base models are standard with White non-marking polycarbonate glides (see right column for additional glide options).
- Sled bases are standard in paint or plated finishes (see right column for upcharges).
- Sled base models are standard with clear polycarbonate glides (see right column for additional glide options).
- For increased durability on side and lounge chairs, select P and PH suffix models which are available with arm and head patches made from Global's Release vinyl. Please specify color.
- For ease of cleaning on side and lounge chairs, models with F suffix have flip-forward seats (material under seat matches chosen seat textile).
- Sealed seams are available on chair backs and/or seats (with upcharge). For sealed seams on Ottoman, choose model 8026S which is available in sealed seam approved textiles only.
- Moisture barrier can be added to seat cushions only (with upcharge) but cannot be combined with sealed seams.
- Assembled using tamperproof screws and comes shipped fully assembled.
- Upholstery options: fabric, vinyl or leather. Vinyl and leather models may feature stitch detail across the seat and/or back cushions, if applicable.
- Active weight capacity for this series is 300 lbs

SIDE CHAIRS

- Available with six base options: sled, wood fixed, wood four star swivel, Chrome four star swivel, high four star swivel and five star base on casters.
- High four star swivel base is polished aluminum with White non-marking glides (see right column for additional glide options).
- Chairs on casters with five star 360° base swivel, are height adjustable with a 4" seat height range and include a tilting mechanism with upright tilt lock. Carpet and hard floor casters are available (see right column for caster options).

LOUNGE CHAIRS

- Available with four base options: sled, wood fixed, wood four star swivel and Chrome four star swivel.
- Chrome four star swivel models are available with 360° self-centering or swivel option. Base only available in polished Chrome.
- Available in two seat heights: 17" with a classic lounge angle or 18" with a reduced back angle for ease of sitting and standing.

STOOLS

- Counter or bar height stools are available with three base options: sled, wood fixed and metal four star swivel.



OTTOMAN


- Features a weighted bottom to always maintain an upright position and White non-marking glides.

Please add option codes in the following order:


- Model number**
specify model number
- Back seams and textile**
(NS) no sealed back seams
(S2) sealed back seams. See model for upcharge. Specify textile code.
- Seat seams and textile**
(NS) no sealed seat seams
(SE) sealed seat seams. See model for upcharge. Specify textile code.
- Arm and head patch textile**
(for P and PH suffix models) See bottom left for Release vinyl arm and head patches color chart.
- Base height** (lounge seating only)
(S17) 17" seat height
(S18) 18" seat height
- Wood base finish** (wood base models only)

| | |
|---------------------|----------------------|
| (AAM) Absolute | (NLW) Natural Walnut |
| (BKM) Black | (ASM) Night |
| (ACM) Cherry | (NBM) Noce Biondo |
| (EOM) English Oak | (NGM) Noce Grigio |
| (ECM) Espresso Cafe | (NEM) Noce Leggero |
| (TFM) Fruitwood | (NMM) Noce Medio |
| (HGM) Gray | (SKM) Shaker Cherry |
| (AHM) Honey | (TWM) Walnut |
| (TMM) Mahogany | (WTM) WC Cream |
| (AVM) Maple | (WHM) White |
| (MVM) Medium Walnut | (WCM) Winter Cherry |
- Frame finish** (sled base models only)
For leg frame finish options, please see page 374. Upcharges apply for the following plated finish:
(CHM) Chrome. Add \$41 for side/lounge. Add \$79 for counter. Add \$79 for bar.
- Base finish** (five star base side chair only)
(A7) polished aluminum
- Cylinder selection**
(Chrome swivel lounge models only)
(DSC) swivel cylinder
(DAC) self-centering
- Glide type** (wood base seating only)
(NM) White non-marking nylon for most surfaces (standard)
(SG) steel cushioned glides for carpeted surfaces. Add \$17.
(RG) non-slip rubber glides for most hard floor surfaces. Add \$22.
(FG) felt glides for most hard floor surfaces. Add \$22.
- Glide type** (wire sled base seating)
(CG) clear polycarbonate glides for most surfaces (standard)
(XG) no glides
(SG) steel cushioned glides for carpeted surfaces. Add \$19.
(RG) rubber glides for most hard floor surfaces. Add \$19.
(FG) felt glides for most hard floor surfaces. Add \$19.
- Glide type** (high four star base chairs)
(NM) White polyethylene non-marking for most surfaces (standard)
(FG) felt glides for most hard floor surfaces. Add \$22.
- Caster type** (five star base chairs)
(DC) 2" casters for carpeted surfaces.
(RC) 2" casters for most hard floor surfaces. Add \$17.
- Moisture barrier** (not available with sealed seams)
(NB) no moisture barrier.
(MB) moisture barrier (seat only). Add \$81.


| DESCRIPTION | FEATURES | MODEL # | STANDARD TEXTILE GRADES | | | | | | | | | | | | | | |
|---|--|---------|---------------------------|---|--------------|------------------------|----------|----------|------------------------|------|----------|------|------|------|------|--|--|
| | | | 1 | 2 | 3 | 4 | 5 | 6 | 7 | 8 | 9 | 10 | 11 | 12 | | | |
|  | Ottoman COM: 2 YD 1.83 M Unit weight: 25 LB 11.4 KG Carton weight: 31 LB 14.06 KG Carton volume: 8.5 FT³ 0.24 MT³ | 8026 | 803 | 867 | 922 | 983 | 1086 | 1179 | 1274 | 1355 | 1458 | 1554 | 1683 | 1867 | | | |
| | | | 8026S | 905 | 969 | 1024 | 1085 | 1188 | 1281 | 1376 | 1457 | 1560 | 1656 | 1785 | 1969 | | |
| | | | sealed seams | | | | | | | | | | | | | | |
| | | | OVERALL DIMENSIONS | | | SEAT DIMENSIONS | | | BACK DIMENSIONS | | | | | | | | |
| | | | W | D | H | W | D | H | W | | H | | | | | | |
| | | | IN 18.5 | 18.5 | 18 | - | - | - | - | | - | | | | | | |
| | | | MM 470 | 470 | 457 | - | - | - | - | | - | | | | | | |
| | | | RTA 00 |  | 1 per carton | | | | | | | | | | | | |

| DESCRIPTION | FEATURES | MODEL # | STANDARD TEXTILE GRADES | | | | | | | | | | | | |
|---|---|---------|--------------------------------------|--------------|----------|------------------------|----------|----------|------------------------|------|----------|------|------|------|------|
| | | | 1 | 2 | 3 | 4 | 5 | 6 | 7 | 8 | 9 | 10 | 11 | 12 | |
|  | Side Chair w/Sled Base COM: 2 YD 1.83 M Unit weight: 22 LB 10 KG Carton weight: 31 LB 14.06 KG Carton volume: 13.25 FT³ 0.37 MT³ | 8023 | 1389 | 1453 | 1507 | 1570 | 1671 | 1765 | 1859 | 1941 | 2043 | 2139 | 2269 | 2453 | |
| | | | 8023F | 1489 | 1561 | 1622 | 1692 | 1806 | 1912 | 2018 | 2110 | 2225 | 2333 | 2479 | 2686 |
| | | | flip-forward seat | | | | | | | | | | | | |
| | | | 8023P | 1409 | 1473 | 1527 | 1590 | 1691 | 1785 | 1879 | 1961 | 2063 | 2159 | 2289 | 2473 |
| | | | with arm patches | | | | | | | | | | | | |
| | | | 8023PF | 1509 | 1581 | 1642 | 1712 | 1826 | 1932 | 2038 | 2130 | 2245 | 2353 | 2499 | 2706 |
| | | | with arm patches + flip-forward seat | | | | | | | | | | | | |
| | | | OVERALL DIMENSIONS | | | SEAT DIMENSIONS | | | BACK DIMENSIONS | | | | | | |
| | | | W | D | H | W | D | H | W | | H | | | | |
| | | | IN 24.5 | 23 | 31 | 18 | 17.5 | 18 | 15 | | 13 | | | | |
| | | | MM 622 | 584 | 787 | 457 | 445 | 457 | 381 | | 330 | | | | |
| | | | RTA 00 | 1 per carton | | | | | | | | | | | |

| | sealed seam upcharges | |
|--------|-----------------------|----------|
| | (S2) | (SE) |
| 8023 | Add \$33 | Add \$25 |
| 8023F | Add \$33 | Add \$40 |
| 8023P | Add \$49 | Add \$25 |
| 8023PF | Add \$49 | Add \$40 |

| DESCRIPTION | FEATURES | MODEL # | STANDARD TEXTILE GRADES | | | | | | | | | | | | |
|--|---|---------|--------------------------------------|--------------|----------|------------------------|----------|----------|------------------------|------|----------|------|------|------|------|
| | | | 1 | 2 | 3 | 4 | 5 | 6 | 7 | 8 | 9 | 10 | 11 | 12 | |
|  | Side Chair w/Four-Legged Wood Base COM: 2 YD 1.83 M Unit weight: 24 LB 10.9 KG Carton weight: 31 LB 14.06 KG Carton volume: 15.75 FT³ 0.44 MT³ | 8030 | 1469 | 1533 | 1587 | 1650 | 1751 | 1845 | 1939 | 2021 | 2123 | 2219 | 2349 | 2533 | |
| | | | 8030F | 1569 | 1641 | 1702 | 1772 | 1886 | 1992 | 2098 | 2190 | 2305 | 2413 | 2559 | 2766 |
| | | | flip-forward seat | | | | | | | | | | | | |
| | | | 8030P | 1489 | 1553 | 1607 | 1670 | 1771 | 1865 | 1959 | 2041 | 2143 | 2239 | 2369 | 2553 |
| | | | with arm patches | | | | | | | | | | | | |
| | | | 8030PF | 1589 | 1661 | 1722 | 1792 | 1906 | 2012 | 2118 | 2210 | 2325 | 2433 | 2579 | 2786 |
| | | | with arm patches + flip-forward seat | | | | | | | | | | | | |
| | | | OVERALL DIMENSIONS | | | SEAT DIMENSIONS | | | BACK DIMENSIONS | | | | | | |
| | | | W | D | H | W | D | H | W | | H | | | | |
| | | | IN 24.5 | 23 | 31 | 18 | 17.5 | 18 | 15 | | 13 | | | | |
| | | | MM 622 | 584 | 787 | 457 | 445 | 457 | 381 | | 330 | | | | |
| | | | RTA 00 | 1 per carton | | | | | | | | | | | |

| | sealed seam upcharges | |
|--------|-----------------------|----------|
| | (S2) | (SE) |
| 8030 | Add \$33 | Add \$25 |
| 8030F | Add \$33 | Add \$40 |
| 8030P | Add \$49 | Add \$25 |
| 8030PF | Add \$49 | Add \$40 |

| DESCRIPTION | FEATURES | MODEL # | STANDARD TEXTILE GRADES | | | | | | | | | | | | |
|---|--|---------|--------------------------------------|--------------|----------|------------------------|----------|----------|------------------------|------|----------|------|------|------|------|
| | | | 1 | 2 | 3 | 4 | 5 | 6 | 7 | 8 | 9 | 10 | 11 | 12 | |
|  | Side Chair w/Wood Swivel Base COM: 2 YD 1.83 M Unit weight: 24 LB 10.9 KG Carton weight: 31 LB 14.06 KG Carton volume: 15.75 FT³ 0.44 MT³ | 8031 | 1706 | 1770 | 1824 | 1887 | 1988 | 2082 | 2176 | 2258 | 2360 | 2456 | 2586 | 2770 | |
| | | | 8031F | 1806 | 1878 | 1939 | 2009 | 2123 | 2229 | 2335 | 2427 | 2542 | 2650 | 2796 | 3003 |
| | | | flip-forward seat | | | | | | | | | | | | |
| | | | 8031P | 1726 | 1790 | 1844 | 1907 | 2008 | 2102 | 2196 | 2278 | 2380 | 2476 | 2606 | 2790 |
| | | | with arm patches | | | | | | | | | | | | |
| | | | 8031PF | 1826 | 1898 | 1959 | 2029 | 2143 | 2249 | 2355 | 2447 | 2562 | 2670 | 2816 | 3023 |
| | | | with arm patches + flip-forward seat | | | | | | | | | | | | |
| | | | OVERALL DIMENSIONS | | | SEAT DIMENSIONS | | | BACK DIMENSIONS | | | | | | |
| | | | W | D | H | W | D | H | W | | H | | | | |
| | | | IN 24.5 | 23 | 31 | 18 | 17.5 | 18 | 15 | | 13 | | | | |
| | | | MM 622 | 584 | 787 | 457 | 445 | 457 | 381 | | 330 | | | | |
| | | | RTA 00 | 1 per carton | | | | | | | | | | | |

| | sealed seam upcharges | |
|--------|-----------------------|----------|
| | (S2) | (SE) |
| 8031 | Add \$33 | Add \$25 |
| 8031F | Add \$33 | Add \$40 |
| 8031P | Add \$49 | Add \$25 |
| 8031PF | Add \$49 | Add \$40 |

DESCRIPTION FEATURES MODEL # STANDARD TEXTILE GRADES



Side Chair w/Chrome Swivel Base
 COM: 2 YD | 1.83 M
 Unit weight: 24 LB | 10.9 KG
 Carton weight: 31 LB | 14.06 KG
 Carton volume: 15.75 FT³ | 0.44 MT³

| Model # | sealed seam upcharges | |
|---------|-----------------------|----------|
| | (S2) | (SE) |
| 8032 | Add \$33 | Add \$25 |
| 8032F | Add \$33 | Add \$40 |
| 8032P | Add \$49 | Add \$25 |
| 8032PF | Add \$49 | Add \$40 |

| Model # | STANDARD TEXTILE GRADES | | | | | | | | | | | |
|---------|-------------------------|------|------|------|------|------|------|------|------|------|------|------|
| | 1 | 2 | 3 | 4 | 5 | 6 | 7 | 8 | 9 | 10 | 11 | 12 |
| 8032 | 1748 | 1812 | 1866 | 1929 | 2030 | 2124 | 2218 | 2300 | 2402 | 2498 | 2628 | 2812 |
| 8032F | 1848 | 1920 | 1981 | 2051 | 2165 | 2271 | 2377 | 2469 | 2584 | 2692 | 2838 | 3045 |
| 8032P | 1768 | 1832 | 1886 | 1949 | 2050 | 2144 | 2238 | 2320 | 2422 | 2518 | 2648 | 2832 |
| 8032PF | 1868 | 1940 | 2001 | 2071 | 2185 | 2291 | 2397 | 2489 | 2604 | 2712 | 2858 | 3065 |

| Model # | OVERALL DIMENSIONS | | | SEAT DIMENSIONS | | | BACK DIMENSIONS | | | | | |
|---------|--------------------|-----|-----|-----------------|------|-----|-----------------|-----|--|--|--|--|
| | W | D | H | W | D | H | W | H | | | | |
| IN | 24.5 | 23 | 31 | 18 | 17.5 | 18 | 15 | 13 | | | | |
| MM | 622 | 584 | 787 | 457 | 445 | 457 | 381 | 330 | | | | |
| RTA 00 | 1 per carton | | | | | | | | | | | |



Side Chair w/High Four Star Swivel Base
 COM: 2 YD | 1.83 M
 Unit weight: 26.5 LB | 12 KG
 Carton weight: 35.5 LB | 16.1 KG
 Carton volume: 13.25 FT³ | 0.37 MT³

Fixed seat cushion only.

| Model # | sealed seam upcharges | |
|---------|-----------------------|----------|
| | (S2) | (SE) |
| 8021 | Add \$33 | Add \$25 |
| 8021P | Add \$49 | Add \$25 |

| Model # | STANDARD TEXTILE GRADES | | | | | | | | | | | |
|---------|-------------------------|------|------|------|------|------|------|------|------|------|------|------|
| | 1 | 2 | 3 | 4 | 5 | 6 | 7 | 8 | 9 | 10 | 11 | 12 |
| 8021 | 1558 | 1622 | 1676 | 1739 | 1840 | 1934 | 2028 | 2110 | 2212 | 2308 | 2438 | 2622 |
| 8021P | 1578 | 1642 | 1696 | 1759 | 1860 | 1954 | 2048 | 2130 | 2232 | 2328 | 2458 | 2642 |

| Model # | OVERALL DIMENSIONS | | | SEAT DIMENSIONS | | | BACK DIMENSIONS | | | | | |
|---------|--------------------|-----|-----|-----------------|------|------|-----------------|-----|--|--|--|--|
| | W | D | H | W | D | H | W | H | | | | |
| IN | 24.5 | 23 | 32 | 18 | 17.5 | 18.5 | 15 | 13 | | | | |
| MM | 622 | 584 | 813 | 457 | 445 | 470 | 381 | 330 | | | | |
| RTA 00 | 1 per carton | | | | | | | | | | | |



Side Chair w/Five Star Swivel Tilt Base on Casters
 COM: 2 YD | 1.83 M
 Unit weight: 28.5 LB | 13 KG
 Carton weight: 37.5 LB | 17.01 KG
 Carton volume: 15.75 FT³ | 0.44 MT³

Tilting mechanism with tilt lock.
 Fixed seat cushion only.

| Model # | sealed seam upcharges | |
|---------|-----------------------|----------|
| | (S2) | (SE) |
| 8022 | Add \$33 | Add \$25 |
| 8022P | Add \$49 | Add \$25 |

| Model # | STANDARD TEXTILE GRADES | | | | | | | | | | | |
|---------|-------------------------|------|------|------|------|------|------|------|------|------|------|------|
| | 1 | 2 | 3 | 4 | 5 | 6 | 7 | 8 | 9 | 10 | 11 | 12 |
| 8022 | 1701 | 1765 | 1819 | 1882 | 1983 | 2077 | 2171 | 2253 | 2355 | 2451 | 2581 | 2765 |
| 8022P | 1721 | 1785 | 1839 | 1902 | 2003 | 2097 | 2191 | 2273 | 2375 | 2471 | 2601 | 2785 |

| Model # | OVERALL DIMENSIONS | | | SEAT DIMENSIONS | | | BACK DIMENSIONS | | | | | |
|---------|--------------------|-----|------|-----------------|------|-----|-----------------|-----|--|--|--|--|
| | W | D | H | W | D | H | W | H | | | | |
| IN | 24.5 | 23 | 32.5 | 18 | 17.5 | 15 | 15 | 13 | | | | |
| MM | 622 | 584 | 826 | 457 | 445 | 381 | 381 | 330 | | | | |
| RTA 00 | 1 per carton | | | | | | | | | | | |



Low Back Lounge Chair w/Sled Base
 COM: 3.25 YD | 2.97 M
 Unit weight: 42 LB | 19.1 KG
 Carton weight: 52 LB | 23.59 KG
 Carton volume: 19.25 FT³ | 0.54 MT³

| Model # | sealed seam upcharges | |
|---------|-----------------------|----------|
| | (S2) | (SE) |
| 8024 | Add \$68 | Add \$29 |
| 8024F | Add \$68 | Add \$44 |
| 8024P | Add \$84 | Add \$29 |
| 8024PF | Add \$84 | Add \$44 |

| Model # | STANDARD TEXTILE GRADES | | | | | | | | | | | |
|---------|-------------------------|------|------|------|------|------|------|------|------|------|------|------|
| | 1 | 2 | 3 | 4 | 5 | 6 | 7 | 8 | 9 | 10 | 11 | 12 |
| 8024 | 1829 | 1933 | 2021 | 2122 | 2287 | 2440 | 2593 | 2726 | 2892 | 3048 | 3259 | 3558 |
| 8024F | 1954 | 2082 | 2190 | 2315 | 2518 | 2706 | 2894 | 3058 | 3262 | 3454 | 3714 | 4082 |
| 8024P | 1849 | 1953 | 2041 | 2142 | 2307 | 2460 | 2613 | 2746 | 2912 | 3068 | 3279 | 3578 |
| 8024PF | 1974 | 2102 | 2210 | 2335 | 2538 | 2726 | 2914 | 3078 | 3282 | 3474 | 3734 | 4102 |

| Model # | OVERALL DIMENSIONS | | | SEAT DIMENSIONS | | | BACK DIMENSIONS | | | | | |
|---------|--------------------|-----|-----|-----------------|-----|-----|-----------------|-----|--|--|--|--|
| | W | D | H | W | D | H | W | H | | | | |
| IN | 29 | 30 | 33 | 21.5 | 20 | 17 | 21 | 16 | | | | |
| MM | 737 | 762 | 838 | 546 | 508 | 432 | 533 | 406 | | | | |
| RTA 00 | 1 per carton | | | | | | | | | | | |

| DESCRIPTION | FEATURES | MODEL # | STANDARD TEXTILE GRADES | | | | | | | | | | | |
|-------------|----------|---------|-------------------------|---|---|---|---|---|---|---|---|----|----|----|
| | | | 1 | 2 | 3 | 4 | 5 | 6 | 7 | 8 | 9 | 10 | 11 | 12 |



Low Back Lounge Chair w/Four-Legged Wood Base
 COM: 3.25 YD | 2.97 M
 Unit weight: 43.5 LB | 19.8 KG
 Carton weight: 53.5 LB | 24.27 KG
 Carton volume: 19 FT³ | 0.53 MT³

| | sealed seam upcharges | |
|---------------|-----------------------|----------|
| | (S2) | (SE) |
| 8025 | Add \$68 | Add \$29 |
| 8025F | Add \$68 | Add \$44 |
| 8025P | Add \$84 | Add \$29 |
| 8025PF | Add \$84 | Add \$44 |

| | 1 | 2 | 3 | 4 | 5 | 6 | 7 | 8 | 9 | 10 | 11 | 12 |
|--------------------------------------|------|------|------|------|------|------|------|------|------|------|------|------|
| 8025 | 2329 | 2433 | 2521 | 2622 | 2787 | 2940 | 3093 | 3226 | 3392 | 3548 | 3759 | 4058 |
| 8025F | 2454 | 2582 | 2690 | 2815 | 3018 | 3206 | 3394 | 3558 | 3762 | 3954 | 4214 | 4582 |
| flip-forward seat | | | | | | | | | | | | |
| 8025P | 2349 | 2453 | 2541 | 2642 | 2807 | 2960 | 3113 | 3246 | 3412 | 3568 | 3779 | 4078 |
| with arm patches | | | | | | | | | | | | |
| 8025PF | 2474 | 2602 | 2710 | 2835 | 3038 | 3226 | 3414 | 3578 | 3782 | 3974 | 4234 | 4602 |
| with arm patches + flip-forward seat | | | | | | | | | | | | |

| | OVERALL DIMENSIONS | | | SEAT DIMENSIONS | | | BACK DIMENSIONS | | | | | |
|---------------|--------------------|-----|-----|-----------------|-----|-----|-----------------|-----|--|--|--|--|
| | W | D | H | W | D | H | W | H | | | | |
| IN | 29 | 30 | 33 | 21.5 | 20 | 17 | 21 | 16 | | | | |
| MM | 737 | 762 | 838 | 546 | 508 | 432 | 533 | 406 | | | | |
| RTA 00 | 1 per carton | | | | | | | | | | | |



Low Back Lounge Chair w/Wood Swivel Base
 COM: 3.25 YD | 2.97 M
 Unit weight: 43 LB | 19.5 KG
 Carton weight: 53 LB | 24.04 KG
 Carton volume: 19 FT³ | 0.53 MT³

| | sealed seam upcharges | |
|---------------|-----------------------|----------|
| | (S2) | (SE) |
| 8033 | Add \$68 | Add \$29 |
| 8033F | Add \$68 | Add \$44 |
| 8033P | Add \$84 | Add \$29 |
| 8033PF | Add \$84 | Add \$44 |

| | 1 | 2 | 3 | 4 | 5 | 6 | 7 | 8 | 9 | 10 | 11 | 12 |
|--------------------------------------|------|------|------|------|------|------|------|------|------|------|------|------|
| 8033 | 2329 | 2433 | 2521 | 2622 | 2787 | 2940 | 3093 | 3226 | 3392 | 3548 | 3759 | 4058 |
| 8033F | 2454 | 2582 | 2690 | 2815 | 3018 | 3206 | 3394 | 3558 | 3762 | 3954 | 4214 | 4582 |
| flip-forward seat | | | | | | | | | | | | |
| 8033P | 2349 | 2453 | 2541 | 2642 | 2807 | 2960 | 3113 | 3246 | 3412 | 3568 | 3779 | 4078 |
| with arm patches | | | | | | | | | | | | |
| 8033PF | 2474 | 2602 | 2710 | 2835 | 3038 | 3226 | 3414 | 3578 | 3782 | 3974 | 4234 | 4602 |
| with arm patches + flip-forward seat | | | | | | | | | | | | |

| | OVERALL DIMENSIONS | | | SEAT DIMENSIONS | | | BACK DIMENSIONS | | | | | |
|---------------|--------------------|-----|-----|-----------------|-----|-----|-----------------|-----|--|--|--|--|
| | W | D | H | W | D | H | W | H | | | | |
| IN | 29 | 30 | 33 | 21.5 | 20 | 17 | 21 | 16 | | | | |
| MM | 737 | 762 | 838 | 546 | 508 | 432 | 533 | 406 | | | | |
| RTA 00 | 1 per carton | | | | | | | | | | | |



Low Back Lounge Chair w/Chrome Swivel Base
 COM: 3.25 YD | 2.97 M
 Unit weight: 49 LB | 22.3 KG
 Carton weight: 59 LB | 26.76 KG
 Carton volume: 19.25 FT³ | 0.54 MT³

| | sealed seam upcharges | |
|---------------|-----------------------|----------|
| | (S2) | (SE) |
| 8034 | Add \$68 | Add \$29 |
| 8034F | Add \$68 | Add \$44 |
| 8034P | Add \$84 | Add \$29 |
| 8034PF | Add \$84 | Add \$44 |

| | 1 | 2 | 3 | 4 | 5 | 6 | 7 | 8 | 9 | 10 | 11 | 12 |
|--------------------------------------|------|------|------|------|------|------|------|------|------|------|------|------|
| 8034 | 2344 | 2448 | 2536 | 2637 | 2802 | 2955 | 3108 | 3241 | 3407 | 3563 | 3774 | 4073 |
| 8034F | 2469 | 2597 | 2705 | 2830 | 3033 | 3221 | 3409 | 3573 | 3777 | 3969 | 4229 | 4597 |
| flip-forward seat | | | | | | | | | | | | |
| 8034P | 2364 | 2468 | 2556 | 2657 | 2822 | 2975 | 3128 | 3261 | 3427 | 3583 | 3794 | 4093 |
| with arm patches | | | | | | | | | | | | |
| 8034PF | 2489 | 2617 | 2725 | 2850 | 3053 | 3241 | 3429 | 3593 | 3797 | 3989 | 4249 | 4617 |
| with arm patches + flip-forward seat | | | | | | | | | | | | |

| | OVERALL DIMENSIONS | | | SEAT DIMENSIONS | | | BACK DIMENSIONS | | | | | |
|---------------|--------------------|-----|-----|-----------------|-----|-----|-----------------|-----|--|--|--|--|
| | W | D | H | W | D | H | W | H | | | | |
| IN | 29 | 30 | 33 | 21.5 | 20 | 17 | 21 | 16 | | | | |
| MM | 737 | 762 | 838 | 546 | 508 | 432 | 533 | 406 | | | | |
| RTA 00 | 1 per carton | | | | | | | | | | | |



Mid Back Lounge Chair w/Sled Base
 COM: 3.5 YD | 3.2 M
 Unit weight: 42 LB | 19.1 KG
 Carton weight: 52 LB | 23.59 KG
 Carton volume: 25.5 FT³ | 0.72 MT³

| | sealed seam upcharges | |
|---------------|-----------------------|----------|
| | (S2) | (SE) |
| 8016 | Add \$74 | Add \$29 |
| 8016F | Add \$74 | Add \$44 |
| 8016P | Add \$90 | Add \$29 |
| 8016PF | Add \$90 | Add \$44 |

| | 1 | 2 | 3 | 4 | 5 | 6 | 7 | 8 | 9 | 10 | 11 | 12 |
|--------------------------------------|------|------|------|------|------|------|------|------|------|------|------|------|
| 8016 | 1923 | 2035 | 2130 | 2238 | 2417 | 2581 | 2746 | 2889 | 3068 | 3236 | 3463 | 3785 |
| 8016F | 2073 | 2209 | 2324 | 2456 | 2672 | 2872 | 3072 | 3246 | 3463 | 3667 | 3943 | 4334 |
| flip-forward seat | | | | | | | | | | | | |
| 8016P | 1943 | 2055 | 2150 | 2258 | 2437 | 2601 | 2766 | 2909 | 3088 | 3256 | 3483 | 3805 |
| with arm patches | | | | | | | | | | | | |
| 8016PF | 2093 | 2229 | 2344 | 2476 | 2692 | 2892 | 3092 | 3266 | 3483 | 3687 | 3963 | 4354 |
| with arm patches + flip-forward seat | | | | | | | | | | | | |

| | OVERALL DIMENSIONS | | | SEAT DIMENSIONS | | | BACK DIMENSIONS | | | | | |
|---------------|--------------------|------|------|-----------------|-----|-----|-----------------|------|--|--|--|--|
| | W | D | H | W | D | H | W | H | | | | |
| IN | 29 | 31.5 | 38.5 | 21.5 | 20 | 17 | 21 | 21.5 | | | | |
| MM | 737 | 800 | 978 | 546 | 508 | 432 | 533 | 546 | | | | |
| RTA 00 | 1 per carton | | | | | | | | | | | |

DESCRIPTION FEATURES MODEL # STANDARD TEXTILE GRADES



Mid Back Lounge Chair w/Four-Legged Wood Base
 COM: 3.5 YD | 3.2 M
 Unit weight: 43.5 LB | 19.8 KG
 Carton weight: 53.5 LB | 24.27 KG
 Carton volume: 25.5 FT³ | 0.72 MT³

| | sealed seam upcharges | |
|---------------|-----------------------|----------|
| | (S2) | (SE) |
| 8027 | Add \$74 | Add \$29 |
| 8027F | Add \$74 | Add \$44 |
| 8027P | Add \$90 | Add \$29 |
| 8027PF | Add \$90 | Add \$44 |

| | 1 | 2 | 3 | 4 | 5 | 6 | 7 | 8 | 9 | 10 | 11 | 12 |
|--------------------------------------|------|------|------|------|------|------|------|------|------|------|------|------|
| 8027 | 2423 | 2535 | 2630 | 2738 | 2917 | 3081 | 3246 | 3389 | 3568 | 3736 | 3963 | 4285 |
| 8027F | 2573 | 2709 | 2824 | 2956 | 3172 | 3372 | 3572 | 3746 | 3963 | 4167 | 4443 | 4834 |
| flip-forward seat | | | | | | | | | | | | |
| 8027P | 2443 | 2555 | 2650 | 2758 | 2937 | 3101 | 3266 | 3409 | 3588 | 3756 | 3983 | 4305 |
| with arm patches | | | | | | | | | | | | |
| 8027PF | 2593 | 2729 | 2844 | 2976 | 3192 | 3392 | 3592 | 3766 | 3983 | 4187 | 4463 | 4854 |
| with arm patches + flip-forward seat | | | | | | | | | | | | |

| | OVERALL DIMENSIONS | | | SEAT DIMENSIONS | | | BACK DIMENSIONS | |
|----|--------------------|------|------|-----------------|-----|-----|-----------------|------|
| | W | D | H | W | D | H | W | H |
| IN | 29 | 31.5 | 38.5 | 21.5 | 20 | 17 | 21 | 21.5 |
| MM | 737 | 800 | 978 | 546 | 508 | 432 | 533 | 546 |

RTA 00 1 per carton



Mid Back Lounge Chair w/Wood Swivel Base
 COM: 3.5 YD | 3.2 M
 Unit weight: 44 LB | 20 KG
 Carton weight: 54 LB | 24.49 KG
 Carton volume: 25.5 FT³ | 0.72 MT³

| | sealed seam upcharges | |
|---------------|-----------------------|----------|
| | (S2) | (SE) |
| 8035 | Add \$74 | Add \$29 |
| 8035F | Add \$74 | Add \$44 |
| 8035P | Add \$90 | Add \$29 |
| 8035PF | Add \$90 | Add \$44 |

| | 1 | 2 | 3 | 4 | 5 | 6 | 7 | 8 | 9 | 10 | 11 | 12 |
|--------------------------------------|------|------|------|------|------|------|------|------|------|------|------|------|
| 8035 | 2423 | 2535 | 2630 | 2738 | 2917 | 3081 | 3246 | 3389 | 3568 | 3736 | 3963 | 4285 |
| 8035F | 2573 | 2709 | 2824 | 2956 | 3172 | 3372 | 3572 | 3746 | 3963 | 4167 | 4443 | 4834 |
| flip-forward seat | | | | | | | | | | | | |
| 8035P | 2443 | 2555 | 2650 | 2758 | 2937 | 3101 | 3266 | 3409 | 3588 | 3756 | 3983 | 4305 |
| with arm patches | | | | | | | | | | | | |
| 8035PF | 2593 | 2729 | 2844 | 2976 | 3192 | 3392 | 3592 | 3766 | 3983 | 4187 | 4463 | 4854 |
| with arm patches + flip-forward seat | | | | | | | | | | | | |

| | OVERALL DIMENSIONS | | | SEAT DIMENSIONS | | | BACK DIMENSIONS | |
|----|--------------------|------|------|-----------------|-----|-----|-----------------|------|
| | W | D | H | W | D | H | W | H |
| IN | 29 | 31.5 | 38.5 | 21.5 | 20 | 17 | 21 | 21.5 |
| MM | 737 | 800 | 978 | 546 | 508 | 432 | 533 | 546 |

RTA 00 1 per carton



Mid Back Lounge Chair w/Chrome Swivel Base
 COM: 3.5 YD | 3.2 M
 Unit weight: 50 LB | 22.7 KG
 Carton weight: 60 LB | 27.22 KG
 Carton volume: 25.5 FT³ | 0.72 MT³

| | sealed seam upcharges | |
|---------------|-----------------------|----------|
| | (S2) | (SE) |
| 8036 | Add \$74 | Add \$29 |
| 8036F | Add \$74 | Add \$44 |
| 8036P | Add \$90 | Add \$29 |
| 8036PF | Add \$90 | Add \$44 |

| | 1 | 2 | 3 | 4 | 5 | 6 | 7 | 8 | 9 | 10 | 11 | 12 |
|--------------------------------------|------|------|------|------|------|------|------|------|------|------|------|------|
| 8036 | 2439 | 2551 | 2646 | 2754 | 2933 | 3097 | 3262 | 3405 | 3584 | 3752 | 3979 | 4301 |
| 8036F | 2589 | 2725 | 2840 | 2972 | 3188 | 3388 | 3588 | 3762 | 3979 | 4183 | 4459 | 4850 |
| flip-forward seat | | | | | | | | | | | | |
| 8036P | 2459 | 2571 | 2666 | 2774 | 2953 | 3117 | 3282 | 3425 | 3604 | 3772 | 3999 | 4321 |
| with arm patches | | | | | | | | | | | | |
| 8036PF | 2609 | 2745 | 2860 | 2992 | 3208 | 3408 | 3608 | 3782 | 3999 | 4203 | 4479 | 4870 |
| with arm patches + flip-forward seat | | | | | | | | | | | | |

| | OVERALL DIMENSIONS | | | SEAT DIMENSIONS | | | BACK DIMENSIONS | |
|----|--------------------|------|------|-----------------|-----|-----|-----------------|------|
| | W | D | H | W | D | H | W | H |
| IN | 29 | 31.5 | 38.5 | 21.5 | 20 | 17 | 21 | 21.5 |
| MM | 737 | 800 | 978 | 546 | 508 | 432 | 533 | 546 |

RTA 00 1 per carton





High Back Lounge Chair w/Sled Base
 COM: 3.75 YD | 3.43 M
 Unit weight: 46 LB | 20.9 KG
 Carton weight: 56 LB | 25.4 KG
 Carton volume: 28.25 FT³ | 0.79 MT³



| | sealed seam upcharges | |
|----------------|-----------------------|----------|
| | (S2) | (SE) |
| 8028 | Add \$76 | Add \$29 |
| 8028F | Add \$76 | Add \$44 |
| 8028P | Add \$93 | Add \$29 |
| 8028PF | Add \$93 | Add \$44 |
| 8028PH | Add \$112 | Add \$29 |
| 8028PHF | Add \$112 | Add \$44 |



| | 1 | 2 | 3 | 4 | 5 | 6 | 7 | 8 | 9 | 10 | 11 | 12 |
|---|------|------|------|------|------|------|------|------|------|------|------|------|
| 8028 | 2150 | 2270 | 2371 | 2488 | 2679 | 2855 | 3031 | 3185 | 3376 | 3556 | 3800 | 4145 |
| 8028F | 2325 | 2469 | 2591 | 2731 | 2959 | 3171 | 3383 | 3567 | 3797 | 4013 | 4305 | 4719 |
| flip-forward seat | | | | | | | | | | | | |
| 8028P | 2170 | 2290 | 2391 | 2508 | 2699 | 2875 | 3051 | 3205 | 3396 | 3576 | 3820 | 4165 |
| with arm patches | | | | | | | | | | | | |
| 8028PF | 2345 | 2489 | 2611 | 2751 | 2979 | 3191 | 3403 | 3587 | 3817 | 4033 | 4325 | 4739 |
| with arm patches + flip-forward seat | | | | | | | | | | | | |
| 8028PH | 2200 | 2320 | 2421 | 2538 | 2729 | 2905 | 3081 | 3235 | 3426 | 3606 | 3850 | 4195 |
| with arm + head patches | | | | | | | | | | | | |
| 8028PHF | 2375 | 2519 | 2641 | 2781 | 3009 | 3221 | 3433 | 3617 | 3847 | 4063 | 4355 | 4769 |
| with arm + head patches + flip-forward seat | | | | | | | | | | | | |

| | OVERALL DIMENSIONS | | | SEAT DIMENSIONS | | | BACK DIMENSIONS | |
|----|--------------------|------|------|-----------------|-----|-----|-----------------|------|
| | W | D | H | W | D | H | W | H |
| IN | 29 | 31.5 | 44.5 | 21.5 | 20 | 17 | 21 | 27.5 |
| MM | 737 | 800 | 1130 | 546 | 508 | 432 | 533 | 699 |

RTA 00 1 per carton

| DESCRIPTION | FEATURES | MODEL # | STANDARD TEXTILE GRADES | | | | | | | | | | | | | | | | | | | | | | | | | | | | | | | | |
|--|--|-------------------|-------------------------|----------|-------------|------------------------|----------|--------------|----------|----------|--------------|----------|----------|---------------|----------|----------|---------------|-----------|----------|----------------|-----------|----------|-------------|------|------|------|------|------|------|------|------|------|------|------|------|
| | | | 1 | 2 | 3 | 4 | 5 | 6 | 7 | 8 | 9 | 10 | 11 | 12 | | | | | | | | | | | | | | | | | | | | | |
|   High Back Lounge Chair w/Four-Legged Wood Base COM: 3.75 YD 3.43 M Unit weight: 46.5 LB 21.1 KG Carton weight: 56.5 LB 25.63 KG Carton volume: 28.25 FT³ 0.79 MT³ | sealed seam upcharges <table border="1"> <thead> <tr> <th></th> <th>(S2)</th> <th>(SE)</th> </tr> </thead> <tbody> <tr> <td>8029</td> <td>Add \$76</td> <td>Add \$29</td> </tr> <tr> <td>8029F</td> <td>Add \$76</td> <td>Add \$44</td> </tr> <tr> <td>8029P</td> <td>Add \$93</td> <td>Add \$29</td> </tr> <tr> <td>8029PF</td> <td>Add \$93</td> <td>Add \$44</td> </tr> <tr> <td>8029PH</td> <td>Add \$112</td> <td>Add \$29</td> </tr> <tr> <td>8029PHF</td> <td>Add \$112</td> <td>Add \$44</td> </tr> </tbody> </table> | | (S2) | (SE) | 8029 | Add \$76 | Add \$29 | 8029F | Add \$76 | Add \$44 | 8029P | Add \$93 | Add \$29 | 8029PF | Add \$93 | Add \$44 | 8029PH | Add \$112 | Add \$29 | 8029PHF | Add \$112 | Add \$44 | 8029 | 2650 | 2770 | 2871 | 2988 | 3179 | 3355 | 3531 | 3685 | 3876 | 4056 | 4300 | 4645 |
| | | | (S2) | (SE) | | | | | | | | | | | | | | | | | | | | | | | | | | | | | | | |
| | | 8029 | Add \$76 | Add \$29 | | | | | | | | | | | | | | | | | | | | | | | | | | | | | | | |
| | | 8029F | Add \$76 | Add \$44 | | | | | | | | | | | | | | | | | | | | | | | | | | | | | | | |
| | | 8029P | Add \$93 | Add \$29 | | | | | | | | | | | | | | | | | | | | | | | | | | | | | | | |
| | | 8029PF | Add \$93 | Add \$44 | | | | | | | | | | | | | | | | | | | | | | | | | | | | | | | |
| | | 8029PH | Add \$112 | Add \$29 | | | | | | | | | | | | | | | | | | | | | | | | | | | | | | | |
| | | 8029PHF | Add \$112 | Add \$44 | | | | | | | | | | | | | | | | | | | | | | | | | | | | | | | |
| | | 8029F | 2825 | 2969 | 3091 | 3231 | 3459 | 3671 | 3883 | 4067 | 4297 | 4513 | 4805 | 5219 | | | | | | | | | | | | | | | | | | | | | |
| | | flip-forward seat | | | | | | | | | | | | | | | | | | | | | | | | | | | | | | | | | |
| 8029P | 2670 | 2790 | 2891 | 3008 | 3199 | 3375 | 3551 | 3705 | 3896 | 4076 | 4320 | 4665 | | | | | | | | | | | | | | | | | | | | | | | |
| with arm patches | | | | | | | | | | | | | | | | | | | | | | | | | | | | | | | | | | | |
| 8029PF | 2845 | 2989 | 3111 | 3251 | 3479 | 3691 | 3903 | 4087 | 4317 | 4533 | 4825 | 5239 | | | | | | | | | | | | | | | | | | | | | | | |
| with arm patches + flip-forward seat | | | | | | | | | | | | | | | | | | | | | | | | | | | | | | | | | | | |
| 8029PH | 2700 | 2820 | 2921 | 3038 | 3229 | 3405 | 3581 | 3735 | 3926 | 4106 | 4350 | 4695 | | | | | | | | | | | | | | | | | | | | | | | |
| with arm + head patches | | | | | | | | | | | | | | | | | | | | | | | | | | | | | | | | | | | |
| 8029PHF | 2875 | 3019 | 3141 | 3281 | 3509 | 3721 | 3933 | 4117 | 4347 | 4563 | 4855 | 5269 | | | | | | | | | | | | | | | | | | | | | | | |
| with arm + head patches + flip-forward seat | | | | | | | | | | | | | | | | | | | | | | | | | | | | | | | | | | | |
| OVERALL DIMENSIONS | | | SEAT DIMENSIONS | | | BACK DIMENSIONS | | | | | | | | | | | | | | | | | | | | | | | | | | | | | |
| | | | W | D | H | W | D | H | W | | H | | | | | | | | | | | | | | | | | | | | | | | | |
| IN | 29 | 31.5 | 44.5 | 21.5 | 20 | 17 | 21 | 27.5 | | | | | | | | | | | | | | | | | | | | | | | | | | | |
| MM | 737 | 800 | 1130 | 546 | 508 | 432 | 533 | 699 | | | | | | | | | | | | | | | | | | | | | | | | | | | |
| RTA 00 | | | 1 per carton | | | | | | | | | | | | | | | | | | | | | | | | | | | | | | | | |

| DESCRIPTION | FEATURES | MODEL # | STANDARD TEXTILE GRADES | | | | | | | | | | | | | | | | | | | | | | | | | | | | | | | | |
|---|--|-------------------|-------------------------|----------|-------------|------------------------|----------|--------------|----------|----------|--------------|----------|----------|---------------|----------|----------|---------------|-----------|----------|----------------|-----------|----------|-------------|------|------|------|------|------|------|------|------|------|------|------|------|
| | | | 1 | 2 | 3 | 4 | 5 | 6 | 7 | 8 | 9 | 10 | 11 | 12 | | | | | | | | | | | | | | | | | | | | | |
|   High Back Lounge Chair w/Wood Swivel Base COM: 3.75 YD 3.43 M Unit weight: 47 LB 21.4 KG Carton weight: 57 LB 25.85 KG Carton volume: 28.25 FT³ 0.79 MT³ | sealed seam upcharges <table border="1"> <thead> <tr> <th></th> <th>(S2)</th> <th>(SE)</th> </tr> </thead> <tbody> <tr> <td>8037</td> <td>Add \$76</td> <td>Add \$29</td> </tr> <tr> <td>8037F</td> <td>Add \$76</td> <td>Add \$44</td> </tr> <tr> <td>8037P</td> <td>Add \$93</td> <td>Add \$29</td> </tr> <tr> <td>8037PF</td> <td>Add \$93</td> <td>Add \$44</td> </tr> <tr> <td>8037PH</td> <td>Add \$112</td> <td>Add \$29</td> </tr> <tr> <td>8037PHF</td> <td>Add \$112</td> <td>Add \$44</td> </tr> </tbody> </table> | | (S2) | (SE) | 8037 | Add \$76 | Add \$29 | 8037F | Add \$76 | Add \$44 | 8037P | Add \$93 | Add \$29 | 8037PF | Add \$93 | Add \$44 | 8037PH | Add \$112 | Add \$29 | 8037PHF | Add \$112 | Add \$44 | 8037 | 2650 | 2770 | 2871 | 2988 | 3179 | 3355 | 3531 | 3685 | 3876 | 4056 | 4300 | 4645 |
| | | | (S2) | (SE) | | | | | | | | | | | | | | | | | | | | | | | | | | | | | | | |
| | | 8037 | Add \$76 | Add \$29 | | | | | | | | | | | | | | | | | | | | | | | | | | | | | | | |
| | | 8037F | Add \$76 | Add \$44 | | | | | | | | | | | | | | | | | | | | | | | | | | | | | | | |
| | | 8037P | Add \$93 | Add \$29 | | | | | | | | | | | | | | | | | | | | | | | | | | | | | | | |
| | | 8037PF | Add \$93 | Add \$44 | | | | | | | | | | | | | | | | | | | | | | | | | | | | | | | |
| | | 8037PH | Add \$112 | Add \$29 | | | | | | | | | | | | | | | | | | | | | | | | | | | | | | | |
| | | 8037PHF | Add \$112 | Add \$44 | | | | | | | | | | | | | | | | | | | | | | | | | | | | | | | |
| | | 8037F | 2825 | 2969 | 3091 | 3231 | 3459 | 3671 | 3883 | 4067 | 4297 | 4513 | 4805 | 5219 | | | | | | | | | | | | | | | | | | | | | |
| | | flip-forward seat | | | | | | | | | | | | | | | | | | | | | | | | | | | | | | | | | |
| 8037P | 2670 | 2790 | 2891 | 3008 | 3199 | 3375 | 3551 | 3705 | 3896 | 4076 | 4320 | 4665 | | | | | | | | | | | | | | | | | | | | | | | |
| with arm patches | | | | | | | | | | | | | | | | | | | | | | | | | | | | | | | | | | | |
| 8037PF | 2845 | 2989 | 3111 | 3251 | 3479 | 3691 | 3903 | 4087 | 4317 | 4533 | 4825 | 5239 | | | | | | | | | | | | | | | | | | | | | | | |
| with arm patches + flip-forward seat | | | | | | | | | | | | | | | | | | | | | | | | | | | | | | | | | | | |
| 8037PH | 2700 | 2820 | 2921 | 3038 | 3229 | 3405 | 3581 | 3735 | 3926 | 4106 | 4350 | 4695 | | | | | | | | | | | | | | | | | | | | | | | |
| with arm + head patches | | | | | | | | | | | | | | | | | | | | | | | | | | | | | | | | | | | |
| 8037PHF | 2875 | 3019 | 3141 | 3281 | 3509 | 3721 | 3933 | 4117 | 4347 | 4563 | 4855 | 5269 | | | | | | | | | | | | | | | | | | | | | | | |
| with arm + head patches + flip-forward seat | | | | | | | | | | | | | | | | | | | | | | | | | | | | | | | | | | | |
| OVERALL DIMENSIONS | | | SEAT DIMENSIONS | | | BACK DIMENSIONS | | | | | | | | | | | | | | | | | | | | | | | | | | | | | |
| | | | W | D | H | W | D | H | W | | H | | | | | | | | | | | | | | | | | | | | | | | | |
| IN | 29 | 31.5 | 44.5 | 21.5 | 20 | 17 | 21 | 27.5 | | | | | | | | | | | | | | | | | | | | | | | | | | | |
| MM | 737 | 800 | 1130 | 546 | 508 | 432 | 533 | 699 | | | | | | | | | | | | | | | | | | | | | | | | | | | |
| RTA 00 | | | 1 per carton | | | | | | | | | | | | | | | | | | | | | | | | | | | | | | | | |

| DESCRIPTION | FEATURES | MODEL # | STANDARD TEXTILE GRADES | | | | | | | | | | | | | | | | | | | | | | | | | | | | | | | | |
|---|--|-------------------|-------------------------|----------|-------------|------------------------|----------|--------------|----------|----------|--------------|----------|----------|---------------|----------|----------|---------------|-----------|----------|----------------|-----------|----------|-------------|------|------|------|------|------|------|------|------|------|------|------|------|
| | | | 1 | 2 | 3 | 4 | 5 | 6 | 7 | 8 | 9 | 10 | 11 | 12 | | | | | | | | | | | | | | | | | | | | | |
|   High Back Lounge Chair w/Chrome Swivel Base COM: 3.75 YD 3.43 M Unit weight: 53 LB 24.1 KG Carton weight: 63 LB 28.58 KG Carton volume: 28.25 FT³ 0.79 MT³ | sealed seam upcharges <table border="1"> <thead> <tr> <th></th> <th>(S2)</th> <th>(SE)</th> </tr> </thead> <tbody> <tr> <td>8038</td> <td>Add \$76</td> <td>Add \$29</td> </tr> <tr> <td>8038F</td> <td>Add \$76</td> <td>Add \$44</td> </tr> <tr> <td>8038P</td> <td>Add \$93</td> <td>Add \$29</td> </tr> <tr> <td>8038PF</td> <td>Add \$93</td> <td>Add \$44</td> </tr> <tr> <td>8038PH</td> <td>Add \$112</td> <td>Add \$29</td> </tr> <tr> <td>8038PHF</td> <td>Add \$112</td> <td>Add \$44</td> </tr> </tbody> </table> | | (S2) | (SE) | 8038 | Add \$76 | Add \$29 | 8038F | Add \$76 | Add \$44 | 8038P | Add \$93 | Add \$29 | 8038PF | Add \$93 | Add \$44 | 8038PH | Add \$112 | Add \$29 | 8038PHF | Add \$112 | Add \$44 | 8038 | 2666 | 2786 | 2887 | 3004 | 3195 | 3371 | 3547 | 3701 | 3892 | 4072 | 4316 | 4661 |
| | | | (S2) | (SE) | | | | | | | | | | | | | | | | | | | | | | | | | | | | | | | |
| | | 8038 | Add \$76 | Add \$29 | | | | | | | | | | | | | | | | | | | | | | | | | | | | | | | |
| | | 8038F | Add \$76 | Add \$44 | | | | | | | | | | | | | | | | | | | | | | | | | | | | | | | |
| | | 8038P | Add \$93 | Add \$29 | | | | | | | | | | | | | | | | | | | | | | | | | | | | | | | |
| | | 8038PF | Add \$93 | Add \$44 | | | | | | | | | | | | | | | | | | | | | | | | | | | | | | | |
| | | 8038PH | Add \$112 | Add \$29 | | | | | | | | | | | | | | | | | | | | | | | | | | | | | | | |
| | | 8038PHF | Add \$112 | Add \$44 | | | | | | | | | | | | | | | | | | | | | | | | | | | | | | | |
| | | 8038F | 2841 | 2985 | 3107 | 3247 | 3475 | 3687 | 3899 | 4083 | 4313 | 4529 | 4821 | 5235 | | | | | | | | | | | | | | | | | | | | | |
| | | flip-forward seat | | | | | | | | | | | | | | | | | | | | | | | | | | | | | | | | | |
| 8038P | 2686 | 2806 | 2907 | 3024 | 3215 | 3391 | 3567 | 3721 | 3912 | 4092 | 4336 | 4681 | | | | | | | | | | | | | | | | | | | | | | | |
| with arm patches | | | | | | | | | | | | | | | | | | | | | | | | | | | | | | | | | | | |
| 8038PF | 2861 | 3005 | 3127 | 3267 | 3495 | 3707 | 3919 | 4103 | 4333 | 4549 | 4841 | 5255 | | | | | | | | | | | | | | | | | | | | | | | |
| with arm patches + flip-forward seat | | | | | | | | | | | | | | | | | | | | | | | | | | | | | | | | | | | |
| 8038PH | 2716 | 2836 | 2937 | 3054 | 3245 | 3421 | 3597 | 3751 | 3942 | 4122 | 4366 | 4711 | | | | | | | | | | | | | | | | | | | | | | | |
| with arm + head patches | | | | | | | | | | | | | | | | | | | | | | | | | | | | | | | | | | | |
| 8038PHF | 2891 | 3035 | 3157 | 3297 | 3525 | 3737 | 3949 | 4133 | 4363 | 4579 | 4871 | 5285 | | | | | | | | | | | | | | | | | | | | | | | |
| with arm + head patches + flip-forward seat | | | | | | | | | | | | | | | | | | | | | | | | | | | | | | | | | | | |
| OVERALL DIMENSIONS | | | SEAT DIMENSIONS | | | BACK DIMENSIONS | | | | | | | | | | | | | | | | | | | | | | | | | | | | | |
| | | | W | D | H | W | D | H | W | | H | | | | | | | | | | | | | | | | | | | | | | | | |
| IN | 29 | 31.5 | 44.5 | 21.5 | 20 | 17 | 21 | 27.5 | | | | | | | | | | | | | | | | | | | | | | | | | | | |
| MM | 737 | 800 | 1130 | 546 | 508 | 432 | 533 | 699 | | | | | | | | | | | | | | | | | | | | | | | | | | | |
| RTA 00 | | | 1 per carton | | | | | | | | | | | | | | | | | | | | | | | | | | | | | | | | |

DESCRIPTION FEATURES MODEL # STANDARD TEXTILE GRADES



Counter Stool w/Sled Base
 COM: 1.5 YD | 1.37 M
 Unit weight: 23.5 LB | 10.7 KG
 Carton weight: 30 LB | 13.61 KG
 Carton volume: 9 FT³ | 0.25 MT³

| | | |
|-----------------------|----------|----------|
| sealed seam upcharges | (S2) | (SE) |
| 8051 | Add \$26 | Add \$17 |

| | 1 | 2 | 3 | 4 | 5 | 6 | 7 | 8 | 9 | 10 | 11 | 12 |
|-------------|------|------|------|------|------|------|------|------|------|------|------|------|
| 8051 | 1135 | 1183 | 1224 | 1270 | 1347 | 1417 | 1488 | 1549 | 1626 | 1698 | 1795 | 1933 |

| OVERALL DIMENSIONS | | | SEAT DIMENSIONS | | | BACK DIMENSIONS | | |
|--------------------|---|---|-----------------|---|---|-----------------|---|--|
| W | D | H | W | D | H | W | H | |

| | | | | | | | | |
|----|-------|-----|------|------|-------|------|------|-----|
| IN | 19.25 | 19 | 34.5 | 15.5 | 15.75 | 24.5 | 12.5 | 10 |
| MM | 489 | 483 | 876 | 394 | 400 | 622 | 318 | 254 |

RTA 00 1 per carton



Counter Stool w/Four-Legged Wood Base
 COM: 1.5 YD | 1.37 M
 Unit weight: 22 LB | 10 KG
 Carton weight: 28 LB | 12.7 KG
 Carton volume: 9 FT³ | 0.25 MT³

| | | |
|-----------------------|----------|----------|
| sealed seam upcharges | (S2) | (SE) |
| 8052 | Add \$26 | Add \$17 |

| | 1 | 2 | 3 | 4 | 5 | 6 | 7 | 8 | 9 | 10 | 11 | 12 |
|-------------|------|------|------|------|------|------|------|------|------|------|------|------|
| 8052 | 1685 | 1733 | 1774 | 1820 | 1897 | 1967 | 2038 | 2099 | 2176 | 2248 | 2345 | 2483 |

| OVERALL DIMENSIONS | | | SEAT DIMENSIONS | | | BACK DIMENSIONS | | |
|--------------------|---|---|-----------------|---|---|-----------------|---|--|
| W | D | H | W | D | H | W | H | |

| | | | | | | | | |
|----|-------|-----|------|------|-------|------|------|-----|
| IN | 19.25 | 19 | 34.5 | 15.5 | 15.75 | 24.5 | 12.5 | 10 |
| MM | 489 | 483 | 876 | 394 | 400 | 622 | 318 | 254 |

RTA 00 1 per carton



Counter Stool w/Chrome Swivel Base
 COM: 1.5 YD | 1.37 M
 Unit weight: 36.5 LB | 16.6 KG
 Carton weight: 43 LB | 19.5 KG
 Carton volume: 11.5 FT³ | 0.32 MT³

| | | |
|-----------------------|----------|----------|
| sealed seam upcharges | (S2) | (SE) |
| 8053 | Add \$26 | Add \$17 |

| | 1 | 2 | 3 | 4 | 5 | 6 | 7 | 8 | 9 | 10 | 11 | 12 |
|-------------|------|------|------|------|------|------|------|------|------|------|------|------|
| 8053 | 2185 | 2233 | 2274 | 2320 | 2397 | 2467 | 2538 | 2599 | 2676 | 2748 | 2845 | 2983 |

| OVERALL DIMENSIONS | | | SEAT DIMENSIONS | | | BACK DIMENSIONS | | |
|--------------------|---|---|-----------------|---|---|-----------------|---|--|
| W | D | H | W | D | H | W | H | |

| | | | | | | | | |
|----|-------|-----|------|------|-------|------|------|-----|
| IN | 19.25 | 20 | 34.5 | 15.5 | 15.75 | 24.5 | 12.5 | 10 |
| MM | 489 | 508 | 876 | 394 | 400 | 622 | 318 | 254 |

RTA 00 1 per carton



Bar Stool w/Sled Base
 COM: 1.5 YD | 1.37 M
 Unit weight: 25 LB | 11.4 KG
 Carton weight: 33 LB | 14.97 KG
 Carton volume: 11 FT³ | 0.31 MT³

| | | |
|-----------------------|----------|----------|
| sealed seam upcharges | (S2) | (SE) |
| 8054 | Add \$26 | Add \$17 |

| | 1 | 2 | 3 | 4 | 5 | 6 | 7 | 8 | 9 | 10 | 11 | 12 |
|-------------|------|------|------|------|------|------|------|------|------|------|------|------|
| 8054 | 1210 | 1258 | 1299 | 1345 | 1422 | 1492 | 1563 | 1624 | 1701 | 1773 | 1870 | 2008 |

| OVERALL DIMENSIONS | | | SEAT DIMENSIONS | | | BACK DIMENSIONS | | |
|--------------------|---|---|-----------------|---|---|-----------------|---|--|
| W | D | H | W | D | H | W | H | |

| | | | | | | | | |
|----|-------|-----|------|------|-------|------|------|-----|
| IN | 19.25 | 20 | 40 | 15.5 | 15.75 | 29.5 | 12.5 | 10 |
| MM | 489 | 508 | 1016 | 394 | 400 | 749 | 318 | 254 |

RTA 00 1 per carton



Bar Stool w/Four-Legged Wood Base
 COM: 1.5 YD | 1.37 M
 Unit weight: 22.5 LB | 10.2 KG
 Carton weight: 30 LB | 13.61 KG
 Carton volume: 11 FT³ | 0.31 MT³

| | | |
|-----------------------|----------|----------|
| sealed seam upcharges | (S2) | (SE) |
| 8055 | Add \$26 | Add \$17 |

| | 1 | 2 | 3 | 4 | 5 | 6 | 7 | 8 | 9 | 10 | 11 | 12 |
|-------------|------|------|------|------|------|------|------|------|------|------|------|------|
| 8055 | 1760 | 1808 | 1849 | 1895 | 1972 | 2042 | 2113 | 2174 | 2251 | 2323 | 2420 | 2558 |

| OVERALL DIMENSIONS | | | SEAT DIMENSIONS | | | BACK DIMENSIONS | | |
|--------------------|---|---|-----------------|---|---|-----------------|---|--|
| W | D | H | W | D | H | W | H | |

| | | | | | | | | |
|----|-------|-----|------|------|-------|------|------|-----|
| IN | 19.25 | 20 | 40 | 15.5 | 15.75 | 29.5 | 12.5 | 10 |
| MM | 489 | 508 | 1016 | 394 | 400 | 749 | 318 | 254 |

RTA 00 1 per carton



Bar Stool w/Chrome Swivel Base
 COM: 1.5 YD | 1.37 M
 Unit weight: 38 LB | 17.3 KG
 Carton weight: 45.5 LB | 20.64 KG
 Carton volume: 13.25 FT³ | 0.37 MT³

| | | |
|-----------------------|----------|----------|
| sealed seam upcharges | (S2) | (SE) |
| 8056 | Add \$26 | Add \$17 |

| | 1 | 2 | 3 | 4 | 5 | 6 | 7 | 8 | 9 | 10 | 11 | 12 |
|-------------|------|------|------|------|------|------|------|------|------|------|------|------|
| 8056 | 2260 | 2308 | 2349 | 2395 | 2472 | 2542 | 2613 | 2674 | 2751 | 2823 | 2920 | 3058 |

| OVERALL DIMENSIONS | | | SEAT DIMENSIONS | | | BACK DIMENSIONS | | |
|--------------------|---|---|-----------------|---|---|-----------------|---|--|
| W | D | H | W | D | H | W | H | |

| | | | | | | | | |
|----|-------|-----|------|------|-------|------|------|-----|
| IN | 19.25 | 20 | 40 | 15.5 | 15.75 | 29.5 | 12.5 | 10 |
| MM | 489 | 508 | 1016 | 394 | 400 | 749 | 318 | 254 |

RTA 00 1 per carton

DRIFT TABLES



model 8041R2616C



model 8042SQ2816I



model 8042SQ2816WSF

Drift Seating



For Drift seating, please see page 258.

| DRIFT TABLE FINISHES COORDINATION CHART | | | |
|--|--------------------|--|----------------|
| TFL/HPL TOP FINISH | | COORDINATING WOOD BASE FINISH | |
| ACJ | Absolute Acajou | AAM | Absolute |
| | | MWM | Medium Walnut |
| ASN | Asian Night | ASM | Night |
| AWC | Avant Cherry | ACM | Cherry |
| AWH | Avant Honey | AHM | Honey |
| BLK | Black | BKM | Black |
| CMB | Clear Maple | AVM | Maple |
| DES | Dark Espresso | ECM | Espresso Cafe |
| DWT | Designer White | WHM | White |
| NBL | Noce Biondo | NBM | Noce Biondo |
| NEL | Noce Leggero | NEM | Noce Leggero |
| NGL | Noce Grigio | NGM | Noce Grigio |
| NML | Noce Medio | NMM | Noce Medio |
| QTM | Quartered Mahogany | TMM | Mahogany |
| WCR | Winter Cherry | WCM | Winter Cherry |
| WHC | White Chocolate | WTM | WC Cream |
| WHE | Walnut Heights | NLW | Natural Walnut |
| TFL/HPL TOP FINISHES WITH NO COORDINATING WOOD BASE FINISHES | | WOOD BASE FINISHES WITH NO COORDINATING HPL TOP FINISHES | |
| BRC** | Brushed Cobalt | EOM | English Oak |
| FAS** | Fashionista | NLW | Natural Walnut |
| FCL** | First Class | SKM | Shaker Cherry |
| SBY** | Sheer Beauty | | |
| SOG** | Storm Grey | | |

**Chrome base models are available for all TFL/HPL top finishes

STANDARD FEATURES

- Tables are available in three shapes, multiple sizes, two edge styles and three top materials. All offer three base options: sled, four-legged wood and a polished chrome base.
- Table bases are fixed and do not swivel.
- Sled bases are available in two heights.
- Wood bases are made from beechwood and are available in all standard wood finishes.
- Sled bases are standard in paint and optionally available in Chrome. See upcharges.
- Chrome bases are available in polished chrome only.
- Table tops are available in either laminate or solid surface.
- Laminate flat edge tops are available in either a 1" thick thermally fused laminate (TFL) with 2mm edgeband or 1-1/16" thick high pressure laminate (HPL) with 2mm edgeband (see upcharge).
- Laminate knife edge tops are only available in 1-3/16" thick high pressure laminate (HPL) with 2.5mm edgeband.
- Solid surface tops are 1.25" thick, available with flat or knife edge tops.
- Polished chrome bases are equipped with White non-marking polycarbonate glides that are suitable for most hard and carpeted floor surfaces.
- Tables are shipped fully assembled.

Please specify based on the following criteria:

- **Model number** (suffix determines edge detail)
 - sled base models
 - _____ **I** laminate flat edge
 - _____ **K** laminate knife edge
 - _____ **SF** solid surface flat edge
 - _____ **SK** solid surface knife edge
 - polished chrome base models
 - _____ **C** laminate flat edge
 - _____ **CK** laminate knife edge
 - _____ **CSF** solid surface flat edge
 - _____ **CSK** solid surface knife edge
 - four-legged wood base models
 - _____ **W** laminate flat edge
 - _____ **WK** laminate knife edge
 - _____ **WSF** solid surface flat edge
 - _____ **WSK** solid surface knife edge

• Top details

LAMINATE

Surface type (laminate flat edge tables only)
(TFL) Thermally fused laminate
(HPL) High pressure laminate

Top finish (see model for HPL upcharges)

- | | |
|------------------------------|---------------------------------|
| (ACJ) Absolute Acajou | (FCL) First Class |
| (ASN) Asian Night | (NBL) Noce Biondo |
| (AWC) Avant Cherry | (NGL) Noce Grigio |
| (AWH) Avant Honey | (NEL) Noce Leggero |
| (BLK) Black | (NML) Noce Medio |
| (BZD) Blizzard | (QTM) Quartered Mahogany |
| (BRC) Brushed Cobalt | (SBY) Sheer Beauty |
| (CMB) Clear Maple | (SDT) Stonedust |
| (CGY) Custom Grey | (SOG) Storm Grey |
| (DES) Dark Espresso | (WHE) Walnut Heights |
| (DWT) Designer White | (WHC) White Chocolate |
| (FAS) Fashionista | (WCR) Winter Cherry |

SOLID SURFACE

Top finish (see model for grade 2 upcharges)

- (SWH)** Designer White - grade 1
- (SBT)** Beige Tempest - grade 2
- (SBX)** Black Onyx Mirage - grade 2
- (SFW)** Frosty White Mirage - grade 2
- (SHS)** Hot Stone - grade 2
- (SMG)** Milk Glass Spectra - grade 2
- (SNM)** Northern Melange - grade 2

• Base finish

SLED BASE

For leg frame finish options, please see page 374. Upcharges apply for the following plated finish:

(CHM) Chrome. Add \$33.

WOOD BASE (see coordination chart)

- | | |
|----------------------------|-----------------------------|
| (AAM) Absolute | (NLW) Natural Walnut |
| (BKM) Black | (ASM) Night |
| (ACM) Cherry | (NBM) Noce Biondo |
| (EOM) English Oak | (NGM) Noce Grigio |
| (ECM) Espresso Cafe | (NEM) Noce Leggero |
| (TFM) Fruitwood | (NMM) Noce Medio |
| (HGM) Gray | (SKM) Shaker Cherry |
| (AHM) Honey | (TWM) Walnut |
| (TMM) Mahogany | (WTM) WC Cream |
| (AVM) Maple | (WHM) White |
| (MWM) Medium Walnut | (WCM) Winter Cherry |

POLISHED CHROME BASE

(CHM) Chrome.

• Glide type

SLED BASE GLIDES

- (CG)** clear polycarbonate glides for most surfaces (standard)
- (XG)** no glides (carpeted surface)
- (SG)** steel cushioned glides for carpeted surfaces. Add \$19.
- (RG)** rubber glides for most hard floor surfaces. Add \$19.
- (FG)** felt glides for most hard floor surfaces. Add \$19.

WOOD BASE GLIDES

- (NM)** White non-marking nylon for most surfaces (standard)
- (SG)** steel cushioned glides for carpeted surfaces. Add \$17.
- (RG)** non-slip rubber glides for most hard floor surfaces. Add \$22.
- (FG)** felt glides for most hard floor surfaces. Add \$22.

Please note that these finishes are coordinating and not exact matches. Please reach out to your Global Sales representative for physical samples of finishes prior to ordering.

| DESCRIPTION | MODEL # | DIMENSIONS | WT/LB. | CUBIC FT. | LIST PRICE | HP ADD | GRADE 2+ |
|-------------|---------|------------|--------|-----------|------------|--------|----------|
|-------------|---------|------------|--------|-----------|------------|--------|----------|



Round Table w/Polished Chrome Four Star Base

Laminate Flat Edge

| | W x D x H | | | | | | |
|------------|--------------|----|-------|-------|-------|-----|--|
| 8041R2616C | 26 x 26 x 16 | 30 | 10.75 | \$865 | \$91 | N/A | |
| 8041R3016C | 30 x 30 x 16 | 34 | 13 | \$898 | \$108 | N/A | |

Laminate Knife Edge

| | | | | | | | |
|-------------|--------------|----|-------|--------|-----|-----|--|
| 8041R2616CK | 26 x 26 x 16 | 30 | 10.75 | \$1504 | N/A | N/A | |
| 8041R3016CK | 30 x 30 x 16 | 34 | 13 | \$1697 | N/A | N/A | |

Solid Surface Flat Edge

| | | | | | | | |
|--------------|--------------|------|-------|--------|-----|-------|--|
| 8041R2616CSF | 26 x 26 x 16 | 43 | 10.75 | \$2789 | N/A | \$171 | |
| 8041R3016CSF | 30 x 30 x 16 | 51.5 | 13 | \$2982 | N/A | \$235 | |

Solid Surface Knife Edge

| | | | | | | | |
|--------------|--------------|------|-------|--------|-----|-------|--|
| 8041R2616CSK | 26 x 26 x 16 | 43 | 10.75 | \$2847 | N/A | \$183 | |
| 8041R3016CSK | 30 x 30 x 16 | 51.5 | 13 | \$3070 | N/A | \$253 | |

Finished height will vary depending on material top. Shipped fully assembled in 1 carton.



Round Table w/Sled Base

Laminate Flat Edge

| | | | | | | | |
|------------|--------------|----|-------|-------|-------|-----|--|
| 8041R2616I | 26 x 26 x 16 | 28 | 10.25 | \$489 | \$91 | N/A | |
| 8041R3016I | 30 x 30 x 16 | 33 | 13 | \$522 | \$108 | N/A | |
| 8041R2120I | 21 x 21 x 20 | 23 | 8.75 | \$487 | \$89 | N/A | |

Laminate Knife Edge

| | | | | | | | |
|-------------|--------------|----|-------|--------|-----|-----|--|
| 8041R2616IK | 26 x 26 x 16 | 28 | 10.25 | \$1128 | N/A | N/A | |
| 8041R3016IK | 30 x 30 x 16 | 33 | 13 | \$1321 | N/A | N/A | |
| 8041R2120IK | 21 x 21 x 20 | 23 | 8.75 | \$941 | N/A | N/A | |

Solid Surface Flat Edge

| | | | | | | | |
|--------------|--------------|------|-------|--------|-----|-------|--|
| 8041R2616ISF | 26 x 26 x 16 | 41 | 10.25 | \$2413 | N/A | \$171 | |
| 8041R3016ISF | 30 x 30 x 16 | 50 | 13 | \$2606 | N/A | \$235 | |
| 8041R2120ISF | 21 x 21 x 20 | 31.5 | 8.75 | \$2263 | N/A | \$118 | |

Solid Surface Knife Edge

| | | | | | | | |
|--------------|--------------|------|-------|--------|-----|-------|--|
| 8041R2616ISK | 26 x 26 x 16 | 41 | 10.25 | \$2471 | N/A | \$183 | |
| 8041R3016ISK | 30 x 30 x 16 | 50 | 13 | \$2694 | N/A | \$253 | |
| 8041R2120ISK | 21 x 21 x 20 | 31.5 | 8.75 | \$2369 | N/A | \$123 | |

Finished height will vary depending on material top. Shipped fully assembled in 1 carton.



Round Table w/Wood Four Star Base

Laminate Flat Edge

| | | | | | | | |
|------------|--------------|----|-------|--------|-------|-----|--|
| 8041R2616W | 26 x 26 x 16 | 24 | 10.75 | \$975 | \$91 | N/A | |
| 8041R3016W | 30 x 30 x 16 | 29 | 13 | \$1008 | \$108 | N/A | |

Laminate Knife Edge

| | | | | | | | |
|-------------|--------------|----|-------|--------|-----|-----|--|
| 8041R2616WK | 26 x 26 x 16 | 24 | 10.75 | \$1614 | N/A | N/A | |
| 8041R3016WK | 30 x 30 x 16 | 29 | 13 | \$1807 | N/A | N/A | |

Solid Surface Flat Edge

| | | | | | | | |
|--------------|--------------|------|-------|--------|-----|-------|--|
| 8041R2616WSF | 26 x 26 x 16 | 37.5 | 10.75 | \$2899 | N/A | \$171 | |
| 8041R3016WSF | 30 x 30 x 16 | 46.5 | 13 | \$3092 | N/A | \$235 | |

Solid Surface Knife Edge

| | | | | | | | |
|--------------|--------------|------|-------|--------|-----|-------|--|
| 8041R2616WSK | 26 x 26 x 16 | 37.5 | 10.75 | \$2957 | N/A | \$183 | |
| 8041R3016WSK | 30 x 30 x 16 | 46.5 | 13 | \$3180 | N/A | \$253 | |

Finished height will vary depending on material top. Shipped fully assembled in 1 carton.

| DESCRIPTION | MODEL # | DIMENSIONS | WT/LB. | CUBIC FT. | LIST PRICE | HP ADD | GRADE 2+ |
|-------------|---------|------------|--------|-----------|------------|--------|----------|
|-------------|---------|------------|--------|-----------|------------|--------|----------|



Square Table w/Polished Chrome Four Star Base

| | | W x D x H | | | | | |
|---------------------------------|--|--------------------|------|------|--------|-------|-------|
| Laminate Flat Edge | | | | | | | |
| 8042SQ2216C | | 22.75 x 22.75 x 16 | 29 | 7.75 | \$865 | \$91 | N/A |
| 8042SQ2816C | | 28.5 x 28.5 x 16 | 36 | 11.5 | \$898 | \$108 | N/A |
| Laminate Knife Edge | | | | | | | |
| 8042SQ2216CK | | 22.75 x 22.75 x 16 | 29 | 7.75 | \$1300 | N/A | N/A |
| 8042SQ2816CK | | 28.5 x 28.5 x 16 | 36 | 11.5 | \$1493 | N/A | N/A |
| Solid Surface Flat Edge | | | | | | | |
| 8042SQ2216CSF | | 22.75 x 22.75 x 16 | 34 | 7.75 | \$2488 | N/A | \$147 |
| 8042SQ2816CSF | | 28.5 x 28.5 x 16 | 48.5 | 11.5 | \$2832 | N/A | \$235 |
| Solid Surface Knife Edge | | | | | | | |
| 8042SQ2216CSK | | 22.75 x 22.75 x 16 | 34 | 7.75 | \$2847 | N/A | \$176 |
| 8042SQ2816CSK | | 28.5 x 28.5 x 16 | 48.5 | 11.5 | \$3421 | N/A | \$265 |

Finished height will vary depending on material top. Shipped fully assembled in 1 carton.



Square Table w/Sled Base

| | | | | | | | |
|---------------------------------|--|------------------|------|-------|--------|-------|-------|
| Laminate Flat Edge | | | | | | | |
| 8042SQ2216I | | 22.5 x 22.5 x 16 | 27 | 8 | \$489 | \$91 | N/A |
| 8042SQ2816I | | 28.5 x 28.5 x 16 | 35 | 11.75 | \$522 | \$108 | N/A |
| 8042SQ1920I | | 19.5 x 19.5 x 20 | 23.5 | 7.75 | \$487 | \$89 | N/A |
| Laminate Knife Edge | | | | | | | |
| 8042SQ2216IK | | 22.5 x 22.5 x 16 | 27 | 8 | \$924 | N/A | N/A |
| 8042SQ2816IK | | 28.5 x 28.5 x 16 | 35 | 11.75 | \$1117 | N/A | N/A |
| 8042SQ1920IK | | 19.5 x 19.5 x 20 | 23.5 | 7.75 | \$881 | N/A | N/A |
| Solid Surface Flat Edge | | | | | | | |
| 8042SQ2216ISF | | 22.5 x 22.5 x 16 | 32.5 | 8 | \$2112 | N/A | \$147 |
| 8042SQ2816ISF | | 28.5 x 28.5 x 16 | 53.5 | 11.75 | \$2456 | N/A | \$235 |
| 8042SQ1920ISF | | 19.5 x 19.5 x 20 | 31.5 | 7.75 | \$2017 | N/A | \$123 |
| Solid Surface Knife Edge | | | | | | | |
| 8042SQ2216ISK | | 22.5 x 22.5 x 16 | 32.5 | 8 | \$2471 | N/A | \$176 |
| 8042SQ2816ISK | | 28.5 x 28.5 x 16 | 53.5 | 11.75 | \$3045 | N/A | \$265 |
| 8042SQ1920ISK | | 19.5 x 19.5 x 20 | 31.5 | 7.75 | \$2369 | N/A | \$130 |

Finished height will vary depending on material top. Shipped fully assembled in 1 carton.



Square Table w/Wood Four Star Base

| | | | | | | | |
|---------------------------------|--|--------------------|----|------|--------|-------|-------|
| Laminate Flat Edge | | | | | | | |
| 8042SQ2216W | | 22.75 x 22.75 x 16 | 23 | 7.75 | \$975 | \$91 | N/A |
| 8042SQ2816W | | 28.5 x 28.5 x 16 | 30 | 11.5 | \$1008 | \$108 | N/A |
| Laminate Knife Edge | | | | | | | |
| 8042SQ2216WK | | 22.75 x 22.75 x 16 | 23 | 7.75 | \$1410 | N/A | N/A |
| 8042SQ2816WK | | 28.5 x 28.5 x 16 | 30 | 11.5 | \$1603 | N/A | N/A |
| Solid Surface Flat Edge | | | | | | | |
| 8042SQ2216WSF | | 22.75 x 22.75 x 16 | 29 | 7.75 | \$2598 | N/A | \$147 |
| 8042SQ2816WSF | | 28.5 x 28.5 x 16 | 50 | 11.5 | \$2942 | N/A | \$235 |
| Solid Surface Knife Edge | | | | | | | |
| 8042SQ2216WSK | | 22.75 x 22.75 x 16 | 29 | 7.75 | \$2957 | N/A | \$176 |
| 8042SQ2816WSK | | 28.5 x 28.5 x 16 | 50 | 11.5 | \$3531 | N/A | \$265 |

Finished height will vary depending on material top. Shipped fully assembled in 1 carton.

| DESCRIPTION | MODEL # | DIMENSIONS | WT/LB. | CUBIC FT. | LIST PRICE | HP ADD | GRADE 2+ |
|-------------|---------|------------|--------|-----------|------------|--------|----------|
|-------------|---------|------------|--------|-----------|------------|--------|----------|



Oval Table w/Polished Chrome Four Star Base

| | | W x D x H | | | | | |
|---------------------------------|--------------|-----------|-------|--------|-------|-------|--|
| Laminate Flat Edge | | | | | | | |
| 80430V2616C | 26 x 22 x 16 | 30 | 9.25 | \$865 | \$91 | N/A | |
| 80430V3116C | 31 x 26 x 16 | 34 | 11.75 | \$898 | \$108 | N/A | |
| Laminate Knife Edge | | | | | | | |
| 80430V2616CK | 26 x 22 x 16 | 30 | 9.25 | \$1504 | N/A | N/A | |
| 80430V3116CK | 31 x 26 x 16 | 34 | 11.75 | \$1697 | N/A | N/A | |
| Solid Surface Flat Edge | | | | | | | |
| 80430V2616CSF | 26 x 22 x 16 | 41.5 | 9.25 | \$2789 | N/A | \$171 | |
| 80430V3116CSF | 31 x 26 x 16 | 51.5 | 11.75 | \$2982 | N/A | \$235 | |
| Solid Surface Knife Edge | | | | | | | |
| 80430V3116CSK | 31 x 26 x 16 | 51.5 | 11.75 | \$3070 | N/A | \$253 | |
| 80430V3116CSK | 31 x 26 x 16 | 51.5 | 11.75 | \$3070 | N/A | \$253 | |

Finished height will vary depending on material top. Shipped fully assembled in 1 carton.



Oval Table w/Sled Base

| | | | | | | | |
|---------------------------------|--------------|------|-------|--------|-------|-------|--|
| Laminate Flat Edge | | | | | | | |
| 80430V2616I | 22 x 26 x 16 | 28.5 | 8.75 | \$489 | \$91 | N/A | |
| 80430V3116I | 31 x 26 x 16 | 36 | 11.75 | \$522 | \$108 | N/A | |
| 80430V2220I | 18 x 22 x 20 | 28 | 10.75 | \$487 | \$89 | N/A | |
| Laminate Knife Edge | | | | | | | |
| 80430V2616IK | 22 x 26 x 16 | 28.5 | 8.75 | \$1128 | N/A | N/A | |
| 80430V3116IK | 31 x 26 x 16 | 36 | 11.75 | \$1321 | N/A | N/A | |
| 80430V2220IK | 18 x 22 x 20 | 28 | 10.75 | \$941 | N/A | N/A | |
| Solid Surface Flat Edge | | | | | | | |
| 80430V2616ISF | 22 x 26 x 16 | 34 | 8.75 | \$2413 | N/A | \$171 | |
| 80430V3116ISF | 31 x 26 x 16 | 50 | 11.75 | \$2606 | N/A | \$235 | |
| 80430V2220ISF | 18 x 22 x 20 | 32 | 10.75 | \$2263 | N/A | \$118 | |
| Solid Surface Knife Edge | | | | | | | |
| 80430V2616ISK | 22 x 26 x 16 | 38 | 8.75 | \$2471 | N/A | \$183 | |
| 80430V3116ISK | 31 x 26 x 16 | 50 | 11.75 | \$2694 | N/A | \$253 | |
| 80430V2220ISK | 18 x 22 x 20 | 32 | 10.75 | \$2369 | N/A | \$123 | |

Finished height will vary depending on material top. Shipped fully assembled in 1 carton.



Oval Table w/Wood Four Star Base

| | | | | | | | |
|---------------------------------|--------------|------|-------|--------|-------|-------|--|
| Laminate Flat Edge | | | | | | | |
| 80430V2616W | 26 x 22 x 16 | 24 | 9.25 | \$975 | \$91 | N/A | |
| 80430V3116W | 31 x 26 x 16 | 29 | 11.75 | \$1008 | \$108 | N/A | |
| Laminate Knife Edge | | | | | | | |
| 80430V2616WK | 26 x 22 x 16 | 24 | 9.25 | \$1614 | N/A | N/A | |
| 80430V3116WK | 31 x 26 x 16 | 29 | 11.75 | \$1807 | N/A | N/A | |
| Solid Surface Flat Edge | | | | | | | |
| 80430V2616WSF | 26 x 22 x 16 | 36.5 | 9.25 | \$2899 | N/A | \$171 | |
| 80430V3116WSF | 31 x 26 x 16 | 46.5 | 11.75 | \$3092 | N/A | \$235 | |
| Solid Surface Knife Edge | | | | | | | |
| 80430V3116WSK | 31 x 26 x 16 | 46.5 | 11.75 | \$3180 | N/A | \$253 | |
| 80430V3116WSK | 31 x 26 x 16 | 46.5 | 11.75 | \$3180 | N/A | \$253 | |

Finished height will vary depending on material top. Shipped fully assembled in 1 carton.

JEO



model 8434



model 8433-4



Optional quilted stitch back (Q)



model 8435-2224



model 8436-1530






Optional five prong base with glides (G)

STANDARD FEATURES



- Jeo is a contemporary, retro-inspired series with versatility for a variety of workplace applications.
- The tailored box styling functions well in lounge, conferencing, collaboration and side/guest environments.
- Three seating models: a swivel tilter with a five prong caster base, a swivel self-centering return with a stationary round pedestal base or a matching four legged arm chair.
- Model 8433-4 is standard with a five prong Black nylon base with carpet casters (CX).
- Model 8437 is standard with Black (TBL) four-legged frame.
- Jeo also offers two styles of matching pedestal base occasional tables with a round or square laminate top, available in two height sizes (15" and 22" high).
- Upholstery options: fabric, vinyl, leather or a combination of two or more materials. Vinyl and leather models may feature stitch detail across the seat and/or back cushions, if applicable. The upholstery surfaces are seamed together with tailored double stitch detailing.

OPTIONAL FEATURES

- Chairs are available with an optional quilted stitch back, specify (Q). Add \$131.
- Model 8433-4 has an optional five prong aluminum base, specify (PA). Add \$175.
- Optional five prong aluminum base with hard glides, specify (HG). Add \$49.
- Optional soft casters are available on the five prong base, specify (ID). Add \$21.
- Model 8434 round pedestal base available in Chrome (CHM) or Brushed Chrome (BCH), please specify.
- Model 8437 has an optional Tungsten (TTU) or Designer White (TDW) four-legged frame. No upcharge. For Chrome (CHM) or Brushed Chrome (BCH) finish, add \$175.
- Occasional tables are available in the following laminate finishes to coordinate with Global desking and wood seating: Absolute Acajou (ACJ), Asian Night (ASN), Avant Cherry (AWC), Avant Honey (AWH), Black (BLK), Blizzard (BZD), Brushed Cobalt (BRC), Clear Maple (CMB), Custom Grey (CGY), Dark Espresso (DES), Designer White (DWT), Fashionista (FAS), First Class (FCL), Noce Biondo (NBL), Noce Grigio (NGL), Noce Leggero (NEL), Noce Medio (NML), Quartered Mahogany (QTM), Sheer Beauty (SBY), Stonedust (SDT), Storm Grey (SOG), Walnut Heights (WHE), White Chocolate (WHC) and Winter Cherry (WCR). Please specify.

| DESCRIPTION | FEATURES | MODEL # | STANDARD TEXTILE GRADES | | | | | | | | | | | | |
|--|-----------------------------------|---------------------------|-------------------------|------|------------------------|--------------|------|------------------------|------|------|------|------|------|------|--|
| | | | 1 | 2 | 3 | 4 | 5 | 6 | 7 | 8 | 9 | 10 | 11 | 12 | |
|  <p>Self-Centering Lounge Chair on Pedestal Base COM: 2.75 YD 2.51 M Unit weight: 50 LB 22.7 KG Carton weight: 56 LB 25.4 KG Carton volume: 14.25 FT³ 0.4 MT³</p> | Ergonomic features: C | 8434 | 1945 | 2033 | 2107 | 2193 | 2333 | 2462 | 2591 | 2704 | 2844 | 2976 | 3155 | 3408 | |
| | | OVERALL DIMENSIONS | | | SEAT DIMENSIONS | | | BACK DIMENSIONS | | | | | | | |
| | | W | D | H | W | D | H | W | H | | | | | | |
| | | IN 26 | 25 | 30 | 20 | 19 | 16.5 | 20 | 15 | | | | | | |
| | | MM 660 | 635 | 762 | 508 | 483 | 419 | 508 | 381 | | | | | | |
| | | | RTA 00 | | | 1 per carton | | | | | | | | | |
|  <p>Swivel Tilter Chair COM: 2.75 YD 2.51 M Unit weight: 50 LB 22.7 KG Carton weight: 56 LB 25.4 KG Carton volume: 14.25 FT³ 0.4 MT³</p> | Ergonomic features: A, B, C, S | 8433-4 | 1295 | 1383 | 1457 | 1543 | 1683 | 1812 | 1941 | 2054 | 2194 | 2326 | 2505 | 2758 | |
| | | OVERALL DIMENSIONS | | | SEAT DIMENSIONS | | | BACK DIMENSIONS | | | | | | | |
| | | W | D | H | W | D | H | W | H | | | | | | |
| | | IN 26 | 25 | 30 | 20 | 19 | 16.5 | 20 | 15 | | | | | | |
| | | MM 660 | 635 | 762 | 508 | 483 | 419 | 508 | 381 | | | | | | |
| | | | RTA 00 | | | 1 per carton | | | | | | | | | |
|  <p>Armchair COM: 2.75 YD 2.51 M Unit weight: 50 LB 22.7 KG Carton weight: 57 LB 25.85 KG Carton volume: 15.75 FT³ 0.44 MT³</p> | | 8437 | 1432 | 1520 | 1594 | 1680 | 1820 | 1949 | 2078 | 2191 | 2331 | 2463 | 2642 | 2895 | |
| | | OVERALL DIMENSIONS | | | SEAT DIMENSIONS | | | BACK DIMENSIONS | | | | | | | |
| | | W | D | H | W | D | H | W | H | | | | | | |
| | | IN 26 | 25 | 32.5 | 20 | 19 | 18 | 20 | 15 | | | | | | |
| | | MM 660 | 635 | 826 | 508 | 483 | 457 | 508 | 381 | | | | | | |
| | | | RTA 00 | | | 1 per carton | | | | | | | | | |

| DESCRIPTION | FEATURES | MODEL # | STANDARD TEXTILE GRADES | | | | | | | | | | | | | | | | | | | | | | | | | | | | | | | | |
|--|--|--|-------------------------|---|-----------------|-----------------|---|-----------------|-----------------|--|---|---|---|---|---|---|---|---|-------|----|----|---|---|---|---|---|--------|-----|-----|---|---|---|---|---|------------------------------------|
| | <p>15" H Round End Table - 24" Dia. Top on Pedestal Base COM: N/A Unit weight: 31 LB 14.1 KG Carton weight: 36 LB 16.33 KG Carton volume: 8.25 FT³ 0.23 MT³</p> | <p>List price</p> <p>8435-1524 939</p> | | | | | | | | | | | | | | | | | | | | | | | | | | | | | | | | | |
| | | <table border="1"> <thead> <tr> <th colspan="3">OVERALL DIMENSIONS</th> <th colspan="3">SEAT DIMENSIONS</th> <th colspan="2">BACK DIMENSIONS</th> </tr> <tr> <th>W</th> <th>D</th> <th>H</th> <th>W</th> <th>D</th> <th>H</th> <th>W</th> <th>H</th> </tr> </thead> <tbody> <tr> <td>IN 24</td> <td>24</td> <td>15</td> <td>-</td> <td>-</td> <td>-</td> <td>-</td> <td>-</td> </tr> <tr> <td>MM 610</td> <td>610</td> <td>381</td> <td>-</td> <td>-</td> <td>-</td> <td>-</td> <td>-</td> </tr> </tbody> </table> | OVERALL DIMENSIONS | | | SEAT DIMENSIONS | | | BACK DIMENSIONS | | W | D | H | W | D | H | W | H | IN 24 | 24 | 15 | - | - | - | - | - | MM 610 | 610 | 381 | - | - | - | - | - | <p>RTA 00 1 per carton</p> |
| | | OVERALL DIMENSIONS | | | SEAT DIMENSIONS | | | BACK DIMENSIONS | | | | | | | | | | | | | | | | | | | | | | | | | | | |
| W | D | H | W | D | H | W | H | | | | | | | | | | | | | | | | | | | | | | | | | | | | |
| IN 24 | 24 | 15 | - | - | - | - | - | | | | | | | | | | | | | | | | | | | | | | | | | | | | |
| MM 610 | 610 | 381 | - | - | - | - | - | | | | | | | | | | | | | | | | | | | | | | | | | | | | |
| <p>List price</p> <p>8435-1530 1120</p> | | | | | | | | | | | | | | | | | | | | | | | | | | | | | | | | | | | |
| | <p>15" H Round Coffee Table - 30" Dia. Top on Pedestal Base COM: N/A Unit weight: 35 LB 15.9 KG Carton weight: 40 LB 18.14 KG Carton volume: 11.75 FT³ 0.33 MT³</p> | <p>List price</p> <p>8435-2224 975</p> | | | | | | | | | | | | | | | | | | | | | | | | | | | | | | | | | |
| | | <table border="1"> <thead> <tr> <th colspan="3">OVERALL DIMENSIONS</th> <th colspan="3">SEAT DIMENSIONS</th> <th colspan="2">BACK DIMENSIONS</th> </tr> <tr> <th>W</th> <th>D</th> <th>H</th> <th>W</th> <th>D</th> <th>H</th> <th>W</th> <th>H</th> </tr> </thead> <tbody> <tr> <td>IN 30</td> <td>30</td> <td>15</td> <td>-</td> <td>-</td> <td>-</td> <td>-</td> <td>-</td> </tr> <tr> <td>MM 762</td> <td>762</td> <td>381</td> <td>-</td> <td>-</td> <td>-</td> <td>-</td> <td>-</td> </tr> </tbody> </table> | OVERALL DIMENSIONS | | | SEAT DIMENSIONS | | | BACK DIMENSIONS | | W | D | H | W | D | H | W | H | IN 30 | 30 | 15 | - | - | - | - | - | MM 762 | 762 | 381 | - | - | - | - | - | <p>RTA 00 1 per carton</p> |
| | | OVERALL DIMENSIONS | | | SEAT DIMENSIONS | | | BACK DIMENSIONS | | | | | | | | | | | | | | | | | | | | | | | | | | | |
| W | D | H | W | D | H | W | H | | | | | | | | | | | | | | | | | | | | | | | | | | | | |
| IN 30 | 30 | 15 | - | - | - | - | - | | | | | | | | | | | | | | | | | | | | | | | | | | | | |
| MM 762 | 762 | 381 | - | - | - | - | - | | | | | | | | | | | | | | | | | | | | | | | | | | | | |
| <p>List price</p> <p>8435-2230 1155</p> | | | | | | | | | | | | | | | | | | | | | | | | | | | | | | | | | | | |
| | <p>22" H Round End Table - 24" Dia. Top on Pedestal Base COM: N/A Unit weight: 35 LB 15.9 KG Carton weight: 40 LB 18.14 KG Carton volume: 11.5 FT³ 0.32 MT³</p> | <p>List price</p> <p>8436-1524 939</p> | | | | | | | | | | | | | | | | | | | | | | | | | | | | | | | | | |
| | | <table border="1"> <thead> <tr> <th colspan="3">OVERALL DIMENSIONS</th> <th colspan="3">SEAT DIMENSIONS</th> <th colspan="2">BACK DIMENSIONS</th> </tr> <tr> <th>W</th> <th>D</th> <th>H</th> <th>W</th> <th>D</th> <th>H</th> <th>W</th> <th>H</th> </tr> </thead> <tbody> <tr> <td>IN 24</td> <td>24</td> <td>22</td> <td>-</td> <td>-</td> <td>-</td> <td>-</td> <td>-</td> </tr> <tr> <td>MM 610</td> <td>610</td> <td>559</td> <td>-</td> <td>-</td> <td>-</td> <td>-</td> <td>-</td> </tr> </tbody> </table> | OVERALL DIMENSIONS | | | SEAT DIMENSIONS | | | BACK DIMENSIONS | | W | D | H | W | D | H | W | H | IN 24 | 24 | 22 | - | - | - | - | - | MM 610 | 610 | 559 | - | - | - | - | - | <p>RTA 00 1 per carton</p> |
| | | OVERALL DIMENSIONS | | | SEAT DIMENSIONS | | | BACK DIMENSIONS | | | | | | | | | | | | | | | | | | | | | | | | | | | |
| W | D | H | W | D | H | W | H | | | | | | | | | | | | | | | | | | | | | | | | | | | | |
| IN 24 | 24 | 22 | - | - | - | - | - | | | | | | | | | | | | | | | | | | | | | | | | | | | | |
| MM 610 | 610 | 559 | - | - | - | - | - | | | | | | | | | | | | | | | | | | | | | | | | | | | | |
| <p>List price</p> <p>8436-1530 1120</p> | | | | | | | | | | | | | | | | | | | | | | | | | | | | | | | | | | | |
| | <p>22" H Round Coffee Table - 30" Dia. Top on Pedestal Base COM: N/A Unit weight: 39 LB 17.7 KG Carton weight: 44 LB 19.96 KG Carton volume: 16.75 FT³ 0.47 MT³</p> | <p>List price</p> <p>8436-1524 939</p> | | | | | | | | | | | | | | | | | | | | | | | | | | | | | | | | | |
| | | <table border="1"> <thead> <tr> <th colspan="3">OVERALL DIMENSIONS</th> <th colspan="3">SEAT DIMENSIONS</th> <th colspan="2">BACK DIMENSIONS</th> </tr> <tr> <th>W</th> <th>D</th> <th>H</th> <th>W</th> <th>D</th> <th>H</th> <th>W</th> <th>H</th> </tr> </thead> <tbody> <tr> <td>IN 30</td> <td>30</td> <td>22</td> <td>-</td> <td>-</td> <td>-</td> <td>-</td> <td>-</td> </tr> <tr> <td>MM 762</td> <td>762</td> <td>559</td> <td>-</td> <td>-</td> <td>-</td> <td>-</td> <td>-</td> </tr> </tbody> </table> | OVERALL DIMENSIONS | | | SEAT DIMENSIONS | | | BACK DIMENSIONS | | W | D | H | W | D | H | W | H | IN 30 | 30 | 22 | - | - | - | - | - | MM 762 | 762 | 559 | - | - | - | - | - | <p>RTA 00 1 per carton</p> |
| | | OVERALL DIMENSIONS | | | SEAT DIMENSIONS | | | BACK DIMENSIONS | | | | | | | | | | | | | | | | | | | | | | | | | | | |
| W | D | H | W | D | H | W | H | | | | | | | | | | | | | | | | | | | | | | | | | | | | |
| IN 30 | 30 | 22 | - | - | - | - | - | | | | | | | | | | | | | | | | | | | | | | | | | | | | |
| MM 762 | 762 | 559 | - | - | - | - | - | | | | | | | | | | | | | | | | | | | | | | | | | | | | |
| <p>List price</p> <p>8436-1530 1120</p> | | | | | | | | | | | | | | | | | | | | | | | | | | | | | | | | | | | |
| | <p>15" H Square End Table - 24" Top on Pedestal Base COM: N/A Unit weight: 31 LB 14.1 KG Carton weight: 36 LB 16.33 KG Carton volume: 8.25 FT³ 0.23 MT³</p> | <p>List price</p> <p>8436-1524 939</p> | | | | | | | | | | | | | | | | | | | | | | | | | | | | | | | | | |
| | | <table border="1"> <thead> <tr> <th colspan="3">OVERALL DIMENSIONS</th> <th colspan="3">SEAT DIMENSIONS</th> <th colspan="2">BACK DIMENSIONS</th> </tr> <tr> <th>W</th> <th>D</th> <th>H</th> <th>W</th> <th>D</th> <th>H</th> <th>W</th> <th>H</th> </tr> </thead> <tbody> <tr> <td>IN 24</td> <td>24</td> <td>15</td> <td>-</td> <td>-</td> <td>-</td> <td>-</td> <td>-</td> </tr> <tr> <td>MM 610</td> <td>610</td> <td>381</td> <td>-</td> <td>-</td> <td>-</td> <td>-</td> <td>-</td> </tr> </tbody> </table> | OVERALL DIMENSIONS | | | SEAT DIMENSIONS | | | BACK DIMENSIONS | | W | D | H | W | D | H | W | H | IN 24 | 24 | 15 | - | - | - | - | - | MM 610 | 610 | 381 | - | - | - | - | - | <p>RTA 00 1 per carton</p> |
| | | OVERALL DIMENSIONS | | | SEAT DIMENSIONS | | | BACK DIMENSIONS | | | | | | | | | | | | | | | | | | | | | | | | | | | |
| W | D | H | W | D | H | W | H | | | | | | | | | | | | | | | | | | | | | | | | | | | | |
| IN 24 | 24 | 15 | - | - | - | - | - | | | | | | | | | | | | | | | | | | | | | | | | | | | | |
| MM 610 | 610 | 381 | - | - | - | - | - | | | | | | | | | | | | | | | | | | | | | | | | | | | | |
| <p>List price</p> <p>8436-1530 1120</p> | | | | | | | | | | | | | | | | | | | | | | | | | | | | | | | | | | | |
| | <p>15" H Square End Coffee - 30" Top on Pedestal Base COM: N/A Unit weight: 35 LB 15.9 KG Carton weight: 40 LB 18.14 KG Carton volume: 11.75 FT³ 0.33 MT³</p> | <p>List price</p> <p>8436-1524 939</p> | | | | | | | | | | | | | | | | | | | | | | | | | | | | | | | | | |
| | | <table border="1"> <thead> <tr> <th colspan="3">OVERALL DIMENSIONS</th> <th colspan="3">SEAT DIMENSIONS</th> <th colspan="2">BACK DIMENSIONS</th> </tr> <tr> <th>W</th> <th>D</th> <th>H</th> <th>W</th> <th>D</th> <th>H</th> <th>W</th> <th>H</th> </tr> </thead> <tbody> <tr> <td>IN 30</td> <td>30</td> <td>15</td> <td>-</td> <td>-</td> <td>-</td> <td>-</td> <td>-</td> </tr> <tr> <td>MM 762</td> <td>762</td> <td>381</td> <td>-</td> <td>-</td> <td>-</td> <td>-</td> <td>-</td> </tr> </tbody> </table> | OVERALL DIMENSIONS | | | SEAT DIMENSIONS | | | BACK DIMENSIONS | | W | D | H | W | D | H | W | H | IN 30 | 30 | 15 | - | - | - | - | - | MM 762 | 762 | 381 | - | - | - | - | - | <p>RTA 00 1 per carton</p> |
| | | OVERALL DIMENSIONS | | | SEAT DIMENSIONS | | | BACK DIMENSIONS | | | | | | | | | | | | | | | | | | | | | | | | | | | |
| W | D | H | W | D | H | W | H | | | | | | | | | | | | | | | | | | | | | | | | | | | | |
| IN 30 | 30 | 15 | - | - | - | - | - | | | | | | | | | | | | | | | | | | | | | | | | | | | | |
| MM 762 | 762 | 381 | - | - | - | - | - | | | | | | | | | | | | | | | | | | | | | | | | | | | | |
| <p>List price</p> <p>8436-1530 1120</p> | | | | | | | | | | | | | | | | | | | | | | | | | | | | | | | | | | | |

| DESCRIPTION | FEATURES | MODEL # | STANDARD TEXTILE GRADES | | | | | | |
|---|----------|---------------------------|-------------------------|--------------|------------------------|----------|----------|------------------------|----------|
|  <p>22"H Square End Table - 24" Top on Pedestal Base COM: N/A Unit weight: 35 LB 15.9 KG Carton weight: 40 LB 18.14 KG Carton volume: 11.5 FT³ 0.32 MT³</p> | | List price | | | | | | | |
| | | 8436-2224 | 975 | | | | | | |
| | | OVERALL DIMENSIONS | | | SEAT DIMENSIONS | | | BACK DIMENSIONS | |
| | | W | D | H | W | D | H | W | H |
| | | IN 24 | 24 | 22 | - | - | - | - | - |
| | | MM 610 | 610 | 559 | - | - | - | - | - |
| | | RTA 00 | | 1 per carton | | | | | |
|  <p>22"H Square End Coffee - 30" Top on Pedestal Base COM: N/A Unit weight: 39 LB 17.7 KG Carton weight: 44 LB 19.96 KG Carton volume: 16.75 FT³ 0.47 MT³</p> | | List price | | | | | | | |
| | | 8436-2230 | 1155 | | | | | | |
| | | OVERALL DIMENSIONS | | | SEAT DIMENSIONS | | | BACK DIMENSIONS | |
| | | W | D | H | W | D | H | W | H |
| | | IN 30 | 30 | 22 | - | - | - | - | - |
| | | MM 762 | 762 | 559 | - | - | - | - | - |
| | | RTA 00 | | 1 per carton | | | | | |

KATE



model 2811-4



model 2811-8


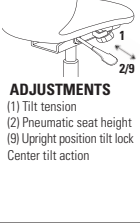

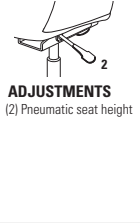



STANDARD FEATURES

- A contemporary, yet retro series featuring sculpted seat and back cushions.
- Fully upholstered closed arms offer a unique style and function in the workplace.
- Tilter and swivel are standard with a five prong, polished aluminum base with dual wheel carpet casters (**C10**).
- Armchair and ottoman are standard with steel frame and leg in Chrome finish. These bases are equipped with a Black polypropylene glide as standard.
- Upholstery options: fabric, vinyl or leather. Vinyl and leather models may feature stitch detail across the seat and/or back cushions, if applicable.

OPTIONAL FEATURES

- There are no arm options for this series.
- An optional Black injection molded base (**BLK**) is available, please specify. No upcharge.
- (**C7**) glides are available, please specify. No upcharge.
- For hard surface flooring casters, please specify (**C10R**). Add \$20.
- For additional caster options, please refer to the Arm and Caster section (page 347). *Optional casters may be priced higher than the standard casters for your chair and the difference will be charged. Lower priced optional casters will not be credited.*



| DESCRIPTION | FEATURES | MODEL # | STANDARD TEXTILE GRADES | | | | | | | | | | | | | |
|---|--|---------------------------|---|--------------|------------------------|------|------|------------------------|------|------|------|------|------|------|--|--|
| | | | 1 | 2 | 3 | 4 | 5 | 6 | 7 | 8 | 9 | 10 | 11 | 12 | | |
|  <p>MB Tilter COM: 3.75 YD 3.43 M Unit weight: 40 LB 18.2 KG Carton weight: 50 LB 22.68 KG Carton volume: 19.25 FT³ 0.54 MT³</p> |  <p>ADJUSTMENTS (1) Tilt tension (2) Pneumatic seat height (9) Upright position tilt lock Center tilt action</p> <p>Ergonomic features: A, B, C, N</p> | 2811-4 | 1187 | 1307 | 1408 | 1525 | 1716 | 1892 | 2068 | 2222 | 2413 | 2593 | 2837 | 3182 | | |
| | | OVERALL DIMENSIONS | | | SEAT DIMENSIONS | | | BACK DIMENSIONS | | | | | | | | |
| | | W D H | | | W D H | | | W H | | | | | | | | |
| | | IN 26 24.5 33 | | | 17.5 18 17.5-22.5 | | | 19 15.5 | | | | | | | | |
| | | MM 660 622 838 | | | 445 457 445-572 | | | 483 394 | | | | | | | | |
| | | RTA 00 | 1 per carton | | | | | | | | | | | | | |
|  <p>MB Swivel COM: 3.75 YD 3.43 M Unit weight: 36 LB 16.4 KG Carton weight: 46 LB 20.87 KG Carton volume: 19.5 FT³ 0.55 MT³</p> |  <p>ADJUSTMENTS (2) Pneumatic seat height</p> <p>Ergonomic features: C, N</p> | 2811-8 | 1161 | 1281 | 1382 | 1499 | 1690 | 1866 | 2042 | 2196 | 2387 | 2567 | 2811 | 3156 | | |
| | | OVERALL DIMENSIONS | | | SEAT DIMENSIONS | | | BACK DIMENSIONS | | | | | | | | |
| | | W D H | | | W D H | | | W H | | | | | | | | |
| | | IN 26 24.5 33 | | | 17.5 18 17.5-22.5 | | | 19 15.5 | | | | | | | | |
| | | MM 660 622 838 | | | 445 457 445-572 | | | 483 394 | | | | | | | | |
| | | RTA 00 | 1 per carton | | | | | | | | | | | | | |
|  <p>MB Armchair COM: 3.75 YD 3.43 M Unit weight: 36 LB 16.4 KG Carton weight: 46 LB 20.87 KG Carton volume: 19.5 FT³ 0.55 MT³</p> | <p>Ergonomic features: N</p> | 2813 | 1128 | 1248 | 1349 | 1466 | 1657 | 1833 | 2009 | 2163 | 2354 | 2534 | 2778 | 3123 | | |
| | | OVERALL DIMENSIONS | | | SEAT DIMENSIONS | | | BACK DIMENSIONS | | | | | | | | |
| | | W D H | | | W D H | | | W H | | | | | | | | |
| | | IN 26.5 26.5 33.5 | | | 17.5 18 18 | | | 19 15.5 | | | | | | | | |
| | | MM 673 673 851 | | | 445 457 457 | | | 483 394 | | | | | | | | |
| | | RTA 00 | 1 per carton | | | | | | | | | | | | | |
|  <p>Ottoman COM: 1.5 YD 1.37 M Unit weight: 17 LB 7.7 KG Carton weight: 22 LB 9.98 KG Carton volume: 6 FT³ 0.16 MT³</p> | <p>Ergonomic features: N</p> | 2814 | 740 | 788 | 829 | 875 | 952 | 1022 | 1093 | 1154 | 1231 | 1303 | 1400 | 1538 | | |
| | | OVERALL DIMENSIONS | | | SEAT DIMENSIONS | | | BACK DIMENSIONS | | | | | | | | |
| | | W D H | | | W D H | | | W H | | | | | | | | |
| | | IN 23.5 18.75 17.75 | | | - - 17.75 | | | - - | | | | | | | | |
| | | MM 597 476 451 | | | - - 451 | | | - - | | | | | | | | |
| | | RTA 00 |  | 1 per carton | | | | | | | | | | | | |

LUX



model LX2426AC







model LX8033S

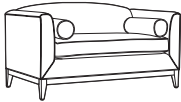
STANDARD FEATURES

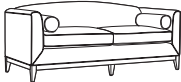
- Lux features contemporary styling with luxurious cushions.
- Sofa cushions are removable.
- Fully upholstered.
- Wood legs with non-marking, clear glides.
- Cylindrical bolsters are included with lounge chair models. One bolster on single seat lounge chair and two bolsters on two-seat and three-seat sofas.
- Upholstery options: fabric, vinyl or leather. Vinyl and leather models may feature stitch detail across the seat and/or back cushions, if applicable.

OPTIONAL FEATURES

- Wood frames available in Absolute (AAM), Black (BKM), Cherry (ACM), English Oak (EOM), Espresso Cafe (ECM), Fruitwood (TFM), Gray (HGM), Honey (AHM), Mahogany (TMM), Maple (AVM), Medium Walnut (MWM), Natural Walnut (NLW), Night (ASM), Noce Biondo (NBM), Noce Grigio (NGM), Noce Leggero (NEM), Noce Medio (NMM), Shaker Cherry (SKM), Walnut (TWM), WC Cream (WTM), White (WHM) and Winter Cherry (WCM). Please specify.

| DESCRIPTION | FEATURES | MODEL # | STANDARD TEXTILE GRADES | | | | | | | | | | | |
|--|----------|------------------|---------------------------|----------|----------|------------------------|----------|----------|------------------------|----------|------|------|------|------|
| | | | 1 | 2 | 3 | 4 | 5 | 6 | 7 | 8 | 9 | 10 | 11 | 12 |
|  <p>Side Chair COM: 3 YD 2.74 M Unit weight: 26 LB 11.8 KG Carton weight: 36 LB 16.33 KG Carton volume: 17.75 FT³ 0.5 MT³</p> | | LX2226SC | 1410 | 1506 | 1587 | 1680 | 1833 | 1974 | 2115 | 2238 | 2391 | 2535 | 2730 | 3006 |
| | | | OVERALL DIMENSIONS | | | SEAT DIMENSIONS | | | BACK DIMENSIONS | | | | | |
| | | | W | D | H | W | D | H | W | H | | | | |
| | | | IN 25 | 27.75 | 36 | 18 | 19.5 | 19 | 24 | 17 | | | | |
| | | | MM 635 | 705 | 914 | 457 | 495 | 483 | 610 | 432 | | | | |
| | | RTA 00 | 1 per carton | | | | | | | | | | | |
|  <p>Armchair COM: 3.25 YD 2.97 M Unit weight: 30 LB 13.6 KG Carton weight: 40 LB 18.14 KG Carton volume: 17.75 FT³ 0.5 MT³</p> | | LX2426AC | 1778 | 1882 | 1970 | 2071 | 2236 | 2389 | 2542 | 2675 | 2841 | 2997 | 3208 | 3507 |
| | | | OVERALL DIMENSIONS | | | SEAT DIMENSIONS | | | BACK DIMENSIONS | | | | | |
| | | | W | D | H | W | D | H | W | H | | | | |
| | | | IN 26 | 27.75 | 36 | 18 | 19.5 | 19 | 24 | 17 | | | | |
| | | | MM 660 | 705 | 914 | 457 | 495 | 483 | 610 | 432 | | | | |
| | | RTA 00 | 1 per carton | | | | | | | | | | | |
|  <p>Lounge Chair COM: 8.5 YD 7.77 M Unit weight: 65 LB 29.5 KG Carton weight: 77 LB 34.93 KG Carton volume: 30.25 FT³ 0.85 MT³</p> | | LX3433CH | 2869 | 3141 | 3371 | 3634 | 4068 | 4467 | 4867 | 5215 | 5649 | 6057 | 6609 | 7391 |
| | | | OVERALL DIMENSIONS | | | SEAT DIMENSIONS | | | BACK DIMENSIONS | | | | | |
| | | | W | D | H | W | D | H | W | H | | | | |
| | | | IN 35 | 34 | 33 | 22 | 20.5 | 21 | 22 | 11 | | | | |
| | | | MM 889 | 864 | 838 | 559 | 521 | 533 | 559 | 279 | | | | |
| | | RTA 00 | 1 per carton | | | | | | | | | | | |
|  <p>Ottoman COM: 2.5 YD 2.29 M Unit weight: 40 LB 18.2 KG Carton weight: 48 LB 21.77 KG Carton volume: 18.25 FT³ 0.51 MT³</p> | | LX3636OTT | 1915 | 1995 | 2063 | 2140 | 2268 | 2385 | 2503 | 2605 | 2733 | 2853 | 3015 | 3245 |
| | | | OVERALL DIMENSIONS | | | SEAT DIMENSIONS | | | BACK DIMENSIONS | | | | | |
| | | | W | D | H | W | D | H | W | H | | | | |
| | | | IN 36 | 36 | 16 | 36 | - | 16 | - | - | | | | |
| | | | MM 914 | 914 | 406 | 914 | - | 406 | - | - | | | | |
| | | RTA 00 | 1 per carton | | | | | | | | | | | |

| DESCRIPTION | FEATURES | MODEL # | STANDARD TEXTILE GRADES | | | | | | | | | | | |
|---|----------|----------------|---------------------------|----------|----------|------------------------|----------|----------|------------------------|----------|----------|------|------|-------|
| | | | 1 | 2 | 3 | 4 | 5 | 6 | 7 | 8 | 9 | 10 | 11 | 12 |
|  <p>Two Seat Sofa w/Cylindrical Bolsters COM: 12 YD 10.97 M Unit weight: 90 LB 40.9 KG Carton weight: 105 LB 47.63 KG Carton volume: 50.25 FT³ 1.42 MT³</p> | | LX6033S | 4100 | 4484 | 4808 | 5180 | 5792 | 6356 | 6920 | 7412 | 8024 | 8600 | 9380 | 10484 |
| | | | OVERALL DIMENSIONS | | | SEAT DIMENSIONS | | | BACK DIMENSIONS | | | | | |
| | | | | W | D | H | W | D | H | W | H | | | |
| | | | | IN 61 | 34 | 33 | 47.75 | 20.5 | 21 | 47.75 | 11 | | | |
| | | | | MM 1549 | 864 | 838 | 1213 | 521 | 533 | 1213 | 279 | | | |
| | | RTA 00 | 1 per carton | | | | | | | | | | | |

| DESCRIPTION | FEATURES | MODEL # | STANDARD TEXTILE GRADES | | | | | | | | | | | |
|--|----------|----------------|---------------------------|----------|----------|------------------------|----------|----------|------------------------|----------|----------|-------|-------|-------|
| | | | 1 | 2 | 3 | 4 | 5 | 6 | 7 | 8 | 9 | 10 | 11 | 12 |
|  <p>Three Seat Sofa w/Cylindrical Bolsters COM: 14.75 YD 13.49 M Unit weight: 105 LB 47.7 KG Carton weight: 125 LB 56.7 KG Carton volume: 66.25 FT³ 1.87 MT³</p> | | LX8033S | 4948 | 5420 | 5818 | 6276 | 7028 | 7721 | 8414 | 9019 | 9771 | 10479 | 11438 | 12795 |
| | | | OVERALL DIMENSIONS | | | SEAT DIMENSIONS | | | BACK DIMENSIONS | | | | | |
| | | | | W | D | H | W | D | H | W | H | | | |
| | | | | IN 81 | 34 | 33 | 68 | 20.5 | 21 | 68 | 11 | | | |
| | | | | MM 2057 | 864 | 838 | 1727 | 521 | 533 | 1727 | 279 | | | |
| | | RTA 00 | 1 per carton | | | | | | | | | | | |

ML



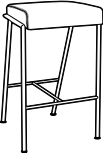

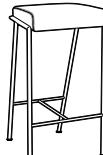

model ML2630

STANDARD FEATURES

- Modern seating with a distinctive retro design featuring a steel tube frame, legs and arms.
- Fully upholstered continuous seat and back cushions.
- Standard with non-marking Black glides.
- Upholstery options: fabric, vinyl or leather. Vinyl and leather models may feature stitch detail across the seat and/or back cushions, if applicable.

OPTIONAL FEATURES

- Available in five frame finish options: Chrome (**CHM**), Brushed Chrome (**BCH**), Black (**TBL**), Designer White (**TDW**) or Tungsten (**TTU**), please specify. No upcharge.

| DESCRIPTION | FEATURES | MODEL # | STANDARD TEXTILE GRADES | | | | | | | | | | | |
|---|----------|-----------------|-------------------------|------|------|------|------|------|------|------|------|------|------|------|
| | | | 1 | 2 | 3 | 4 | 5 | 6 | 7 | 8 | 9 | 10 | 11 | 12 |
|  <p>Counter Height Stool - 24" Seat Height COM: 0.5 YD 0.46 M Unit weight: 17 LB 7.7 KG Carton weight: 24 LB 10.89 KG Carton volume: 9.5 FT³ 0.26 MT³</p> | | ML171724 | 1483 | 1499 | 1513 | 1528 | 1554 | 1577 | 1601 | 1621 | 1647 | 1671 | 1703 | 1749 |
| | | | | | | | | | | | | | | |
| | | | | | | | | | | | | | | |
| | | | | | | | | | | | | | | |
|  <p>Bar Height Stool - 30" Seat Height COM: 0.5 YD 0.46 M Unit weight: 18 LB 8.2 KG Carton weight: 26 LB 11.79 KG Carton volume: 13.75 FT³ 0.38 MT³</p> | | ML171730 | 1517 | 1533 | 1547 | 1562 | 1588 | 1611 | 1635 | 1655 | 1681 | 1705 | 1737 | 1783 |
| | | | | | | | | | | | | | | |
| | | | | | | | | | | | | | | |
| | | | | | | | | | | | | | | |
|  <p>Bar Height Stool - 33" Seat Height COM: 0.5 YD 0.46 M Unit weight: 19 LB 8.6 KG Carton weight: 27 LB 12.25 KG Carton volume: 13.75 FT³ 0.38 MT³</p> | | ML171733 | 1550 | 1566 | 1580 | 1595 | 1621 | 1644 | 1668 | 1688 | 1714 | 1738 | 1770 | 1816 |
| | | | | | | | | | | | | | | |
| | | | | | | | | | | | | | | |
| | | | | | | | | | | | | | | |
|  <p>Ottoman COM: 1.25 YD 1.14 M Unit weight: 23 LB 10.5 KG Carton weight: 28 LB 12.7 KG Carton volume: 5.75 FT³ 0.16 MT³</p> | | ML2121 | 1454 | 1494 | 1528 | 1567 | 1630 | 1689 | 1748 | 1799 | 1863 | 1923 | 2004 | 2119 |
| | | | | | | | | | | | | | | |
| | | | | | | | | | | | | | | |
| | | | | | | | | | | | | | | |

| DESCRIPTION | FEATURES | MODEL # | STANDARD TEXTILE GRADES | | | | | | | | | | | |
|-------------|----------|---------|-------------------------|---|---|---|---|---|---|---|---|----|----|----|
| | | | 1 | 2 | 3 | 4 | 5 | 6 | 7 | 8 | 9 | 10 | 11 | 12 |



Dining Chair
 COM: 1.75 YD | 1.6 M
 Unit weight: 26 LB | 11.8 KG
 Carton weight: 33 LB | 14.97 KG
 Carton volume: 14.75 FT³ | 0.41 MT³

| | | | | | | | | | | | | |
|---------------|------|------|------|------|------|------|------|------|------|------|------|------|
| ML2326 | 2083 | 2139 | 2186 | 2241 | 2330 | 2412 | 2494 | 2566 | 2655 | 2739 | 2853 | 3014 |
|---------------|------|------|------|------|------|------|------|------|------|------|------|------|

| OVERALL DIMENSIONS | | | SEAT DIMENSIONS | | | BACK DIMENSIONS | |
|--------------------|---|---|-----------------|---|---|-----------------|---|
| W | D | H | W | D | H | W | H |

| | | | | | | | | |
|----|-------|------|-------|------|-----|-----|-----|------|
| IN | 23.25 | 29.5 | 29.75 | 20.5 | 17 | 18 | 17 | 11.5 |
| MM | 591 | 749 | 756 | 521 | 432 | 457 | 432 | 292 |

RTA 00 1 per carton



Lounge Chair
 COM: 2.5 YD | 2.29 M
 Unit weight: 46 LB | 20.9 KG
 Carton weight: 54 LB | 24.49 KG
 Carton volume: 21.25 FT³ | 0.6 MT³

| | | | | | | | | | | | | |
|---------------|------|------|------|------|------|------|------|------|------|------|------|------|
| ML2630 | 2328 | 2408 | 2476 | 2553 | 2681 | 2798 | 2916 | 3018 | 3146 | 3266 | 3428 | 3658 |
|---------------|------|------|------|------|------|------|------|------|------|------|------|------|

| OVERALL DIMENSIONS | | | SEAT DIMENSIONS | | | BACK DIMENSIONS | |
|--------------------|---|---|-----------------|---|---|-----------------|---|
| W | D | H | W | D | H | W | H |

| | | | | | | | | |
|----|-----|------|-----|-----|-----|-----|-----|------|
| IN | 26 | 34.5 | 35 | 23 | 20 | 18 | 18 | 17.5 |
| MM | 660 | 876 | 889 | 584 | 508 | 457 | 457 | 445 |

RTA 00 1 per carton

ML PARK



model ML4634CH






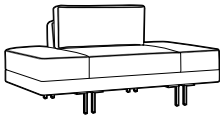
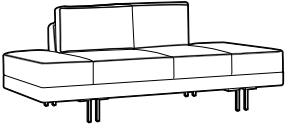
model ML8634

STANDARD FEATURES

- ML Park is a modern armless lounge seating series with a distinctive retro design.
- Features aluminum legs with non-marking Black glides.
- Fully upholstered continuous seat and back cushions with distinctive seams.
- Upholstery options: fabric, vinyl or leather. Vinyl and leather models may feature stitch detail across the seat and/or back cushions, if applicable.

OPTIONAL FEATURES

- Optional fixed back cushion (**FC**) is available on lounge models, please specify. Model ML4634, add \$157. Model ML6634, add \$210. Model ML8634, add \$263.
- Available in five leg finish options: Black (**TBL**), Brushed Aluminum (**BAL**), Designer White (**TDW**), Polished Aluminum (**ALU**) or Tungsten (**TTU**), please specify. No upcharge.

| DESCRIPTION | FEATURES | MODEL # | STANDARD TEXTILE GRADES | | | | | | | | | | | | |
|--|----------|---------------|---|--------------|----------|------------------------|----------|----------|------------------------|----------|------|-------|-------|-------|--|
| | | | 1 | 2 | 3 | 4 | 5 | 6 | 7 | 8 | 9 | 10 | 11 | 12 | |
|  <p>Ottoman COM: 1.5 YD 1.37 M Unit weight: 35 LB 15.9 KG Carton weight: 41 LB 18.6 KG Carton volume: 9.75 FT³ 0.27 MT³</p> | | ML2634 | 1525 | 1573 | 1614 | 1660 | 1737 | 1807 | 1878 | 1939 | 2016 | 2088 | 2185 | 2323 | |
| | | | OVERALL DIMENSIONS | | | SEAT DIMENSIONS | | | BACK DIMENSIONS | | | | | | |
| | | | W | D | H | W | D | H | W | H | | | | | |
| | | | IN 26.75 | 26.75 | 18.25 | - | - | - | - | - | | | | | |
| | | MM 679 | 679 | 464 | - | - | - | - | - | | | | | | |
| | | RTA 00 |  | 1 per carton | | | | | | | | | | | |
|  <p>Lounge Chair COM: 7.25 YD 6.63 M Unit weight: 85 LB 38.6 KG Carton weight: 95 LB 43.09 KG Carton volume: 35.5 FT³ 1 MT³</p> | | ML4634 | 2932 | 3164 | 3360 | 3585 | 3954 | 4295 | 4636 | 4933 | 5303 | 5651 | 6122 | 6789 | |
| | | | OVERALL DIMENSIONS | | | SEAT DIMENSIONS | | | BACK DIMENSIONS | | | | | | |
| | | | W | D | H | W | D | H | W | H | | | | | |
| | | | IN 42.75 | 36 | 32 | 42.75 | 24 | 20 | 20 | 12 | | | | | |
| | | MM 1086 | 914 | 813 | 1086 | 610 | 508 | 508 | 305 | | | | | | |
| | | RTA 00 | 1 per carton | | | | | | | | | | | | |
|  <p>Two Seat Sofa COM: 7.5 YD 6.86 M Unit weight: 120 LB 54.5 KG Carton weight: 132 LB 59.87 KG Carton volume: 52 FT³ 1.47 MT³</p> | | ML6634 | 5018 | 5258 | 5461 | 5693 | 6076 | 6428 | 6781 | 7088 | 7471 | 7831 | 8318 | 9008 | |
| | | | OVERALL DIMENSIONS | | | SEAT DIMENSIONS | | | BACK DIMENSIONS | | | | | | |
| | | | W | D | H | W | D | H | W | H | | | | | |
| | | | IN 66 | 36 | 32 | 66 | 24 | 20 | 20 | 12 | | | | | |
| | | MM 1676 | 914 | 813 | 1676 | 610 | 508 | 508 | 305 | | | | | | |
| | | RTA 00 | 1 per carton | | | | | | | | | | | | |
|  <p>Three Seat Sofa COM: 11 YD 10.06 M Unit weight: 145 LB 65.9 KG Carton weight: 160 LB 72.57 KG Carton volume: 67.25 FT³ 1.9 MT³</p> | | ML8634 | 5916 | 6268 | 6565 | 6906 | 7467 | 7984 | 8501 | 8952 | 9513 | 10041 | 10756 | 11768 | |
| | | | OVERALL DIMENSIONS | | | SEAT DIMENSIONS | | | BACK DIMENSIONS | | | | | | |
| | | | W | D | H | W | D | H | W | H | | | | | |
| | | | IN 86 | 36 | 32 | 86 | 24 | 20 | 40 | 12 | | | | | |
| | | MM 2184 | 914 | 813 | 2184 | 610 | 508 | 1016 | 305 | | | | | | |
| | | RTA 00 | 1 per carton | | | | | | | | | | | | |

PRAIRIE



model 3481






model 3482

STANDARD FEATURES

- Features barrel shaped arms that provide an attractive and enticing appearance.
- Fully upholstered. Tapered wood skirt and legs.
- Fixed, non-removable cushions.
- Elasticized seat suspension system for extra comfort.
- Series includes lounge chair, two seat and three seat sofa.
- Upholstery options: fabric, vinyl or leather. Vinyl and leather models may feature stitch detail across the seat and/or back cushions, if applicable.

OPTIONAL FEATURES

- Tapered wood legs are available in Absolute (AAM), Black (BKM), Cherry (ACM), Espresso Cafe (ECM), English Oak (EOM), Fruitwood (TFM), Gray (HGM), Honey (AHM), Mahogany (TMM), Maple (AVM), Medium Walnut (MWM), Natural Walnut (NLW), Night (ASM), Noce Biondo (NBM), Noce Grigio (NGM), Noce Leggero (NEM), Noce Medio (NMM), Shaker Cherry (SKM), Walnut (TWM), WC Cream (WTM), White (WHM) and Winter Cherry (WCM). Please specify. Genuine maple faced veneers and solids are used.

| DESCRIPTION | FEATURES | MODEL # | STANDARD TEXTILE GRADES | | | | | | | | | | | | | |
|---|----------|---------------------------|-------------------------|------|------------------------|--------------|------|------------------------|------|------|------|------|------|------|--|--|
| | | | 1 | 2 | 3 | 4 | 5 | 6 | 7 | 8 | 9 | 10 | 11 | 12 | | |
|  <p>Lounge Chair COM: 4.25 YD 3.89 M Unit weight: 70 LB 31.8 KG Carton weight: 80 LB 36.29 KG Carton volume: 19.25 FT³ 0.54 MT³</p> | | 3481 | 1502 | 1638 | 1753 | 1885 | 2101 | 2301 | 2501 | 2675 | 2892 | 3096 | 3372 | 3763 | | |
| | | OVERALL DIMENSIONS | | | SEAT DIMENSIONS | | | BACK DIMENSIONS | | | | | | | | |
| | | W D H | | | W D H | | | W H | | | | | | | | |
| | | IN 32 29 30.5 | | | 21 19 16 | | | 21 14.5 | | | | | | | | |
| | | MM 813 737 775 | | | 533 483 406 | | | 533 368 | | | | | | | | |
| | | | RTA 00 | | | 1 per carton | | | | | | | | | | |
|  <p>Two Seat Sofa COM: 6.25 YD 5.72 M Unit weight: 96 LB 43.6 KG Carton weight: 106 LB 48.08 KG Carton volume: 41.25 FT³ 1.16 MT³</p> | | 3482 | 2050 | 2250 | 2419 | 2613 | 2931 | 3225 | 3519 | 3775 | 4094 | 4394 | 4800 | 5375 | | |
| | | OVERALL DIMENSIONS | | | SEAT DIMENSIONS | | | BACK DIMENSIONS | | | | | | | | |
| | | W D H | | | W D H | | | W H | | | | | | | | |
| | | IN 52.5 29 30.5 | | | 42 19 16 | | | 42 14.5 | | | | | | | | |
| | | MM 1334 737 775 | | | 1067 483 406 | | | 1067 368 | | | | | | | | |
| | | | RTA 00 | | | 1 per carton | | | | | | | | | | |
|  <p>Three Seat Sofa COM: 9.5 YD 8.69 M Unit weight: 135 LB 61.4 KG Carton weight: 150 LB 68.04 KG Carton volume: 55.5 FT³ 1.57 MT³</p> | | 3483 | 2599 | 2903 | 3160 | 3454 | 3939 | 4385 | 4832 | 5221 | 5706 | 6162 | 6779 | 7653 | | |
| | | OVERALL DIMENSIONS | | | SEAT DIMENSIONS | | | BACK DIMENSIONS | | | | | | | | |
| | | W D H | | | W D H | | | W H | | | | | | | | |
| | | IN 73.5 29 30.5 | | | 63.5 19 16 | | | 63.5 14.5 | | | | | | | | |
| | | MM 1867 737 775 | | | 1613 483 406 | | | 1613 368 | | | | | | | | |
| | | | RTA 00 | | | 1 per carton | | | | | | | | | | |

RIVER



Sample Layout



Sample Layout

STANDARD FEATURES

- A seating series that is composed of modular units in straight, curved and corner sections, as well as freestanding units. Soft seating models are available with standard height, high and extended high backs. Linking units can be used together in any combination to create a wide variety of layouts.
- Armless units can be ganged together with a quick connect, disconnect feature. Ganging hardware is standard and is factory installed. Ganging hardware swivels out of sight when not in use.
- Front edge of the seat angles slightly inward, so feet have freedom of movement and don't rub on the seat. This inward slant matches the inward angles of the back. Benches and connecting end tables also reflect the inward angles on the front and back faces, so all units coordinate in visual appearance.
- The unique tapered legs are made of welded steel, with each leg bolted directly to the unit frame. All units except for the laptop tables have the same leg height of 6.5". The leg height makes it easier to clean under the product.
- Legs are standard in Chrome with Black nylon non-marking height adjustable glides.
- All cushions are fixed and non-removable. Perimeter seams feature a decorative single stitch detail, which makes seams lay flat and adds extra seam strength.
- Seating frames are heavy duty with interlocking plywood, puzzle box construction, and are made for active environments. Seats are high density with highly resilient foam.
- Personal Harbor high traffic units are rated at 350 lbs., suitable for 24/7 use and should be specified in textiles that meet or exceed 100,000 double rubs (for the fabric portion of the warranty to apply). These units have the same puzzle box frame construction as other River models except the framing wood is 1" thick, rotary cut, birch plywood.
- Upholstery options: fabric, vinyl or leather. Leather only recommended on seat and may feature a horizontal stitch detail.

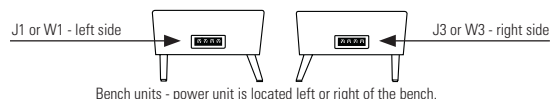
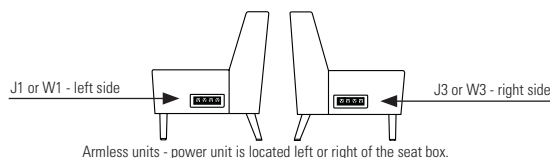
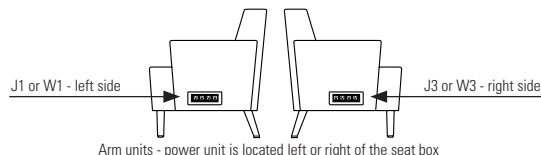
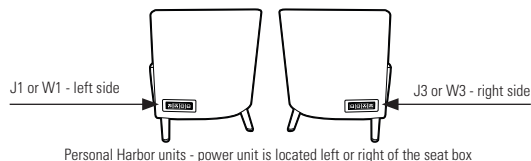
OPTIONAL FEATURES

- Most tables and seating units (except round benches) can be specified with power/USB units, which include two power outlets, two double USB terminals and a Black 5" three-prong power cord. Each power/USB unit is set in predetermined locations, as shown in the electrical illustrations below. Electrical units must be factory installed.
- Power/USB units are available with either Jet Black (J) face plate with Black power/USB receptacles or with a White (W) face plate with White power/USB receptacles.
- To add a power/USB unit, please specify (J1), (W1), (J2), (W2), (J3), (W3), (J4), (W4), (J6) or (W6) after the product model number. Please note on seating units, if both right and left locations are required, add both (J1/J3) or (W1/W3) to the model number. Add \$729 each.
- Tables are made with high pressure laminate and are offered in the following finishes: Absolute Acajou (ACJ), Asian Night (ASN), Avant Cherry (AWC), Avant Honey (AWH), Blizzard (BZD), Clear Maple (CMB), Custom Grey (CGY), Dark Espresso (DES), Designer White (DWT), Stonedust (SDT), Walnut Heights (WHE), White Chocolate (WHC) and Winter Cherry (WCR). Please specify. Custom high pressure laminate finishes will be considered upon request.
- For leg finish options, please see page 374. No upcharges.
- If more than one fabric or a fabric/vinyl and leather combination is required, please fill out a "Seating Multiple Textile" form, specifying each fabric location. Please contact Customer Service for more information.

ELECTRICAL PLACEMENT

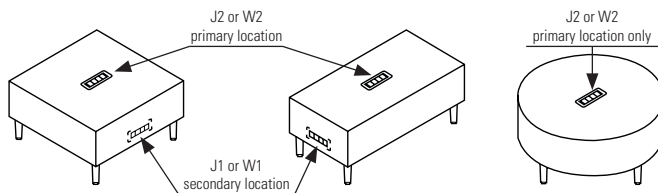
Soft Seating

Locations available on left side J1 (Black) or W1 (White), right side J3 (Black), or W3 (White) or both sides J1/J3 (Black) or W1/W3 (White).

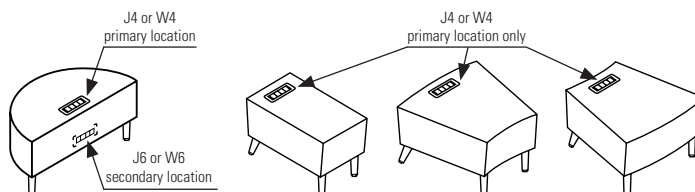






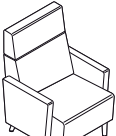
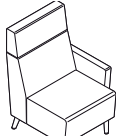
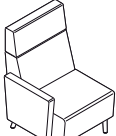
Coffee/End Tables


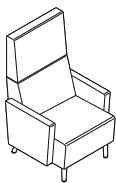
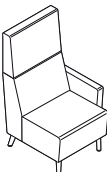
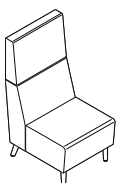
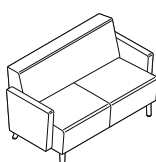
Primary location is on the top of the unit, centered J2 (Black) or W2 (White). Secondary Location is end/side of the unit J1 (Black) or W1 (White).

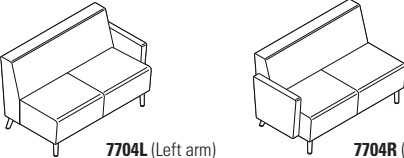


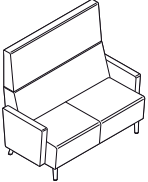
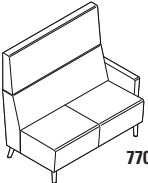


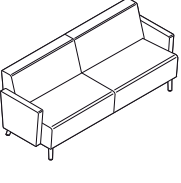

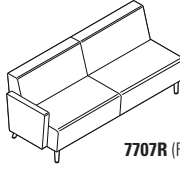
Primary location is on the top rear/edge of the unit J4 (Black) or W4 (White). Secondary Location is the back side of the unit J6 (Black) or W6 (White).

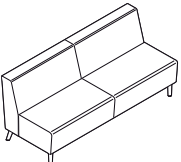


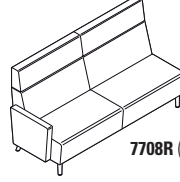




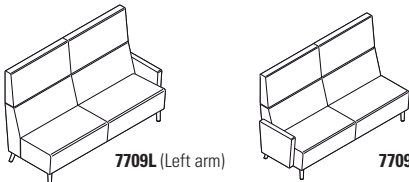

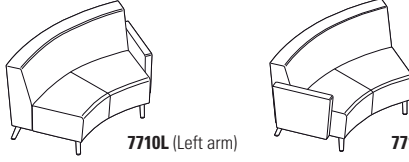
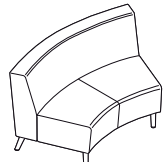
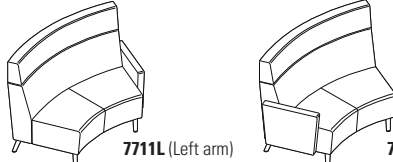
| DESCRIPTION | FEATURES | MODEL# | STANDARD TEXTILE GRADES | | | | | | | | | | | |
|--|---|--------------------------------------|-----------------------------------|-------------|--------------|------------------------|-----------|-----------|------------------------|-----------|------|------|------|------|
| | | | 1 | 2 | 3 | 4 | 5 | 6 | 7 | 8 | 9 | 10 | 11 | 12 |
|  <p>Lounge Chair - Standard Back w/Arms COM: 4 YD 3.66 M Unit weight: 46 LB 20.9 KG Carton weight: 57 LB 25.85 KG Carton volume: 22.5 FT³ 0.63 MT³</p> | <p>For power/USB unit please see electrical placement chart. Freestanding unit only.</p> | <p>7701</p> | 1920 | 2048 | 2156 | 2280 | 2484 | 2672 | 2860 | 3024 | 3228 | 3420 | 3680 | 4048 |
| | | | OVERALL DIMENSIONS | | | SEAT DIMENSIONS | | | BACK DIMENSIONS | | | | | |
| | | | W | D | H | W | D | H | W | H | | | | |
| | | | IN 29.5 MM 749 | 29.5 749 | 32 813 | 24 610 | 19 483 | 18 457 | 24 610 | 14 356 | | | | |
| | | | <p>RTA 00 1 per carton</p> | | | | | | | | | | | |
|  <p>7701L (Left arm)</p>  <p>7701R (Right arm)</p> <p>Lounge Chair - Standard w/One Arm COM: 3.25 YD 2.97 M Unit weight: 36 LB 16.4 KG Carton weight: 47 LB 21.32 KG Carton volume: 22.5 FT³ 0.63 MT³</p> | <p>For power/USB unit please see electrical placement chart. Includes ganging hardware (1 side).</p> | <p>7701L 7701R</p> | 1676 | 1780 | 1868 | 1969 | 2134 | 2287 | 2440 | 2573 | 2739 | 2895 | 3106 | 3405 |
| | | | OVERALL DIMENSIONS | | | SEAT DIMENSIONS | | | BACK DIMENSIONS | | | | | |
| | | | W | D | H | W | D | H | W | H | | | | |
| | | | IN 27 MM 686 | 29.5 749 | 32 813 | 24 610 | 19 483 | 18 457 | 24 610 | 14 356 | | | | |
| | | | <p>RTA 00 1 per carton</p> | | | | | | | | | | | |
|  <p>Armless Lounge Chair - Standard Back COM: 2.5 YD 2.29 M Unit weight: 26 LB 11.8 KG Carton weight: 37 LB 16.78 KG Carton volume: 22.5 FT³ 0.63 MT³</p> | <p>For power/USB unit please see electrical placement chart. Includes ganging hardware (2 sides).</p> | <p>7701NA</p> | 1432 | 1512 | 1580 | 1657 | 1785 | 1902 | 2020 | 2122 | 2250 | 2370 | 2532 | 2762 |
| | | | OVERALL DIMENSIONS | | | SEAT DIMENSIONS | | | BACK DIMENSIONS | | | | | |
| | | | W | D | H | W | D | H | W | H | | | | |
| | | | IN 24.5 MM 622 | 29.5 749 | 32 813 | 24 610 | 19 483 | 18 457 | 24 610 | 14 356 | | | | |
| | | | <p>RTA 00 1 per carton</p> | | | | | | | | | | | |
|  <p>Lounge Chair - High Back w/Arms COM: 4.5 YD 4.11 M Unit weight: 48 LB 21.8 KG Carton weight: 61 LB 27.67 KG Carton volume: 28.25 FT³ 0.79 MT³</p> | <p>For power/USB unit please see electrical placement chart. Freestanding unit only.</p> | <p>7702</p> | 2154 | 2298 | 2420 | 2559 | 2789 | 3000 | 3212 | 3396 | 3626 | 3842 | 4134 | 4548 |
| | | | OVERALL DIMENSIONS | | | SEAT DIMENSIONS | | | BACK DIMENSIONS | | | | | |
| | | | W | D | H | W | D | H | W | H | | | | |
| | | | IN 29.5 MM 749 | 29.5 749 | 41.5 1054 | 24 610 | 19 483 | 18 457 | 24 610 | 24 610 | | | | |
| | | | <p>RTA 00 1 per carton</p> | | | | | | | | | | | |
|  <p>7702L (Left arm)</p>  <p>7702R (Right arm)</p> <p>Lounge Chair - High Back w/One Arm COM: 3.75 YD 3.43 M Unit weight: 38 LB 17.3 KG Carton weight: 51 LB 23.13 KG Carton volume: 28.25 FT³ 0.79 MT³</p> | <p>For power/USB unit please see electrical placement chart. Includes ganging hardware (1 side).</p> | <p>7702L 7702R</p> | 1913 | 2033 | 2134 | 2251 | 2442 | 2618 | 2794 | 2948 | 3139 | 3319 | 3563 | 3908 |
| | | | OVERALL DIMENSIONS | | | SEAT DIMENSIONS | | | BACK DIMENSIONS | | | | | |
| | | | W | D | H | W | D | H | W | H | | | | |
| | | | IN 27 MM 686 | 29.5 749 | 41.5 1054 | 24 610 | 19 483 | 18 457 | 24 610 | 24 610 | | | | |
| | | | <p>RTA 00 1 per carton</p> | | | | | | | | | | | |


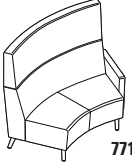

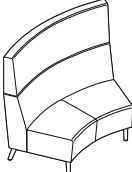

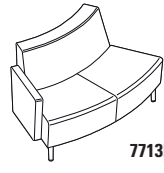
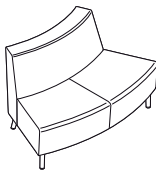
| DESCRIPTION | FEATURES | MODEL# | STANDARD TEXTILE GRADES | | | | | | | | | | | | |
|---|--|---------------------------|-------------------------|--------------|------------------------|-----------|-----------|------------------------|-----------|------|------|------|------|------|--|
| | | | 1 | 2 | 3 | 4 | 5 | 6 | 7 | 8 | 9 | 10 | 11 | 12 | |
|  <p>Armless Lounge Chair - High Back COM: 3 YD 2.74 M Unit weight: 28 LB 12.7 KG Carton weight: 41 LB 18.6 KG Carton volume: 28.25 FT³ 0.79 MT³</p> | <p>For power/USB unit please see electrical placement chart. Includes ganging hardware (2 sides).</p> | 7702NA | 1669 | 1765 | 1846 | 1939 | 2092 | 2233 | 2374 | 2497 | 2650 | 2794 | 2989 | 3265 | |
| | | OVERALL DIMENSIONS | | | SEAT DIMENSIONS | | | BACK DIMENSIONS | | | | | | | |
| | | W | D | H | W | D | H | W | H | | | | | | |
| | | IN 24.5 MM 622 | 29.5 749 | 41.5 1054 | 24 610 | 19 483 | 18 457 | 24 610 | 24 610 | | | | | | |
| | | RTA 00 | | | 1 per carton | | | | | | | | | | |
|  <p>Lounge Chair - Extended Back w/Arms COM: 4.75 YD 4.34 M Unit weight: 51 LB 23.2 KG Carton weight: 68 LB 30.84 KG Carton volume: 32.75 FT³ 0.92 MT³</p> | <p>For power/USB unit please see electrical placement chart. Freestanding unit only.</p> | 7703 | 2247 | 2399 | 2527 | 2675 | 2917 | 3140 | 3363 | 3558 | 3800 | 4028 | 4337 | 4774 | |
| | | OVERALL DIMENSIONS | | | SEAT DIMENSIONS | | | BACK DIMENSIONS | | | | | | | |
| | | W | D | H | W | D | H | W | H | | | | | | |
| | | IN 29.5 MM 749 | 29.5 749 | 47 1194 | 24 610 | 19 483 | 18 457 | 24 610 | 29 737 | | | | | | |
| | | RTA 00 | | | 1 per carton | | | | | | | | | | |
|  <p>Lounge Chair-Extended Back w/One Arm COM: 4 YD 3.66 M Unit weight: 41 LB 18.6 KG Carton weight: 58 LB 26.31 KG Carton volume: 32.75 FT³ 0.92 MT³</p> | <p>For power/USB unit please see electrical placement chart. Includes ganging hardware (1 side).</p> | 7703L | 2004 | 2132 | 2240 | 2364 | 2568 | 2756 | 2944 | 3108 | 3312 | 3504 | 3764 | 4132 | |
| | | OVERALL DIMENSIONS | | | SEAT DIMENSIONS | | | BACK DIMENSIONS | | | | | | | |
| | | W | D | H | W | D | H | W | H | | | | | | |
| | | IN 27 MM 686 | 29.5 749 | 47 1194 | 24 610 | 19 483 | 18 457 | 24 610 | 29 737 | | | | | | |
| | | RTA 00 | | | 1 per carton | | | | | | | | | | |
|  <p>Armless Lounge Chair - Extended Back COM: 3.25 YD 2.97 M Unit weight: 31 LB 14.1 KG Carton weight: 48 LB 21.77 KG Carton volume: 32.75 FT³ 0.92 MT³</p> | <p>For power/USB unit please see electrical placement chart. Includes ganging hardware (2 sides).</p> | 7703R | 2004 | 2132 | 2240 | 2364 | 2568 | 2756 | 2944 | 3108 | 3312 | 3504 | 3764 | 4132 | |
| | | OVERALL DIMENSIONS | | | SEAT DIMENSIONS | | | BACK DIMENSIONS | | | | | | | |
| | | W | D | H | W | D | H | W | H | | | | | | |
| | | IN 24.5 MM 622 | 29.5 749 | 47 1194 | 24 610 | 19 483 | 18 457 | 24 610 | 29 737 | | | | | | |
| | | RTA 00 | | | 1 per carton | | | | | | | | | | |
|  <p>Two Seater - Standard Back w/Arms COM: 5.5 YD 5.03 M Unit weight: 73 LB 33.2 KG Carton weight: 95 LB 43.09 KG Carton volume: 39 FT³ 1.1 MT³</p> | <p>For power/USB unit please see electrical placement chart. Freestanding unit only.</p> | 7704 | 2702 | 2878 | 3027 | 3197 | 3478 | 3736 | 3995 | 4220 | 4501 | 4765 | 5122 | 5628 | |
| | | OVERALL DIMENSIONS | | | SEAT DIMENSIONS | | | BACK DIMENSIONS | | | | | | | |
| | | W | D | H | W | D | H | W | H | | | | | | |
| | | IN 53.5 MM 1359 | 29.5 749 | 32 813 | 48 1219 | 19 483 | 18 457 | 48 1219 | 14 356 | | | | | | |
| | | RTA 00 | | | 1 per carton | | | | | | | | | | |

| DESCRIPTION | FEATURES | MODEL# | STANDARD TEXTILE GRADES | | | | | | | | | | | | |
|---|--|-------------------------------|---------------------------|--------------|----------|------------------------|----------|----------|------------------------|----------|------|------|------|------|------|
| | | | 1 | 2 | 3 | 4 | 5 | 6 | 7 | 8 | 9 | 10 | 11 | 12 | |
|  <p>7704L (Left arm) 7704R (Right arm)</p> <p>Two Seater - Standard Back w/One Arm COM: 4.75 YD 4.34 M Unit weight: 63 LB 28.6 KG Carton weight: 85 LB 38.56 KG Carton volume: 39 FT³ 1.1 MT³</p> | <p>For power/USB unit please see electrical placement chart. Includes ganging hardware (1 side).</p> | <p>7704L 7704R</p> | 1 | 2 | 3 | 4 | 5 | 6 | 7 | 8 | 9 | 10 | 11 | 12 | |
| | | | 2460 | 2612 | 2740 | 2888 | 3130 | 3353 | 3576 | 3771 | 4013 | 4241 | 4550 | 4987 | |
| | | | OVERALL DIMENSIONS | | | SEAT DIMENSIONS | | | BACK DIMENSIONS | | | | | | |
| | | | W | D | H | W | D | H | W | H | | | | | |
| | | | IN 51 | 29.5 | 32 | 48 | 19 | 18 | 48 | 14 | | | | | |
| | | | MM 1295 | 749 | 813 | 1219 | 483 | 457 | 1219 | 356 | | | | | |
| | | | RTA 00 | 1 per carton | | | | | | | | | | | |
| | | | 1 | 2 | 3 | 4 | 5 | 6 | 7 | 8 | 9 | 10 | 11 | 12 | |
| | | | 7704NA | 2217 | 2353 | 2468 | 2600 | 2816 | 3016 | 3216 | 3390 | 3607 | 3811 | 4087 | 4478 |
| | | | OVERALL DIMENSIONS | | | SEAT DIMENSIONS | | | BACK DIMENSIONS | | | | | | |
| | | | W | D | H | W | D | H | W | H | | | | | |
| | | | IN 48.5 | 29.5 | 32 | 48 | 19 | 18 | 48 | 14 | | | | | |
| | | | MM 1232 | 749 | 813 | 1219 | 483 | 457 | 1219 | 356 | | | | | |
| | | | RTA 00 | 1 per carton | | | | | | | | | | | |
| | | | 1 | 2 | 3 | 4 | 5 | 6 | 7 | 8 | 9 | 10 | 11 | 12 | |
| | | | 7705 | 3172 | 3380 | 3556 | 3757 | 4089 | 4394 | 4700 | 4966 | 5298 | 5610 | 6032 | 6630 |
| | | | OVERALL DIMENSIONS | | | SEAT DIMENSIONS | | | BACK DIMENSIONS | | | | | | |
| | | | W | D | H | W | D | H | W | H | | | | | |
| | | | IN 53.5 | 29.5 | 41.5 | 48 | 19 | 18 | 48 | 24 | | | | | |
| | | | MM 1359 | 749 | 1054 | 1219 | 483 | 457 | 1219 | 610 | | | | | |
| | | | RTA 00 | 1 per carton | | | | | | | | | | | |
| | | | 1 | 2 | 3 | 4 | 5 | 6 | 7 | 8 | 9 | 10 | 11 | 12 | |
| | | | 7705L 7705R | 2929 | 3113 | 3268 | 3447 | 3740 | 4010 | 4280 | 4516 | 4809 | 5085 | 5459 | 5988 |
| | | | OVERALL DIMENSIONS | | | SEAT DIMENSIONS | | | BACK DIMENSIONS | | | | | | |
| | | | W | D | H | W | D | H | W | H | | | | | |
| | | | IN 51 | 29.5 | 41.5 | 48 | 19 | 18 | 48 | 24 | | | | | |
| | | | MM 1295 | 749 | 1054 | 1219 | 483 | 457 | 1219 | 610 | | | | | |
| | | | RTA 00 | 1 per carton | | | | | | | | | | | |
| | | | 1 | 2 | 3 | 4 | 5 | 6 | 7 | 8 | 9 | 10 | 11 | 12 | |
| | | | 7705NA | 2687 | 2855 | 2997 | 3160 | 3427 | 3674 | 3921 | 4136 | 4404 | 4656 | 4997 | 5480 |
| | | | OVERALL DIMENSIONS | | | SEAT DIMENSIONS | | | BACK DIMENSIONS | | | | | | |
| | | | W | D | H | W | D | H | W | H | | | | | |
| | | | IN 48.5 | 29.5 | 41.5 | 48 | 19 | 18 | 48 | 24 | | | | | |
| | | | MM 1232 | 749 | 1054 | 1219 | 483 | 457 | 1219 | 610 | | | | | |
| | | | RTA 00 | 1 per carton | | | | | | | | | | | |

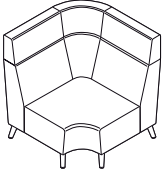
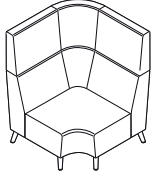
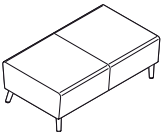
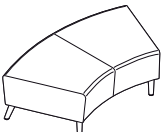
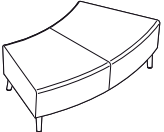
| DESCRIPTION | FEATURES | MODEL# | STANDARD TEXTILE GRADES | | | | | | | | | | | | | |
|--|--|----------------|---------------------------|----------|----------|------------------------|----------|----------|------------------------|----------|------|------|------|------|--|--|
| | | | 1 | 2 | 3 | 4 | 5 | 6 | 7 | 8 | 9 | 10 | 11 | 12 | | |
|  <p>Two Seater - Extended Back w/Arms COM: 7 YD 6.4 M Unit weight: 81 LB 36.8 KG Carton weight: 107 LB 48.53 KG Carton volume: 56.75 FT³ 1.6 MT³</p> | For power/USB unit please see electrical placement chart. Freestanding unit only. | 7706 | 3358 | 3582 | 3771 | 3988 | 4345 | 4674 | 5003 | 5290 | 5647 | 5983 | 6438 | 7082 | | |
| | | | OVERALL DIMENSIONS | | | SEAT DIMENSIONS | | | BACK DIMENSIONS | | | | | | | |
| | | | W | D | H | W | D | H | W | H | | | | | | |
| | | | IN 53.5 | 29.5 | 47 | 48 | 19 | 18 | 48 | 29 | | | | | | |
| | | | MM 1359 | 749 | 1194 | 1219 | 483 | 457 | 1219 | 737 | | | | | | |
| | | RTA 00 | 1 per carton | | | | | | | | | | | | | |
|  <p>7706L (Left arm)</p>  <p>7706R (Right arm)</p> <p>Two Seater - Extended Back w/One Arm COM: 6.25 YD 5.72 M Unit weight: 71 LB 32.3 KG Carton weight: 97 LB 44 KG Carton volume: 56.75 FT³ 1.6 MT³</p> | For power/USB unit please see electrical placement chart. Includes ganging hardware (1 side). | 7706L 7706R | 3115 | 3315 | 3484 | 3678 | 3996 | 4290 | 4584 | 4840 | 5159 | 5459 | 5865 | 6440 | | |
| | | | OVERALL DIMENSIONS | | | SEAT DIMENSIONS | | | BACK DIMENSIONS | | | | | | | |
| | | | W | D | H | W | D | H | W | H | | | | | | |
| | | | IN 51 | 29.5 | 47 | 48 | 19 | 18 | 48 | 29 | | | | | | |
| | | | MM 1295 | 749 | 1194 | 1219 | 483 | 457 | 1219 | 737 | | | | | | |
| | | RTA 00 | 1 per carton | | | | | | | | | | | | | |
|  <p>Armless Two Seater - Extended Back COM: 5.75 YD 5.26 M Unit weight: 61 LB 27.7 KG Carton weight: 87 LB 39.46 KG Carton volume: 56.75 FT³ 1.6 MT³</p> | For power/USB unit please see electrical placement chart. Includes ganging hardware (2 sides). | 7706NA | 2871 | 3055 | 3210 | 3389 | 3682 | 3952 | 4222 | 4458 | 4751 | 5027 | 5401 | 5930 | | |
| | | | OVERALL DIMENSIONS | | | SEAT DIMENSIONS | | | BACK DIMENSIONS | | | | | | | |
| | | | W | D | H | W | D | H | W | H | | | | | | |
| | | | IN 48.5 | 29.5 | 47 | 48 | 19 | 18 | 48 | 29 | | | | | | |
| | | | MM 1232 | 749 | 1194 | 1219 | 483 | 457 | 1219 | 737 | | | | | | |
| | | RTA 00 | 1 per carton | | | | | | | | | | | | | |
|  <p>Three Seater - Standard Back w/Arms COM: 8.25 YD 7.54 M Unit weight: 108 LB 49.1 KG Carton weight: 139 LB 63.05 KG Carton volume: 55.5 FT³ 1.57 MT³</p> | For power/USB unit please see electrical placement chart. Freestanding unit only. | 7707 | 4268 | 4532 | 4755 | 5011 | 5431 | 5819 | 6207 | 6545 | 6966 | 7362 | 7898 | 8657 | | |
| | | | OVERALL DIMENSIONS | | | SEAT DIMENSIONS | | | BACK DIMENSIONS | | | | | | | |
| | | | W | D | H | W | D | H | W | H | | | | | | |
| | | | IN 77.5 | 29.5 | 32 | 72 | 19 | 18 | 72 | 14 | | | | | | |
| | | | MM 1969 | 749 | 813 | 1829 | 483 | 457 | 1829 | 356 | | | | | | |
| | | RTA 00 | 1 per carton | | | | | | | | | | | | | |
|  <p>7707L (Left arm)</p>  <p>7707R (Right arm)</p> <p>Three Seater - Standard Back w/One Arm COM: 7.75 YD 7.09 M Unit weight: 98 LB 44.5 KG Carton weight: 129 LB 58.51 KG Carton volume: 55.5 FT³ 1.57 MT³</p> | For power/USB unit please see electrical placement chart. Includes ganging hardware (1 side). | 7707L 7707R | 4025 | 4273 | 4482 | 4723 | 5118 | 5482 | 5846 | 6164 | 6559 | 6931 | 7435 | 8148 | | |
| | | | OVERALL DIMENSIONS | | | SEAT DIMENSIONS | | | BACK DIMENSIONS | | | | | | | |
| | | | W | D | H | W | D | H | W | H | | | | | | |
| | | | IN 75 | 29.5 | 32 | 72 | 19 | 18 | 72 | 14 | | | | | | |
| | | | MM 1905 | 749 | 813 | 1829 | 483 | 457 | 1829 | 356 | | | | | | |
| | | RTA 00 | 1 per carton | | | | | | | | | | | | | |

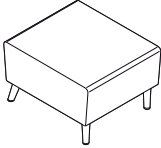

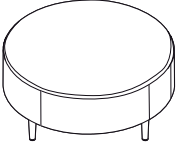
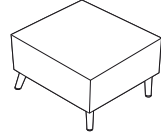
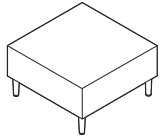
| DESCRIPTION | FEATURES | MODEL# | STANDARD TEXTILE GRADES | | | | | | | | | | | |
|---|---|----------------|---------------------------|----------|----------|------------------------|----------|----------|------------------------|----------|------|------|-------|-------|
| | | | 1 | 2 | 3 | 4 | 5 | 6 | 7 | 8 | 9 | 10 | 11 | 12 |
|  <p>Armless Three Seater - Standard Back COM: 7 YD 6.4 M Unit weight: 88 LB 40 KG Carton weight: 119 LB 53.98 KG Carton volume: 55.5 FT³ 1.57 MT³</p> | For power/USB unit please see electrical placement chart. Includes ganging hardware (2 sides). | 7707NA | 3783 | 4007 | 4196 | 4413 | 4770 | 5099 | 5428 | 5715 | 6072 | 6408 | 6863 | 7507 |
| | | | OVERALL DIMENSIONS | | | SEAT DIMENSIONS | | | BACK DIMENSIONS | | | | | |
| | | | W | D | H | W | D | H | W | H | | | | |
| | | | IN 72.5 | 29.5 | 32 | 72 | 19 | 18 | 72 | 14 | | | | |
| | | | MM 1842 | 749 | 813 | 1829 | 483 | 457 | 1829 | 356 | | | | |
| | | RTA 00 | 1 per carton | | | | | | | | | | | |
|  <p>Three Seater - High Back w/Arms COM: 10.5 YD 9.6 M Unit weight: 112 LB 50.9 KG Carton weight: 148 LB 67.13 KG Carton volume: 69.75 FT³ 1.97 MT³</p> | For power/USB unit please see electrical placement chart. Freestanding unit only. | 7708 | 4973 | 5309 | 5593 | 5918 | 6454 | 6947 | 7441 | 7871 | 8407 | 8911 | 9593 | 10559 |
| | | | OVERALL DIMENSIONS | | | SEAT DIMENSIONS | | | BACK DIMENSIONS | | | | | |
| | | | W | D | H | W | D | H | W | H | | | | |
| | | | IN 77.5 | 29.5 | 41.5 | 72 | 19 | 18 | 72 | 24 | | | | |
| | | | MM 1969 | 749 | 1054 | 1829 | 483 | 457 | 1829 | 610 | | | | |
| | | RTA 00 | 1 per carton | | | | | | | | | | | |
|  <p>7708L (Left arm)</p> |  <p>7708R (Right arm)</p> | 7708L 7708R | 4731 | 5043 | 5306 | 5609 | 6106 | 6564 | 7022 | 7422 | 7919 | 8387 | 9021 | 9918 |
| | | | OVERALL DIMENSIONS | | | SEAT DIMENSIONS | | | BACK DIMENSIONS | | | | | |
| | | | W | D | H | W | D | H | W | H | | | | |
| | | | IN 75 | 29.5 | 41.5 | 72 | 19 | 18 | 72 | 24 | | | | |
| | | | MM 1905 | 749 | 1054 | 1829 | 483 | 457 | 1829 | 610 | | | | |
| | | RTA 00 | 1 per carton | | | | | | | | | | | |
|  <p>Armless Three Seater - High Back COM: 9.25 YD 8.46 M Unit weight: 92 LB 41.8 KG Carton weight: 126 LB 57.15 KG Carton volume: 69.75 FT³ 1.97 MT³</p> | For power/USB unit please see electrical placement chart. Includes ganging hardware (2 sides). | 7708NA | 4486 | 4782 | 5032 | 5319 | 5790 | 6225 | 6660 | 7039 | 7511 | 7955 | 8556 | 9407 |
| | | | OVERALL DIMENSIONS | | | SEAT DIMENSIONS | | | BACK DIMENSIONS | | | | | |
| | | | W | D | H | W | D | H | W | H | | | | |
| | | | IN 72.5 | 29.5 | 41.5 | 72 | 19 | 18 | 72 | 24 | | | | |
| | | | MM 1842 | 749 | 1054 | 1829 | 483 | 457 | 1829 | 610 | | | | |
| | | RTA 00 | 1 per carton | | | | | | | | | | | |
|  <p>Three Seater - Extended Back w/Arms COM: 11 YD 10.06 M Unit weight: 116 LB 52.7 KG Carton weight: 144 LB 65.32 KG Carton volume: 78.75 FT³ 2.22 MT³</p> | For power/USB unit please see electrical placement chart. Freestanding unit only. | 7709 | 5250 | 5602 | 5899 | 6240 | 6801 | 7318 | 7835 | 8286 | 8847 | 9375 | 10090 | 11102 |
| | | | OVERALL DIMENSIONS | | | SEAT DIMENSIONS | | | BACK DIMENSIONS | | | | | |
| | | | W | D | H | W | D | H | W | H | | | | |
| | | | IN 77.5 | 29.5 | 47 | 72 | 19 | 18 | 72 | 29 | | | | |
| | | | MM 1969 | 749 | 1194 | 1829 | 483 | 457 | 1829 | 737 | | | | |
| | | RTA 00 | 1 per carton | | | | | | | | | | | |

| DESCRIPTION | FEATURES | MODEL# | STANDARD TEXTILE GRADES | | | | | | | | | | | |
|---|--|---|-------------------------|-------------|--------------|------------|-----------|-----------|------------|-----------|------|------|------|-------|
| | | | 1 | 2 | 3 | 4 | 5 | 6 | 7 | 8 | 9 | 10 | 11 | 12 |
|  <p>7709L (Left arm) 7709R (Right arm)</p> <p>Three Seater - Extended Back w/One Arm COM: 10.5 YD 9.6 M Unit weight: 106 LB 48.2 KG Carton weight: 134 LB 60.78 KG Carton volume: 78.75 FT³ 2.22 MT³</p> | <p>For power/USB unit please see electrical placement chart. Includes ganging hardware (1 side).</p> | <p>7709L 7709R</p> | 5007 | 5343 | 5627 | 5952 | 6488 | 6981 | 7475 | 7905 | 8441 | 8945 | 9627 | 10593 |
| | | <p>OVERALL DIMENSIONS W D H</p> <p>SEAT DIMENSIONS W D H</p> <p>BACK DIMENSIONS W H</p> | IN 75 MM 1905 | 29.5 749 | 47 1194 | 72 1829 | 19 483 | 18 457 | 72 1829 | 29 737 | | | | |
| | | RTA 00 | 1 per carton | | | | | | | | | | | |
|  <p>7709NA</p> <p>Armless Three Seater - Extended Back COM: 9.75 YD 8.92 M Unit weight: 96 LB 43.6 KG Carton weight: 124 LB 56.25 KG Carton volume: 78.75 FT³ 2.22 MT³</p> | <p>For power/USB unit please see electrical placement chart. Includes ganging hardware (2 sides).</p> | <p>7709NA</p> | 4764 | 5076 | 5339 | 5642 | 6139 | 6597 | 7055 | 7455 | 7952 | 8420 | 9054 | 9951 |
| | | <p>OVERALL DIMENSIONS W D H</p> <p>SEAT DIMENSIONS W D H</p> <p>BACK DIMENSIONS W H</p> | IN 72.5 MM 1842 | 29.5 749 | 47 1194 | 72 1829 | 19 483 | 18 457 | 72 1829 | 29 737 | | | | |
| | | RTA 00 | 1 per carton | | | | | | | | | | | |
|  <p>7710L (Left arm) 7710R (Right arm)</p> <p>IS Curve - Two Seater - Standard Back w/One Arm COM: 5.25 YD 4.8 M Unit weight: 68 LB 30.9 KG Carton weight: 88 LB 39.92 KG Carton volume: 43 FT³ 1.21 MT³</p> | <p>For power/USB unit please see electrical placement chart. Includes ganging hardware (2 sides).</p> | <p>7710L 7710R</p> | 2886 | 3054 | 3196 | 3359 | 3626 | 3873 | 4120 | 4335 | 4603 | 4855 | 5196 | 5679 |
| | | <p>OVERALL DIMENSIONS W D H</p> <p>SEAT DIMENSIONS W D H</p> <p>BACK DIMENSIONS W H</p> | IN 57 MM 1448 | 29.5 749 | 32 813 | 42 1067 | 19 483 | 18 457 | 51 1295 | 14 356 | | | | |
| | | RTA 00 | 1 per carton | | | | | | | | | | | |
|  <p>7710NA</p> <p>Armless IS Curve - Two Seat - Standard Back COM: 4.5 YD 4.11 M Unit weight: 58 LB 26.4 KG Carton weight: 78 LB 35.38 KG Carton volume: 43 FT³ 1.21 MT³</p> | <p>For power/USB unit please see electrical placement chart. Includes ganging hardware (2 sides).</p> | <p>7710NA</p> | 2643 | 2787 | 2909 | 3048 | 3278 | 3489 | 3701 | 3885 | 4115 | 4331 | 4623 | 5037 |
| | | <p>OVERALL DIMENSIONS W D H</p> <p>SEAT DIMENSIONS W D H</p> <p>BACK DIMENSIONS W H</p> | IN 55 MM 1397 | 29.5 749 | 32 813 | 42 1067 | 19 483 | 18 457 | 51 1295 | 14 356 | | | | |
| | | RTA 00 | 1 per carton | | | | | | | | | | | |
|  <p>7711L (Left arm) 7711R (Right arm)</p> <p>IS Curve - Two Seater - High Back w/One Arm COM: 6.5 YD 5.94 M Unit weight: 72 LB 32.7 KG Carton weight: 94 LB 42.64 KG Carton volume: 54 FT³ 1.52 MT³</p> | <p>For power/USB unit please see electrical placement chart. Includes ganging hardware (2 sides).</p> | <p>7711L 7711R</p> | 3428 | 3636 | 3812 | 4013 | 4345 | 4650 | 4956 | 5222 | 5554 | 5866 | 6288 | 6886 |
| | | <p>OVERALL DIMENSIONS W D H</p> <p>SEAT DIMENSIONS W D H</p> <p>BACK DIMENSIONS W H</p> | IN 57 MM 1448 | 29.5 749 | 41.5 1054 | 42 1067 | 19 483 | 18 457 | 51 1295 | 24 610 | | | | |
| | | RTA 00 | 1 per carton | | | | | | | | | | | |

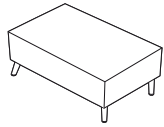
| DESCRIPTION | FEATURES | MODEL# | STANDARD TEXTILE GRADES | | | | | | | | | | | |
|---|--|-----------------------|---------------------------|--------------|--------------|------------------------|-----------|-----------|------------------------|-----------|------|------|------|------|
| | | | 1 | 2 | 3 | 4 | 5 | 6 | 7 | 8 | 9 | 10 | 11 | 12 |
|  <p>Armless IS Curve - Two Seater - High Back COM: 6 YD 5.49 M Unit weight: 62 LB 28.2 KG Carton weight: 84 LB 38.1 KG Carton volume: 54 FT³ 1.52 MT³</p> | For power/USB unit please see electrical placement chart. Includes ganging hardware (2 sides). | 7711NA | 3185 | 3377 | 3539 | 3725 | 4031 | 4313 | 4595 | 4841 | 5147 | 5435 | 5825 | 6377 |
| | | | OVERALL DIMENSIONS | | | SEAT DIMENSIONS | | | BACK DIMENSIONS | | | | | |
| | | | W | D | H | W | D | H | W | H | | | | |
| | | | IN 55 MM 1397 | 29.5 749 | 41.5 1054 | 42 1067 | 19 483 | 18 457 | 51 1295 | 24 610 | | | | |
| | | | RTA 00 | 1 per carton | | | | | | | | | | |
|  <p>7712L (Left arm)</p>  <p>7712R (Right arm)</p> <p>IS Curve - Two Seater - Extended Back w/One Arm COM: 7 YD 6.4 M Unit weight: 76 LB 34.5 KG Carton weight: 99 LB 44.91 KG Carton volume: 62.75 FT³ 1.77 MT³</p> | For power/USB unit please see electrical placement chart. Includes ganging hardware (2 sides). | 7712L 7712R | 3741 | 3965 | 4154 | 4371 | 4728 | 5057 | 5386 | 5673 | 6030 | 6366 | 6821 | 7465 |
| | | | OVERALL DIMENSIONS | | | SEAT DIMENSIONS | | | BACK DIMENSIONS | | | | | |
| | | | W | D | H | W | D | H | W | H | | | | |
| | | | IN 57 MM 1448 | 29.5 749 | 47 1194 | 42 1067 | 19 483 | 18 457 | 51 1295 | 29 737 | | | | |
| | | | RTA 00 | 1 per carton | | | | | | | | | | |
|  <p>Armless IS Curve - Two Seater - Extended Back COM: 6.75 YD 6.17 M Unit weight: 66 LB 30 KG Carton weight: 89 LB 40.37 KG Carton volume: 62.75 FT³ 1.77 MT³</p> | For power/USB unit please see electrical placement chart. Includes ganging hardware (2 sides). | 7712NA | 3498 | 3714 | 3896 | 4106 | 4450 | 4767 | 5084 | 5361 | 5705 | 6029 | 6468 | 7089 |
| | | | OVERALL DIMENSIONS | | | SEAT DIMENSIONS | | | BACK DIMENSIONS | | | | | |
| | | | W | D | H | W | D | H | W | H | | | | |
| | | | IN 55 MM 1397 | 29.5 749 | 47 1194 | 42 1067 | 19 483 | 18 457 | 51 1295 | 29 737 | | | | |
| | | | RTA 00 | 1 per carton | | | | | | | | | | |
|  <p>7713L (Left arm)</p>  <p>7713R (Right arm)</p> <p>OS Curve - Two Seater - Standard Back w/One Arm COM: 5.25 YD 4.8 M Unit weight: 62 LB 28.2 KG Carton weight: 82 LB 37.19 KG Carton volume: 43 FT³ 1.21 MT³</p> | For power/USB unit please see electrical placement chart. Includes ganging hardware (1 side). | 7713L 7713R | 2943 | 3111 | 3253 | 3416 | 3683 | 3930 | 4177 | 4392 | 4660 | 4912 | 5253 | 5736 |
| | | | OVERALL DIMENSIONS | | | SEAT DIMENSIONS | | | BACK DIMENSIONS | | | | | |
| | | | W | D | H | W | D | H | W | H | | | | |
| | | | IN 54.5 MM 1384 | 29.5 749 | 32 813 | 48 1219 | 19 483 | 18 457 | 36 914 | 14 356 | | | | |
| | | | RTA 00 | 1 per carton | | | | | | | | | | |
|  <p>Armless OS Curve - Two Seater - Standard Back COM: 4.5 YD 4.11 M Unit weight: 52 LB 23.6 KG Carton weight: 72 LB 32.66 KG Carton volume: 43 FT³ 1.21 MT³</p> | For power/USB unit please see electrical placement chart. Includes ganging hardware (2 sides). | 7713NA | 2699 | 2843 | 2965 | 3104 | 3334 | 3545 | 3757 | 3941 | 4171 | 4387 | 4679 | 5093 |
| | | | OVERALL DIMENSIONS | | | SEAT DIMENSIONS | | | BACK DIMENSIONS | | | | | |
| | | | W | D | H | W | D | H | W | H | | | | |
| | | | IN 54 MM 1372 | 29.5 749 | 32 813 | 48 1219 | 19 483 | 18 457 | 36 914 | 14 356 | | | | |
| | | | RTA 00 | 1 per carton | | | | | | | | | | |

| DESCRIPTION | FEATURES | MODEL# | STANDARD TEXTILE GRADES | | | | | | | | | | | |
|---|---------------------------------|-------------------------------|---|------|------|---|------|------|--|------|------|------|------|------|
| | | | 1 | 2 | 3 | 4 | 5 | 6 | 7 | 8 | 9 | 10 | 11 | 12 |
| <p>7714L (Left arm)</p> | <p>7714R (Right arm)</p> | <p>7714L 7714R</p> | 3486 | 3694 | 3870 | 4071 | 4403 | 4708 | 5014 | 5280 | 5612 | 5924 | 6346 | 6944 |
| | | | <p>OVERALL DIMENSIONS</p> <p>W D H</p> | | | <p>SEAT DIMENSIONS</p> <p>W D H</p> | | | <p>BACK DIMENSIONS</p> <p>W H</p> | | | | | |
| <p>OS Curve - Two Seater - High Back w/One Arm COM: 6.5 YD 5.94 M Unit weight: 66 LB 30 KG Carton weight: 88 LB 39.92 KG Carton volume: 54 FT³ 1.52 MT³</p> | | | <p>For power/USB unit please see electrical placement chart. Includes ganging hardware (1 side).</p> | | | <p>IN 54.5 29.5 41.5 48 19 18 36 24 MM 1384 749 1054 1219 483 457 914 610</p> | | | <p>RTA 00 1 per carton</p> | | | | | |
| | | <p>7714NA</p> | 3242 | 3434 | 3596 | 3782 | 4088 | 4370 | 4652 | 4898 | 5204 | 5492 | 5882 | 6434 |
| | | | <p>OVERALL DIMENSIONS</p> <p>W D H</p> | | | <p>SEAT DIMENSIONS</p> <p>W D H</p> | | | <p>BACK DIMENSIONS</p> <p>W H</p> | | | | | |
| <p>Armless OS Curve - Two Seater - High Back COM: 6 YD 5.49 M Unit weight: 56 LB 25.5 KG Carton weight: 78 LB 35.38 KG Carton volume: 54 FT³ 1.52 MT³</p> | | | <p>For power/USB unit please see electrical placement chart. Includes ganging hardware (2 sides).</p> | | | <p>IN 54 29.5 41.5 48 19 18 36 24 MM 1372 749 1054 1219 483 457 914 610</p> | | | <p>RTA 00 1 per carton</p> | | | | | |
| <p>7715L (Left arm)</p> | <p>7715R (Right arm)</p> | <p>7715L 7715R</p> | 3797 | 4021 | 4210 | 4427 | 4784 | 5113 | 5442 | 5729 | 6086 | 6422 | 6877 | 7521 |
| | | | <p>OVERALL DIMENSIONS</p> <p>W D H</p> | | | <p>SEAT DIMENSIONS</p> <p>W D H</p> | | | <p>BACK DIMENSIONS</p> <p>W H</p> | | | | | |
| <p>OS Curve - Two Seater - Extended Back w/One Arm COM: 7 YD 6.4 M Unit weight: 70 LB 31.8 KG Carton weight: 93 LB 42.18 KG Carton volume: 62.75 FT³ 1.77 MT³</p> | | | <p>For power/USB unit please see electrical placement chart. Includes ganging hardware (1 side).</p> | | | <p>IN 54.5 29.5 47 36 48 19 18 MM 1384 749 1194 1219 483 457 914 737</p> | | | <p>RTA 00 1 per carton</p> | | | | | |
| | | <p>7715NA</p> | 3553 | 3769 | 3951 | 4161 | 4505 | 4822 | 5139 | 5416 | 5760 | 6084 | 6523 | 7144 |
| | | | <p>OVERALL DIMENSIONS</p> <p>W D H</p> | | | <p>SEAT DIMENSIONS</p> <p>W D H</p> | | | <p>BACK DIMENSIONS</p> <p>W H</p> | | | | | |
| <p>Armless OS Curve - Two Seater - Ext. High Back COM: 6.75 YD 6.17 M Unit weight: 60 LB 27.3 KG Carton weight: 83 LB 37.65 KG Carton volume: 62.75 FT³ 1.77 MT³</p> | | | <p>For power/USB unit please see electrical placement chart. Includes ganging hardware (2 sides).</p> | | | <p>IN 54 29.5 47 36 48 19 18 36 29 MM 1372 749 1194 1219 483 457 914 737</p> | | | <p>RTA 00 1 per carton</p> | | | | | |
| | | <p>7716</p> | 3676 | 3852 | 4001 | 4171 | 4452 | 4710 | 4969 | 5194 | 5475 | 5739 | 6096 | 6602 |
| | | | <p>OVERALL DIMENSIONS</p> <p>W D H</p> | | | <p>SEAT DIMENSIONS</p> <p>W D H</p> | | | <p>BACK DIMENSIONS</p> <p>W H</p> | | | | | |
| <p>Armless Corner Unit - Standard Back COM: 5.5 YD 5.03 M Unit weight: 55 LB 25 KG Carton weight: 75 LB 34.02 KG Carton volume: 49 FT³ 1.38 MT³</p> | | | <p>For power/USB unit please see electrical placement chart. Includes ganging hardware (2 sides).</p> | | | <p>IN 38 38 32 24 19 18 24 14 MM 965 965 813 610 483 457 610 356</p> | | | <p>RTA 00 1 per carton</p> | | | | | |

| DESCRIPTION | FEATURES | MODEL# | STANDARD TEXTILE GRADES | | | | | | | | | | | |
|--|---|-------------|---------------------------|--------------|----------|------------------------|----------|----------|------------------------|----------|------|------|------|------|
| | | | 1 | 2 | 3 | 4 | 5 | 6 | 7 | 8 | 9 | 10 | 11 | 12 |
|  <p>Armless Corner Unit - High Back COM: 7.75 YD 7.09 M Unit weight: 60 LB 27.3 KG Carton weight: 82 LB 37.19 KG Carton volume: 49 FT³ 1.38 MT³</p> | For power/USB unit please see electrical placement chart. Includes ganging hardware (2 sides). | 7717 | 4666 | 4914 | 5123 | 5364 | 5759 | 6123 | 6487 | 6805 | 7200 | 7572 | 8076 | 8789 |
| | | | OVERALL DIMENSIONS | | | SEAT DIMENSIONS | | | BACK DIMENSIONS | | | | | |
| | | | W | D | H | W | D | H | W | H | | | | |
| | | | IN 38 | 38 | 41.5 | 24 | 19 | 18 | 24 | 24 | | | | |
| | | | MM 965 | 965 | 1054 | 610 | 483 | 457 | 610 | 610 | | | | |
| | | | RTA 00 | 1 per carton | | | | | | | | | | |
|  <p>Armless Corner Unit - Extended Back COM: 8.5 YD 7.77 M Unit weight: 65 LB 29.5 KG Carton weight: 88 LB 39.92 KG Carton volume: 49 FT³ 1.38 MT³</p> | For power/USB unit please see electrical placement chart. Includes ganging hardware (2 sides). | 7718 | 5181 | 5453 | 5683 | 5946 | 6380 | 6779 | 7179 | 7527 | 7961 | 8369 | 8921 | 9703 |
| | | | OVERALL DIMENSIONS | | | SEAT DIMENSIONS | | | BACK DIMENSIONS | | | | | |
| | | | W | D | H | W | D | H | W | H | | | | |
| | | | IN 38 | 38 | 47 | 24 | 19 | 18 | 24 | 29 | | | | |
| | | | MM 965 | 965 | 1194 | 610 | 483 | 457 | 610 | 737 | | | | |
| | | | RTA 00 | 1 per carton | | | | | | | | | | |
|  <p>Two Seater Bench COM: 2.25 YD 2.06 M Unit weight: 31 LB 14.1 KG Carton weight: 41 LB 18.6 KG Carton volume: 21.25 FT³ 0.6 MT³</p> | For power/USB unit please see electrical placement chart. Includes ganging hardware (2 sides). | 7725 | 1796 | 1868 | 1929 | 1999 | 2113 | 2219 | 2325 | 2417 | 2532 | 2640 | 2786 | 2993 |
| | | | OVERALL DIMENSIONS | | | SEAT DIMENSIONS | | | BACK DIMENSIONS | | | | | |
| | | | W | D | H | W | D | H | W | H | | | | |
| | | | IN 48.5 | 28 | 17.5 | - | - | - | - | - | | | | |
| | | | MM 1232 | 711 | 445 | - | - | - | - | - | | | | |
| | | | RTA 00 | 1 per carton | | | | | | | | | | |
|  <p>IS Curve - Two Seater Bench COM: 3 YD 2.74 M Unit weight: 31 LB 14.1 KG Carton weight: 41 LB 18.6 KG Carton volume: 21.25 FT³ 0.6 MT³</p> | For power/USB unit please see electrical placement chart. Includes ganging hardware (2 sides). | 7726 | 2609 | 2705 | 2786 | 2879 | 3032 | 3173 | 3314 | 3437 | 3590 | 3734 | 3929 | 4205 |
| | | | OVERALL DIMENSIONS | | | SEAT DIMENSIONS | | | BACK DIMENSIONS | | | | | |
| | | | W | D | H | W | D | H | W | H | | | | |
| | | | IN 54 | 28 | 17.5 | - | - | - | - | - | | | | |
| | | | MM 1372 | 711 | 445 | - | - | - | - | - | | | | |
| | | | RTA 00 | 1 per carton | | | | | | | | | | |
|  <p>OS Curve - Two Seater Bench COM: 3 YD 2.74 M Unit weight: 31 LB 14.1 KG Carton weight: 41 LB 18.6 KG Carton volume: 21.25 FT³ 0.6 MT³</p> | For power/USB unit please see electrical placement chart. Includes ganging hardware (2 sides). | 7727 | 2597 | 2693 | 2774 | 2867 | 3020 | 3161 | 3302 | 3425 | 3578 | 3722 | 3917 | 4193 |
| | | | OVERALL DIMENSIONS | | | SEAT DIMENSIONS | | | BACK DIMENSIONS | | | | | |
| | | | W | D | H | W | D | H | W | H | | | | |
| | | | IN 54 | 28 | 17.5 | - | - | - | - | - | | | | |
| | | | MM 1372 | 711 | 445 | - | - | - | - | - | | | | |
| | | | RTA 00 | 1 per carton | | | | | | | | | | |

| DESCRIPTION | FEATURES | MODEL# | STANDARD TEXTILE GRADES | | | | | | | | | | | |
|---|---|---------------|---------------------------|----------|----------|------------------------|----------|----------|------------------------|----------|------|------|------|------|
| | | | 1 | 2 | 3 | 4 | 5 | 6 | 7 | 8 | 9 | 10 | 11 | 12 |
|  <p>Square Single Seater Bench COM: 1.75 YD 1.6 M Unit weight: 25 LB 11.4 KG Carton weight: 30 LB 13.61 KG Carton volume: 9.25 FT³ 0.26 MT³</p> | <p>For power/USB unit please see electrical placement chart. Includes ganging hardware (2 sides).</p> | 7728 | 1157 | 1213 | 1260 | 1315 | 1404 | 1486 | 1568 | 1640 | 1729 | 1813 | 1927 | 2088 |
| | | | OVERALL DIMENSIONS | | | SEAT DIMENSIONS | | | BACK DIMENSIONS | | | | | |
| | | | W | D | H | W | D | H | W | H | | | | |
| | | | IN 24.5 | 28 | 17.5 | - | - | - | - | - | | | | |
| | | | MM 622 | 711 | 445 | - | - | - | - | - | | | | |
| | | RTA 00 | 1 per carton | | | | | | | | | | | |
|  <p>36" Dia. - Round Bench COM: 3 YD 2.74 M Unit weight: 41 LB 18.6 KG Carton weight: 46 LB 20.87 KG Carton volume: 18.25 FT³ 0.51 MT³</p> | <p>No power/USB unit. Freestanding unit only.</p> | 7729 | 1546 | 1642 | 1723 | 1816 | 1969 | 2110 | 2251 | 2374 | 2527 | 2671 | 2866 | 3142 |
| | | | OVERALL DIMENSIONS | | | SEAT DIMENSIONS | | | BACK DIMENSIONS | | | | | |
| | | | W | D | H | W | D | H | W | H | | | | |
| | | | IN 36 | 36 | 17.5 | - | - | - | - | - | | | | |
| | | | MM 914 | 914 | 445 | - | - | - | - | - | | | | |
| | | RTA 00 | 1 per carton | | | | | | | | | | | |
|  <p>42" Dia. - Round Bench COM: 3.25 YD 2.97 M Unit weight: 45 LB 20.5 KG Carton weight: 50 LB 22.68 KG Carton volume: 22 FT³ 0.62 MT³</p> | <p>No power/USB unit. Freestanding unit only.</p> | 7730 | 1813 | 1917 | 2005 | 2106 | 2271 | 2424 | 2577 | 2710 | 2876 | 3032 | 3243 | 3542 |
| | | | OVERALL DIMENSIONS | | | SEAT DIMENSIONS | | | BACK DIMENSIONS | | | | | |
| | | | W | D | H | W | D | H | W | H | | | | |
| | | | IN 42 | 42 | 17.5 | - | - | - | - | - | | | | |
| | | | MM 1067 | 1067 | 445 | - | - | - | - | - | | | | |
| | | RTA 00 | 1 per carton | | | | | | | | | | | |
|  <p>30" Square Laminate Coffee Table COM: N/A Unit weight: 48 LB 21.8 KG Carton weight: 61 LB 27.67 KG Carton volume: 11.5 FT³ 0.32 MT³</p> | <p>For power/USB unit please see electrical placement chart. Freestanding unit only.</p> | 7731 | List price | | | | | | | | | | | |
| | | | 1392 | | | | | | | | | | | |
| | | | OVERALL DIMENSIONS | | | SEAT DIMENSIONS | | | BACK DIMENSIONS | | | | | |
| | | | W | D | H | W | D | H | W | H | | | | |
| | | | IN 30 | 30 | 17 | - | - | - | - | - | | | | |
| MM 762 | 762 | 432 | - | - | - | - | - | | | | | | | |
| | | RTA 00 | 1 per carton | | | | | | | | | | | |
|  <p>36" Square Laminate Coffee Table COM: N/A Unit weight: 70 LB 31.8 KG Carton weight: 85 LB 38.56 KG Carton volume: 16.5 FT³ 0.46 MT³</p> | <p>For Power/USB unit please see electrical placement chart. Freestanding unit only.</p> | 7732 | List price | | | | | | | | | | | |
| | | | 1582 | | | | | | | | | | | |
| | | | OVERALL DIMENSIONS | | | SEAT DIMENSIONS | | | BACK DIMENSIONS | | | | | |
| | | | W | D | H | W | D | H | W | H | | | | |
| | | | IN 36 | 36 | 17 | - | - | - | - | - | | | | |
| MM 914 | 914 | 432 | - | - | - | - | - | | | | | | | |
| | | RTA 00 | 1 per carton | | | | | | | | | | | |

DESCRIPTION FEATURES MODEL# STANDARD TEXTILE GRADES



Rectangular Laminate Coffee Table

COM: N/A

Unit weight: 50 LB | 22.7 KG

Carton weight: 55 LB | 24.95 KG

Carton volume: 11.5 FT³ | 0.32 MT³

For power/USB unit please see electrical placement chart.

Freestanding unit only.

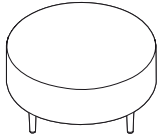
List price

7733 1400

| OVERALL DIMENSIONS | | | SEAT DIMENSIONS | | | BACK DIMENSIONS | |
|--------------------|---|---|-----------------|---|---|-----------------|---|
| W | D | H | W | D | H | W | H |

| | | | | | | | | |
|----|------|-----|-----|---|---|---|---|---|
| IN | 40 | 20 | 17 | - | - | - | - | - |
| MM | 1016 | 508 | 432 | - | - | - | - | - |

RTA 00 1 per carton



36" Dia. - Round Laminate Coffee Table

COM: N/A

Unit weight: 58 LB | 26.4 KG

Carton weight: 63 LB | 28.58 KG

Carton volume: 16.5 FT³ | 0.46 MT³

For power/USB unit please see electrical placement chart.

Freestanding unit only.

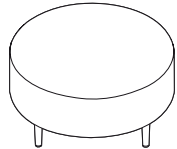
List price

7734 1729

| OVERALL DIMENSIONS | | | SEAT DIMENSIONS | | | BACK DIMENSIONS | |
|--------------------|---|---|-----------------|---|---|-----------------|---|
| W | D | H | W | D | H | W | H |

| | | | | | | | | |
|----|-----|-----|-----|---|---|---|---|---|
| IN | 36 | 36 | 17 | - | - | - | - | - |
| MM | 914 | 914 | 432 | - | - | - | - | - |

RTA 00 1 per carton



42" Dia. - Round Laminate Coffee Table

COM: N/A

Unit weight: 80 LB | 36.4 KG

Carton weight: 85 LB | 38.56 KG

Carton volume: 22 FT³ | 0.62 MT³

For power/USB unit please see electrical placement chart.

Freestanding unit only.

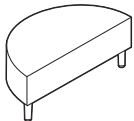
List price

7735 1889

| OVERALL DIMENSIONS | | | SEAT DIMENSIONS | | | BACK DIMENSIONS | |
|--------------------|---|---|-----------------|---|---|-----------------|---|
| W | D | H | W | D | H | W | H |

| | | | | | | | | |
|----|------|------|-----|---|---|---|---|---|
| IN | 42 | 42 | 17 | - | - | - | - | - |
| MM | 1067 | 1067 | 432 | - | - | - | - | - |

RTA 00 1 per carton



36" Half Round Laminate Coffee Table

COM: N/A

Unit weight: 32 LB | 14.5 KG

Carton weight: 37 LB | 16.78 KG

Carton volume: 8.5 FT³ | 0.24 MT³

For power/USB unit please see electrical placement chart.

Freestanding unit only.

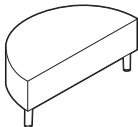
List price

7736 1223

| OVERALL DIMENSIONS | | | SEAT DIMENSIONS | | | BACK DIMENSIONS | |
|--------------------|---|---|-----------------|---|---|-----------------|---|
| W | D | H | W | D | H | W | H |

| | | | | | | | | |
|----|-----|-----|-----|---|---|---|---|---|
| IN | 36 | 18 | 17 | - | - | - | - | - |
| MM | 914 | 457 | 432 | - | - | - | - | - |

RTA 00 1 per carton



42" Half Round Laminate Coffee Table

COM: N/A

Unit weight: 44 LB | 20 KG

Carton weight: 48 LB | 21.77 KG

Carton volume: 11.5 FT³ | 0.32 MT³

For power/USB unit please see electrical placement chart.

Freestanding unit only.

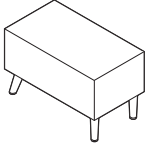
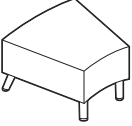
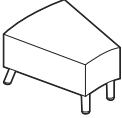
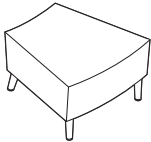
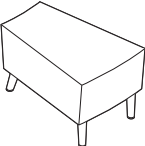
List price

7737 1483

| OVERALL DIMENSIONS | | | SEAT DIMENSIONS | | | BACK DIMENSIONS | |
|--------------------|---|---|-----------------|---|---|-----------------|---|
| W | D | H | W | D | H | W | H |

| | | | | | | | | |
|----|------|-----|-----|---|---|---|---|---|
| IN | 42 | 21 | 17 | - | - | - | - | - |
| MM | 1067 | 533 | 432 | - | - | - | - | - |

RTA 00 1 per carton

| DESCRIPTION | FEATURES | MODEL# | STANDARD TEXTILE GRADES | | | | | | | |
|--|--|--------------------|-------------------------|---|---|-----------------|---|---|-----------------|---|
|  <p>Rectangular Laminate End Table COM: N/A Unit weight: 28 LB 12.7 KG Carton weight: 34 LB 15.42 KG Carton volume: 5.5 FT³ 0.15 MT³</p> | <p>For power/USB unit please see electrical placement chart.</p> <p>Includes ganging hardware (2 sides).</p> | <p>7738</p> | List price | | | | | | | |
| | | | 1401 | | | | | | | |
| | | | OVERALL DIMENSIONS | | | SEAT DIMENSIONS | | | BACK DIMENSIONS | |
| | | | W | D | H | W | D | H | W | H |
| IN 15 | 27.25 | 17 | - | - | - | - | - | | | |
| MM 381 | 692 | 432 | - | - | - | - | - | | | |
| | | RTA 00 | 1 per carton | | | | | | | |
|  <p>IS Curve Wide Wedge Laminate End Table COM: N/A Unit weight: 40 LB 18.2 KG Carton weight: 50 LB 22.68 KG Carton volume: 9.5 FT³ 0.26 MT³</p> | <p>For power/USB unit please see electrical placement chart.</p> <p>Includes ganging hardware (2 sides).</p> | <p>7739</p> | List price | | | | | | | |
| | | | 1850 | | | | | | | |
| | | | OVERALL DIMENSIONS | | | SEAT DIMENSIONS | | | BACK DIMENSIONS | |
| | | | W | D | H | W | D | H | W | H |
| IN 27.25 | 27.25 | 17 | - | - | - | - | - | | | |
| MM 692 | 692 | 432 | - | - | - | - | - | | | |
| | | RTA 00 | 1 per carton | | | | | | | |
|  <p>IS Curve Narrow Wedge Laminate End Table COM: N/A Unit weight: 28 LB 12.7 KG Carton weight: 34 LB 15.42 KG Carton volume: 6.5 FT³ 0.18 MT³</p> | <p>For power/USB unit please see electrical placement chart.</p> <p>Includes ganging hardware (2 sides).</p> | <p>7740</p> | List price | | | | | | | |
| | | | 1499 | | | | | | | |
| | | | OVERALL DIMENSIONS | | | SEAT DIMENSIONS | | | BACK DIMENSIONS | |
| | | | W | D | H | W | D | H | W | H |
| IN 18.25 | 27.25 | 17 | - | - | - | - | - | | | |
| MM 464 | 692 | 432 | - | - | - | - | - | | | |
| | | RTA 00 | 1 per carton | | | | | | | |
|  <p>OS Curve - Wide Wedge Laminate End Table COM: N/A Unit weight: 40 LB 18.2 KG Carton weight: 50 LB 22.68 KG Carton volume: 9.5 FT³ 0.26 MT³</p> | <p>For power/USB unit please see electrical placement chart.</p> <p>Includes ganging hardware (2 sides).</p> | <p>7741</p> | List price | | | | | | | |
| | | | 1850 | | | | | | | |
| | | | OVERALL DIMENSIONS | | | SEAT DIMENSIONS | | | BACK DIMENSIONS | |
| | | | W | D | H | W | D | H | W | H |
| IN 27.25 | 27.25 | 17 | - | - | - | - | - | | | |
| MM 692 | 692 | 432 | - | - | - | - | - | | | |
| | | RTA 00 | 1 per carton | | | | | | | |
|  <p>OS Curve - Narrow Wedge Laminate End Table COM: N/A Unit weight: 28 LB 12.7 KG Carton weight: 34 LB 15.42 KG Carton volume: 6.5 FT³ 0.18 MT³</p> | <p>For power/USB unit please see electrical placement chart.</p> <p>Includes ganging hardware (2 sides).</p> | <p>7742</p> | List price | | | | | | | |
| | | | 1499 | | | | | | | |
| | | | OVERALL DIMENSIONS | | | SEAT DIMENSIONS | | | BACK DIMENSIONS | |
| | | | W | D | H | W | D | H | W | H |
| IN 18.25 | 27.25 | 17 | - | - | - | - | - | | | |
| MM 464 | 692 | 432 | - | - | - | - | - | | | |
| | | RTA 00 | 1 per carton | | | | | | | |

| DESCRIPTION | FEATURES | MODEL# | STANDARD TEXTILE GRADES | | | | | | | | | | | |
|---|---|--------------------|-------------------------|--------------|-----------------|-----------------|------|-----------------|------|------|------|------|------|------|
| <p>18" Round Laminate Laptop Table w/14" Base COM: N/A Unit weight: 22 LB 10 KG Carton weight: 32 LB 14.51 KG Carton volume: 6 FT³ 0.16 MT³</p> | No power/USB unit. | List price | | | | | | | | | | | | |
| | | 7743 | 1063 | | | | | | | | | | | |
| | | OVERALL DIMENSIONS | | | SEAT DIMENSIONS | | | BACK DIMENSIONS | | | | | | |
| | | W | D | H | W | D | H | W | H | | | | | |
| IN 18 | 18 | 25.25 | - | - | - | - | - | - | | | | | | |
| MM 457 | 457 | 641 | - | - | - | - | - | - | | | | | | |
| | | | | 1 per carton | | | | | | | | | | |
| <p>16" Square Laminate Laptop Table w/14" Base COM: N/A Unit weight: 26 LB 11.8 KG Carton weight: 36 LB 16.33 KG Carton volume: 6 FT³ 0.16 MT³</p> | No power/USB unit. | List price | | | | | | | | | | | | |
| | | 7745 | 1035 | | | | | | | | | | | |
| | | OVERALL DIMENSIONS | | | SEAT DIMENSIONS | | | BACK DIMENSIONS | | | | | | |
| | | W | D | H | W | D | H | W | H | | | | | |
| IN 16 | 16 | 25.25 | - | - | - | - | - | - | | | | | | |
| MM 406 | 406 | 641 | - | - | - | - | - | - | | | | | | |
| | | 1 per carton | | | | | | | | | | | | |
| <p>Personal Harbor - Standard Back COM: 5.5 YD 5.03 M Unit weight: 70 LB 31.8 KG Carton weight: 85 LB 38.56 KG Carton volume: 31.75 FT³ 0.89 MT³</p> | For power/USB unit please see electrical placement chart. Freestanding unit only. *High traffic model. | List price | | | | | | | | | | | | |
| | | 7746 | 1 | 2 | 3 | 4 | 5 | 6 | 7 | 8 | 9 | 10 | 11 | 12 |
| | | 3124 | 3300 | 3449 | 3619 | 3900 | 4158 | 4417 | 4642 | 4923 | 5187 | 5544 | 6050 | |
| | | 7786* | 3568 | 3744 | 3893 | 4063 | 4344 | 4602 | 4861 | 5086 | 5367 | 5631 | 5988 | 6494 |
| OVERALL DIMENSIONS | | | SEAT DIMENSIONS | | | BACK DIMENSIONS | | | | | | | | |
| W | D | H | W | D | H | W | H | | | | | | | |
| IN 45 | 29.5 | 32 | 24 | 19 | 18 | 27 | 14 | | | | | | | |
| MM 1143 | 749 | 813 | 610 | 483 | 457 | 686 | 356 | | | | | | | |
| | | 1 per carton | | | | | | | | | | | | |
| <p>Personal Harbor - High Back COM: 7.75 YD 7.09 M Unit weight: 86 LB 39.1 KG Carton weight: 101 LB 45.81 KG Carton volume: 40.25 FT³ 1.13 MT³</p> | For power/USB unit please see electrical placement chart. Freestanding unit only. *High traffic model. | List price | | | | | | | | | | | | |
| | | 7747 | 1 | 2 | 3 | 4 | 5 | 6 | 7 | 8 | 9 | 10 | 11 | 12 |
| | | 4397 | 4645 | 4854 | 5095 | 5490 | 5854 | 6218 | 6536 | 6931 | 7303 | 7807 | 8520 | |
| | | 7787* | 4970 | 5218 | 5427 | 5668 | 6063 | 6427 | 6791 | 7109 | 7504 | 7876 | 8380 | 9093 |
| OVERALL DIMENSIONS | | | SEAT DIMENSIONS | | | BACK DIMENSIONS | | | | | | | | |
| W | D | H | W | D | H | W | H | | | | | | | |
| IN 45 | 29.5 | 41.5 | 24 | 19 | 18 | 27 | 24 | | | | | | | |
| MM 1143 | 749 | 1054 | 610 | 483 | 457 | 686 | 610 | | | | | | | |
| | | 1 per carton | | | | | | | | | | | | |
| <p>Personal Harbor - Extended Back COM: 8.5 YD 7.77 M Unit weight: 102 LB 46.4 KG Carton weight: 117 LB 53.07 KG Carton volume: 45.75 FT³ 1.29 MT³</p> | For power/USB unit please see electrical placement chart. Freestanding unit only. *High traffic model. | List price | | | | | | | | | | | | |
| | | 7748 | 1 | 2 | 3 | 4 | 5 | 6 | 7 | 8 | 9 | 10 | 11 | 12 |
| | | 4946 | 5218 | 5448 | 5711 | 6145 | 6544 | 6944 | 7292 | 7726 | 8134 | 8686 | 9468 | |
| | | 7788* | 5389 | 5661 | 5891 | 6154 | 6588 | 6987 | 7387 | 7735 | 8169 | 8577 | 9129 | 9911 |
| OVERALL DIMENSIONS | | | SEAT DIMENSIONS | | | BACK DIMENSIONS | | | | | | | | |
| W | D | H | W | D | H | W | H | | | | | | | |
| IN 45 | 29.5 | 47 | 24 | 19 | 18 | 27 | 29 | | | | | | | |
| MM 1143 | 749 | 1194 | 610 | 483 | 457 | 686 | 737 | | | | | | | |
| | | 1 per carton | | | | | | | | | | | | |

RIVER+ SEATING



model R27802

model R27824S

River+ Benches & Tables



For River+ benches, please see page 307.
For River+ tables, please see page 312.

EXAMPLE RIVER+ SEATING ORDER CODE:

| | | | | | | |
|--------------|---------------------|-------------------|---------------------|--------------|--------------|------------------|
| R27802 | -NS | -CE90 | -NS | -CE90 | - | -FO |
| Model number | Sealed Seams (back) | Back textile | Sealed seams (seat) | Seat textile | Shelf finish | Connector finish |
| -CHM | -S6 | -NC | | | | |
| Leg finish | Leg selection | Additional weight | | | | |

| Additional Options specify at end of order code. | SPECIFY CODE |
|--|---|
| Additional weight See each model for amount of added weight and upcharge. For models ending in S, applies only to leg selection (S6). | CW |
| Bottom selection Vinyl sealed bottom w/staple strip. Upcharges vary, see model.* Steel bottom. Upcharges vary, see model.** | SU BS |
| Power unit finish Jet Black White | J W |
| Power/USB unit position (see electrical placement images, not available on corner units) Front left Front right Side left Side right Power/USB unit position (models with shelf only) Center back | \$717 per unit F1 F2 S1 S2 CB |
| Tamperproof fasteners Upcharges vary, see model. | TP |
| Moisture barrier Upcharges vary, see model. | MB |
| Accessory hook finish (for models with shelf) Night. No Upcharge. Fog. No Upcharge. Latte. No Upcharge. | BK FO LB |

*linking hardware is lowered to clear the staple strip. Units will only gang with other units with sealed bottom.
**cannot be combined with linking hardware or power units

STANDARD FEATURES

- A modular series that is composed of straight, curved and corner sections.
- Same seat height units with no upholstered arms can be linked together to create a variety of layouts. Ganging hardware is standard (factory installed) and swivels out of the way when not in use.
- The unique tapered legs are made of welded steel, with each leg bolted directly to the unit frame. Standard leg height is 6.5". The leg height makes it easy to clean under the product.
- Legs are standard in Chrome (CHM) with Black nylon non-marking height adjustable glides.
- Modular, aluminum loop arms are sold separately (with or without nylon armcaps). These relocatable arms are field installed at any seat to back connector.
- Seating frames are heavy duty with interlocking plywood, puzzle box construction, and are made for active environments. Seats are high density with highly resilient foam.
- Seat to back connector components join back and seat; maintaining offset for cleanout. Connector is available in three finishes.
- All River+ seating models meet or exceed the applicable ANS/BIFMA standards and are backed by Global's Heavy Duty warranty.
- River+ seating is rated for an active weight up to 600 lbs. per seat and 24/7 use.
- For heavy duty application, Global's Limited Lifetime Warranty is applicable only on fabrics that are rated for 100,000+ double rubs.
- Upholstery options: fabric, vinyl or leather. Leather only recommended on seat and may feature a horizontal stitch detail.
- All units are shipped fully assembled.

OPTIONAL FEATURES

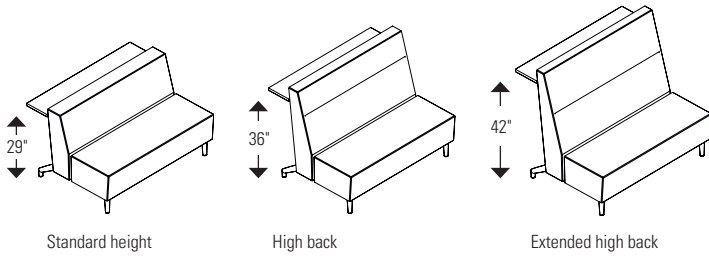
- To add sealed seams to your product, please specify (S2), (SE) - see each model for upcharges.
- A 10" deep, 1" thick back shelf is available on corner, two and three seater units in many low pressure laminate finishes. Shelf supports are aluminum with accessory hook in three finishes. Weight capacity: Shelf - 50 lbs. per seat; Hook - 20 lbs. each.
- Units with shelf available with 6.5" leg. Back legs on these models are (E6) extended legs, as standard.
- To specify tapered legs on shelf models to match models without shelf, select (C6) leg with counterweight. Available on models ending in "S". Upcharges vary.
- Floor mount legs are available. Please specify (F6). Models with shelf will have extended legs. Fastening hardware not included.
- Products can be weighted to reduce the ease of movement. For additional weight options, please specify (CW) - see each model for available additional weight and upcharge.
- For improved housekeeping and infection control practices, the underside of the seat can be finished with PVC (vinyl) and sealed to prevent penetration of liquids. Please specify (SU) - see each model for upcharge.
- Steel bottom provides tamperproof protection (includes tamperproof screws). Please specify (BS) - see each model for upcharge. Note: electrical option and ganging are not available with steel bottom.
- Most seating (except corner units) can be specified with power/USB units, which include one power outlet, one double USB terminal with a matching 120" three-prong power cord.
- Power/USB units can be specified in a variety predetermined locations, as shown in the electrical illustrations. Electrical units must be factory installed.

- Power/USB units are available with either Jet Black (J) face plate with Black power/USB receptacles or with a White (W) face plate with White power/USB receptacles.
- Tamperproof fasteners can be requested for a higher level of safety. Please specify (TP) - see each model for upcharge.
- For moisture barrier on seat, please specify (MB) - see each model for upcharge.

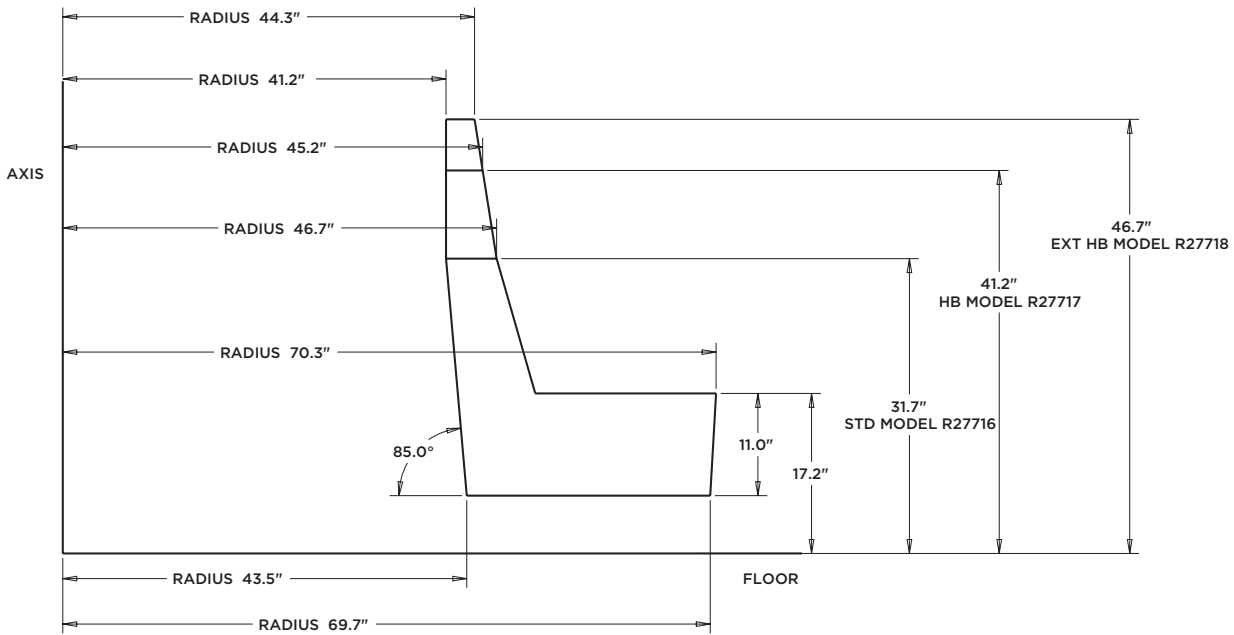
Please add option codes in the following order:

- **Model number**
R27801 to R27803 Lounge chairs
R27804 to R27806 Two seaters
R27807 to R27809 Three seaters
R27810 to R27812 Bariatric lounge chairs
R27815 to R27817 Inside curve two seaters
R27818 to R27820 Outside curve two seaters
R27821 to R27823 90 degree corners
R27824 to R27826 120 degree corners
- Add (S) to model # if ordering with a back shelf (excludes lounge chairs and bariatric models).
- **Back + upholstered arms sealed seams (NS)** Standard seams.
(S2) Back sealed seams. Upcharges vary, see model.
- **Back + upholstered arms textile**
Specify textile code.
- **Seat sealed seams (NS)** Standard seams.
(SE) Seat sealed seams. Upcharges vary, see model.
- **Seat textile**
Specify textile code.
- **Back shelf finish** (for models ending in S) (colors shown on website)
(ACJ) Absolute Acajou (FCL) First Class
(ASN) Asian Night (NBL) Noce Biondo
(AWC) Avant Cherry (NGL) Noce Grigio
(AWH) Avant Honey (NEL) Noce Leggero
(BLK) Black (NML) Noce Medio
(BZD) Blizzard (QTM) Quartered Mahogany
(BRC) Brushed Cobalt (SBY) Sheer Beauty
(CMB) Clear Maple (SDT) Stonedust
(CGY) Custom Grey (SOG) Storm Grey
(DES) Dark Espresso (WHE) Walnut Heights
(DWT) Designer White (WHC) White Chocolate
(FAS) Fashionista (WCR) Winter Cherry
- **Seat to back connector finish**
(BK) Night. No upcharge.
(FO) Fog. No upcharge.
(LB) Latte. No upcharge.
- **Leg finish**
For leg finish options, please see page 374. No upcharges.
- **Leg selection** (models without shelf)
(S6) Standard seat height (17.5"), 6.5" leg w/ adjustable glides. No upcharge.
(S8) High seat (19"), 8" leg w/adjustable glides. No upcharge.
(F6) Standard seat height (17.5"), 6.5" leg w/floor mount. Add \$90 for straight units; \$113 for curved, corner units.
(F8) High seat (19"), 8" leg w/floor mount. Add \$90 for straight units; \$113 for curved, corner units.
- **Leg selection** (models with shelf)
(E6) Standard seat height (17.5"), 6.5" extended leg w/adjustable glides.
(F6) Standard seat height (17.5"), 6.5" extended leg w/floor mount. Add \$90 for straight units; \$113 for curved, corner units.
(C6) Standard seat height (17.5"), 6.5" leg w/adjustable glides and counterweight. Upcharges vary, see model.
- **Additional weight** (not available on all models)
(NC) No added weight. No upcharge.
(CW) Counterweight. See each model for weight added and upcharge.

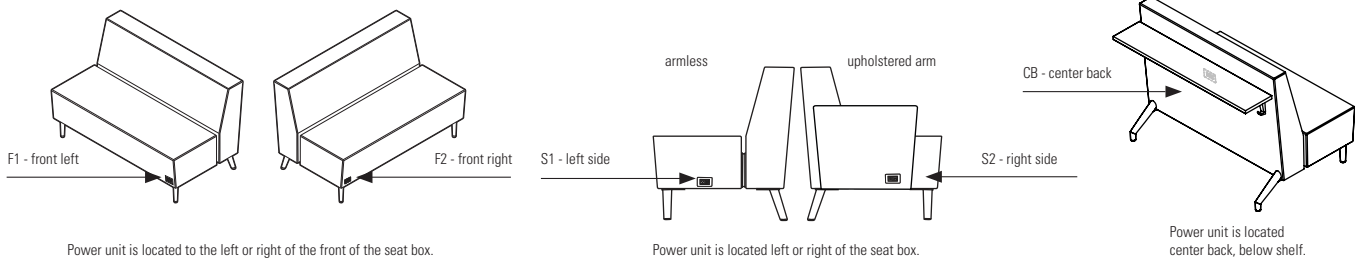
SHELF HEIGHTS



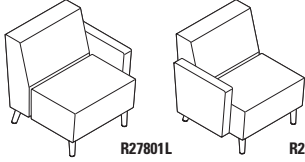




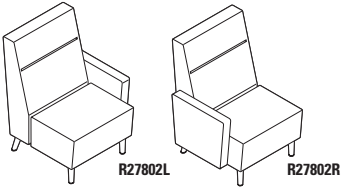

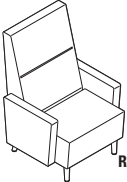
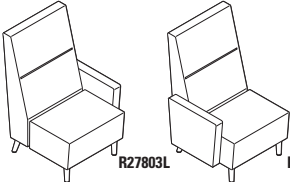
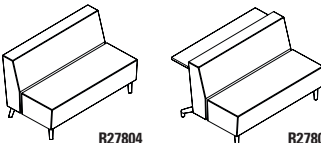
DIMENSIONS

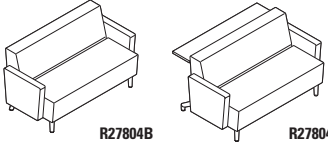
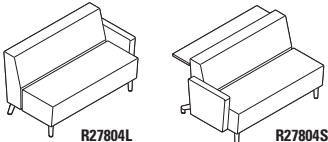
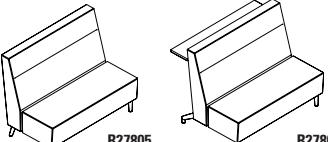
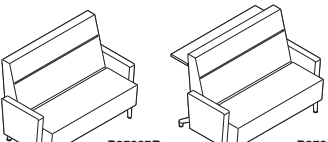
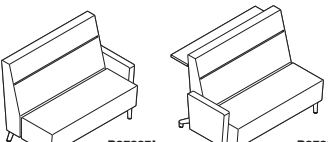


ELECTRICAL PLACEMENT

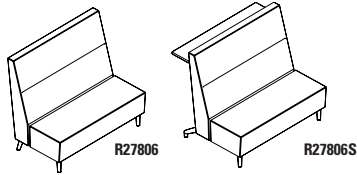


| DESCRIPTION | FEATURES | MODEL# | STANDARD TEXTILE GRADES | | | | | | | | | | | | | | | | | | | | | | | | | | | | | |
|--|--|--|-------------------------|------|------|-----------------|------|------|-----------------|------|------|------|------|------|---|---|---|---|---------|------|------|----|----|----|----|------|--------|-----|------|-----|-----|-----|
| | | | 1 | 2 | 3 | 4 | 5 | 6 | 7 | 8 | 9 | 10 | 11 | 12 | | | | | | | | | | | | | | | | | | |
|  <p>R27801</p> <p>Lounge Chair - Standard Back COM: 3.75 YD 3.43 M Unit weight: 47 LB 21.4 KG Carton weight: 61 LB 27.67 KG Carton volume: 19.75 FT³ 0.55 MT³</p> | <p>For power/USB unit, please see electrical placement chart.</p> <p>Includes ganging hardware (2 sides).</p> <p>Add \$52, \$46 for (S2), (SE) Add \$533 for 36 lbs. (CW) Add \$59 for (SU) or \$298 for (BS) Add \$28 for (TP) Add \$81 for (MB)</p> | R27801 | 1691 | 1811 | 1912 | 2029 | 2220 | 2396 | 2572 | 2726 | 2917 | 3097 | 3341 | 3686 | | | | | | | | | | | | | | | | | | |
| | | <table border="1"> <thead> <tr> <th colspan="3">OVERALL DIMENSIONS</th> <th colspan="3">SEAT DIMENSIONS</th> <th colspan="2">BACK DIMENSIONS</th> </tr> <tr> <th>W</th> <th>D</th> <th>H</th> <th>W</th> <th>D</th> <th>H</th> <th>W</th> <th>H</th> </tr> </thead> <tbody> <tr> <td>IN 26</td> <td>30</td> <td>32</td> <td>26</td> <td>19</td> <td>18</td> <td>26</td> <td>14</td> </tr> <tr> <td>MM 660</td> <td>762</td> <td>813</td> <td>660</td> <td>483</td> <td>457</td> <td>660</td> <td>356</td> </tr> </tbody> </table> <p>RTA 00 1 per carton</p> | OVERALL DIMENSIONS | | | SEAT DIMENSIONS | | | BACK DIMENSIONS | | W | D | H | W | D | H | W | H | IN 26 | 30 | 32 | 26 | 19 | 18 | 26 | 14 | MM 660 | 762 | 813 | 660 | 483 | 457 |
| OVERALL DIMENSIONS | | | SEAT DIMENSIONS | | | BACK DIMENSIONS | | | | | | | | | | | | | | | | | | | | | | | | | | |
| W | D | H | W | D | H | W | H | | | | | | | | | | | | | | | | | | | | | | | | | |
| IN 26 | 30 | 32 | 26 | 19 | 18 | 26 | 14 | | | | | | | | | | | | | | | | | | | | | | | | | |
| MM 660 | 762 | 813 | 660 | 483 | 457 | 660 | 356 | | | | | | | | | | | | | | | | | | | | | | | | | |
|  <p>R27801B</p> <p>Lounge Chair - Standard Back w/Uph Arms COM: 5.75 YD 5.26 M Unit weight: 67 LB 30.5 KG Carton weight: 82 LB 37.19 KG Carton volume: 24.5 FT³ 0.69 MT³</p> | <p>For power/USB unit, please see electrical placement chart.</p> <p>Ganging not available.</p> <p>Add \$91, \$46 for (S2), (SE) Add \$533 for 36 lbs. (CW) Add \$57 for (SU) or \$285 for (BS) Add \$28 for (TP) Add \$77 for (MB)</p> | R27801B | 2285 | 2469 | 2624 | 2803 | 3096 | 3366 | 3636 | 3872 | 4165 | 4441 | 4815 | 5344 | | | | | | | | | | | | | | | | | | |
| | | <table border="1"> <thead> <tr> <th colspan="3">OVERALL DIMENSIONS</th> <th colspan="3">SEAT DIMENSIONS</th> <th colspan="2">BACK DIMENSIONS</th> </tr> <tr> <th>W</th> <th>D</th> <th>H</th> <th>W</th> <th>D</th> <th>H</th> <th>W</th> <th>H</th> </tr> </thead> <tbody> <tr> <td>IN 33</td> <td>30</td> <td>32</td> <td>26</td> <td>19</td> <td>18</td> <td>26</td> <td>14</td> </tr> <tr> <td>MM 838</td> <td>762</td> <td>813</td> <td>660</td> <td>483</td> <td>457</td> <td>660</td> <td>356</td> </tr> </tbody> </table> <p>RTA 00 1 per carton</p> | OVERALL DIMENSIONS | | | SEAT DIMENSIONS | | | BACK DIMENSIONS | | W | D | H | W | D | H | W | H | IN 33 | 30 | 32 | 26 | 19 | 18 | 26 | 14 | MM 838 | 762 | 813 | 660 | 483 | 457 |
| OVERALL DIMENSIONS | | | SEAT DIMENSIONS | | | BACK DIMENSIONS | | | | | | | | | | | | | | | | | | | | | | | | | | |
| W | D | H | W | D | H | W | H | | | | | | | | | | | | | | | | | | | | | | | | | |
| IN 33 | 30 | 32 | 26 | 19 | 18 | 26 | 14 | | | | | | | | | | | | | | | | | | | | | | | | | |
| MM 838 | 762 | 813 | 660 | 483 | 457 | 660 | 356 | | | | | | | | | | | | | | | | | | | | | | | | | |
|  <p>R27801L R27801R</p> <p>Lounge Chair - Standard Back w/Uph Arms (Left/Right) COM: 4.75 YD 4.34 M Unit weight: 57 LB 25.9 KG Carton weight: 72 LB 32.66 KG Carton volume: 24.5 FT³ 0.69 MT³</p> | <p>For power/USB unit, please see electrical placement chart.</p> <p>Includes ganging hardware (1 side only).</p> <p>Add \$71, \$46 for (S2), (SE) Add \$533 for 36 lbs. (CW) Add \$57 for (SU) or \$285 for (BS) Add \$28 for (TP) Add \$77 for (MB)</p> | R27801L R27801R | 1988 | 2140 | 2268 | 2416 | 2658 | 2881 | 3104 | 3299 | 3541 | 3769 | 4078 | 4515 | | | | | | | | | | | | | | | | | | |
| | | <table border="1"> <thead> <tr> <th colspan="3">OVERALL DIMENSIONS</th> <th colspan="3">SEAT DIMENSIONS</th> <th colspan="2">BACK DIMENSIONS</th> </tr> <tr> <th>W</th> <th>D</th> <th>H</th> <th>W</th> <th>D</th> <th>H</th> <th>W</th> <th>H</th> </tr> </thead> <tbody> <tr> <td>IN 29.5</td> <td>30</td> <td>32</td> <td>26</td> <td>19</td> <td>18</td> <td>26</td> <td>14</td> </tr> <tr> <td>MM 749</td> <td>762</td> <td>813</td> <td>660</td> <td>483</td> <td>457</td> <td>660</td> <td>356</td> </tr> </tbody> </table> <p>RTA 00 1 per carton</p> | OVERALL DIMENSIONS | | | SEAT DIMENSIONS | | | BACK DIMENSIONS | | W | D | H | W | D | H | W | H | IN 29.5 | 30 | 32 | 26 | 19 | 18 | 26 | 14 | MM 749 | 762 | 813 | 660 | 483 | 457 |
| OVERALL DIMENSIONS | | | SEAT DIMENSIONS | | | BACK DIMENSIONS | | | | | | | | | | | | | | | | | | | | | | | | | | |
| W | D | H | W | D | H | W | H | | | | | | | | | | | | | | | | | | | | | | | | | |
| IN 29.5 | 30 | 32 | 26 | 19 | 18 | 26 | 14 | | | | | | | | | | | | | | | | | | | | | | | | | |
| MM 749 | 762 | 813 | 660 | 483 | 457 | 660 | 356 | | | | | | | | | | | | | | | | | | | | | | | | | |
|  <p>R27802</p> <p>Lounge Chair - High Back COM: 4.5 YD 4.11 M Unit weight: 52 LB 23.6 KG Carton weight: 71 LB 32.21 KG Carton volume: 24.75 FT³ 0.7 MT³</p> | <p>For power/USB unit, please see electrical placement chart.</p> <p>Includes ganging hardware (2 sides).</p> <p>Add \$72, \$46 for (S2), (SE) Add \$533 for 36 lbs. (CW) Add \$59 for (SU) or \$298 for (BS) Add \$28 for (TP) Add \$81 for (MB)</p> | R27802 | 1878 | 2022 | 2143 | 2284 | 2513 | 2724 | 2935 | 3120 | 3349 | 3565 | 3858 | 4272 | | | | | | | | | | | | | | | | | | |
| | | <table border="1"> <thead> <tr> <th colspan="3">OVERALL DIMENSIONS</th> <th colspan="3">SEAT DIMENSIONS</th> <th colspan="2">BACK DIMENSIONS</th> </tr> <tr> <th>W</th> <th>D</th> <th>H</th> <th>W</th> <th>D</th> <th>H</th> <th>W</th> <th>H</th> </tr> </thead> <tbody> <tr> <td>IN 26</td> <td>30.5</td> <td>41.5</td> <td>26</td> <td>19</td> <td>18</td> <td>26</td> <td>23.5</td> </tr> <tr> <td>MM 660</td> <td>775</td> <td>1054</td> <td>660</td> <td>483</td> <td>457</td> <td>660</td> <td>597</td> </tr> </tbody> </table> <p>RTA 00 1 per carton</p> | OVERALL DIMENSIONS | | | SEAT DIMENSIONS | | | BACK DIMENSIONS | | W | D | H | W | D | H | W | H | IN 26 | 30.5 | 41.5 | 26 | 19 | 18 | 26 | 23.5 | MM 660 | 775 | 1054 | 660 | 483 | 457 |
| OVERALL DIMENSIONS | | | SEAT DIMENSIONS | | | BACK DIMENSIONS | | | | | | | | | | | | | | | | | | | | | | | | | | |
| W | D | H | W | D | H | W | H | | | | | | | | | | | | | | | | | | | | | | | | | |
| IN 26 | 30.5 | 41.5 | 26 | 19 | 18 | 26 | 23.5 | | | | | | | | | | | | | | | | | | | | | | | | | |
| MM 660 | 775 | 1054 | 660 | 483 | 457 | 660 | 597 | | | | | | | | | | | | | | | | | | | | | | | | | |
|  <p>R27802B</p> <p>Lounge Chair - High Back w/Uph Arms COM: 6.5 YD 5.94 M Unit weight: 72 LB 32.7 KG Carton weight: 88.5 LB 40.14 KG Carton volume: 31.25 FT³ 0.88 MT³</p> | <p>For power/USB unit, please see electrical placement chart.</p> <p>Ganging not available.</p> <p>Add \$112, \$46 for (S2), (SE) Add \$533 for 36 lbs. (CW) Add \$59 for (SU) or \$298 for (BS) Add \$28 for (TP) Add \$81 for (MB)</p> | R27802B | 2472 | 2680 | 2855 | 3058 | 3389 | 3694 | 3999 | 4266 | 4597 | 4909 | 5332 | 5930 | | | | | | | | | | | | | | | | | | |
| | | <table border="1"> <thead> <tr> <th colspan="3">OVERALL DIMENSIONS</th> <th colspan="3">SEAT DIMENSIONS</th> <th colspan="2">BACK DIMENSIONS</th> </tr> <tr> <th>W</th> <th>D</th> <th>H</th> <th>W</th> <th>D</th> <th>H</th> <th>W</th> <th>H</th> </tr> </thead> <tbody> <tr> <td>IN 33</td> <td>30.5</td> <td>41.5</td> <td>26</td> <td>19</td> <td>18</td> <td>26</td> <td>23.5</td> </tr> <tr> <td>MM 838</td> <td>775</td> <td>1054</td> <td>660</td> <td>483</td> <td>457</td> <td>660</td> <td>597</td> </tr> </tbody> </table> <p>RTA 00 1 per carton</p> | OVERALL DIMENSIONS | | | SEAT DIMENSIONS | | | BACK DIMENSIONS | | W | D | H | W | D | H | W | H | IN 33 | 30.5 | 41.5 | 26 | 19 | 18 | 26 | 23.5 | MM 838 | 775 | 1054 | 660 | 483 | 457 |
| OVERALL DIMENSIONS | | | SEAT DIMENSIONS | | | BACK DIMENSIONS | | | | | | | | | | | | | | | | | | | | | | | | | | |
| W | D | H | W | D | H | W | H | | | | | | | | | | | | | | | | | | | | | | | | | |
| IN 33 | 30.5 | 41.5 | 26 | 19 | 18 | 26 | 23.5 | | | | | | | | | | | | | | | | | | | | | | | | | |
| MM 838 | 775 | 1054 | 660 | 483 | 457 | 660 | 597 | | | | | | | | | | | | | | | | | | | | | | | | | |

| DESCRIPTION | FEATURES | MODEL# | STANDARD TEXTILE GRADES | | | | | | | | | | | |
|---|--|--|--|--------------|----------|------------------------|----------|----------|------------------------|----------|------|------|------|------|
| | | | 1 | 2 | 3 | 4 | 5 | 6 | 7 | 8 | 9 | 10 | 11 | 12 |
|  <p>Lounge Chair - High Back w/Uph Arms (Left/Right) COM: 5.5 YD 5.03 M Unit weight: 62 LB 28.2 KG Carton weight: 78.5 LB 35.61 KG Carton volume: 31.25 FT³ 0.88 MT³</p> | <p>For power/USB unit, please see electrical placement chart.</p> <p>Includes ganging hardware (1 side only).</p> <p>Add \$91, \$46 for (S2), (SE) Add \$533 for 36 lbs. (CW) Add \$59 for (SU) or \$298 for (BS) Add \$28 for (TP) Add \$81 for (MB)</p> | <p>R27802L R27802R</p> | 1 | 2 | 3 | 4 | 5 | 6 | 7 | 8 | 9 | 10 | 11 | 12 |
| | | | 2175 | 2351 | 2499 | 2671 | 2951 | 3209 | 3467 | 3693 | 3973 | 4237 | 4595 | 5101 |
| | | | OVERALL DIMENSIONS | | | SEAT DIMENSIONS | | | BACK DIMENSIONS | | | | | |
| | | | W | D | H | W | D | H | W | H | | | | |
| | | | IN 29.5 | 30.5 | 41.5 | 26 | 19 | 18 | 26 | 23.5 | | | | |
| | | | MM 749 | 775 | 1054 | 660 | 483 | 457 | 660 | 597 | | | | |
| | | | RTA 00 | 1 per carton | | | | | | | | | | |
|  <p>Lounge Chair - Extended Back COM: 4.75 YD 4.34 M Unit weight: 64 LB 29.1 KG Carton weight: 81 LB 36.74 KG Carton volume: 28 FT³ 0.79 MT³</p> | <p>For power/USB unit, please see electrical placement chart.</p> <p>Includes ganging hardware (2 sides).</p> <p>Add \$72, \$46 for (S2), (SE) Add \$533 for 36 lbs. (CW) Add \$59 for (SU) or \$298 for (BS) Add \$28 for (TP) Add \$81 for (MB)</p> | <p>R27803</p> | 1 | 2 | 3 | 4 | 5 | 6 | 7 | 8 | 9 | 10 | 11 | 12 |
| | | | 1972 | 2124 | 2252 | 2400 | 2642 | 2865 | 3088 | 3283 | 3525 | 3753 | 4062 | 4499 |
| | | | OVERALL DIMENSIONS | | | SEAT DIMENSIONS | | | BACK DIMENSIONS | | | | | |
| | | | W | D | H | W | D | H | W | H | | | | |
| | | | IN 26 | 31 | 47 | 26 | 19 | 18 | 26 | 29 | | | | |
| | | | MM 660 | 787 | 1194 | 660 | 483 | 457 | 660 | 597 | | | | |
| | | | RTA 00 | 1 per carton | | | | | | | | | | |
|  <p>Lounge Chair - Extended Back w/Uph Arms COM: 6.75 YD 6.17 M Unit weight: 84 LB 38.2 KG Carton weight: 101.5 LB 46.04 KG Carton volume: 35 FT³ 0.99 MT³</p> | <p>For power/USB unit, please see electrical placement chart.</p> <p>Ganging not available.</p> <p>Add \$117, \$46 for (S2), (SE) Add \$533 for 36 lbs. (CW) Add \$59 for (SU) or \$298 for (BS) Add \$28 for (TP) Add \$81 for (MB)</p> | <p>R27803B</p> | 1 | 2 | 3 | 4 | 5 | 6 | 7 | 8 | 9 | 10 | 11 | 12 |
| | | | 2566 | 2782 | 2964 | 3174 | 3518 | 3835 | 4152 | 4429 | 4773 | 5097 | 5536 | 6157 |
| | | | OVERALL DIMENSIONS | | | SEAT DIMENSIONS | | | BACK DIMENSIONS | | | | | |
| | | | W | D | H | W | D | H | W | H | | | | |
| | | | IN 33 | 31 | 47 | 26 | 19 | 18 | 26 | 29 | | | | |
| | | | MM 838 | 787 | 1194 | 660 | 483 | 457 | 660 | 737 | | | | |
| | | | RTA 00 | 1 per carton | | | | | | | | | | |
|  <p>Lounge Chair - Extended Back w/Uph Arms (Left/Right) COM: 5.75 YD 5.26 M Unit weight: 74 LB 33.6 KG Carton weight: 91.5 LB 41.5 KG Carton volume: 35 FT³ 0.99 MT³</p> | <p>For power/USB unit, please see electrical placement chart.</p> <p>Includes ganging hardware (1 side only).</p> <p>Add \$97, \$46 for (S2), (SE) Add \$533 for 36 lbs. (CW) Add \$59 for (SU) or \$298 for (BS) Add \$28 for (TP) Add \$81 for (MB)</p> | <p>R27803L R27803R</p> | 1 | 2 | 3 | 4 | 5 | 6 | 7 | 8 | 9 | 10 | 11 | 12 |
| | | | 2269 | 2453 | 2608 | 2787 | 3080 | 3350 | 3620 | 3856 | 4149 | 4425 | 4799 | 5328 |
| | | | OVERALL DIMENSIONS | | | SEAT DIMENSIONS | | | BACK DIMENSIONS | | | | | |
| | | | W | D | H | W | D | H | W | H | | | | |
| | | | IN 29.5 | 31 | 47 | 26 | 19 | 18 | 26 | 29 | | | | |
| | | | MM 749 | 787 | 1194 | 660 | 483 | 457 | 660 | 737 | | | | |
| | | | RTA 00 | 1 per carton | | | | | | | | | | |
|  <p>Two Seater - Standard Back COM: 4.75 YD 4.34 M Unit weight: 91 LB 41.4 KG Carton weight: 113 LB 51.26 KG Carton volume: 28 FT³ 0.79 MT³</p> | <p>For power/USB unit, please see electrical placement chart.</p> <p>Includes ganging hardware (2 sides).</p> <p>Add \$85, \$71 for (S2), (SE) Add \$1067 for 72 lbs. (CW), (C6) Add \$119 for (SU) or \$476 for (BS) Add \$28 for (TP) Add \$161 for (MB)</p> | <p>R27804 R27804S</p> | 1 | 2 | 3 | 4 | 5 | 6 | 7 | 8 | 9 | 10 | 11 | 12 |
| | | | 2647 | 2799 | 2927 | 3075 | 3317 | 3540 | 3763 | 3958 | 4200 | 4428 | 4737 | 5174 |
| | | | shelf model IN W52 D40.5 H32 MM W1321 D1029 H813 | | | | | | | | | | | |
| | | | OVERALL DIMENSIONS | | | SEAT DIMENSIONS | | | BACK DIMENSIONS | | | | | |
| | | | W | D | H | W | D | H | W | H | | | | |
| | | | IN 52 | 30 | 32 | 52 | 19 | 18 | 52 | 14 | | | | |
| | | | MM 1321 | 762 | 813 | 1321 | 483 | 457 | 1321 | 356 | | | | |
| | | | RTA 00 | 1 per carton | | | | | | | | | | |

| DESCRIPTION | FEATURES | MODEL# | STANDARD TEXTILE GRADES | | | | | | | | | | | | | | | | | | | | | | | | | | | | | | | | | | | | | | | | | |
|--|---|--|-------------------------|-----|-----|-----------------|------|---|-----------------|---|---|----|----|----|---|---|---|---|---------|------|------|----|----|----|----|------|---------|-----|------|------|-----|-----|------|-----|--|--|--|--|--|--|--|--|--|--|
| | | | 1 | 2 | 3 | 4 | 5 | 6 | 7 | 8 | 9 | 10 | 11 | 12 | | | | | | | | | | | | | | | | | | | | | | | | | | | | | | |
|  <p>R27804B R27804SB</p> <p>Two Seater - Standard Back w/Uph Arms COM: 6.75 YD 6.17 M Unit weight: 111 LB 50.5 KG Carton weight: 133 LB 60.33 KG Carton volume: 42.5 FT³ 1.2 MT³</p> | <p>For power/USB unit, please see electrical placement chart.</p> <p>Ganging not available.</p> <p>Add \$127, \$71 for (S2), (SE) Add \$1067 for 72 lbs. (CW), (C6) Add \$119 for (SU) or \$476 for (BS) Add \$28 for (TP) Add \$161 for (MB)</p> | <p>R27804B 3241 3457 3639 3849 4193 4510 4827 5104 5448 5772 6211 6832</p> <p>R27804SB 3803 4019 4201 4411 4755 5072 5389 5666 6010 6334 6773 7394</p> <p>shelf model in W59 D40.5 H32 MM W1499 D1029 H813</p> | | | | | | | | | | | | | | | | | | | | | | | | | | | | | | | | | | | | | | | | | | |
| | | <table border="1"> <thead> <tr> <th colspan="3">OVERALL DIMENSIONS</th> <th colspan="3">SEAT DIMENSIONS</th> <th colspan="2">BACK DIMENSIONS</th> </tr> <tr> <th>W</th> <th>D</th> <th>H</th> <th>W</th> <th>D</th> <th>H</th> <th>W</th> <th>H</th> </tr> </thead> <tbody> <tr> <td>IN 59</td> <td>30</td> <td>32</td> <td>52</td> <td>19</td> <td>18</td> <td>52</td> <td>14</td> </tr> <tr> <td>MM 1499</td> <td>762</td> <td>813</td> <td>1321</td> <td>483</td> <td>457</td> <td>1321</td> <td>356</td> </tr> </tbody> </table> <p>RTA 00 1 per carton</p> | OVERALL DIMENSIONS | | | SEAT DIMENSIONS | | | BACK DIMENSIONS | | W | D | H | W | D | H | W | H | IN 59 | 30 | 32 | 52 | 19 | 18 | 52 | 14 | MM 1499 | 762 | 813 | 1321 | 483 | 457 | 1321 | 356 | | | | | | | | | | |
| OVERALL DIMENSIONS | | | SEAT DIMENSIONS | | | BACK DIMENSIONS | | | | | | | | | | | | | | | | | | | | | | | | | | | | | | | | | | | | | | |
| W | D | H | W | D | H | W | H | | | | | | | | | | | | | | | | | | | | | | | | | | | | | | | | | | | | | |
| IN 59 | 30 | 32 | 52 | 19 | 18 | 52 | 14 | | | | | | | | | | | | | | | | | | | | | | | | | | | | | | | | | | | | | |
| MM 1499 | 762 | 813 | 1321 | 483 | 457 | 1321 | 356 | | | | | | | | | | | | | | | | | | | | | | | | | | | | | | | | | | | | | |
|  <p>R27804L R27804SR</p> <p>Two Seater - Standard Back w/Uph Arms (Left/Right) COM: 5.75 YD 5.26 M Unit weight: 101 LB 45.9 KG Carton weight: 123 LB 55.79 KG Carton volume: 42.5 FT³ 1.2 MT³</p> | <p>For power/USB unit, please see electrical placement chart.</p> <p>Includes ganging hardware (1 side only).</p> <p>Add \$106, \$71 for (S2), (SE) Add \$1067 for 72 lbs. (CW), (C6) Add \$119 for (SU) or \$476 for (BS) Add \$28 for (TP) Add \$161 for (MB)</p> | <p>R27804L 2944 3128 3283 3462 3755 4025 4295 4531 4824 5100 5474 6003</p> <p>R27804SR 3506 3690 3845 4024 4317 4587 4857 5093 5386 5662 6036 6565</p> <p>shelf model in W55.5 D40.5 H32 MM W1410 D1029 H813</p> | | | | | | | | | | | | | | | | | | | | | | | | | | | | | | | | | | | | | | | | | | |
| | | <table border="1"> <thead> <tr> <th colspan="3">OVERALL DIMENSIONS</th> <th colspan="3">SEAT DIMENSIONS</th> <th colspan="2">BACK DIMENSIONS</th> </tr> <tr> <th>W</th> <th>D</th> <th>H</th> <th>W</th> <th>D</th> <th>H</th> <th>W</th> <th>H</th> </tr> </thead> <tbody> <tr> <td>IN 55.5</td> <td>30</td> <td>32</td> <td>52</td> <td>19</td> <td>18</td> <td>52</td> <td>14</td> </tr> <tr> <td>MM 1410</td> <td>762</td> <td>813</td> <td>1321</td> <td>483</td> <td>457</td> <td>1321</td> <td>356</td> </tr> </tbody> </table> <p>RTA 00 1 per carton</p> | OVERALL DIMENSIONS | | | SEAT DIMENSIONS | | | BACK DIMENSIONS | | W | D | H | W | D | H | W | H | IN 55.5 | 30 | 32 | 52 | 19 | 18 | 52 | 14 | MM 1410 | 762 | 813 | 1321 | 483 | 457 | 1321 | 356 | | | | | | | | | | |
| OVERALL DIMENSIONS | | | SEAT DIMENSIONS | | | BACK DIMENSIONS | | | | | | | | | | | | | | | | | | | | | | | | | | | | | | | | | | | | | | |
| W | D | H | W | D | H | W | H | | | | | | | | | | | | | | | | | | | | | | | | | | | | | | | | | | | | | |
| IN 55.5 | 30 | 32 | 52 | 19 | 18 | 52 | 14 | | | | | | | | | | | | | | | | | | | | | | | | | | | | | | | | | | | | | |
| MM 1410 | 762 | 813 | 1321 | 483 | 457 | 1321 | 356 | | | | | | | | | | | | | | | | | | | | | | | | | | | | | | | | | | | | | |
|  <p>R27805 R27805S</p> <p>Two Seater - High Back COM: 5.5 YD 5.03 M Unit weight: 94 LB 42.7 KG Carton weight: 116 LB 52.62 KG Carton volume: 19.75 FT³ 0.55 MT³</p> | <p>For power/USB unit, please see electrical placement chart.</p> <p>Includes ganging hardware (2 sides).</p> <p>Add \$115, \$71 for (S2), (SE) Add \$1067 for 72 lbs. (CW), (C6) Add \$119 for (SU) or \$476 for (BS) Add \$28 for (TP) Add \$161 for (MB)</p> | <p>R27805 2946 3122 3271 3441 3722 3980 4239 4464 4745 5009 5366 5872</p> <p>R27805S 3508 3684 3833 4003 4284 4542 4801 5026 5307 5571 5928 6434</p> <p>shelf model in W52 D41 H41.5 MM W1321 D1041 H1054</p> | | | | | | | | | | | | | | | | | | | | | | | | | | | | | | | | | | | | | | | | | | |
| | | <table border="1"> <thead> <tr> <th colspan="3">OVERALL DIMENSIONS</th> <th colspan="3">SEAT DIMENSIONS</th> <th colspan="2">BACK DIMENSIONS</th> </tr> <tr> <th>W</th> <th>D</th> <th>H</th> <th>W</th> <th>D</th> <th>H</th> <th>W</th> <th>H</th> </tr> </thead> <tbody> <tr> <td>IN 52</td> <td>30.5</td> <td>41.5</td> <td>52</td> <td>19</td> <td>18</td> <td>52</td> <td>23.5</td> </tr> <tr> <td>MM 1321</td> <td>775</td> <td>1054</td> <td>1321</td> <td>483</td> <td>457</td> <td>1321</td> <td>597</td> </tr> </tbody> </table> <p>RTA 00 1 per carton</p> | OVERALL DIMENSIONS | | | SEAT DIMENSIONS | | | BACK DIMENSIONS | | W | D | H | W | D | H | W | H | IN 52 | 30.5 | 41.5 | 52 | 19 | 18 | 52 | 23.5 | MM 1321 | 775 | 1054 | 1321 | 483 | 457 | 1321 | 597 | | | | | | | | | | |
| OVERALL DIMENSIONS | | | SEAT DIMENSIONS | | | BACK DIMENSIONS | | | | | | | | | | | | | | | | | | | | | | | | | | | | | | | | | | | | | | |
| W | D | H | W | D | H | W | H | | | | | | | | | | | | | | | | | | | | | | | | | | | | | | | | | | | | | |
| IN 52 | 30.5 | 41.5 | 52 | 19 | 18 | 52 | 23.5 | | | | | | | | | | | | | | | | | | | | | | | | | | | | | | | | | | | | | |
| MM 1321 | 775 | 1054 | 1321 | 483 | 457 | 1321 | 597 | | | | | | | | | | | | | | | | | | | | | | | | | | | | | | | | | | | | | |
|  <p>R27805B R27805SB</p> <p>Two Seater - High Back w/Uph Arms COM: 7.5 YD 6.86 M Unit weight: 114 LB 51.8 KG Carton weight: 116 LB 52.62 KG Carton volume: 19.75 FT³ 0.55 MT³</p> | <p>For power/USB unit, please see electrical placement chart.</p> <p>Ganging not available.</p> <p>Add \$155, \$71 for (S2), (SE) Add \$1067 for 72 lbs. (CW), (C6) Add \$119 for (SU) or \$476 for (BS) Add \$28 for (TP) Add \$161 for (MB)</p> | <p>R27805B 3540 3780 3983 4215 4598 4950 5303 5610 5993 6353 6840 7530</p> <p>R27805SB 4102 4342 4545 4777 5160 5512 5865 6172 6555 6915 7402 8092</p> <p>shelf model in W59 D41 H41.5 MM W1499 D1041 H1054</p> | | | | | | | | | | | | | | | | | | | | | | | | | | | | | | | | | | | | | | | | | | |
| | | <table border="1"> <thead> <tr> <th colspan="3">OVERALL DIMENSIONS</th> <th colspan="3">SEAT DIMENSIONS</th> <th colspan="2">BACK DIMENSIONS</th> </tr> <tr> <th>W</th> <th>D</th> <th>H</th> <th>W</th> <th>D</th> <th>H</th> <th>W</th> <th>H</th> </tr> </thead> <tbody> <tr> <td>IN 59</td> <td>30.5</td> <td>41.5</td> <td>52</td> <td>19</td> <td>18</td> <td>52</td> <td>23.5</td> </tr> <tr> <td>MM 1499</td> <td>775</td> <td>1054</td> <td>1321</td> <td>483</td> <td>457</td> <td>1321</td> <td>597</td> </tr> </tbody> </table> <p>RTA 00 1 per carton</p> | OVERALL DIMENSIONS | | | SEAT DIMENSIONS | | | BACK DIMENSIONS | | W | D | H | W | D | H | W | H | IN 59 | 30.5 | 41.5 | 52 | 19 | 18 | 52 | 23.5 | MM 1499 | 775 | 1054 | 1321 | 483 | 457 | 1321 | 597 | | | | | | | | | | |
| OVERALL DIMENSIONS | | | SEAT DIMENSIONS | | | BACK DIMENSIONS | | | | | | | | | | | | | | | | | | | | | | | | | | | | | | | | | | | | | | |
| W | D | H | W | D | H | W | H | | | | | | | | | | | | | | | | | | | | | | | | | | | | | | | | | | | | | |
| IN 59 | 30.5 | 41.5 | 52 | 19 | 18 | 52 | 23.5 | | | | | | | | | | | | | | | | | | | | | | | | | | | | | | | | | | | | | |
| MM 1499 | 775 | 1054 | 1321 | 483 | 457 | 1321 | 597 | | | | | | | | | | | | | | | | | | | | | | | | | | | | | | | | | | | | | |
|  <p>R27805L R27805SR</p> <p>Two Seater - High Back w/Uph Arms (Left/Right) COM: 6.5 YD 5.94 M Unit weight: 104 LB 47.3 KG Carton weight: 128 LB 58.06 KG Carton volume: 54 FT³ 1.52 MT³</p> | <p>For power/USB unit, please see electrical placement chart.</p> <p>Includes ganging hardware (1 side only).</p> <p>Add \$134, \$71 for (S2), (SE) Add \$1067 for 72 lbs. (CW), (C6) Add \$119 for (SU) or \$476 for (BS) Add \$28 for (TP) Add \$161 for (MB)</p> | <p>R27805L 3243 3451 3627 3828 4160 4465 4771 5037 5369 5681 6103 6701</p> <p>R27805SR 3805 4013 4189 4390 4722 5027 5333 5599 5931 6243 6665 7263</p> <p>shelf model in W55.5 D41 H41.5 MM W1410 D1041 H1054</p> | | | | | | | | | | | | | | | | | | | | | | | | | | | | | | | | | | | | | | | | | | |
| | | <table border="1"> <thead> <tr> <th colspan="3">OVERALL DIMENSIONS</th> <th colspan="3">SEAT DIMENSIONS</th> <th colspan="2">BACK DIMENSIONS</th> </tr> <tr> <th>W</th> <th>D</th> <th>H</th> <th>W</th> <th>D</th> <th>H</th> <th>W</th> <th>H</th> </tr> </thead> <tbody> <tr> <td>IN 55.5</td> <td>30.5</td> <td>41.5</td> <td>52</td> <td>19</td> <td>18</td> <td>52</td> <td>23.5</td> </tr> <tr> <td>MM 1410</td> <td>775</td> <td>1054</td> <td>1321</td> <td>483</td> <td>457</td> <td>1321</td> <td>597</td> </tr> </tbody> </table> <p>RTA 00 1 per carton</p> | OVERALL DIMENSIONS | | | SEAT DIMENSIONS | | | BACK DIMENSIONS | | W | D | H | W | D | H | W | H | IN 55.5 | 30.5 | 41.5 | 52 | 19 | 18 | 52 | 23.5 | MM 1410 | 775 | 1054 | 1321 | 483 | 457 | 1321 | 597 | | | | | | | | | | |
| OVERALL DIMENSIONS | | | SEAT DIMENSIONS | | | BACK DIMENSIONS | | | | | | | | | | | | | | | | | | | | | | | | | | | | | | | | | | | | | | |
| W | D | H | W | D | H | W | H | | | | | | | | | | | | | | | | | | | | | | | | | | | | | | | | | | | | | |
| IN 55.5 | 30.5 | 41.5 | 52 | 19 | 18 | 52 | 23.5 | | | | | | | | | | | | | | | | | | | | | | | | | | | | | | | | | | | | | |
| MM 1410 | 775 | 1054 | 1321 | 483 | 457 | 1321 | 597 | | | | | | | | | | | | | | | | | | | | | | | | | | | | | | | | | | | | | |

DESCRIPTION FEATURES MODEL# STANDARD TEXTILE GRADES



Two Seater - Extended Back
 COM: 5.5 YD | 5.03 M
 Unit weight: 106 LB | 48.2 KG
 Carton weight: 71 LB | 32.21 KG
 Carton volume: 24.75 FT³ | 0.7 MT³

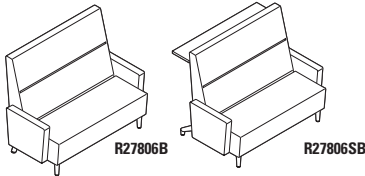
For power/USB unit, please see electrical placement chart.
 Includes ganging hardware (2 sides).
 Add \$123, \$71 for **(S2), (SE)**
 Add \$1067 for 72 lbs. **(CW), (C6)**
 Add \$119 for **(SU)** or \$476 for **(BS)**
 Add \$28 for **(TP)**
 Add \$161 for **(MB)**

| | 1 | 2 | 3 | 4 | 5 | 6 | 7 | 8 | 9 | 10 | 11 | 12 |
|----------------|------|------|------|------|------|------|------|------|------|------|------|------|
| R27806 | 3117 | 3293 | 3442 | 3612 | 3893 | 4151 | 4410 | 4635 | 4916 | 5180 | 5537 | 6043 |
| R27806S | 3678 | 3854 | 4003 | 4173 | 4454 | 4712 | 4971 | 5196 | 5477 | 5741 | 6098 | 6604 |

shelf model in W52 D41.5 H47 | MM W1321 D1054 H1194

| OVERALL DIMENSIONS | | | SEAT DIMENSIONS | | | BACK DIMENSIONS | | |
|--------------------|-----|------|-----------------|-----|-----|-----------------|-----|--|
| W | D | H | W | D | H | W | H | |
| IN 52 | 31 | 47 | 52 | 19 | 18 | 52 | 29 | |
| MM 1321 | 787 | 1194 | 1321 | 483 | 457 | 1321 | 737 | |

RTA 00 1 per carton



Two Seater - Extended Back w/Uph Arms
 COM: 8 YD | 7.32 M
 Unit weight: 126 LB | 57.3 KG
 Carton weight: 151 LB | 68.49 KG
 Carton volume: 60.5 FT³ | 1.71 MT³

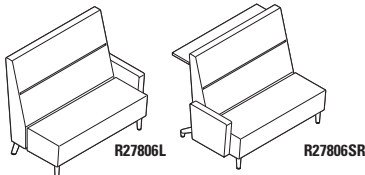
For power/USB unit, please see electrical placement chart.
 Ganging not available.
 Add \$162, \$71 for **(S2), (SE)**
 Add \$1067 for 72 lbs. **(CW), (C6)**
 Add \$119 for **(SU)** or \$476 for **(BS)**
 Add \$28 for **(TP)**
 Add \$161 for **(MB)**

| | 1 | 2 | 3 | 4 | 5 | 6 | 7 | 8 | 9 | 10 | 11 | 12 |
|-----------------|------|------|------|------|------|------|------|------|------|------|------|------|
| R27806B | 3711 | 3967 | 4183 | 4431 | 4839 | 5215 | 5591 | 5919 | 6327 | 6711 | 7231 | 7967 |
| R27806SB | 4272 | 4528 | 4744 | 4992 | 5400 | 5776 | 6152 | 6480 | 6888 | 7272 | 7792 | 8528 |

shelf model in W59 D41.5 H47 | MM W1499 D1054 H1194

| OVERALL DIMENSIONS | | | SEAT DIMENSIONS | | | BACK DIMENSIONS | | |
|--------------------|-----|------|-----------------|-----|-----|-----------------|-----|--|
| W | D | H | W | D | H | W | H | |
| IN 59 | 31 | 47 | 52 | 19 | 18 | 52 | 29 | |
| MM 1499 | 787 | 1194 | 1321 | 483 | 457 | 1321 | 737 | |

RTA 00 1 per carton



Two Seater - Extended Back w/Uph Arms (Left/Right)
 COM: 7 YD | 6.4 M
 Unit weight: 116 LB | 52.7 KG
 Carton weight: 141 LB | 63.96 KG
 Carton volume: 60.5 FT³ | 1.71 MT³

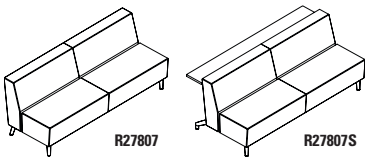
For power/USB unit, please see electrical placement chart.
 Includes ganging hardware (1 side only).
 Add \$142, \$71 for **(S2), (SE)**
 Add \$1067 for 72 lbs. **(CW), (C6)**
 Add \$119 for **(SU)** or \$476 for **(BS)**
 Add \$28 for **(TP)**
 Add \$161 for **(MB)**

| | 1 | 2 | 3 | 4 | 5 | 6 | 7 | 8 | 9 | 10 | 11 | 12 |
|-----------------|------|------|------|------|------|------|------|------|------|------|------|------|
| R27806L | 3414 | 3638 | 3827 | 4044 | 4401 | 4730 | 5059 | 5346 | 5703 | 6039 | 6494 | 7138 |
| R27806R | | | | | | | | | | | | |
| R27806SL | 3975 | 4199 | 4388 | 4605 | 4962 | 5291 | 5620 | 5907 | 6264 | 6600 | 7055 | 7699 |
| R27806SR | | | | | | | | | | | | |

shelf model in W55.5 D41.5 H47 | MM W1410 D1054 H1194

| OVERALL DIMENSIONS | | | SEAT DIMENSIONS | | | BACK DIMENSIONS | | |
|--------------------|-----|------|-----------------|-----|-----|-----------------|-----|--|
| W | D | H | W | D | H | W | H | |
| IN 55.5 | 31 | 47 | 52 | 19 | 18 | 52 | 29 | |
| MM 1410 | 787 | 1194 | 1321 | 483 | 457 | 1321 | 737 | |

RTA 00 1 per carton



Three Seater - Standard Back
 COM: 8 YD | 7.32 M
 Unit weight: 120 LB | 54.5 KG
 Carton weight: 152 LB | 68.95 KG
 Carton volume: 55.5 FT³ | 1.57 MT³

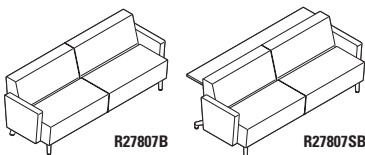
For power/USB unit, please see electrical placement chart.
 Includes ganging hardware (2 sides).
 Add \$101, \$84 for **(S2), (SE)**
 Add \$1067 for 72 lbs. **(CW), (C6)**
 Add \$179 for **(SU)** or \$655 for **(BS)**
 Add \$28 for **(TP)**
 Add \$243 for **(MB)**

| | 1 | 2 | 3 | 4 | 5 | 6 | 7 | 8 | 9 | 10 | 11 | 12 |
|----------------|------|------|------|------|------|------|------|------|------|------|------|------|
| R27807 | 3783 | 4039 | 4256 | 4503 | 4912 | 5287 | 5664 | 5991 | 6400 | 6784 | 7303 | 8039 |
| R27807S | 4531 | 4787 | 5004 | 5251 | 5660 | 6035 | 6412 | 6739 | 7148 | 7532 | 8051 | 8787 |

shelf model in W78 D40.5 H32 | MM W1981 D1029 H813

| OVERALL DIMENSIONS | | | SEAT DIMENSIONS | | | BACK DIMENSIONS | | |
|--------------------|-----|-----|-----------------|-----|-----|-----------------|-----|--|
| W | D | H | W | D | H | W | H | |
| IN 78 | 30 | 32 | 78 | 19 | 18 | 78 | 14 | |
| MM 1981 | 762 | 813 | 1981 | 483 | 457 | 1981 | 356 | |

RTA 00 1 per carton



Three Seater - Standard Back w/Uph Arms
 COM: 10 YD | 9.14 M
 Unit weight: 140 LB | 63.6 KG
 Carton weight: 170 LB | 77.11 KG
 Carton volume: 60.5 FT³ | 1.71 MT³

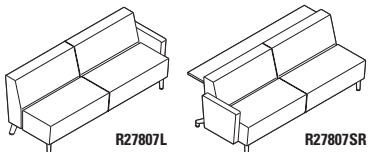
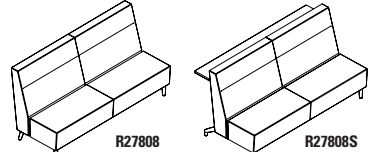
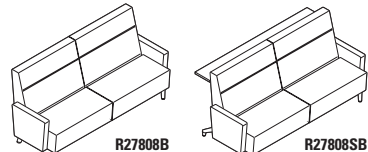
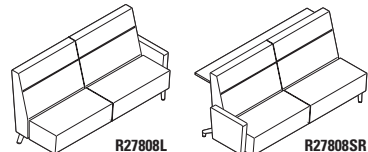
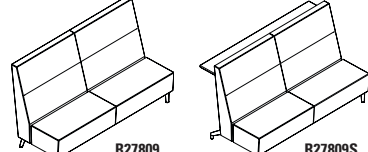
For power/USB unit, please see electrical placement chart.
 Ganging not available.
 Add \$137, \$84 for **(S2), (SE)**
 Add \$1067 for 72 lbs. **(CW), (C6)**
 Add \$179 for **(SU)** or \$655 for **(BS)**
 Add \$28 for **(TP)**
 Add \$243 for **(MB)**

| | 1 | 2 | 3 | 4 | 5 | 6 | 7 | 8 | 9 | 10 | 11 | 12 |
|-----------------|------|------|------|------|------|------|------|------|------|------|------|-------|
| R27807B | 4377 | 4697 | 4968 | 5277 | 5788 | 6257 | 6728 | 7137 | 7648 | 8128 | 8777 | 9697 |
| R27807SB | 5125 | 5445 | 5716 | 6025 | 6536 | 7005 | 7476 | 7885 | 8396 | 8876 | 9525 | 10445 |

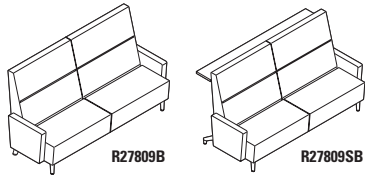
shelf model in W85 D40.5 H32 | MM W2159 D1029 H813

| OVERALL DIMENSIONS | | | SEAT DIMENSIONS | | | BACK DIMENSIONS | | |
|--------------------|-----|-----|-----------------|-----|-----|-----------------|-----|--|
| W | D | H | W | D | H | W | H | |
| IN 85 | 30 | 32 | 78 | 19 | 18 | 78 | 14 | |
| MM 2159 | 762 | 813 | 1981 | 483 | 457 | 1981 | 356 | |

RTA 00 1 per carton

| DESCRIPTION | FEATURES | MODEL# | STANDARD TEXTILE GRADES | | | | | | | | | | | |
|---|---|---|-------------------------|------|------|------|------|------|------|------|------|------|-------|-------|
| | | | 1 | 2 | 3 | 4 | 5 | 6 | 7 | 8 | 9 | 10 | 11 | 12 |
|  <p>R27807L R27807SR</p> <p>Three Seater - Standard Back w/Uph Arms (Left/Right) COM: 9 YD 8.23 M Unit weight: 130 LB 59.1 KG Carton weight: 160 LB 72.57 KG Carton volume: 60.5 FT³ 1.71 MT³</p> | <p>For power/USB unit, please see electrical placement chart.</p> <p>Includes ganging hardware (1 side only).</p> <p>Add \$120, \$84 for (S2), (SE) Add \$1067 for 72 lbs. (CW), (C6) Add \$179 for (SU) or \$655 for (BS) Add \$28 for (TP) Add \$243 for (MB)</p> | <p>R27807L</p> <p>R27807R</p> <p>R27807SL</p> <p>R27807SR</p> <p>shelf model in W81.5 D40.5 H32 MM W2070 D1029 H813</p> | 4080 | 4368 | 4612 | 4890 | 5350 | 5772 | 6196 | 6564 | 7024 | 7456 | 8040 | 8868 |
| | | <p>OVERALL DIMENSIONS</p> <p>W D H</p> <p>IN 81.5 30 32 MM 2070 762 813</p> <p>SEAT DIMENSIONS</p> <p>W D H</p> <p>IN 78 19 18 MM 1981 483 457</p> <p>BACK DIMENSIONS</p> <p>W H</p> <p>IN 78 14 MM 1981 356</p> <p>RTA 00 1 per carton</p> | | | | | | | | | | | | |
|  <p>R27808 R27808S</p> <p>Three Seater - High Back COM: 9.25 YD 8.46 M Unit weight: 138 LB 62.7 KG Carton weight: 177 LB 80.29 KG Carton volume: 69.75 FT³ 1.97 MT³</p> | <p>For power/USB unit, please see electrical placement chart.</p> <p>Includes ganging hardware (2 sides).</p> <p>Add \$136, \$84 for (S2), (SE) Add \$1067 for 72 lbs. (CW), (C6) Add \$179 for (SU) or \$655 for (BS) Add \$28 for (TP) Add \$243 for (MB)</p> | <p>R27808</p> <p>R27808S</p> <p>shelf model in W78 D41 H41.5 MM W1981 D1041 H1054</p> | 4486 | 4782 | 5032 | 5319 | 5791 | 6225 | 6660 | 7039 | 7511 | 7955 | 8556 | 9407 |
| | | <p>OVERALL DIMENSIONS</p> <p>W D H</p> <p>IN 78 30.5 41.5 MM 1981 775 1054</p> <p>SEAT DIMENSIONS</p> <p>W D H</p> <p>IN 78 19 18 MM 1981 483 457</p> <p>BACK DIMENSIONS</p> <p>W H</p> <p>IN 78 23.5 MM 1981 597</p> <p>RTA 00 1 per carton</p> | | | | | | | | | | | | |
|  <p>R27808B R27808SB</p> <p>Three Seater - High Back w/Uph Arms COM: 11.25 YD 10.29 M Unit weight: 158 LB 71.8 KG Carton weight: 190.5 LB 86.41 KG Carton volume: 69.75 FT³ 1.97 MT³</p> | <p>For power/USB unit, please see electrical placement chart.</p> <p>Ganging not available.</p> <p>Add \$175, \$84 for (S2), (SE) Add \$1067 for 72 lbs. (CW), (C6) Add \$179 for (SU) or \$655 for (BS) Add \$28 for (TP) Add \$243 for (MB)</p> | <p>R27808B</p> <p>R27808SB</p> <p>shelf model in W85 D41 H41.5 MM W2159 D1041 H1054</p> | 5080 | 5440 | 5744 | 6093 | 6667 | 7195 | 7724 | 8185 | 8759 | 9299 | 10030 | 11065 |
| | | <p>OVERALL DIMENSIONS</p> <p>W D H</p> <p>IN 85 30.5 41.5 MM 2159 775 1054</p> <p>SEAT DIMENSIONS</p> <p>W D H</p> <p>IN 78 19 18 MM 1981 483 457</p> <p>BACK DIMENSIONS</p> <p>W H</p> <p>IN 78 23.5 MM 1981 597</p> <p>RTA 00 1 per carton</p> | | | | | | | | | | | | |
|  <p>R27808L R27808SR</p> <p>Three Seater - High Back w/Uph Arms (Left/Right) COM: 10.25 YD 9.37 M Unit weight: 148 LB 67.3 KG Carton weight: 180.5 LB 81.87 KG Carton volume: 76.75 FT³ 2.17 MT³</p> | <p>For power/USB unit, please see electrical placement chart.</p> <p>Includes ganging hardware (1 side only).</p> <p>Add \$155, \$84 for (S2), (SE) Add \$1067 for 72 lbs. (CW), (C6) Add \$179 for (SU) or \$655 for (BS) Add \$28 for (TP) Add \$243 for (MB)</p> | <p>R27808L</p> <p>R27808R</p> <p>R27808SL</p> <p>R27808SR</p> <p>shelf model in W81.5 D41 H41.5 MM W2070 D1041 H1054</p> | 4783 | 5111 | 5388 | 5706 | 6229 | 6710 | 7192 | 7612 | 8135 | 8627 | 9293 | 10236 |
| | | <p>OVERALL DIMENSIONS</p> <p>W D H</p> <p>IN 81.5 30.5 41.5 MM 2070 775 1054</p> <p>SEAT DIMENSIONS</p> <p>W D H</p> <p>IN 78 19 18 MM 1981 483 457</p> <p>BACK DIMENSIONS</p> <p>W H</p> <p>IN 78 23.5 MM 1981 597</p> <p>RTA 00 1 per carton</p> | | | | | | | | | | | | |
|  <p>R27809 R27809S</p> <p>Three Seater - Extended Back COM: 10 YD 9.14 M Unit weight: 135 LB 61.4 KG Carton weight: 165 LB 74.84 KG Carton volume: 79.25 FT³ 2.24 MT³</p> | <p>For power/USB unit, please see electrical placement chart.</p> <p>Includes ganging hardware (2 sides).</p> <p>Add \$143, \$84 for (S2), (SE) Add \$1067 for 72 lbs. (CW), (C6) Add \$179 for (SU) or \$655 for (BS) Add \$28 for (TP) Add \$243 for (MB)</p> | <p>R27809</p> <p>R27809S</p> <p>shelf model in W78 D41.5 H47 MM W1981 D1054 H1194</p> | 4764 | 5084 | 5355 | 5664 | 6175 | 6644 | 7115 | 7524 | 8035 | 8515 | 9164 | 10084 |
| | | <p>OVERALL DIMENSIONS</p> <p>W D H</p> <p>IN 78 31 47 MM 1981 787 1194</p> <p>SEAT DIMENSIONS</p> <p>W D H</p> <p>IN 78 19 18 MM 1981 483 457</p> <p>BACK DIMENSIONS</p> <p>W H</p> <p>IN 78 29 MM 1981 737</p> <p>RTA 00 1 per carton</p> | | | | | | | | | | | | |

| DESCRIPTION | FEATURES | MODEL# | STANDARD TEXTILE GRADES | | | | | | | | | | | |
|-------------|----------|--------|-------------------------|---|---|---|---|---|---|---|---|----|----|----|
| | | | 1 | 2 | 3 | 4 | 5 | 6 | 7 | 8 | 9 | 10 | 11 | 12 |



Three Seater - Extended Back w/Uph Arms
 COM: 12 YD | 10.97 M
 Unit weight: 155 LB | 70.5 KG
 Carton weight: 190 LB | 86.18 KG
 Carton volume: 86.25 FT³ | 2.44 MT³

For power/USB unit, please see electrical placement chart.

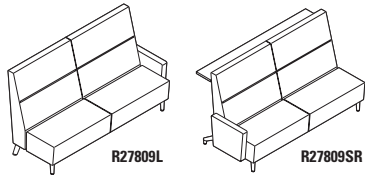
Ganging not available.

Add \$174, \$84 for **(S2)**, **(SE)**
 Add \$1067 for 72 lbs. **(CW)**, **(C6)**
 Add \$179 for **(SU)** or \$655 for **(BS)**
 Add \$28 for **(TP)**
 Add \$243 for **(MB)**

| | | | | | | | | | | | | |
|-----------------|------|------|------|------|------|------|------|------|-------|-------|-------|-------|
| R27809B | 5358 | 5742 | 6067 | 6438 | 7051 | 7614 | 8179 | 8670 | 9283 | 9859 | 10638 | 11742 |
| R27809SB | 6106 | 6490 | 6815 | 7186 | 7799 | 8362 | 8927 | 9418 | 10031 | 10607 | 11386 | 12490 |

shelf model in W85 D41.5 H47 | MM W2159 D1054 H1194

| | OVERALL DIMENSIONS | | | SEAT DIMENSIONS | | | BACK DIMENSIONS | | | | | |
|---------------|--------------------|-----|------|-----------------|-----|-----|-----------------|-----|--|--|--|--|
| | W | D | H | W | D | H | W | H | | | | |
| IN | 85 | 31 | 47 | 78 | 19 | 18 | 78 | 29 | | | | |
| MM | 2159 | 787 | 1194 | 1981 | 483 | 457 | 1981 | 737 | | | | |
| RTA 00 | 1 per carton | | | | | | | | | | | |



Three Seater - Extended Back w/Uph Arms (Left/Right)
 COM: 11 YD | 10.06 M
 Unit weight: 145 LB | 65.9 KG
 Carton weight: 180 LB | 81.65 KG
 Carton volume: 86.25 FT³ | 2.44 MT³

For power/USB unit, please see electrical placement chart.

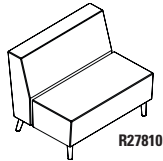
Includes ganging hardware (1 side only).

Add \$162, \$84 for **(S2)**, **(SE)**
 Add \$1067 for 72 lbs. **(CW)**, **(C6)**
 Add \$179 for **(SU)** or \$655 for **(BS)**
 Add \$28 for **(TP)**
 Add \$243 for **(MB)**

| | | | | | | | | | | | | |
|-----------------|------|------|------|------|------|------|------|------|------|------|-------|-------|
| R27809L | 5061 | 5413 | 5711 | 6051 | 6613 | 7129 | 7647 | 8097 | 8659 | 9187 | 9901 | 10913 |
| R27809R | | | | | | | | | | | | |
| R27809SL | 5809 | 6161 | 6459 | 6799 | 7361 | 7877 | 8395 | 8845 | 9407 | 9935 | 10649 | 11661 |
| R27809SR | | | | | | | | | | | | |

shelf model in W81.5 D41.5 H47 | MM W2070 D1054 H1194

| | OVERALL DIMENSIONS | | | SEAT DIMENSIONS | | | BACK DIMENSIONS | | | | | |
|---------------|--------------------|-----|------|-----------------|-----|-----|-----------------|-----|--|--|--|--|
| | W | D | H | W | D | H | W | H | | | | |
| IN | 81.5 | 31 | 47 | 78 | 19 | 18 | 78 | 29 | | | | |
| MM | 2070 | 787 | 1194 | 1981 | 483 | 457 | 1981 | 737 | | | | |
| RTA 00 | 1 per carton | | | | | | | | | | | |



Bariatric Lounge Chair - Standard Back
 COM: 4.25 YD | 3.89 M
 Unit weight: 69 LB | 31.4 KG
 Carton weight: 90 LB | 40.82 KG
 Carton volume: 28.75 FT³ | 0.81 MT³

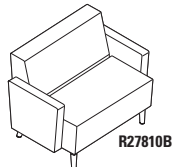
For power/USB unit, please see electrical placement chart.

Includes ganging hardware (2 sides).

Add \$61, \$52 for **(S2)**, **(SE)**
 Add \$533 for 36 lbs. **(CW)**
 Add \$83 for **(SU)** or \$387 for **(BS)**
 Add \$28 for **(TP)**
 Add \$122 for **(MB)**

| | | | | | | | | | | | | |
|---------------|------|------|------|------|------|------|------|------|------|------|------|------|
| R27810 | 2303 | 2439 | 2554 | 2686 | 2902 | 3102 | 3302 | 3476 | 3693 | 3897 | 4173 | 4564 |
|---------------|------|------|------|------|------|------|------|------|------|------|------|------|

| | OVERALL DIMENSIONS | | | SEAT DIMENSIONS | | | BACK DIMENSIONS | | | | | |
|---------------|--------------------|-----|-----|-----------------|-----|-----|-----------------|-----|--|--|--|--|
| | W | D | H | W | D | H | W | H | | | | |
| IN | 39 | 30 | 32 | 39 | 19 | 18 | 39 | 14 | | | | |
| MM | 991 | 762 | 813 | 991 | 483 | 457 | 991 | 356 | | | | |
| RTA 00 | 1 per carton | | | | | | | | | | | |



Bariatric Lounge Chair - Standard Back w/Uph Arms
 COM: 6.25 YD | 5.72 M
 Unit weight: 89 LB | 40.5 KG
 Carton weight: 108 LB | 48.99 KG
 Carton volume: 33 FT³ | 0.93 MT³

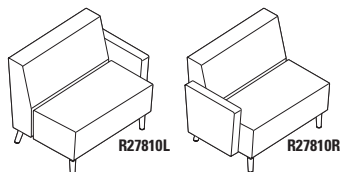
For power/USB unit, please see electrical placement chart.

Ganging not available.

Add \$102, \$52 for **(S2)**, **(SE)**
 Add \$533 for 36 lbs. **(CW)**
 Add \$83 for **(SU)** or \$387 for **(BS)**
 Add \$28 for **(TP)**
 Add \$122 for **(MB)**

| | | | | | | | | | | | | |
|----------------|------|------|------|------|------|------|------|------|------|------|------|------|
| R27810B | 2897 | 3097 | 3266 | 3460 | 3778 | 4072 | 4366 | 4622 | 4941 | 5241 | 5647 | 6222 |
|----------------|------|------|------|------|------|------|------|------|------|------|------|------|

| | OVERALL DIMENSIONS | | | SEAT DIMENSIONS | | | BACK DIMENSIONS | | | | | |
|---------------|--------------------|-----|-----|-----------------|-----|-----|-----------------|-----|--|--|--|--|
| | W | D | H | W | D | H | W | H | | | | |
| IN | 46 | 30 | 32 | 39 | 19 | 18 | 39 | 14 | | | | |
| MM | 1168 | 762 | 813 | 991 | 483 | 457 | 991 | 356 | | | | |
| RTA 00 | 1 per carton | | | | | | | | | | | |



Bariatric Lounge Chair - Standard Back w/Uph Arms (Left/Right)
 COM: 5.25 YD | 4.8 M
 Unit weight: 79 LB | 35.9 KG
 Carton weight: 98 LB | 44.45 KG
 Carton volume: 33 FT³ | 0.93 MT³


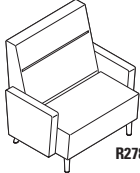
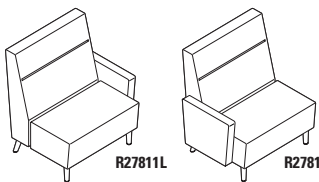
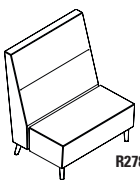
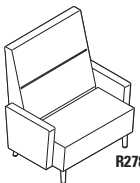
For power/USB unit, please see electrical placement chart.

Includes ganging hardware (1 side only).

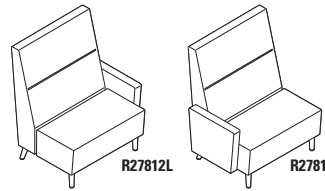
Add \$82, \$52 for **(S2)**, **(SE)**
 Add \$533 for 36 lbs. **(CW)**
 Add \$83 for **(SU)** or \$387 for **(BS)**
 Add \$28 for **(TP)**
 Add \$122 for **(MB)**

| | | | | | | | | | | | | |
|----------------|------|------|------|------|------|------|------|------|------|------|------|------|
| R27810L | 2600 | 2768 | 2910 | 3073 | 3340 | 3587 | 3834 | 4049 | 4317 | 4569 | 4910 | 5393 |
| R27810R | | | | | | | | | | | | |

| | OVERALL DIMENSIONS | | | SEAT DIMENSIONS | | | BACK DIMENSIONS | | | | | |
|---------------|--------------------|-----|-----|-----------------|-----|-----|-----------------|-----|--|--|--|--|
| | W | D | H | W | D | H | W | H | | | | |
| IN | 42.5 | 30 | 32 | 39 | 19 | 18 | 39 | 14 | | | | |
| MM | 1080 | 762 | 813 | 991 | 483 | 457 | 991 | 356 | | | | |
| RTA 00 | 1 per carton | | | | | | | | | | | |

| DESCRIPTION | FEATURES | MODEL# | STANDARD TEXTILE GRADES | | | | | | | | | | | | | | | | | | | | | | | | | | | | | |
|--|--|---|-------------------------|------|------|-----------------|------|------|-----------------|------|------|------|------|------|---|---|---|---|---------|------|------|----|----|----|----|------|---------|-----|------|-----|-----|-----|
| | | | 1 | 2 | 3 | 4 | 5 | 6 | 7 | 8 | 9 | 10 | 11 | 12 | | | | | | | | | | | | | | | | | | |
|  <p>R27811</p> <p>Bariatric Lounge Chair - High Back COM: 4.75 YD 4.34 M Unit weight: 77 LB 35 KG Carton weight: 98 LB 44.45 KG Carton volume: 36 FT³ 1.01 MT³</p> | <p>For power/USB unit, please see electrical placement chart.</p> <p>Includes ganging hardware (2 sides).</p> <p>Add \$81, \$52 for (S2), (SE) Add \$533 for 36 lbs. (CW) Add \$83 for (SU) or \$387 for (BS) Add \$28 for (TP) Add \$122 for (MB)</p> | R27811 | 2585 | 2737 | 2865 | 3013 | 3255 | 3478 | 3701 | 3896 | 4138 | 4366 | 4675 | 5112 | | | | | | | | | | | | | | | | | | |
| | | <table border="1"> <thead> <tr> <th colspan="3">OVERALL DIMENSIONS</th> <th colspan="3">SEAT DIMENSIONS</th> <th colspan="2">BACK DIMENSIONS</th> </tr> <tr> <th>W</th> <th>D</th> <th>H</th> <th>W</th> <th>D</th> <th>H</th> <th>W</th> <th>H</th> </tr> </thead> <tbody> <tr> <td>IN 39</td> <td>30.5</td> <td>41.5</td> <td>39</td> <td>19</td> <td>18</td> <td>39</td> <td>23.5</td> </tr> <tr> <td>MM 991</td> <td>775</td> <td>1054</td> <td>991</td> <td>483</td> <td>457</td> <td>991</td> <td>597</td> </tr> </tbody> </table> <p>RTA 00 1 per carton</p> | OVERALL DIMENSIONS | | | SEAT DIMENSIONS | | | BACK DIMENSIONS | | W | D | H | W | D | H | W | H | IN 39 | 30.5 | 41.5 | 39 | 19 | 18 | 39 | 23.5 | MM 991 | 775 | 1054 | 991 | 483 | 457 |
| OVERALL DIMENSIONS | | | SEAT DIMENSIONS | | | BACK DIMENSIONS | | | | | | | | | | | | | | | | | | | | | | | | | | |
| W | D | H | W | D | H | W | H | | | | | | | | | | | | | | | | | | | | | | | | | |
| IN 39 | 30.5 | 41.5 | 39 | 19 | 18 | 39 | 23.5 | | | | | | | | | | | | | | | | | | | | | | | | | |
| MM 991 | 775 | 1054 | 991 | 483 | 457 | 991 | 597 | | | | | | | | | | | | | | | | | | | | | | | | | |
|  <p>R27811B</p> <p>Bariatric Lounge Chair - High Back w/Uph Arms COM: 6.75 YD 6.17 M Unit weight: 97 LB 44.1 KG Carton weight: 117.5 LB 53.3 KG Carton volume: 42.25 FT³ 1.19 MT³</p> | <p>For power/USB unit, please see electrical placement chart.</p> <p>Ganging not available.</p> <p>Add \$120, \$52 for (S2), (SE) Add \$533 for 36 lbs. (CW) Add \$83 for (SU) or \$387 for (BS) Add \$28 for (TP) Add \$122 for (MB)</p> | R27811B | 3179 | 3395 | 3577 | 3787 | 4131 | 4448 | 4765 | 5042 | 5386 | 5710 | 6149 | 6770 | | | | | | | | | | | | | | | | | | |
| | | <table border="1"> <thead> <tr> <th colspan="3">OVERALL DIMENSIONS</th> <th colspan="3">SEAT DIMENSIONS</th> <th colspan="2">BACK DIMENSIONS</th> </tr> <tr> <th>W</th> <th>D</th> <th>H</th> <th>W</th> <th>D</th> <th>H</th> <th>W</th> <th>H</th> </tr> </thead> <tbody> <tr> <td>IN 46</td> <td>30.5</td> <td>41.5</td> <td>39</td> <td>19</td> <td>18</td> <td>39</td> <td>23.5</td> </tr> <tr> <td>MM 1168</td> <td>775</td> <td>1054</td> <td>991</td> <td>483</td> <td>457</td> <td>991</td> <td>597</td> </tr> </tbody> </table> <p>RTA 00 1 per carton</p> | OVERALL DIMENSIONS | | | SEAT DIMENSIONS | | | BACK DIMENSIONS | | W | D | H | W | D | H | W | H | IN 46 | 30.5 | 41.5 | 39 | 19 | 18 | 39 | 23.5 | MM 1168 | 775 | 1054 | 991 | 483 | 457 |
| OVERALL DIMENSIONS | | | SEAT DIMENSIONS | | | BACK DIMENSIONS | | | | | | | | | | | | | | | | | | | | | | | | | | |
| W | D | H | W | D | H | W | H | | | | | | | | | | | | | | | | | | | | | | | | | |
| IN 46 | 30.5 | 41.5 | 39 | 19 | 18 | 39 | 23.5 | | | | | | | | | | | | | | | | | | | | | | | | | |
| MM 1168 | 775 | 1054 | 991 | 483 | 457 | 991 | 597 | | | | | | | | | | | | | | | | | | | | | | | | | |
|  <p>R27811L R27811R</p> <p>Bariatric Lounge Chair - High Back w/Uph Arms (Left/Right) COM: 5.75 YD 5.26 M Unit weight: 87 LB 39.5 KG Carton weight: 107.5 LB 48.76 KG Carton volume: 42.25 FT³ 1.19 MT³</p> | <p>For power/USB unit, please see electrical placement chart.</p> <p>Includes ganging hardware (1 side only).</p> <p>Add \$100, \$52 for (S2), (SE) Add \$533 for 36 lbs. (CW) Add \$83 for (SU) or \$387 for (BS) Add \$28 for (TP) Add \$122 for (MB)</p> | R27811L R27811R | 2882 | 3066 | 3221 | 3400 | 3693 | 3963 | 4233 | 4469 | 4762 | 5038 | 5412 | 5941 | | | | | | | | | | | | | | | | | | |
| | | <table border="1"> <thead> <tr> <th colspan="3">OVERALL DIMENSIONS</th> <th colspan="3">SEAT DIMENSIONS</th> <th colspan="2">BACK DIMENSIONS</th> </tr> <tr> <th>W</th> <th>D</th> <th>H</th> <th>W</th> <th>D</th> <th>H</th> <th>W</th> <th>H</th> </tr> </thead> <tbody> <tr> <td>IN 42.5</td> <td>30.5</td> <td>41.5</td> <td>39</td> <td>19</td> <td>18</td> <td>39</td> <td>23.5</td> </tr> <tr> <td>MM 1080</td> <td>775</td> <td>1054</td> <td>991</td> <td>483</td> <td>457</td> <td>991</td> <td>597</td> </tr> </tbody> </table> <p>RTA 00 1 per carton</p> | OVERALL DIMENSIONS | | | SEAT DIMENSIONS | | | BACK DIMENSIONS | | W | D | H | W | D | H | W | H | IN 42.5 | 30.5 | 41.5 | 39 | 19 | 18 | 39 | 23.5 | MM 1080 | 775 | 1054 | 991 | 483 | 457 |
| OVERALL DIMENSIONS | | | SEAT DIMENSIONS | | | BACK DIMENSIONS | | | | | | | | | | | | | | | | | | | | | | | | | | |
| W | D | H | W | D | H | W | H | | | | | | | | | | | | | | | | | | | | | | | | | |
| IN 42.5 | 30.5 | 41.5 | 39 | 19 | 18 | 39 | 23.5 | | | | | | | | | | | | | | | | | | | | | | | | | |
| MM 1080 | 775 | 1054 | 991 | 483 | 457 | 991 | 597 | | | | | | | | | | | | | | | | | | | | | | | | | |
|  <p>R27812</p> <p>Bariatric Lounge Chair - Extended Back COM: 5.25 YD 4.8 M Unit weight: 91 LB 41.4 KG Carton weight: 115 LB 52.16 KG Carton volume: 41 FT³ 1.16 MT³</p> | <p>For power/USB unit, please see electrical placement chart.</p> <p>Includes ganging hardware (2 sides).</p> <p>Add \$85, \$52 for (S2), (SE) Add \$533 for 36 lbs. (CW) Add \$83 for (SU) or \$387 for (BS) Add \$28 for (TP) Add \$122 for (MB)</p> | R27812 | 2697 | 2865 | 3007 | 3170 | 3437 | 3684 | 3931 | 4146 | 4414 | 4666 | 5007 | 5490 | | | | | | | | | | | | | | | | | | |
| | | <table border="1"> <thead> <tr> <th colspan="3">OVERALL DIMENSIONS</th> <th colspan="3">SEAT DIMENSIONS</th> <th colspan="2">BACK DIMENSIONS</th> </tr> <tr> <th>W</th> <th>D</th> <th>H</th> <th>W</th> <th>D</th> <th>H</th> <th>W</th> <th>H</th> </tr> </thead> <tbody> <tr> <td>IN 39</td> <td>31</td> <td>47</td> <td>39</td> <td>19</td> <td>18</td> <td>39</td> <td>29</td> </tr> <tr> <td>MM 991</td> <td>787</td> <td>1194</td> <td>991</td> <td>483</td> <td>457</td> <td>991</td> <td>737</td> </tr> </tbody> </table> <p>RTA 00 1 per carton</p> | OVERALL DIMENSIONS | | | SEAT DIMENSIONS | | | BACK DIMENSIONS | | W | D | H | W | D | H | W | H | IN 39 | 31 | 47 | 39 | 19 | 18 | 39 | 29 | MM 991 | 787 | 1194 | 991 | 483 | 457 |
| OVERALL DIMENSIONS | | | SEAT DIMENSIONS | | | BACK DIMENSIONS | | | | | | | | | | | | | | | | | | | | | | | | | | |
| W | D | H | W | D | H | W | H | | | | | | | | | | | | | | | | | | | | | | | | | |
| IN 39 | 31 | 47 | 39 | 19 | 18 | 39 | 29 | | | | | | | | | | | | | | | | | | | | | | | | | |
| MM 991 | 787 | 1194 | 991 | 483 | 457 | 991 | 737 | | | | | | | | | | | | | | | | | | | | | | | | | |
|  <p>R27812B</p> <p>Bariatric Lounge Chair - Extended Back w/Uph Arms COM: 7.25 YD 6.63 M Unit weight: 111 LB 50.5 KG Carton weight: 132.5 LB 60.1 KG Carton volume: 47.25 FT³ 1.33 MT³</p> | <p>For power/USB unit, please see electrical placement chart.</p> <p>Ganging not available.</p> <p>Add \$127, \$52 for (S2), (SE) Add \$533 for 36 lbs. (CW) Add \$83 for (SU) or \$387 for (BS) Add \$28 for (TP) Add \$122 for (MB)</p> | R27812B | 3291 | 3523 | 3719 | 3944 | 4313 | 4654 | 4995 | 5292 | 5662 | 6010 | 6481 | 7148 | | | | | | | | | | | | | | | | | | |
| | | <table border="1"> <thead> <tr> <th colspan="3">OVERALL DIMENSIONS</th> <th colspan="3">SEAT DIMENSIONS</th> <th colspan="2">BACK DIMENSIONS</th> </tr> <tr> <th>W</th> <th>D</th> <th>H</th> <th>W</th> <th>D</th> <th>H</th> <th>W</th> <th>H</th> </tr> </thead> <tbody> <tr> <td>IN 46</td> <td>31</td> <td>47</td> <td>39</td> <td>19</td> <td>18</td> <td>39</td> <td>29</td> </tr> <tr> <td>MM 1168</td> <td>787</td> <td>1194</td> <td>991</td> <td>483</td> <td>457</td> <td>991</td> <td>737</td> </tr> </tbody> </table> <p>RTA 00 1 per carton</p> | OVERALL DIMENSIONS | | | SEAT DIMENSIONS | | | BACK DIMENSIONS | | W | D | H | W | D | H | W | H | IN 46 | 31 | 47 | 39 | 19 | 18 | 39 | 29 | MM 1168 | 787 | 1194 | 991 | 483 | 457 |
| OVERALL DIMENSIONS | | | SEAT DIMENSIONS | | | BACK DIMENSIONS | | | | | | | | | | | | | | | | | | | | | | | | | | |
| W | D | H | W | D | H | W | H | | | | | | | | | | | | | | | | | | | | | | | | | |
| IN 46 | 31 | 47 | 39 | 19 | 18 | 39 | 29 | | | | | | | | | | | | | | | | | | | | | | | | | |
| MM 1168 | 787 | 1194 | 991 | 483 | 457 | 991 | 737 | | | | | | | | | | | | | | | | | | | | | | | | | |

DESCRIPTION FEATURES MODEL# STANDARD TEXTILE GRADES



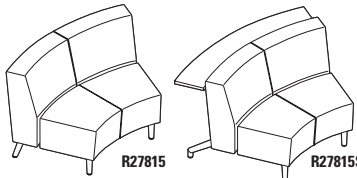
Bariatric Lounge Chair - Extended Back w/Uph Arms (Left/Right)
 COM: 6.25 YD | 5.72 M
 Unit weight: 101 LB | 45.9 KG
 Carton weight: 122.5 LB | 55.57 KG
 Carton volume: 47.25 FT³ | 1.33 MT³

For power/USB unit, please see electrical placement chart.

Includes ganging hardware (1 side only).

Add \$106, \$52 for **(S2)**, **(SE)**
 Add \$533 for 36 lbs. **(CW)**
 Add \$83 for **(SU)** or \$387 for **(BS)**
 Add \$28 for **(TP)**
 Add \$122 for **(MB)**

| | 1 | 2 | 3 | 4 | 5 | 6 | 7 | 8 | 9 | 10 | 11 | 12 |
|---------------------------|--------------|----------|------------------------|----------|----------|------------------------|----------|----------|------|------|------|------|
| R27812L | 2994 | 3194 | 3363 | 3557 | 3875 | 4169 | 4463 | 4719 | 5038 | 5338 | 5744 | 6319 |
| R27812R | | | | | | | | | | | | |
| OVERALL DIMENSIONS | | | SEAT DIMENSIONS | | | BACK DIMENSIONS | | | | | | |
| | W | D | H | W | D | H | W | H | | | | |
| IN | 42.5 | 31 | 47 | 39 | 19 | 18 | 39 | 29 | | | | |
| MM | 1080 | 787 | 1194 | 991 | 483 | 457 | 991 | 737 | | | | |
| RTA 00 | 1 per carton | | | | | | | | | | | |



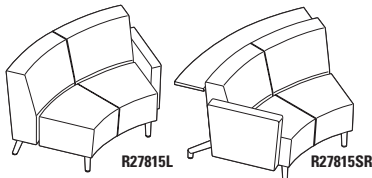
IS Curve Two Seater - Standard Back
 COM: 5 YD | 4.57 M
 Unit weight: 67 LB | 30.5 KG
 Carton weight: 93 LB | 42.18 KG
 Carton volume: 42.75 FT³ | 1.21 MT³

For power/USB unit, please see electrical placement chart.

Includes ganging hardware (2 sides).

Add \$85, \$61 for **(S2)**, **(SE)**
 Add \$1067 for 72 lbs. **(CW)**, **(C6)**
 Add \$108 for **(SU)** or \$446 for **(BS)**
 Add \$35 for **(TP)**
 Add \$161 for **(MB)**

| | 1 | 2 | 3 | 4 | 5 | 6 | 7 | 8 | 9 | 10 | 11 | 12 |
|--|--------------|----------|------------------------|----------|----------|------------------------|----------|----------|------|------|------|------|
| R27815 | 2643 | 2803 | 2938 | 3093 | 3348 | 3583 | 3818 | 4023 | 4278 | 4518 | 4843 | 5303 |
| R27815S | 3561 | 3721 | 3856 | 4011 | 4266 | 4501 | 4736 | 4941 | 5196 | 5436 | 5761 | 6221 |
| shelf model IN W58 D40.5 H32 MM W1473 D1029 H813 | | | | | | | | | | | | |
| OVERALL DIMENSIONS | | | SEAT DIMENSIONS | | | BACK DIMENSIONS | | | | | | |
| | W | D | H | W | D | H | W | H | | | | |
| IN | 50.5 | 30 | 32 | 42 | 19 | 18 | 51 | 14 | | | | |
| MM | 1283 | 762 | 813 | 1067 | 483 | 457 | 1295 | 356 | | | | |
| RTA 00 | 1 per carton | | | | | | | | | | | |



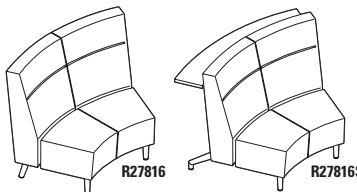
IS Curve Two Seater - Standard Back w/Uph Arms (Left/Right)
 COM: 6 YD | 5.49 M
 Unit weight: 77 LB | 35 KG
 Carton weight: 102 LB | 46.27 KG
 Carton volume: 43.5 FT³ | 1.23 MT³

For power/USB unit, please see electrical placement chart.

Includes ganging hardware (1 side only).

Add \$106, \$61 for **(S2)**, **(SE)**
 Add \$1067 for 72 lbs. **(CW)**, **(C6)**
 Add \$108 for **(SU)** or \$446 for **(BS)**
 Add \$35 for **(TP)**
 Add \$161 for **(MB)**

| | 1 | 2 | 3 | 4 | 5 | 6 | 7 | 8 | 9 | 10 | 11 | 12 |
|--|--------------|----------|------------------------|----------|----------|------------------------|----------|----------|------|------|------|------|
| R27815L | 2940 | 3132 | 3294 | 3480 | 3786 | 4068 | 4350 | 4596 | 4902 | 5190 | 5580 | 6132 |
| R27815R | | | | | | | | | | | | |
| R27815SL | 3858 | 4050 | 4212 | 4398 | 4704 | 4986 | 5268 | 5514 | 5820 | 6108 | 6498 | 7050 |
| R27815SR | | | | | | | | | | | | |
| shelf model IN W61.5 D40.5 H32 MM W1562 D1029 H813 | | | | | | | | | | | | |
| OVERALL DIMENSIONS | | | SEAT DIMENSIONS | | | BACK DIMENSIONS | | | | | | |
| | W | D | H | W | D | H | W | H | | | | |
| IN | 54 | 30 | 32 | 42 | 19 | 18 | 51 | 14 | | | | |
| MM | 1372 | 762 | 813 | 1067 | 483 | 457 | 1295 | 356 | | | | |
| RTA 00 | 1 per carton | | | | | | | | | | | |



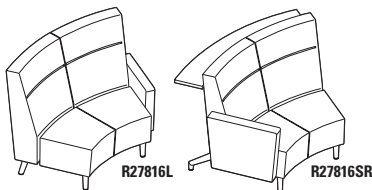
IS Curve Two Seater - High Back
 COM: 6.5 YD | 5.93 M
 Unit weight: 78 LB | 35.5 KG
 Carton weight: 106 LB | 48.08 KG
 Carton volume: 53.75 FT³ | 1.52 MT³

For power/USB unit, please see electrical placement chart.

Includes ganging hardware (2 sides).

Add \$115, \$61 for **(S2)**, **(SE)**
 Add \$1067 for 72 lbs. **(CW)**, **(C6)**
 Add \$108 for **(SU)** or \$446 for **(BS)**
 Add \$35 for **(TP)**
 Add \$161 for **(MB)**

| | 1 | 2 | 3 | 4 | 5 | 6 | 7 | 8 | 9 | 10 | 11 | 12 |
|---|--------------|----------|------------------------|----------|----------|------------------------|----------|----------|------|------|------|------|
| R27816 | 3185 | 3361 | 3510 | 3680 | 3961 | 4219 | 4478 | 4703 | 4984 | 5248 | 5605 | 6111 |
| R27816S | 4101 | 4277 | 4426 | 4596 | 4877 | 5135 | 5394 | 5619 | 5900 | 6164 | 6521 | 7027 |
| shelf model IN W58.5 D41 H41.5 MM W1486 D1041 H1054 | | | | | | | | | | | | |
| OVERALL DIMENSIONS | | | SEAT DIMENSIONS | | | BACK DIMENSIONS | | | | | | |
| | W | D | H | W | D | H | W | H | | | | |
| IN | 51 | 30.5 | 41.5 | 42 | 19 | 18 | 51 | 23.5 | | | | |
| MM | 1295 | 775 | 1054 | 1067 | 483 | 457 | 1295 | 597 | | | | |
| RTA 00 | 1 per carton | | | | | | | | | | | |



IS Curve Two Seater - High Back w/Uph Arms (Left/Right)
 COM: 6.5 YD | 5.94 M
 Unit weight: 88 LB | 40 KG
 Carton weight: 115 LB | 52.16 KG
 Carton volume: 55.5 FT³ | 1.57 MT³

For power/USB unit, please see electrical placement chart.

Includes ganging hardware (1 side only).

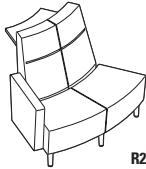
Add \$134, \$61 for **(S2)**, **(SE)**
 Add \$1067 for 72 lbs. **(CW)**, **(C6)**
 Add \$108 for **(SU)** or \$446 for **(BS)**
 Add \$35 for **(TP)**
 Add \$161 for **(MB)**

| | 1 | 2 | 3 | 4 | 5 | 6 | 7 | 8 | 9 | 10 | 11 | 12 |
|---|--------------|----------|------------------------|----------|----------|------------------------|----------|----------|------|------|------|------|
| R27816L | 3482 | 3690 | 3866 | 4067 | 4399 | 4704 | 5010 | 5276 | 5608 | 5920 | 6342 | 6940 |
| R27816R | | | | | | | | | | | | |
| R27816SL | 4398 | 4606 | 4782 | 4983 | 5315 | 5620 | 5926 | 6192 | 6524 | 6836 | 7258 | 7856 |
| R27816SR | | | | | | | | | | | | |
| shelf model IN W62 D41 H41.5 MM W1575 D1041 H1054 | | | | | | | | | | | | |
| OVERALL DIMENSIONS | | | SEAT DIMENSIONS | | | BACK DIMENSIONS | | | | | | |
| | W | D | H | W | D | H | W | H | | | | |
| IN | 54.5 | 30.5 | 41.5 | 42 | 19 | 18 | 51 | 23.5 | | | | |
| MM | 1384 | 775 | 1054 | 1067 | 483 | 457 | 1295 | 597 | | | | |
| RTA 00 | 1 per carton | | | | | | | | | | | |

DESCRIPTION FEATURES MODEL# STANDARD TEXTILE GRADES



R27819L



R27819SR

OS Curve Two Seater - High Back w/Uph Arms (Left/Right)
 COM: 6.25 YD | 5.72 M
 Unit weight: 83 LB | 37.7 KG
 Carton weight: 110 LB | 49.9 KG
 Carton volume: 55.5 FT³ | 1.57 MT³

For power/USB unit, please see electrical placement chart.

Includes ganging hardware (1 side only).

Add \$118, \$68 for (S2), (SE)
 Add \$1067 for 72 lbs. (CW), (C6)
 Add \$108 for (SU) or \$536 for (BS)
 Add \$35 for (TP)
 Add \$161 for (MB)

| | 1 | 2 | 3 | 4 | 5 | 6 | 7 | 8 | 9 | 10 | 11 | 12 |
|-----------------|------|------|------|------|------|------|------|------|------|------|------|------|
| R27819L | 3539 | 3739 | 3908 | 4102 | 4420 | 4714 | 5008 | 5264 | 5583 | 5883 | 6289 | 6864 |
| R27819R | | | | | | | | | | | | |
| R27819SL | 4038 | 4238 | 4407 | 4601 | 4919 | 5213 | 5507 | 5763 | 6082 | 6382 | 6788 | 7363 |
| R27819SR | | | | | | | | | | | | |

shelf model IN W53.5 D41 H41.5 | MM W1359 D1041 H1054

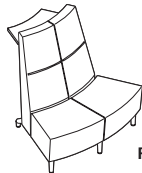
OVERALL DIMENSIONS SEAT DIMENSIONS BACK DIMENSIONS

| | W | D | H | W | D | H | W | H |
|----|------|------|------|------|-----|-----|-----|------|
| IN | 53.5 | 30.5 | 41.5 | 50 | 19 | 18 | 32 | 23.5 |
| MM | 1359 | 775 | 1054 | 1270 | 483 | 457 | 813 | 597 |

RTA 00 1 per carton



R27820



R27820S

OS Curve Two Seater - Extended Back
 COM: 6.25 YD | 5.72 M
 Unit weight: 75 LB | 34.1 KG
 Carton weight: 109 LB | 49.44 KG
 Carton volume: 61 FT³ | 1.72 MT³

For power/USB unit, please see electrical placement chart.

Includes ganging hardware (2 sides).

Add \$104, \$68 for (S2), (SE)
 Add \$1067 for 72 lbs. (CW), (C6)
 Add \$108 for (SU) or \$536 for (BS)
 Add \$35 for (TP)
 Add \$161 for (MB)

| | 1 | 2 | 3 | 4 | 5 | 6 | 7 | 8 | 9 | 10 | 11 | 12 |
|----------------|------|------|------|------|------|------|------|------|------|------|------|------|
| R27820 | 3553 | 3753 | 3922 | 4116 | 4434 | 4728 | 5022 | 5278 | 5597 | 5897 | 6303 | 6878 |
| R27820S | 4052 | 4252 | 4421 | 4615 | 4933 | 5227 | 5521 | 5777 | 6096 | 6396 | 6802 | 7377 |

shelf model IN W50 D41.5 H47 | MM W1270 D1054 H1194

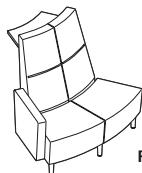
OVERALL DIMENSIONS SEAT DIMENSIONS BACK DIMENSIONS

| | W | D | H | W | D | H | W | H |
|----|------|-----|------|------|-----|-----|-----|-----|
| IN | 50 | 31 | 47 | 50 | 19 | 18 | 28 | 29 |
| MM | 1270 | 787 | 1194 | 1270 | 483 | 457 | 711 | 737 |

RTA 00 1 per carton



R27820L



R27820SR

OS Curve Two Seater - Extended Back w/Uph Arms (Left/Right)
 COM: 7.25 YD | 6.63 M
 Unit weight: 85 LB | 38.6 KG
 Carton weight: 113 LB | 51.26 KG
 Carton volume: 62.25 FT³ | 1.76 MT³

For power/USB unit, please see electrical placement chart.

Includes ganging hardware (1 side only).

Add \$126, \$68 for (S2), (SE)
 Add \$1067 for 72 lbs. (CW), (C6)
 Add \$108 for (SU) or \$536 for (BS)
 Add \$35 for (TP)
 Add \$161 for (MB)

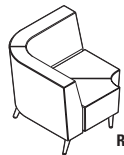
| | 1 | 2 | 3 | 4 | 5 | 6 | 7 | 8 | 9 | 10 | 11 | 12 |
|-----------------|------|------|------|------|------|------|------|------|------|------|------|------|
| R27820L | 3850 | 4082 | 4278 | 4503 | 4872 | 5213 | 5554 | 5851 | 6221 | 6569 | 7040 | 7707 |
| R27820R | | | | | | | | | | | | |
| R27820SL | 4349 | 4581 | 4777 | 5002 | 5371 | 5712 | 6053 | 6350 | 6720 | 7068 | 7539 | 8206 |
| R27820SR | | | | | | | | | | | | |

shelf model IN W53.5 D41.5 H47 | MM W1359 D1054 H1194

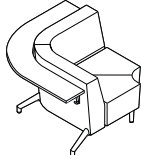
OVERALL DIMENSIONS SEAT DIMENSIONS BACK DIMENSIONS

| | W | D | H | W | D | H | W | H |
|----|------|-----|------|------|-----|-----|-----|-----|
| IN | 53.5 | 31 | 47 | 50 | 19 | 18 | 28 | 29 |
| MM | 1359 | 787 | 1194 | 1270 | 483 | 457 | 711 | 737 |

RTA 00 1 per carton



R27821



R27821S

90° Corner - Standard Back
 COM: 6 YD | 5.49 M
 Unit weight: 79 LB | 35.9 KG
 Carton weight: 105 LB | 47.63 KG
 Carton volume: 35.5 FT³ | 1 MT³

No power/USB unit.

Includes ganging hardware (2 sides).

Add \$95, \$47 for (S2), (SE)
 Add \$533 for 36 lbs. (CW), (C6)
 Add \$108 for (SU) or \$536 for (BS)
 Add \$35 for (TP)
 Add \$161 for (MB)

| | 1 | 2 | 3 | 4 | 5 | 6 | 7 | 8 | 9 | 10 | 11 | 12 |
|----------------|------|------|------|------|------|------|------|------|------|------|------|------|
| R27821 | 3676 | 3868 | 4030 | 4216 | 4522 | 4804 | 5086 | 5332 | 5638 | 5926 | 6316 | 6868 |
| R27821S | 4674 | 4866 | 5028 | 5214 | 5520 | 5802 | 6084 | 6330 | 6636 | 6924 | 7314 | 7866 |

shelf model IN W48.5 D48.5 H32 | MM W1232 D1232 H813

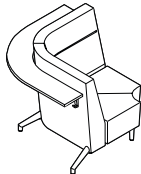
OVERALL DIMENSIONS SEAT DIMENSIONS BACK DIMENSIONS

| | W | D | H | W | D | H | W | H |
|----|------|------|-----|-----|-----|-----|-----|-----|
| IN | 37.5 | 37.5 | 32 | 24 | 19 | 18 | 24 | 14 |
| MM | 953 | 953 | 813 | 610 | 483 | 457 | 610 | 356 |

RTA 00 1 per carton



R27822



R27822S

90° Corner - High Back
 COM: 7.75 YD | 7.09 M
 Unit weight: 95 LB | 43.2 KG
 Carton weight: 119 LB | 53.98 KG
 Carton volume: 44.5 FT³ | 1.26 MT³

No power/USB unit.

Includes ganging hardware (2 sides).

Add \$127, \$47 for (S2), (SE)
 Add \$533 for 36 lbs. (CW), (C6)
 Add \$108 for (SU) or \$536 for (BS)
 Add \$35 for (TP)
 Add \$161 for (MB)

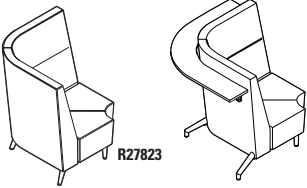
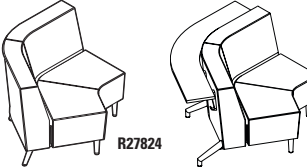
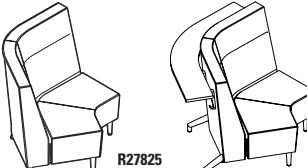
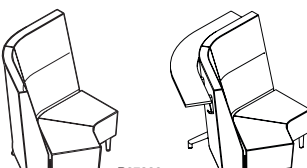

| | 1 | 2 | 3 | 4 | 5 | 6 | 7 | 8 | 9 | 10 | 11 | 12 |
|----------------|------|------|------|------|------|------|------|------|------|------|------|------|
| R27822 | 4666 | 4914 | 5123 | 5364 | 5759 | 6123 | 6487 | 6805 | 7200 | 7572 | 8076 | 8789 |
| R27822S | 5664 | 5912 | 6121 | 6362 | 6757 | 7121 | 7485 | 7803 | 8198 | 8570 | 9074 | 9787 |


shelf model IN W49 D49 H41.5 | MM W1245 D1245 H1054

OVERALL DIMENSIONS SEAT DIMENSIONS BACK DIMENSIONS

| | W | D | H | W | D | H | W | H |
|----|------|------|------|-----|-----|-----|-----|------|
| IN | 38.5 | 38.5 | 41.5 | 24 | 19 | 18 | 24 | 23.5 |
| MM | 978 | 978 | 1054 | 610 | 483 | 457 | 610 | 597 |

RTA 00 1 per carton

| DESCRIPTION | FEATURES | MODEL# | STANDARD TEXTILE GRADES | | | | | | | | | | | | | | | | | | | | | | | | | | | | | | | | | | | | | | | | | | | | |
|---|--|----------------|--|---|------|--|------|------|--------------------|------|------|-----------------|------|-------|-----------------|--------------------|---|---|-----------------|---|---|-----------------|---|---|---------|------|------|----|----|----|----|--------|---------|------|------|------|-----|-----|------|-------|---|-----|---|--------|---|---|------------|
| | | | 1 | 2 | 3 | 4 | 5 | 6 | 7 | 8 | 9 | 10 | 11 | 12 | | | | | | | | | | | | | | | | | | | | | | | | | | | | | | | | | |
|  <p>90° Corner - Extended Back COM: 8.25 YD 7.54 M Unit weight: 100 LB 45.5 KG Carton weight: 128 LB 58.06 KG Carton volume: 50.5 FT³ 1.43 MT³</p> | <p>No power/USB unit.</p> <p>Includes ganging hardware (2 sides).</p> <p>Add \$131, \$47 for (S2), (SE) Add \$533 for 36 lbs. (CW), (C6) Add \$108 for (SU) or \$536 for (BS) Add \$35 for (TP) Add \$161 for (MB)</p> | R27823 | 5181 | 5445 | 5668 | 5924 | 6344 | 6732 | 7120 | 7458 | 7879 | 8275 | 8811 | 9570 | | | | | | | | | | | | | | | | | | | | | | | | | | | | | | | | | |
| | | R27823S | 6179 | 6443 | 6666 | 6922 | 7342 | 7730 | 8118 | 8456 | 8877 | 9273 | 9809 | 10568 | | | | | | | | | | | | | | | | | | | | | | | | | | | | | | | | | |
| | | | shelf model in W49.5 D49.5 H47 MM W1257 D1257 H1194 | | | <table border="1"> <thead> <tr> <th colspan="3">OVERALL DIMENSIONS</th> <th colspan="3">SEAT DIMENSIONS</th> <th colspan="2">BACK DIMENSIONS</th> </tr> <tr> <th>W</th><th>D</th><th>H</th> <th>W</th><th>D</th><th>H</th> <th>W</th><th>H</th> </tr> </thead> <tbody> <tr> <td>IN 39</td><td>39</td><td>47</td> <td>24</td><td>19</td><td>18</td> <td>24</td><td>29</td> </tr> <tr> <td>MM 991</td><td>991</td><td>1194</td> <td>610</td><td>483</td><td>457</td> <td>610</td><td>737</td> </tr> </tbody> </table> | | | OVERALL DIMENSIONS | | | SEAT DIMENSIONS | | | BACK DIMENSIONS | | W | D | H | W | D | H | W | H | IN 39 | 39 | 47 | 24 | 19 | 18 | 24 | 29 | MM 991 | 991 | 1194 | 610 | 483 | 457 | 610 | 737 | <table border="1"> <thead> <tr> <th colspan="2">RTA 00</th> </tr> </thead> <tbody> <tr> <td>1</td><td>per carton</td> </tr> </tbody> </table> | | | RTA 00 | | 1 | per carton |
| OVERALL DIMENSIONS | | | SEAT DIMENSIONS | | | BACK DIMENSIONS | | | | | | | | | | | | | | | | | | | | | | | | | | | | | | | | | | | | | | | | | |
| W | D | H | W | D | H | W | H | | | | | | | | | | | | | | | | | | | | | | | | | | | | | | | | | | | | | | | | |
| IN 39 | 39 | 47 | 24 | 19 | 18 | 24 | 29 | | | | | | | | | | | | | | | | | | | | | | | | | | | | | | | | | | | | | | | | |
| MM 991 | 991 | 1194 | 610 | 483 | 457 | 610 | 737 | | | | | | | | | | | | | | | | | | | | | | | | | | | | | | | | | | | | | | | | |
| RTA 00 | | | | | | | | | | | | | | | | | | | | | | | | | | | | | | | | | | | | | | | | | | | | | | | |
| 1 | per carton | | | | | | | | | | | | | | | | | | | | | | | | | | | | | | | | | | | | | | | | | | | | | | |
|  <p>120° Corner - Standard Back COM: 6 YD 5.49 M Unit weight: 80 LB 36.4 KG Carton weight: 109 LB 49.44 KG Carton volume: 48.25 FT³ 1.36 MT³</p> | <p>No power/USB unit.</p> <p>Includes ganging hardware (2 sides).</p> <p>Add \$91, \$63 for (S2), (SE) Add \$533 for 36 lbs. (CW), (C6) Add \$117 for (SU) or \$596 for (BS) Add \$35 for (TP) Add \$161 for (MB)</p> | R27824 | 3676 | 3868 | 4030 | 4216 | 4522 | 4804 | 5086 | 5332 | 5638 | 5926 | 6316 | 6868 | | | | | | | | | | | | | | | | | | | | | | | | | | | | | | | | | |
| | | R27824S | 4612 | 4804 | 4966 | 5152 | 5458 | 5740 | 6022 | 6268 | 6574 | 6862 | 7252 | 7804 | | | | | | | | | | | | | | | | | | | | | | | | | | | | | | | | | |
| | | | shelf model in W62.5 D40.5 H32 MM W1588 D1029 H813 | | | <table border="1"> <thead> <tr> <th colspan="3">OVERALL DIMENSIONS</th> <th colspan="3">SEAT DIMENSIONS</th> <th colspan="2">BACK DIMENSIONS</th> </tr> <tr> <th>W</th><th>D</th><th>H</th> <th>W</th><th>D</th><th>H</th> <th>W</th><th>H</th> </tr> </thead> <tbody> <tr> <td>IN 52.5</td><td>30</td><td>32</td> <td>52</td><td>19</td><td>18</td> <td>52</td><td>14</td> </tr> <tr> <td>MM 1334</td><td>762</td><td>813</td> <td>1321</td><td>483</td><td>457</td> <td>1321</td><td>356</td> </tr> </tbody> </table> | | | OVERALL DIMENSIONS | | | SEAT DIMENSIONS | | | BACK DIMENSIONS | | W | D | H | W | D | H | W | H | IN 52.5 | 30 | 32 | 52 | 19 | 18 | 52 | 14 | MM 1334 | 762 | 813 | 1321 | 483 | 457 | 1321 | 356 | <table border="1"> <thead> <tr> <th colspan="2">RTA 00</th> </tr> </thead> <tbody> <tr> <td>1</td><td>per carton</td> </tr> </tbody> </table> | | | RTA 00 | | 1 | per carton |
| OVERALL DIMENSIONS | | | SEAT DIMENSIONS | | | BACK DIMENSIONS | | | | | | | | | | | | | | | | | | | | | | | | | | | | | | | | | | | | | | | | | |
| W | D | H | W | D | H | W | H | | | | | | | | | | | | | | | | | | | | | | | | | | | | | | | | | | | | | | | | |
| IN 52.5 | 30 | 32 | 52 | 19 | 18 | 52 | 14 | | | | | | | | | | | | | | | | | | | | | | | | | | | | | | | | | | | | | | | | |
| MM 1334 | 762 | 813 | 1321 | 483 | 457 | 1321 | 356 | | | | | | | | | | | | | | | | | | | | | | | | | | | | | | | | | | | | | | | | |
| RTA 00 | | | | | | | | | | | | | | | | | | | | | | | | | | | | | | | | | | | | | | | | | | | | | | | |
| 1 | per carton | | | | | | | | | | | | | | | | | | | | | | | | | | | | | | | | | | | | | | | | | | | | | | |
|  <p>120° Corner - High Back COM: 7.75 YD 7.09 M Unit weight: 89 LB 40.5 KG Carton weight: 118 LB 53.52 KG Carton volume: 60.5 FT³ 1.71 MT³</p> | <p>No power/USB unit.</p> <p>Includes ganging hardware (2 sides).</p> <p>Add \$120, \$63 for (S2), (SE) Add \$533 for 36 lbs. (CW), (C6) Add \$117 for (SU) or \$596 for (BS) Add \$35 for (TP) Add \$161 for (MB)</p> | R27825 | 4666 | 4914 | 5123 | 5364 | 5759 | 6123 | 6487 | 6805 | 7200 | 7572 | 8076 | 8789 | | | | | | | | | | | | | | | | | | | | | | | | | | | | | | | | | |
| | | R27825S | 5602 | 5850 | 6059 | 6300 | 6695 | 7059 | 7423 | 7741 | 8136 | 8508 | 9012 | 9725 | | | | | | | | | | | | | | | | | | | | | | | | | | | | | | | | | |
| | | | shelf model in W63.5 D41 H41.5 MM W1613 D1041 H1054 | | | <table border="1"> <thead> <tr> <th colspan="3">OVERALL DIMENSIONS</th> <th colspan="3">SEAT DIMENSIONS</th> <th colspan="2">BACK DIMENSIONS</th> </tr> <tr> <th>W</th><th>D</th><th>H</th> <th>W</th><th>D</th><th>H</th> <th>W</th><th>H</th> </tr> </thead> <tbody> <tr> <td>IN 53.5</td><td>30.5</td><td>41.5</td> <td>41</td><td>21</td><td>18</td> <td>51</td><td>23.5</td> </tr> <tr> <td>MM 1359</td><td>775</td><td>1054</td> <td>1041</td><td>533</td><td>457</td> <td>1295</td><td>597</td> </tr> </tbody> </table> | | | OVERALL DIMENSIONS | | | SEAT DIMENSIONS | | | BACK DIMENSIONS | | W | D | H | W | D | H | W | H | IN 53.5 | 30.5 | 41.5 | 41 | 21 | 18 | 51 | 23.5 | MM 1359 | 775 | 1054 | 1041 | 533 | 457 | 1295 | 597 | <table border="1"> <thead> <tr> <th colspan="2">RTA 00</th> </tr> </thead> <tbody> <tr> <td>1</td><td>per carton</td> </tr> </tbody> </table> | | | RTA 00 | | 1 | per carton |
| OVERALL DIMENSIONS | | | SEAT DIMENSIONS | | | BACK DIMENSIONS | | | | | | | | | | | | | | | | | | | | | | | | | | | | | | | | | | | | | | | | | |
| W | D | H | W | D | H | W | H | | | | | | | | | | | | | | | | | | | | | | | | | | | | | | | | | | | | | | | | |
| IN 53.5 | 30.5 | 41.5 | 41 | 21 | 18 | 51 | 23.5 | | | | | | | | | | | | | | | | | | | | | | | | | | | | | | | | | | | | | | | | |
| MM 1359 | 775 | 1054 | 1041 | 533 | 457 | 1295 | 597 | | | | | | | | | | | | | | | | | | | | | | | | | | | | | | | | | | | | | | | | |
| RTA 00 | | | | | | | | | | | | | | | | | | | | | | | | | | | | | | | | | | | | | | | | | | | | | | | |
| 1 | per carton | | | | | | | | | | | | | | | | | | | | | | | | | | | | | | | | | | | | | | | | | | | | | | |
|  <p>120° Corner - Extended Back COM: 8.25 YD 7.54 M Unit weight: 91 LB 41.4 KG Carton weight: 123 LB 55.79 KG Carton volume: 68.75 FT³ 1.94 MT³</p> | <p>No power/USB unit.</p> <p>Includes ganging hardware (2 sides).</p> <p>Add \$129, \$63 for (S2), (SE) Add \$533 for 36 lbs. (CW), (C6) Add \$117 for (SU) or \$596 for (BS) Add \$35 for (TP) Add \$161 for (MB)</p> | R27826 | 5181 | 5445 | 5668 | 5924 | 6344 | 6732 | 7120 | 7458 | 7879 | 8275 | 8811 | 9570 | | | | | | | | | | | | | | | | | | | | | | | | | | | | | | | | | |
| | | R27826S | 6116 | 6380 | 6603 | 6859 | 7279 | 7667 | 8055 | 8393 | 8814 | 9210 | 9746 | 10505 | | | | | | | | | | | | | | | | | | | | | | | | | | | | | | | | | |
| | | | shelf model in W64 D41.5 H47 MM W1626 D1054 H1194 | | | <table border="1"> <thead> <tr> <th colspan="3">OVERALL DIMENSIONS</th> <th colspan="3">SEAT DIMENSIONS</th> <th colspan="2">BACK DIMENSIONS</th> </tr> <tr> <th>W</th><th>D</th><th>H</th> <th>W</th><th>D</th><th>H</th> <th>W</th><th>H</th> </tr> </thead> <tbody> <tr> <td>IN 54</td><td>31.5</td><td>47</td> <td>41</td><td>21</td><td>18</td> <td>51</td><td>29</td> </tr> <tr> <td>MM 1372</td><td>800</td><td>1194</td> <td>1041</td><td>533</td><td>457</td> <td>1295</td><td>737</td> </tr> </tbody> </table> | | | OVERALL DIMENSIONS | | | SEAT DIMENSIONS | | | BACK DIMENSIONS | | W | D | H | W | D | H | W | H | IN 54 | 31.5 | 47 | 41 | 21 | 18 | 51 | 29 | MM 1372 | 800 | 1194 | 1041 | 533 | 457 | 1295 | 737 | <table border="1"> <thead> <tr> <th colspan="2">RTA 00</th> </tr> </thead> <tbody> <tr> <td>1</td><td>per carton</td> </tr> </tbody> </table> | | | RTA 00 | | 1 | per carton |
| OVERALL DIMENSIONS | | | SEAT DIMENSIONS | | | BACK DIMENSIONS | | | | | | | | | | | | | | | | | | | | | | | | | | | | | | | | | | | | | | | | | |
| W | D | H | W | D | H | W | H | | | | | | | | | | | | | | | | | | | | | | | | | | | | | | | | | | | | | | | | |
| IN 54 | 31.5 | 47 | 41 | 21 | 18 | 51 | 29 | | | | | | | | | | | | | | | | | | | | | | | | | | | | | | | | | | | | | | | | |
| MM 1372 | 800 | 1194 | 1041 | 533 | 457 | 1295 | 737 | | | | | | | | | | | | | | | | | | | | | | | | | | | | | | | | | | | | | | | | |
| RTA 00 | | | | | | | | | | | | | | | | | | | | | | | | | | | | | | | | | | | | | | | | | | | | | | | |
| 1 | per carton | | | | | | | | | | | | | | | | | | | | | | | | | | | | | | | | | | | | | | | | | | | | | | |
|  <p>Loop Arm COM: N/A Unit weight: 5 LB 2.3 KG Carton weight: 6.3 LB 2.86 KG Carton volume: 0.6 FT³ 0.01 MT³</p> | <p>Arms sold separately (1 pc).</p> | R2770 | List price | | | | | | | | | | | | | | | | | | | | | | | | | | | | | | | | | | | | | | | | | | | | |
| | | | 238 | <table border="1"> <thead> <tr> <th colspan="3">OVERALL DIMENSIONS</th> <th colspan="3">SEAT DIMENSIONS</th> <th colspan="2">BACK DIMENSIONS</th> </tr> <tr> <th>W</th><th>D</th><th>H</th> <th>W</th><th>D</th><th>H</th> <th>W</th><th>H</th> </tr> </thead> <tbody> <tr> <td>IN 2.5</td><td>14</td><td>19.5</td> <td>-</td><td>-</td><td>-</td> <td>-</td><td>-</td> </tr> <tr> <td>MM 64</td><td>356</td><td>495</td> <td>-</td><td>-</td><td>-</td> <td>-</td><td>-</td> </tr> </tbody> </table> | | | | | | | | | | | | OVERALL DIMENSIONS | | | SEAT DIMENSIONS | | | BACK DIMENSIONS | | W | D | H | W | D | H | W | H | IN 2.5 | 14 | 19.5 | - | - | - | - | - | MM 64 | 356 | 495 | - | - | - | - | - |
| OVERALL DIMENSIONS | | | SEAT DIMENSIONS | | | BACK DIMENSIONS | | | | | | | | | | | | | | | | | | | | | | | | | | | | | | | | | | | | | | | | | |
| W | D | H | W | D | H | W | H | | | | | | | | | | | | | | | | | | | | | | | | | | | | | | | | | | | | | | | | |
| IN 2.5 | 14 | 19.5 | - | - | - | - | - | | | | | | | | | | | | | | | | | | | | | | | | | | | | | | | | | | | | | | | | |
| MM 64 | 356 | 495 | - | - | - | - | - | | | | | | | | | | | | | | | | | | | | | | | | | | | | | | | | | | | | | | | | |
| | | | <table border="1"> <thead> <tr> <th colspan="2">RTA 1</th> </tr> </thead> <tbody> <tr> <td>1</td><td>per carton</td> </tr> </tbody> </table> | | | RTA 1 | | 1 | per carton | | | | | | | | | | | | | | | | | | | | | | | | | | | | | | | | | | | | | | |
| RTA 1 | | | | | | | | | | | | | | | | | | | | | | | | | | | | | | | | | | | | | | | | | | | | | | | |
| 1 | per carton | | | | | | | | | | | | | | | | | | | | | | | | | | | | | | | | | | | | | | | | | | | | | | |

| DESCRIPTION | FEATURES | MODEL# | STANDARD TEXTILE GRADES | | | | | | | | | | | | | | | | | | | | | | | | | | | | | | | | | | |
|---|---|--|-------------------------|---|--------------------|-----------------|---|-----------------|--|--|-----------------|--|---|---|---|---|---|---|---|---|--------|----|------|---|---|---|---|---|-------|-----|-----|---|---|---|---|---|----------------------------------|
|  <p>Loop Arm w/Armcap COM: N/A Unit weight: 5 LB 2.3 KG Carton weight: 6.61 LB 3 KG Carton volume: 0.6 FT³ 0.01 MT³</p> | <p>Arms sold separately (1 pc). Armcap finish: (BK) Night, (FO) Fog, (LB) Latte</p> | List price | | | | | | | | | | | | | | | | | | | | | | | | | | | | | | | | | | | |
| | | R2771 | 274 | | | | | | | | | | | | | | | | | | | | | | | | | | | | | | | | | | |
| | | <table border="1"> <thead> <tr> <th colspan="3">OVERALL DIMENSIONS</th> <th colspan="3">SEAT DIMENSIONS</th> <th colspan="2">BACK DIMENSIONS</th> </tr> <tr> <th>W</th> <th>D</th> <th>H</th> <th>W</th> <th>D</th> <th>H</th> <th>W</th> <th>H</th> </tr> </thead> <tbody> <tr> <td>IN 2.5</td> <td>14</td> <td>19.5</td> <td>-</td> <td>-</td> <td>-</td> <td>-</td> <td>-</td> </tr> <tr> <td>MM 64</td> <td>356</td> <td>495</td> <td>-</td> <td>-</td> <td>-</td> <td>-</td> <td>-</td> </tr> </tbody> </table> | | | OVERALL DIMENSIONS | | | SEAT DIMENSIONS | | | BACK DIMENSIONS | | W | D | H | W | D | H | W | H | IN 2.5 | 14 | 19.5 | - | - | - | - | - | MM 64 | 356 | 495 | - | - | - | - | - | <p>RTA 1 1 per carton</p> |
| OVERALL DIMENSIONS | | | SEAT DIMENSIONS | | | BACK DIMENSIONS | | | | | | | | | | | | | | | | | | | | | | | | | | | | | | | |
| W | D | H | W | D | H | W | H | | | | | | | | | | | | | | | | | | | | | | | | | | | | | | |
| IN 2.5 | 14 | 19.5 | - | - | - | - | - | | | | | | | | | | | | | | | | | | | | | | | | | | | | | | |
| MM 64 | 356 | 495 | - | - | - | - | - | | | | | | | | | | | | | | | | | | | | | | | | | | | | | | |

RIVER+ BENCHES



model R27832

model R27842



model R27845

model R27840

River+ Seating & Tables



For River+ seating, please see page 293.
For River+ tables, please see page 312.

EXAMPLE RIVER+ BENCH ORDER CODE:

| | | | | | | |
|------------------|--------------|--------------------|------------|---------------|-----------|-------------------|
| R27832 | -NS | -CE90 | -CHM | -S6 | -AS | -NC |
| Model number | Sealed Seams | Textile | Leg finish | Leg selection | Leg angle | Additional weight |
| -SB | -W | -F1 | | | | |
| Bottom selection | Power finish | Power/USB position | | | | |

| Additional Options specify at end of order code. | SPECIFY CODE |
|--|--------------|
| Tamperproof fasteners Upcharges vary, see model. | TP |
| Moisture barrier Upcharges vary, see model. | MB |

*linking hardware is lowered to clear the staple strip.
Units will only gang with other units with sealed bottom.
**cannot be combined with linking hardware or power units

STANDARD FEATURES

- A modular series that is composed of straight, and curved sections, as well as freestanding units.
- Linking units can be used together in any combination to create a wide variety of layouts. Ganging hardware is standard and is factory installed. Ganging hardware swivels out of the way when not in use.
- The unique tapered legs are made of welded steel, with each leg bolted directly to the unit frame. Standard leg height of 6.5". The leg height makes it easier to clean under the product.
- Legs are straight (vertical) as standard. Linking models are optionally available with angled back legs to match River+ seating units.
- Legs are standard in Chrome with Black nylon non-marking height adjustable glides.
- River+ is rated for an active weight up to 600 lbs. per seat and 24/7 use.
- For heavy duty application, Global's Limited Lifetime Warranty is applicable only on fabrics that are rated for 100,000 double rubs.
- Upholstery options: fabric, vinyl or leather. Vinyl and leather models may feature stitch detail across the seat and/or back cushions, if applicable.
- All units are shipped fully assembled.

OPTIONAL FEATURES

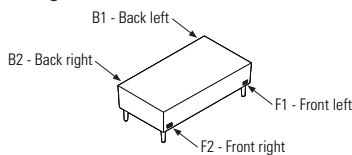
- To add sealed seams to your product, please specify **(SS)** - see each model for upcharge.
- Legs are available in 3" and 8" heights. All heights are available with fixed-to-floor option. Please specify. Upcharges vary. *Fastening hardware not included.*
- Products can be weighted to reduce the ease of movement. For additional weight options, please specify **(CW)** - see each model for available additional weight and upcharge.
- The underside of the seat can be finished with PVC (vinyl) and sealed to prevent penetration of liquids. Please specify **(SU)** - see each model for upcharge.
- Steel bottom provides tamperproof protection (includes tamperproof screws). Please specify **(BS)** - see each model for upcharge.
- Most benches (except corner and freestanding units) can be specified with power/USB units, which include one power outlet, one double USB terminal and a Black 120" three-prong power cord.
- Each power/USB unit is set in predetermined locations, as shown in the electrical illustrations below. Electrical units must be factory installed. Add \$717 per unit.
- Power/USB units are available with either Jet Black **(J)** face plate with Black power/USB receptacles or with a White **(W)** face plate with White power/USB receptacles.

Please add option codes in the following order:

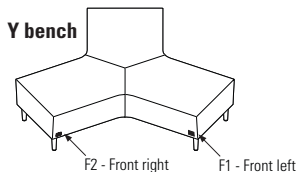
- **Model number**
R27831 to R27833 Straight benches
R27834 to R27835 Curved benches
R27836 to R27839 Corner benches
R27840 to R27841 Boomerang benches
R27842 Y bench
R27843 to R27846 Round non-linking benches
R27847 to R27850 Square non-linking benches
- **Seat sealed seams**
(NS) Standard seams.
(SS) Sealed seams. Upcharges vary, see model.
- **Textile**
Specify textile code.
- **Leg finish**
For leg finish options, please see page 374. No upcharges.
- **Leg selection**
(S6) Standard seat height (17.5"), 6.5" leg w/ adjustable glides. No upcharge.
(S3) Low seat (14"), 3" leg w/adjustable glides. No upcharge.
(S8) High seat (19"), 8" leg w/adjustable glides. No upcharge.
(F6) Standard seat height (17.5"), 6.5" leg, fixed to floor. Upcharges vary.
(F3) Low seat (14"), 3" leg, fixed to floor. Upcharges vary.
(F8) High seat (19"), 8" leg, fixed to floor. Upcharges vary.
- **Leg angle**
(AS) Straight legs. No upcharge.
(SA) Straight front legs, angled back legs (available only for 6.5" and 8" high legs on straight, curved, corner and boomerang units). No upcharge.
- **Additional weight**
(NC) No additional weight.
(CW) Additional weight. Upcharges vary, see model.
- **Bottom selection**
(SB) Standard bottom.
(SU) Vinyl sealed bottom w/staple strip. Upcharges vary, see model.*
(BS) Steel bottom. Upcharges vary, see model.**
- **Power unit finish**
(NP) No power
(J) Jet Black
(W) White
- **Power/USB unit position** (straight, curved, boomerang and Y benches only, as shown below). Add \$717 per unit.
(F1) Front left
(F2) Front right
(B1) Back left
(B2) Back right

ELECTRICAL PLACEMENT

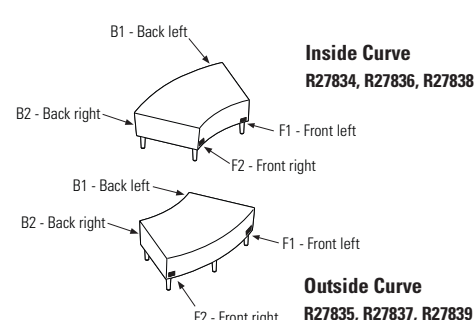
Straight benches



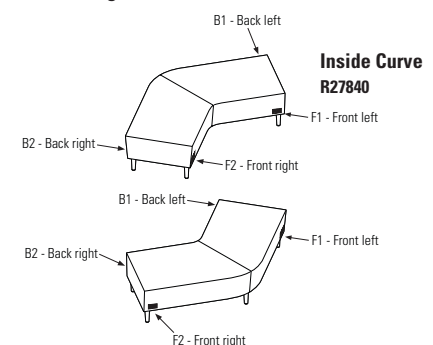
Y bench

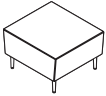
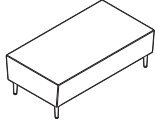
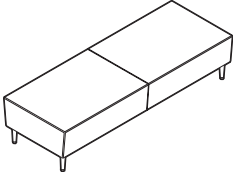
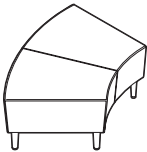



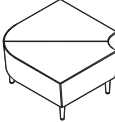
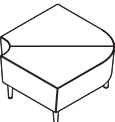



Curved benches


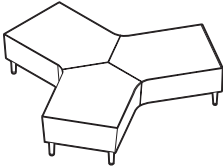

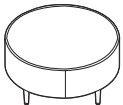
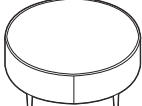


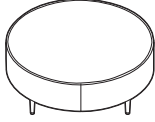
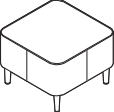
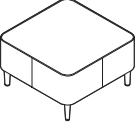
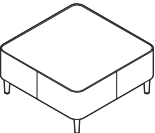
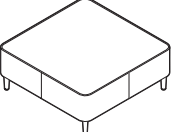
Boomerang benches




| DESCRIPTION | FEATURES | MODEL# | STANDARD TEXTILE GRADES | | | | | | | | | | | | | | |
|--|--|--------|-------------------------|--------------|------|-----------------|------|------|-----------------|------|------|------|------|------|--|--|--|
| | | | 1 | 2 | 3 | 4 | 5 | 6 | 7 | 8 | 9 | 10 | 11 | 12 | | | |
|  <p>Single Seater Bench COM: 1.75 YD 1.6 M Unit weight: 40 LB 18.2 KG Carton weight: 48 LB 21.77 KG Carton volume: 10.5 FT³ 0.29 MT³</p> | <p>For power/USB unit, please see electrical placement chart.</p> <p>Includes ganging hardware (2 sides).</p> <p>Add \$47 for (SS) Add \$90 for (F_) Add \$533 for 36 lbs. (CW) Add \$47 for (SU) or \$247 for (BS) Add \$28 for (TP) Add \$81 for (MB)</p> | R27831 | 1157 | 1213 | 1260 | 1315 | 1404 | 1486 | 1568 | 1640 | 1729 | 1813 | 1927 | 2088 | | | |
| | | | OVERALL DIMENSIONS | | | SEAT DIMENSIONS | | | BACK DIMENSIONS | | | | | | | | |
| | | | W | D | H | W | D | H | W | H | | | | | | | |
| | | | IN 26 | 28.5 | 17.5 | - | - | - | - | - | | | | | | | |
| MM 660 | 724 | 445 | - | - | - | - | - | | | | | | | | | | |
| | | | RTA 00 | 1 per carton | | | | | | | | | | | | | |
|  <p>Two Seater Bench COM: 2.75 YD 2.51 M Unit weight: 55 LB 25 KG Carton weight: 65 LB 29.48 KG Carton volume: 20.5 FT³ 0.58 MT³</p> | <p>For power/USB unit, please see electrical placement chart.</p> <p>Includes ganging hardware (2 sides).</p> <p>Add \$59 for (SS) Add \$90 for (F_) Add \$1067 for 72 lbs. (CW) Add \$72 for (SU) or \$407 for (BS) Add \$28 for (TP) Add \$161 for (MB)</p> | R27832 | 1796 | 1884 | 1958 | 2044 | 2184 | 2313 | 2442 | 2555 | 2695 | 2827 | 3006 | 3259 | | | |
| | | | OVERALL DIMENSIONS | | | SEAT DIMENSIONS | | | BACK DIMENSIONS | | | | | | | | |
| | | | W | D | H | W | D | H | W | H | | | | | | | |
| | | | IN 52 | 28.5 | 17.5 | - | - | - | - | - | | | | | | | |
| MM 1321 | 724 | 445 | - | - | - | - | - | | | | | | | | | | |
| | | | RTA 00 | 1 per carton | | | | | | | | | | | | | |
|  <p>Three Seater Bench COM: 4.5 YD 4.11 M Unit weight: 88 LB 40 KG Carton weight: 103 LB 46.72 KG Carton volume: 30.25 FT³ 0.85 MT³</p> | <p>For power/USB unit, please see electrical placement chart.</p> <p>Includes ganging hardware (2 sides).</p> <p>Add \$88 for (SS) Add \$90 for (F_) Add \$1067 for 72 lbs. (CW) Add \$101 for (SU) or \$521 for (BS) Add \$28 for (TP) Add \$243 for (MB)</p> | R27833 | 2489 | 2633 | 2755 | 2894 | 3124 | 3335 | 3547 | 3731 | 3961 | 4177 | 4469 | 4883 | | | |
| | | | OVERALL DIMENSIONS | | | SEAT DIMENSIONS | | | BACK DIMENSIONS | | | | | | | | |
| | | | W | D | H | W | D | H | W | H | | | | | | | |
| | | | IN 78 | 28.5 | 17.5 | - | - | - | - | - | | | | | | | |
| MM 1981 | 724 | 445 | - | - | - | - | - | | | | | | | | | | |
| | | | RTA 00 | 1 per carton | | | | | | | | | | | | | |
|  <p>Inside Curve Two Seater Bench COM: 3 YD 2.74 M Unit weight: 49 LB 22.3 KG Carton weight: 60 LB 27.22 KG Carton volume: 22.75 FT³ 0.64 MT³</p> | <p>For power/USB unit, please see electrical placement chart.</p> <p>Includes ganging hardware (2 sides).</p> <p>Add \$55 for (SS) Add \$113 for (F_) Add \$1067 for 72 lbs. (CW) Add \$72 for (SU) or \$327 for (BS) Add \$35 for (TP) Add \$161 for (MB)</p> | R27834 | 2609 | 2705 | 2786 | 2879 | 3032 | 3173 | 3314 | 3437 | 3590 | 3734 | 3929 | 4205 | | | |
| | | | OVERALL DIMENSIONS | | | SEAT DIMENSIONS | | | BACK DIMENSIONS | | | | | | | | |
| | | | W | D | H | W | D | H | W | H | | | | | | | |
| | | | IN 50 | 30.5 | 17.5 | - | - | - | - | - | | | | | | | |
| MM 1270 | 775 | 445 | - | - | - | - | - | | | | | | | | | | |
| | | | RTA 00 | 1 per carton | | | | | | | | | | | | | |
|  <p>Outside Curve Two Seater Bench COM: 3 YD 2.74 M Unit weight: 49 LB 22.3 KG Carton weight: 60 LB 27.22 KG Carton volume: 22.75 FT³ 0.64 MT³</p> | <p>For power/USB unit, please see electrical placement chart.</p> <p>Includes ganging hardware (2 sides).</p> <p>Add \$55 for (SS) Add \$113 for (F_) Add \$1067 for 72 lbs. (CW) Add \$72 for (SU) or \$327 for (BS) Add \$35 for (TP) Add \$161 for (MB)</p> | R27835 | 2609 | 2705 | 2786 | 2879 | 3032 | 3173 | 3314 | 3437 | 3590 | 3734 | 3929 | 4205 | | | |
| | | | OVERALL DIMENSIONS | | | SEAT DIMENSIONS | | | BACK DIMENSIONS | | | | | | | | |
| | | | W | D | H | W | D | H | W | H | | | | | | | |
| | | | IN 50 | 30.5 | 17.5 | - | - | - | - | - | | | | | | | |
| MM 1270 | 775 | 445 | - | - | - | - | - | | | | | | | | | | |
| | | | RTA 00 | 1 per carton | | | | | | | | | | | | | |

| DESCRIPTION | FEATURES | MODEL# | STANDARD TEXTILE GRADES | | | | | | | | | | | | | | |
|--|---|---------------|-------------------------|--------------|------|-----------------|------|------|-----------------|------|------|------|------|------|--|--|--|
| | | | 1 | 2 | 3 | 4 | 5 | 6 | 7 | 8 | 9 | 10 | 11 | 12 | | | |
|  <p>90° Inside Curve Corner Bench COM: 3.25 YD 2.97 M Unit weight: 49 LB 22.3 KG Carton weight: 60 LB 27.22 KG Carton volume: 17.25 FT³ 0.48 MT³</p> | <p>For power/USB unit, please see electrical placement chart.</p> <p>Includes ganging hardware (2 sides).</p> <p>Add \$55 for (SS) Add \$113 for (F_) Add \$533 for 36 lbs. (CW) Add \$83 for (SU) or \$382 for (BS) Add \$35 for (TP) Add \$161 for (MB)</p> | R27836 | 2609 | 2713 | 2801 | 2902 | 3067 | 3220 | 3373 | 3506 | 3672 | 3828 | 4039 | 4338 | | | |
| | | | OVERALL DIMENSIONS | | | SEAT DIMENSIONS | | | BACK DIMENSIONS | | | | | | | | |
| | | | W | D | H | W | D | H | W | H | | | | | | | |
| | | | IN 36.5 | 36.5 | 17.5 | - | - | - | - | - | | | | | | | |
| | | | MM 927 | 927 | 445 | - | - | - | - | - | | | | | | | |
| | | | RTA 00 | 1 per carton | | | | | | | | | | | | | |
|  <p>90° Outside Curve Corner Bench COM: 3.25 YD 2.97 M Unit weight: 49 LB 22.3 KG Carton weight: 60 LB 27.22 KG Carton volume: 17.25 FT³ 0.48 MT³</p> | <p>For power/USB unit, please see electrical placement chart.</p> <p>Includes ganging hardware (2 sides).</p> <p>Add \$55 for (SS) Add \$113 for (F_) Add \$533 for 36 lbs. (CW) Add \$83 for (SU) or \$382 for (BS) Add \$35 for (TP) Add \$161 for (MB)</p> | R27837 | 2609 | 2713 | 2801 | 2902 | 3067 | 3220 | 3373 | 3506 | 3672 | 3828 | 4039 | 4338 | | | |
| | | | OVERALL DIMENSIONS | | | SEAT DIMENSIONS | | | BACK DIMENSIONS | | | | | | | | |
| | | | W | D | H | W | D | H | W | H | | | | | | | |
| | | | IN 36.5 | 36.5 | 17.5 | - | - | - | - | - | | | | | | | |
| | | | MM 927 | 927 | 445 | - | - | - | - | - | | | | | | | |
| | | | RTA 00 | 1 per carton | | | | | | | | | | | | | |
|  <p>120° Inside Curve Corner Bench COM: 3.5 YD 3.2 M Unit weight: 46 LB 20.9 KG Carton weight: 57 LB 25.85 KG Carton volume: 26.75 FT³ 0.75 MT³</p> | <p>For power/USB unit, please see electrical placement chart.</p> <p>Includes ganging hardware (2 sides).</p> <p>Add \$57 for (SS) Add \$113 for (F_) Add \$533 for 36 lbs. (CW) Add \$83 for (SU) or \$421 for (BS) Add \$35 for (TP) Add \$161 for (MB)</p> | R27838 | 2609 | 2721 | 2816 | 2924 | 3103 | 3267 | 3432 | 3575 | 3754 | 3922 | 4149 | 4471 | | | |
| | | | OVERALL DIMENSIONS | | | SEAT DIMENSIONS | | | BACK DIMENSIONS | | | | | | | | |
| | | | W | D | H | W | D | H | W | H | | | | | | | |
| | | | IN 36.5 | 51.5 | 17.5 | - | - | - | - | - | | | | | | | |
| | | | MM 927 | 1308 | 445 | - | - | - | - | - | | | | | | | |
| | | | RTA 00 | 1 per carton | | | | | | | | | | | | | |
|  <p>120° Outside Curve Corner Bench COM: 3.5 YD 3.2 M Unit weight: 46 LB 20.9 KG Carton weight: 57 LB 25.85 KG Carton volume: 26.75 FT³ 0.75 MT³</p> | <p>For power/USB unit, please see electrical placement chart.</p> <p>Includes ganging hardware (2 sides).</p> <p>Add \$57 for (SS) Add \$113 for (F_) Add \$533 for 36 lbs. (CW) Add \$83 for (SU) or \$421 for (BS) Add \$35 for (TP) Add \$161 for (MB)</p> | R27839 | 2609 | 2721 | 2816 | 2924 | 3103 | 3267 | 3432 | 3575 | 3754 | 3922 | 4149 | 4471 | | | |
| | | | OVERALL DIMENSIONS | | | SEAT DIMENSIONS | | | BACK DIMENSIONS | | | | | | | | |
| | | | W | D | H | W | D | H | W | H | | | | | | | |
| | | | IN 36.5 | 51.5 | 17.5 | - | - | - | - | - | | | | | | | |
| | | | MM 927 | 1308 | 445 | - | - | - | - | - | | | | | | | |
| | | | RTA 00 | 1 per carton | | | | | | | | | | | | | |
|  <p>Inside Curve Boomerang Bench COM: 5.25 YD 4.8 M Unit weight: 84 LB 38.2 KG Carton weight: 126 LB 57.15 KG Carton volume: 47.75 FT³ 1.35 MT³</p> | <p>For power/USB unit, please see electrical placement chart.</p> <p>Includes ganging hardware (2 sides).</p> <p>Add \$84 for (SS) Add \$113 for (F_) Add \$1067 for 72 lbs. (CW) Add \$114 for (SU) or \$736 for (BS) Add \$35 for (TP) Add \$243 for (MB)</p> | R27840 | 3233 | 3401 | 3543 | 3706 | 3973 | 4220 | 4467 | 4682 | 4950 | 5202 | 5543 | 6026 | | | |
| | | | OVERALL DIMENSIONS | | | SEAT DIMENSIONS | | | BACK DIMENSIONS | | | | | | | | |
| | | | W | D | H | W | D | H | W | H | | | | | | | |
| | | | IN 82 | 45 | 17.5 | - | - | - | - | - | | | | | | | |
| | | | MM 2083 | 1143 | 445 | - | - | - | - | - | | | | | | | |
| | | | RTA 00 | 1 per carton | | | | | | | | | | | | | |

| DESCRIPTION | FEATURES | MODEL# | STANDARD TEXTILE GRADES | | | | | | | | | | | | |
|--|---|------------------------------------|-------------------------|------|---------------------------------|------|------|-------------------------------|------|------|------|------|------|------|---|
| | | | 1 | 2 | 3 | 4 | 5 | 6 | 7 | 8 | 9 | 10 | 11 | 12 | |
|  <p>Outside Curve Boomerang Bench COM: 5.25 YD 4.8 M Unit weight: 84 LB 38.2 KG Carton weight: 126 LB 57.15 KG Carton volume: 47.75 FT³ 1.35 MT³</p> | <p>For power/USB unit, please see electrical placement chart.</p> <p>Includes ganging hardware (2 sides).</p> <p>Add \$84 for (SS) Add \$113 for (F_) Add \$1067 for 72 lbs. (CW) Add \$114 for (SU) or \$736 for (BS) Add \$35 for (TP) Add \$243 for (MB)</p> | R27841 | 3233 | 3401 | 3543 | 3706 | 3973 | 4220 | 4467 | 4682 | 4950 | 5202 | 5543 | 6026 | |
| | | OVERALL DIMENSIONS W D H | | | SEAT DIMENSIONS W D H | | | BACK DIMENSIONS W H | | | | | | | |
| | | IN | 82 | 45 | 17.5 | - | - | - | - | - | - | - | - | - | - |
| | | MM | 2083 | 1143 | 445 | - | - | - | - | - | - | - | - | - | - |
| | | RTA 00 | 1 per carton | | | | | | | | | | | | |
|  <p>Y Bench COM: 8 YD 7.32 M Unit weight: 122 LB 55.5 KG Carton weight: 203 LB 92.08 KG Carton volume: 101.25 FT³ 2.86 MT³</p> | <p>For power/USB unit, please see electrical placement chart.</p> <p>Includes ganging hardware (2 sides).</p> <p>Add \$141 for (SS) Add \$158 for (F_) Add \$800 for 54 lbs. (CW) Add \$179 for (SU) or \$917 for (BS) Add \$51 for (TP) Add \$324 for (MB)</p> | R27842 | 5623 | 5879 | 6095 | 6343 | 6751 | 7127 | 7503 | 7831 | 8239 | 8623 | 9143 | 9879 | |
| | | OVERALL DIMENSIONS W D H | | | SEAT DIMENSIONS W D H | | | BACK DIMENSIONS W H | | | | | | | |
| | | IN | 82 | 70 | 17.5 | - | - | - | - | - | - | - | - | - | - |
| | | MM | 2083 | 1778 | 445 | - | - | - | - | - | - | - | - | - | - |
| | | RTA 00 | 1 per carton | | | | | | | | | | | | |
|  <p>18" Dia. Round Bench COM: 1 YD 0.91 M Unit weight: 20 LB 9.1 KG Carton weight: 25 LB 11.34 KG Carton volume: 4.7 FT³ 0.13 MT³</p> | <p>No power/USB unit.</p> <p>Freestanding unit only.</p> <p>Add \$31 for (SS) Add \$90 for (F_) Not available (CW) Add \$35 for (SU), (BS) not available Add \$28 for (TP) Add \$81 for (MB)</p> | R27843 | 686 | 718 | 745 | 776 | 827 | 874 | 921 | 962 | 1013 | 1061 | 1126 | 1218 | |
| | | OVERALL DIMENSIONS W D H | | | SEAT DIMENSIONS W D H | | | BACK DIMENSIONS W H | | | | | | | |
| | | IN | 18 | 18 | 17.5 | - | - | - | - | - | - | - | - | - | - |
| | | MM | 457 | 457 | 445 | - | - | - | - | - | - | - | - | - | - |
| | | RTA 00 | 1 per carton | | | | | | | | | | | | |
|  <p>36" Dia. Round Bench COM: 3.25 YD 2.97 M Unit weight: 41 LB 18.6 KG Carton weight: 50 LB 22.68 KG Carton volume: 18.25 FT³ 0.51 MT³</p> | <p>No power/USB unit.</p> <p>Freestanding unit only.</p> <p>Add \$51 for (SS) Add \$90 for (F_) Add \$533 for 36 lbs. (CW) Add \$72 for (SU) or \$422 for (BS) Add \$28 for (TP) Add \$81 for (MB)</p> | R27844 | 1546 | 1650 | 1738 | 1839 | 2004 | 2157 | 2310 | 2443 | 2609 | 2765 | 2976 | 3275 | |
| | | OVERALL DIMENSIONS W D H | | | SEAT DIMENSIONS W D H | | | BACK DIMENSIONS W H | | | | | | | |
| | | IN | 36 | 36 | 17.5 | - | - | - | - | - | - | - | - | - | - |
| | | MM | 914 | 914 | 445 | - | - | - | - | - | - | - | - | - | - |
| | | RTA 00 | 1 per carton | | | | | | | | | | | | |
|  <p>42" Dia. Round Bench COM: 3.5 YD 3.2 M Unit weight: 45 LB 20.5 KG Carton weight: 55 LB 24.95 KG Carton volume: 23 FT³ 0.65 MT³</p> | <p>No power/USB unit.</p> <p>Freestanding unit only.</p> <p>Add \$55 for (SS) Add \$90 for (F_) Add \$1067 for 72 lbs. (CW) Add \$83 for (SU) or \$461 for (BS) Add \$28 for (TP) Add \$161 for (MB)</p> | R27845 | 1813 | 1925 | 2020 | 2128 | 2307 | 2471 | 2636 | 2779 | 2958 | 3126 | 3353 | 3675 | |
| | | OVERALL DIMENSIONS W D H | | | SEAT DIMENSIONS W D H | | | BACK DIMENSIONS W H | | | | | | | |
| | | IN | 42 | 42 | 17.5 | - | - | - | - | - | - | - | - | - | - |
| | | MM | 1067 | 1067 | 445 | - | - | - | - | - | - | - | - | - | - |
| | | RTA 00 | 1 per carton | | | | | | | | | | | | |

| DESCRIPTION | FEATURES | MODEL# | STANDARD TEXTILE GRADES | | | | | | | | | | | | | |
|---|---|----------------------|-------------------------|------|------|-----------------|------|------|-----------------|------|------|------|------|------|--|--|
| | | | 1 | 2 | 3 | 4 | 5 | 6 | 7 | 8 | 9 | 10 | 11 | 12 | | |
|  <p>48" Dia. Round Bench COM: 3.75 YD 3.43 M Unit weight: 55 LB 25 KG Carton weight: 65 LB 29.48 KG Carton volume: 30 FT³ 0.84 MT³</p> | <p>No power/USB unit.</p> <p>Freestanding unit only.</p> <p>Add \$59 for (SS) Add \$90 for (F_) Add \$1067 for 72 lbs. (CW) Add \$101 for (SU) or \$491 for (BS) Add \$28 for (TP) Add \$243 for (MB)</p> | <p>R27846</p> | 1 | 2 | 3 | 4 | 5 | 6 | 7 | 8 | 9 | 10 | 11 | 12 | | |
| | | | 2130 | 2250 | 2351 | 2468 | 2659 | 2835 | 3011 | 3165 | 3356 | 3536 | 3780 | 4125 | | |
| | | | OVERALL DIMENSIONS | | | SEAT DIMENSIONS | | | BACK DIMENSIONS | | | | | | | |
| | | | W | D | H | W | D | H | W | H | | | | | | |
| IN 48 | 48 | 17.5 | - | - | - | - | - | - | - | - | - | - | - | - | | |
| MM 1219 | 1219 | 445 | - | - | - | - | - | - | - | - | - | - | - | - | | |
| <p>RTA 00</p> | | | 1 per carton | | | | | | | | | | | | | |
|  <p>24" Square Bench COM: 1.5 YD 1.37 M Unit weight: 25 LB 11.4 KG Carton weight: 30 LB 13.61 KG Carton volume: 8 FT³ 0.22 MT³</p> | <p>No power/USB unit.</p> <p>Freestanding unit only.</p> <p>Add \$43 for (SS) Add \$90 for (F_) Add \$533 for 36 lbs. (CW) Add \$38 for (SU) or \$189 for (BS) Add \$28 for (TP) Add \$81 for (MB)</p> | <p>R27847</p> | 1 | 2 | 3 | 4 | 5 | 6 | 7 | 8 | 9 | 10 | 11 | 12 | | |
| | | | 968 | 1016 | 1057 | 1103 | 1180 | 1250 | 1321 | 1382 | 1459 | 1531 | 1628 | 1766 | | |
| | | | OVERALL DIMENSIONS | | | SEAT DIMENSIONS | | | BACK DIMENSIONS | | | | | | | |
| | | | W | D | H | W | D | H | W | H | | | | | | |
| IN 24 | 24 | 17.5 | - | - | - | - | - | - | - | - | - | - | - | - | | |
| MM 610 | 610 | 445 | - | - | - | - | - | - | - | - | - | - | - | - | | |
| <p>RTA 00</p> | | | 1 per carton | | | | | | | | | | | | | |
|  <p>30" Square Bench COM: 2.75 YD 2.51 M Unit weight: 30 LB 13.6 KG Carton weight: 40 LB 18.14 KG Carton volume: 12.25 FT³ 0.34 MT³</p> | <p>No power/USB unit.</p> <p>Freestanding unit only.</p> <p>Add \$51 for (SS) Add \$90 for (F_) Add \$1067 for 36 lbs. (CW) Add \$72 for (SU) or \$233 for (BS) Add \$28 for (TP) Add \$81 for (MB)</p> | <p>R27848</p> | 1 | 2 | 3 | 4 | 5 | 6 | 7 | 8 | 9 | 10 | 11 | 12 | | |
| | | | 1290 | 1378 | 1452 | 1538 | 1678 | 1807 | 1936 | 2049 | 2189 | 2321 | 2500 | 2753 | | |
| | | | OVERALL DIMENSIONS | | | SEAT DIMENSIONS | | | BACK DIMENSIONS | | | | | | | |
| | | | W | D | H | W | D | H | W | H | | | | | | |
| IN 30 | 30 | 17.5 | - | - | - | - | - | - | - | - | - | - | - | - | | |
| MM 762 | 762 | 445 | - | - | - | - | - | - | - | - | - | - | - | - | | |
| <p>RTA 00</p> | | | 1 per carton | | | | | | | | | | | | | |
|  <p>36" Square Bench COM: 3 YD 2.74 M Unit weight: 40 LB 18.2 KG Carton weight: 50 LB 22.68 KG Carton volume: 18.25 FT³ 0.51 MT³</p> | <p>No power/USB unit.</p> <p>Freestanding unit only.</p> <p>Add \$55 for (SS) Add \$90 for (F_) Add \$1067 for 72 lbs. (CW) Add \$77 for (SU) or \$311 for (BS) Add \$28 for (TP) Add \$161 for (MB)</p> | <p>R27849</p> | 1 | 2 | 3 | 4 | 5 | 6 | 7 | 8 | 9 | 10 | 11 | 12 | | |
| | | | 1598 | 1694 | 1775 | 1868 | 2021 | 2162 | 2303 | 2426 | 2579 | 2723 | 2918 | 3194 | | |
| | | | OVERALL DIMENSIONS | | | SEAT DIMENSIONS | | | BACK DIMENSIONS | | | | | | | |
| | | | W | D | H | W | D | H | W | H | | | | | | |
| IN 36 | 36 | 17.5 | - | - | - | - | - | - | - | - | - | - | - | - | | |
| MM 914 | 914 | 445 | - | - | - | - | - | - | - | - | - | - | - | - | | |
| <p>RTA 00</p> | | | 1 per carton | | | | | | | | | | | | | |
|  <p>42" Square Bench COM: 3.25 YD 2.97 M Unit weight: 50 LB 22.7 KG Carton weight: 60 LB 27.22 KG Carton volume: 23 FT³ 0.65 MT³</p> | <p>No power/USB unit.</p> <p>Freestanding unit only.</p> <p>Add \$61 for (SS) Add \$90 for (F_) Add \$1067 for 72 lbs. (CW) Add \$96 for (SU) or \$430 for (BS) Add \$28 for (TP) Add \$243 for (MB)</p> | <p>R27850</p> | 1 | 2 | 3 | 4 | 5 | 6 | 7 | 8 | 9 | 10 | 11 | 12 | | |
| | | | 1955 | 2059 | 2147 | 2248 | 2413 | 2566 | 2719 | 2852 | 3018 | 3174 | 3385 | 3684 | | |
| | | | OVERALL DIMENSIONS | | | SEAT DIMENSIONS | | | BACK DIMENSIONS | | | | | | | |
| | | | W | D | H | W | D | H | W | H | | | | | | |
| IN 42 | 42 | 17.5 | - | - | - | - | - | - | - | - | - | - | - | - | | |
| MM 1067 | 1067 | 445 | - | - | - | - | - | - | - | - | - | - | - | - | | |
| <p>RTA 00</p> | | | 1 per carton | | | | | | | | | | | | | |

RIVER+ TABLES



model R27858



model R27864



model 7743

River+ Seating & Benches



For River+ seating, please see page 293.
For River+ benches, please see page 307.

STANDARD FEATURES

- A modular series that is composed of straight and curved sections, as well as freestanding units.
- Linking units can be used together in any combination with River+ seating and bench units to create a wide variety of layouts. Ganging hardware is standard and is factory installed. Ganging hardware swivels out of the way when not in use.
- Front and back faces of end (linking) tables angles slightly inwards. This inward slant matches the inward angles of River seating so all units coordinate in visual appearance.
- The unique tapered legs are made of welded steel, with each leg bolted directly to the unit frame. All units have the same standard leg height of 6.5". The leg height makes it easier to clean under the product.
- Legs are straight (vertical) as standard. Linking models are optionally available with an angled back leg to visually align with River seating units.
- Legs are standard in Chrome with Black nylon non-marking height adjustable glides.

OPTIONAL FEATURES

- Tables are made with high pressure laminate and are offered in the finishes listed on the right. Please specify. Custom high pressure laminate finishes will be considered upon request.
- Legs of coffee and end (linking) tables are available in 3" and 8" heights. All heights are available with fixed-to-floor option. Please specify.
- Products can be weighted to reduce the ease of movement. For additional weight options, please specify **(CW)** - see each model for available additional weight and upcharge.
- Most tables (except freestanding units) can be specified with power/USB units, which include one power outlets, one double USB terminals and a Black 120" three-prong power cord.
- Each power/USB unit is set in predetermined locations, as shown in the electrical illustrations below. Electrical units must be factory installed. Add \$881 per unit.
- Power/USB units are available with either Jet Black **(J)** face plate with Black power/USB receptacles or with a White **(W)** face plate with White power/USB receptacles.

Please add option codes in the following order:

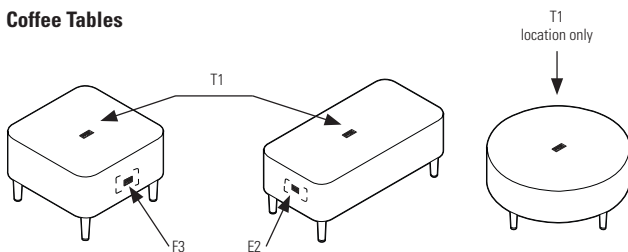
- **Model number**
R27855 to R27858 Square coffee tables
R27859 Rectangular coffee table
R27860 to R27861 Round coffee tables
R27862 to R27864 Linking/end tables
7443 and 7745 Freestanding tables
- **Laminate finishes** (colors shown on website)
 - (ACJ)** Absolute Acajou
 - (ASN)** Asian Night
 - (AWC)** Avanti Cherry
 - (AWH)** Avanti Honey
 - (BLK)** Black
 - (BZD)** Blizzard
 - (BRC)** Brushed Cobalt
 - (CMB)** Clear Maple
 - (CGY)** Custom Grey
 - (DES)** Dark Espresso
 - (DWT)** Designer White
 - (FAS)** Fashionista
 - (FCL)** First Class
 - (NBL)** Noce Biondo
 - (NGL)** Noce Grigio
 - (NEL)** Noce Leggero
 - (NML)** Noce Medio
 - (QTM)** Quartered Mahogany
 - (SBY)** Sheer Beauty
 - (SDT)** Stonedust
 - (SGY)** Storm Grey
 - (WHE)** Walnut Heights
 - (WHC)** White Chocolate
 - (WCR)** Winter Cherry
- **Leg finish**
For leg finish options, please see page 374. No upcharges.
- **Leg selection**
(S6) Standard height (6.5") w/adjustable glides. No upcharge.
(S3) Low (3") w/adjustable glides. No upcharge.
(S8) High (8") w/adjustable glides. No upcharge.
(F6) Standard height (6.5"), fixed to floor. Add \$90.
(F3) Low (3"), fixed to floor. Add \$90.
(F8) High (8"), fixed to floor. Add \$90.
- **Leg angle** (linking/end tables only)
(AS) Straight legs. No upcharge.
(SA) Straight front legs, angled back legs. No upcharge.
- **Additional weight**
(NC) No additional weight.
(CW) Additional weight. Upcharges vary, see model.
- **Power unit finish**
(J) Jet Black
(W) White
- **Power/USB unit position** (coffee and linking/end tables only, as shown below). Add \$881 per unit.
(NP) No power. No upcharge.
(E1) Left end (rectangular coffee table only)
(E2) Right end (rectangular coffee table only)
(F3) Front center (square coffee table only)
(T1) Top
- **Fasteners**
(RS) Standard
(TP) Tamperproof. Add \$119.

EXAMPLE RIVER+ TABLE ORDER CODE:

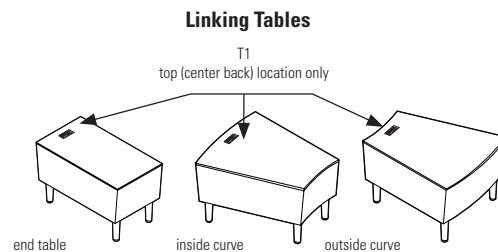
| | | | | | | | | |
|--------------|----------|------------|---------------|-----------|-------------------|--------------|-----------|-----------|
| R27858 | -ACJ | -CHM | -S6 | -AS | -NC | -W | -T1 | -RS |
| Model number | Laminate | Leg finish | Leg selection | Leg angle | Additional weight | Power finish | Power/USB | Fasteners |

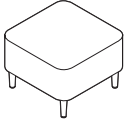
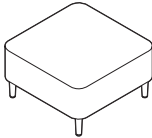
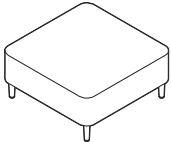
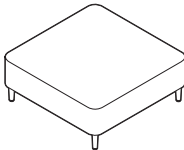
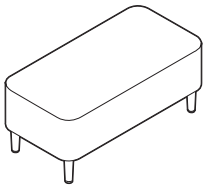
ELECTRICAL PLACEMENT

Coffee Tables

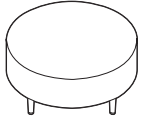


Linking Tables



| DESCRIPTION | FEATURES | MODEL# | STANDARD TEXTILE GRADES | | | | | | |
|--|---|--------------------|-------------------------|--------------|-----------------|---|---|-----------------|---|
|  <p>24" Square Laminate Coffee Table COM: N/A Unit weight: 40 LB 18.14 KG Carton weight: 40 LB 18.14 KG Carton volume: 10.7 FT³ 0.3 MT³</p> | <p>For power/USB unit, please see electrical placement chart.</p> <p>Freestanding unit only. Add \$533 for 36 lbs. (CW)</p> | List price | | | | | | | |
| | | R27855 | 1329 | | | | | | |
| | | OVERALL DIMENSIONS | | | SEAT DIMENSIONS | | | BACK DIMENSIONS | |
| | | W | D | H | W | D | H | W | H |
| IN 24 | 24 | 17 | - | - | - | - | - | | |
| MM 610 | 610 | 432 | - | - | - | - | - | | |
| | | | RTA 00 | 1 per carton | | | | | |
|  <p>30" Square Laminate Coffee Table COM: N/A Unit weight: 53 LB 24.04 KG Carton weight: 53 LB 24.04 KG Carton volume: 15.3 FT³ 0.43 MT³</p> | <p>For power/USB unit, please see electrical placement chart.</p> <p>Freestanding unit only. Add \$400 for 27 lbs. (CW)</p> | List price | | | | | | | |
| | | R27856 | 1392 | | | | | | |
| | | OVERALL DIMENSIONS | | | SEAT DIMENSIONS | | | BACK DIMENSIONS | |
| | | W | D | H | W | D | H | W | H |
| IN 30 | 30 | 17 | - | - | - | - | - | | |
| MM 762 | 762 | 432 | - | - | - | - | - | | |
| | | | RTA 00 | 1 per carton | | | | | |
|  <p>36" Square Laminate Coffee Table COM: N/A Unit weight: 75 LB 34.01 KG Carton weight: 75 LB 34.02 KG Carton volume: 20.6 FT³ 0.58 MT³</p> | <p>For power/USB unit, please see electrical placement chart.</p> <p>Freestanding unit only. No additional weight required.</p> | List price | | | | | | | |
| | | R27857 | 1541 | | | | | | |
| | | OVERALL DIMENSIONS | | | SEAT DIMENSIONS | | | BACK DIMENSIONS | |
| | | W | D | H | W | D | H | W | H |
| IN 36 | 36 | 17 | - | - | - | - | - | | |
| MM 914 | 914 | 432 | - | - | - | - | - | | |
| | | | RTA 00 | 1 per carton | | | | | |
|  <p>42" Square Laminate Coffee Table COM: N/A Unit weight: 115 LB 52.16 KG Carton weight: 115 LB 52.16 KG Carton volume: 26.7 FT³ 0.75 MT³</p> | <p>For power/USB unit, please see electrical placement chart.</p> <p>Freestanding unit only. No additional weight required.</p> | List price | | | | | | | |
| | | R27858 | 1706 | | | | | | |
| | | OVERALL DIMENSIONS | | | SEAT DIMENSIONS | | | BACK DIMENSIONS | |
| | | W | D | H | W | D | H | W | H |
| IN 42 | 42 | 17 | - | - | - | - | - | | |
| MM 1067 | 1067 | 432 | - | - | - | - | - | | |
| | | | RTA 00 | 1 per carton | | | | | |
|  <p>Rectangular Laminate Coffee Table COM: N/A Unit weight: 55 LB 24.94 KG Carton weight: 55 LB 24.95 KG Carton volume: 14.2 FT³ 0.4 MT³</p> | <p>For power/USB unit, please see electrical placement chart.</p> <p>Freestanding unit only. Add \$267 for 18 lbs. (CW)</p> | List price | | | | | | | |
| | | R27859 | 1400 | | | | | | |
| | | OVERALL DIMENSIONS | | | SEAT DIMENSIONS | | | BACK DIMENSIONS | |
| | | W | D | H | W | D | H | W | H |
| IN 40 | 20 | 17 | - | - | - | - | - | | |
| MM 1016 | 508 | 432 | - | - | - | - | - | | |
| | | | RTA 00 | 1 per carton | | | | | |

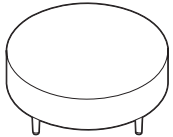
DESCRIPTION FEATURES MODEL# STANDARD TEXTILE GRADES



36" Dia. Round Laminate Coffee Table
 COM: N/A
 Unit weight: 63 LB | 28.57 KG
 Carton weight: 63 LB | 28.58 KG
 Carton volume: 15.3 FT³ | 0.43 MT³

For power/USB unit, please see electrical placement chart.
 Freestanding unit only.
 Add \$267 for 18 lbs. (CW)

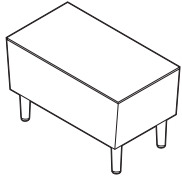
| List price | | | | | | | | |
|--------------------|------|--------------|-----------------|---|---|-----------------|---|--|
| R27860 | 1729 | | | | | | | |
| OVERALL DIMENSIONS | | | SEAT DIMENSIONS | | | BACK DIMENSIONS | | |
| W | D | H | W | D | H | W | H | |
| IN 36 | 36 | 17 | - | - | - | - | - | |
| MM 914 | 914 | 432 | - | - | - | - | - | |
| RTA 00 | | 1 per carton | | | | | | |



42" Dia. Round Laminate Coffee Table
 COM: N/A
 Unit weight: 85 LB | 38.55 KG
 Carton weight: 85 LB | 38.56 KG
 Carton volume: 20.6 FT³ | 0.58 MT³

For power/USB unit, please see electrical placement chart.
 Freestanding unit only.
 No additional weight required.


| List price | | | | | | | | |
|--------------------|------|--------------|-----------------|---|---|-----------------|---|--|
| R27861 | 1889 | | | | | | | |
| OVERALL DIMENSIONS | | | SEAT DIMENSIONS | | | BACK DIMENSIONS | | |
| W | D | H | W | D | H | W | H | |
| IN 42 | 42 | 17 | - | - | - | - | - | |
| MM 1067 | 1067 | 432 | - | - | - | - | - | |
| RTA 00 | | 1 per carton | | | | | | |



Rectangular Laminate End Table
 COM: N/A
 Unit weight: 40 LB | 18.14 KG
 Carton weight: 40 LB | 18.14 KG
 Carton volume: 20.6 FT³ | 0.58 MT³

For power/USB unit, please see electrical placement chart.
 Includes ganging hardware (2 sides).
 Add \$533 for 36 lbs. (CW)

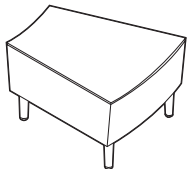
| List price | | | | | | | | |
|--------------------|------|--------------|-----------------|---|---|-----------------|---|--|
| R27862 | 1401 | | | | | | | |
| OVERALL DIMENSIONS | | | SEAT DIMENSIONS | | | BACK DIMENSIONS | | |
| W | D | H | W | D | H | W | H | |
| IN 28 | 15 | 17 | - | - | - | - | - | |
| MM 711 | 381 | 432 | - | - | - | - | - | |
| RTA 00 | | 1 per carton | | | | | | |



Inside Curve Laminate End Table
 COM: N/A
 Unit weight: 47 LB | 21.31 KG
 Carton weight: 47 LB | 21.32 KG
 Carton volume: 13.3 FT³ | 0.37 MT³

For power/USB unit, please see electrical placement chart.
 Includes ganging hardware (2 sides).
 Add \$533 for 36 lbs. (CW)

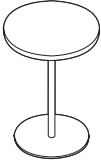
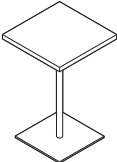
| List price | | | | | | | | |
|--------------------|------|--------------|-----------------|---|---|-----------------|---|--|
| R27863 | 1850 | | | | | | | |
| OVERALL DIMENSIONS | | | SEAT DIMENSIONS | | | BACK DIMENSIONS | | |
| W | D | H | W | D | H | W | H | |
| IN 28 | 17 | 17 | - | - | - | - | - | |
| MM 711 | 432 | 432 | - | - | - | - | - | |
| RTA 00 | | 1 per carton | | | | | | |



Outside Curve Laminate End Table
 COM: N/A
 Unit weight: 47 LB | 21.31 KG
 Carton weight: 47 LB | 21.32 KG
 Carton volume: 13.3 FT³ | 0.37 MT³

For power/USB unit, please see electrical placement chart.
 Includes ganging hardware (2 sides).
 Add \$533 for 36 lbs. (CW)

| List price | | | | | | | | |
|--------------------|------|--------------|-----------------|---|---|-----------------|---|--|
| R27864 | 1850 | | | | | | | |
| OVERALL DIMENSIONS | | | SEAT DIMENSIONS | | | BACK DIMENSIONS | | |
| W | D | H | W | D | H | W | H | |
| IN 28 | 17 | 17 | - | - | - | - | - | |
| MM 711 | 432 | 432 | - | - | - | - | - | |
| RTA 00 | | 1 per carton | | | | | | |

| DESCRIPTION | FEATURES | MODEL# | STANDARD TEXTILE GRADES | | | | | | |
|--|--------------------|---------------------------|-------------------------|----------|------------------------|--------------|----------|------------------------|----------|
|  <p>18" Dia. Round Laminate Laptop Table COM: N/A Unit weight: 22 LB 10 KG Carton weight: 32 LB 14.51 KG Carton volume: 6 FT³ 0.16 MT³</p> | No power/USB unit. | 7743 | List price | | | | | | |
| | | | 1063 | | | | | | |
| | | OVERALL DIMENSIONS | | | SEAT DIMENSIONS | | | BACK DIMENSIONS | |
| | | W | D | H | W | D | H | W | H |
| | | IN 18 | 18 | 25.25 | - | - | - | - | - |
| | | MM 457 | 457 | 641 | - | - | - | - | - |
| | | RTA 00 | | courier | | 1 per carton | | | |
| | | | | | | | | | |
| | | | | | | | | | |
| | | | | | | | | | |
|  <p>16" Square Laminate Laptop Table COM: N/A Unit weight: 26 LB 11.8 KG Carton weight: 36 LB 16.33 KG Carton volume: 6 FT³ 0.16 MT³</p> | No power/USB unit. | 7745 | List price | | | | | | |
| | | | 1035 | | | | | | |
| | | OVERALL DIMENSIONS | | | SEAT DIMENSIONS | | | BACK DIMENSIONS | |
| | | W | D | H | W | D | H | W | H |
| | | IN 16 | 16 | 25.25 | - | - | - | - | - |
| | | MM 406 | 406 | 641 | - | - | - | - | - |
| | | RTA 00 | | | | 1 per carton | | | |
| | | | | | | | | | |
| | | | | | | | | | |
| | | | | | | | | | |

SIRENA



models 3371 Lounge Chairs, 3373 Two Seat Sofa, 3400 Coffee Table and 3402 End Table



model 3371



model 3372CRTL



STANDARD FEATURES

- Modern club style seating includes: lounge chair, two and three seat sofas.
- Complete with modern tables for reception areas, meeting rooms and private office use.
- Distinctive round style feet are finished in Black only.
- All models have fixed, non-removable seat cushions with arm height at 25" in the front.
- When ordering models with tablet, please specify for left hand or for right hand tablet. See models below.
- Tablets rotate and are non-removable. Overall tablet size is 17"W by 14"D.
- Laminate tops are 1" thick.
- Table legs are 1.5" steel tubing, tapered toward the bottom to 7/8", equipped with self-leveling, pivoting steel glides.
- (C1M) dual wheel carpet casters are standard. Casters are available on lounge chairs only.
- Upholstery options: fabric, vinyl or leather. Vinyl and leather models may feature stitch detail across the seat and/or back cushions, if applicable.

OPTIONAL FEATURES

- Laminate tables, tablets and book shelves are offered in the following laminate finishes: Absolute Acajou (ACJ), Asian Night (ASN), Avant Cherry (AWC), Avant Honey (AWH), Black (BLK), Blizzard (BZD), Clear Maple (CMB), Custom Grey (CGY), Dark Espresso (DES), Designer White (DWT), Fashionista (FAS), First Class (FCL), Noce Biondo (NBL), Noce Grigio (NGL), Noce Leggero (NEL), Noce Medio (NML), Sheer Beauty (SBY), Quatered Mahogany (QTM), Stonedust (SDT), Walnut Heights (WHE), White Chocolate (WHC) and Winter Cherry (WCR). Please specify.
- Table legs are available in Black (TBL) or Tungsten (TTU). No upcharge.

DESCRIPTION

FEATURES

MODEL#

STANDARD TEXTILE GRADES



Lounge Chair Fabric

COM: 4.25 YD | 3.89 M
 Unit weight: 45 LB | 20.5 KG
 Carton weight: 52 LB | 23.59 KG
 Carton volume: 19.25 FT³ | 0.54 MT³

| | | | | | | | | | | | | |
|------|---|------|------|------|------|------|------|------|------|------|------|------|
| | 1 | 2 | 3 | 4 | 5 | 6 | 7 | 8 | 9 | 10 | 11 | 12 |
| 3371 | - | 1148 | 1263 | 1395 | 1611 | 1811 | 2011 | 2185 | 2402 | 2606 | 2882 | 3273 |

OVERALL DIMENSIONS

W D H

SEAT DIMENSIONS

W D H

BACK DIMENSIONS

W H

| | | | | | | | | |
|----|------|------|------|-----|-----|------|-----|------|
| IN | 30.5 | 29.5 | 28.5 | 20 | 20 | 17.5 | 19 | 11.5 |
| MM | 775 | 749 | 724 | 508 | 508 | 445 | 483 | 292 |

RTA 00 1 per carton



Lounge Chair w/Casters

COM: 4.25 YD | 3.89 M
 Unit weight: 47 LB | 21.4 KG
 Carton weight: 52 LB | 23.59 KG
 Carton volume: 19.25 FT³ | 0.54 MT³

| | | | | | | | | | | | | |
|-------|---|------|------|------|------|------|------|------|------|------|------|------|
| | 1 | 2 | 3 | 4 | 5 | 6 | 7 | 8 | 9 | 10 | 11 | 12 |
| 3371C | - | 1242 | 1357 | 1489 | 1705 | 1905 | 2105 | 2279 | 2496 | 2700 | 2976 | 3367 |

OVERALL DIMENSIONS

W D H

SEAT DIMENSIONS

W D H

BACK DIMENSIONS

W H

| | | | | | | | | |
|----|------|------|------|-----|-----|-----|-----|------|
| IN | 30.5 | 29.5 | 29.5 | 20 | 20 | 18 | 19 | 12.5 |
| MM | 775 | 749 | 749 | 508 | 508 | 457 | 483 | 318 |

RTA 00 1 per carton



3371LTL



3371RTL

Lounge Chair w/Laminate Tablet

COM: 4.25 YD | 3.89 M
 Unit weight: 53 LB | 24.1 KG
 Carton weight: 58 LB | 26.31 KG
 Carton volume: 19.25 FT³ | 0.54 MT³

| | | | | | | | | | | | | |
|--------------------|---|------|------|------|------|------|------|------|------|------|------|------|
| | 1 | 2 | 3 | 4 | 5 | 6 | 7 | 8 | 9 | 10 | 11 | 12 |
| 3371LTL 3371RTL | - | 1561 | 1676 | 1808 | 2024 | 2224 | 2424 | 2598 | 2815 | 3019 | 3295 | 3686 |

OVERALL DIMENSIONS

W D H

SEAT DIMENSIONS






W D H

BACK DIMENSIONS

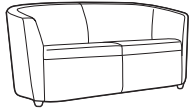
W H

| | | | | | | | | |
|----|------|------|------|-----|-----|------|-----|------|
| IN | 32.5 | 29.5 | 28.5 | 20 | 20 | 17.5 | 19 | 11.5 |
| MM | 826 | 749 | 724 | 508 | 508 | 445 | 483 | 292 |

RTA 00 1 per carton

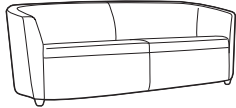
| DESCRIPTION | FEATURES | MODEL# | STANDARD TEXTILE GRADES | | | | | | | | | | | |
|--|--|------------------------------------|---------------------------------|-------------------------------|------|------|------|------|------|------|------|------|------|------|
| | | | 1 | 2 | 3 | 4 | 5 | 6 | 7 | 8 | 9 | 10 | 11 | 12 |
|  3371CLTL |  3371CRTL | 3371CLTL 3371CRTL | - | 1652 | 1767 | 1899 | 2115 | 2315 | 2515 | 2689 | 2906 | 3110 | 3386 | 3777 |
| | | OVERALL DIMENSIONS W D H | SEAT DIMENSIONS W D H | BACK DIMENSIONS W H | | | | | | | | | | |
| Lounge Chair w/Casters & Laminate Tablet COM: 4.25 YD 3.89 M Unit weight: 57 LB 25.9 KG Carton weight: 62 LB 28.12 KG Carton volume: 19.25 FT³ 0.54 MT³ | | RTA 00 | 1 per carton | | | | | | | | | | | |
|  3372 | | 3372 | - | 1371 | 1486 | 1618 | 1834 | 2034 | 2234 | 2408 | 2625 | 2829 | 3105 | 3496 |
| | OVERALL DIMENSIONS W D H | SEAT DIMENSIONS W D H | BACK DIMENSIONS W H | | | | | | | | | | | |
| Lounge Chair w/Laminate Bookshelf COM: 4.25 YD 3.89 M Unit weight: 47 LB 21.4 KG Carton weight: 55 LB 24.95 KG Carton volume: 19.25 FT³ 0.54 MT³ | | RTA 00 | 1 per carton | | | | | | | | | | | |
|  3372C | | 3372C | - | 1464 | 1579 | 1711 | 1927 | 2127 | 2327 | 2501 | 2718 | 2922 | 3198 | 3589 |
| | OVERALL DIMENSIONS W D H | SEAT DIMENSIONS W D H | BACK DIMENSIONS W H | | | | | | | | | | | |
| Lounge Chair w/Casters & Laminate Bookshelf COM: 4.25 YD 3.89 M Unit weight: 47 LB 21.4 KG Carton weight: 55 LB 24.95 KG Carton volume: 19.25 FT³ 0.54 MT³ | | RTA 00 | 1 per carton | | | | | | | | | | | |
|  3372LTL |  3372RTL | 3372LTL 3372RTL | - | 1782 | 1897 | 2029 | 2245 | 2445 | 2645 | 2819 | 3036 | 3240 | 3516 | 3907 |
| | | OVERALL DIMENSIONS W D H | SEAT DIMENSIONS W D H | BACK DIMENSIONS W H | | | | | | | | | | |
| Lounge Chair w/Laminate Tablet/Bookshelf COM: 4.25 YD 3.89 M Unit weight: 58 LB 26.4 KG Carton weight: 66 LB 29.94 KG Carton volume: 19.25 FT³ 0.54 MT³ | | RTA 00 | 1 per carton | | | | | | | | | | | |
|  3372CLTL |  3372CRTL | 3372CLTL 3372CRTL | - | 1874 | 1989 | 2121 | 2337 | 2537 | 2737 | 2911 | 3128 | 3332 | 3608 | 3999 |
| | | OVERALL DIMENSIONS W D H | SEAT DIMENSIONS W D H | BACK DIMENSIONS W H | | | | | | | | | | |
| Lounge Chair w/Casters & Laminate Tablet/Bookshelf COM: 4.25 YD 3.89 M Unit weight: 58 LB 26.4 KG Carton weight: 66 LB 29.94 KG Carton volume: 19.25 FT³ 0.54 MT³ | | RTA 00 | 1 per carton | | | | | | | | | | | |

| DESCRIPTION | FEATURES | MODEL# | STANDARD TEXTILE GRADES | | | | | | | | | | | |
|-------------|----------|--------|-------------------------|---|---|---|---|---|---|---|---|----|----|----|
| | | | 1 | 2 | 3 | 4 | 5 | 6 | 7 | 8 | 9 | 10 | 11 | 12 |



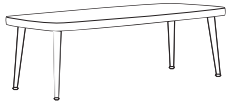
Two Seat Sofa
 COM: 7 YD | 6.4 M
 Unit weight: 82 LB | 37.3 KG
 Carton weight: 92 LB | 41.73 KG
 Carton volume: 48 FT³ | 1.35 MT³

| MODEL# | OVERALL DIMENSIONS | | | SEAT DIMENSIONS | | | BACK DIMENSIONS | | | | | | | | | | | |
|--------|--------------------|------|--------------|-----------------|------|------|-----------------|------|------|------|------|------|-----|------|-----|-----|------|-----|
| | W | D | H | W | D | H | W | H | | | | | | | | | | |
| 3373 | - | 2036 | 2225 | 2442 | 2799 | 3128 | 3457 | 3744 | 4101 | 4437 | 4892 | 5536 | | | | | | |
| | IN | 62 | 29.5 | 28.5 | 53 | 20 | 17.5 | 53 | 11.5 | MM | 1575 | 749 | 724 | 1346 | 508 | 445 | 1346 | 292 |
| | RTA 00 | | 1 per carton | | | | | | | | | | | | | | | |



Three Seat Sofa
 COM: 7.75 YD | 7.09 M
 Unit weight: 97 LB | 44.1 KG
 Carton weight: 107 LB | 48.53 KG
 Carton volume: 55.5 FT³ | 1.57 MT³

| MODEL# | OVERALL DIMENSIONS | | | SEAT DIMENSIONS | | | BACK DIMENSIONS | | | | | | | | | | | |
|--------|--------------------|------|--------------|-----------------|------|------|-----------------|------|------|------|------|------|-----|------|-----|-----|------|-----|
| | W | D | H | W | D | H | W | H | | | | | | | | | | |
| 3374 | - | 2405 | 2614 | 2855 | 3250 | 3614 | 3978 | 4296 | 4691 | 5063 | 5567 | 6280 | | | | | | |
| | IN | 81.5 | 29.5 | 28.5 | 72.5 | 20 | 17.5 | 72.5 | 11.5 | MM | 2070 | 749 | 724 | 1842 | 508 | 445 | 1842 | 292 |
| | RTA 00 | | 1 per carton | | | | | | | | | | | | | | | |



Coffee Table - 48" Laminate Top
 COM: N/A
 Unit weight: 44 LB | 20 KG
 Carton weight: 52 LB | 23.59 KG
 Carton volume: 17.25 FT³ | 0.48 MT³

| List price | | | | | | | | | | | | | | | | | | |
|------------|--------------------|----|--------------|-----------------|---|---|-----------------|---|---|----|------|-----|-----|---|---|---|---|---|
| 3400 | 1214 | | | | | | | | | | | | | | | | | |
| MODEL# | OVERALL DIMENSIONS | | | SEAT DIMENSIONS | | | BACK DIMENSIONS | | | | | | | | | | | |
| | W | D | H | W | D | H | W | H | | | | | | | | | | |
| | IN | 48 | 22 | 14.5 | - | - | - | - | - | MM | 1219 | 559 | 368 | - | - | - | - | - |
| | RTA 00 | | 1 per carton | | | | | | | | | | | | | | | |



Coffee Table - 56" Laminate Top
 COM: N/A
 Unit weight: 50 LB | 22.7 KG
 Carton weight: 60 LB | 27.22 KG
 Carton volume: 19 FT³ | 0.53 MT³

| List price | | | | | | | | | | | | | | | | | | |
|------------|--------------------|----|--------------|-----------------|---|---|-----------------|---|---|----|------|-----|-----|---|---|---|---|---|
| 3401 | 1346 | | | | | | | | | | | | | | | | | |
| MODEL# | OVERALL DIMENSIONS | | | SEAT DIMENSIONS | | | BACK DIMENSIONS | | | | | | | | | | | |
| | W | D | H | W | D | H | W | H | | | | | | | | | | |
| | IN | 56 | 22 | 14.5 | - | - | - | - | - | MM | 1422 | 559 | 368 | - | - | - | - | - |
| | RTA 00 | | 1 per carton | | | | | | | | | | | | | | | |



End Table - Laminate Top
 COM: N/A
 Unit weight: 20 LB | 9.1 KG
 Carton weight: 26 LB | 11.79 KG
 Carton volume: 7.75 FT³ | 0.21 MT³

| List price | | | | | | | | | | | | | | | | | | |
|------------|--------------------|----|--------------|-----------------|---|---|-----------------|---|---|----|-----|-----|-----|---|---|---|---|---|
| 3402 | 1007 | | | | | | | | | | | | | | | | | |
| MODEL# | OVERALL DIMENSIONS | | | SEAT DIMENSIONS | | | BACK DIMENSIONS | | | | | | | | | | | |
| | W | D | H | W | D | H | W | H | | | | | | | | | | |
| | IN | 17 | 22 | 14.5 | - | - | - | - | - | MM | 432 | 559 | 368 | - | - | - | - | - |
| | RTA 00 | | 1 per carton | | | | | | | | | | | | | | | |

VENTURE



48\"/>



78\"/>



60\"/>

STANDARD FEATURES

- Venture is a solid and durable banquette seating series ideal for impromptu meetings.
- Banquettes are available with or without fully upholstered backs. Open back banquettes are intended to be placed against walls or in other layouts where the back will not be visible.
- Heavy duty frame with interlocking plywood, puzzle box construction suitable for public environments.
- Cushions are fixed and non-removable and made with highly resilient foam for extra comfort.
- Ganging bracket kit (8509) gangs two single back models back to back. Kit contains two brackets.
- Standard with metal legs and Black glides, suitable for carpet and hard surface flooring.
- Closed back models are fully upholstered for use in open settings and to support reconfiguration.
- Open back models are available for use against walls or for ganging back to back. They have a Black outer back protective dust cover.
- Double back models (#8508-48, #8508-60, #8508-72, #8508-78) measure 55\"/>

OPTIONAL FEATURES




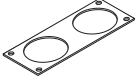

- **Leg finish** (no upcharge)
 - (TBL) Black
 - (CHM) Chrome
 - (TTU) Tungsten
- **Packaging options** (no upcharge)
 - available on double back models only
 - (ST) fully assembled (standard)
 - (KD) knocked down

EXAMPLE VENTURE ORDER CODE:

| | | | | |
|---------|--------------|--------------|------------|-----------|
| 8506-48 | EL58 | EL65 | TBL | ST |
| Model # | Back Textile | Seat Textile | Leg Finish | Packaging |

| DESCRIPTION | FEATURES | MODEL # | STANDARD TEXTILE GRADES | | | | | | | | | | | |
|--|----------|----------------|---------------------------|----------|----------|------------------------|----------|----------|------------------------|----------|------|------|------|------|
| | | | 1 | 2 | 3 | 4 | 5 | 6 | 7 | 8 | 9 | 10 | 11 | 12 |
| <p>48\"/> COM: 6.75 YD 6.17 M Unit weight: 80 LB 36.4 KG Carton weight: 104 LB 47.17 KG Carton volume: 50.75 FT³ 1.43 MT³</p> | | 8506-48 | 3174 | 3390 | 3572 | 3782 | 4126 | 4443 | 4760 | 5037 | 5381 | 5705 | 6144 | 6765 |
| | | | OVERALL DIMENSIONS | | | SEAT DIMENSIONS | | | BACK DIMENSIONS | | | | | |
| | | | W | D | H | W | D | H | W | H | | | | |
| | | | IN 48 | 28 | 48 | 48 | 19 | 18 | 48 | 30 | | | | |
| | | | MM 1219 | 711 | 1219 | 1219 | 483 | 457 | 1219 | 762 | | | | |
| | | RTA 00 | 1 per carton | | | | | | | | | | | |
| <p>60\"/> COM: 8 YD 7.32 M Unit weight: 100 LB 45.5 KG Carton weight: 127 LB 57.61 KG Carton volume: 62.75 FT³ 1.77 MT³</p> | | 8506-60 | 3703 | 3959 | 4175 | 4423 | 4831 | 5207 | 5583 | 5911 | 6319 | 6703 | 7223 | 7959 |
| | | | OVERALL DIMENSIONS | | | SEAT DIMENSIONS | | | BACK DIMENSIONS | | | | | |
| | | | W | D | H | W | D | H | W | H | | | | |
| | | | IN 60 | 28 | 48 | 60 | 19 | 18 | 60 | 30 | | | | |
| | | | MM 1524 | 711 | 1219 | 1524 | 483 | 457 | 1524 | 762 | | | | |
| | | RTA 00 | 1 per carton | | | | | | | | | | | |
| <p>72\"/> COM: 9 YD 8.23 M Unit weight: 120 LB 54.5 KG Carton weight: 153 LB 69.4 KG Carton volume: 75 FT³ 2.12 MT³</p> | | 8506-72 | 4122 | 4410 | 4653 | 4932 | 5391 | 5814 | 6237 | 6606 | 7065 | 7497 | 8082 | 8910 |
| | | | OVERALL DIMENSIONS | | | SEAT DIMENSIONS | | | BACK DIMENSIONS | | | | | |
| | | | W | D | H | W | D | H | W | H | | | | |
| | | | IN 72 | 28 | 48 | 72 | 19 | 18 | 72 | 30 | | | | |
| | | | MM 1829 | 711 | 1219 | 1829 | 483 | 457 | 1829 | 762 | | | | |
| | | RTA 00 | 1 per carton | | | | | | | | | | | |

| DESCRIPTION | FEATURES | MODEL # | STANDARD TEXTILE GRADES | | | | | | | | | | | |
|--|--|---------|-------------------------|--------------------|------|-----------------|-----------------|------|-----------------|-----------------|------|------|------|------|
| | | | 1 | 2 | 3 | 4 | 5 | 6 | 7 | 8 | 9 | 10 | 11 | 12 |
| <p>78\"W Three Seater Banquette, Closed Back COM: 10 YD 9.14 M Unit weight: 130 LB 59.1 KG Carton weight: 163 LB 73.94 KG Carton volume: 79.75 FT³ 2.25 MT³</p> | | 8506-78 | 4409 | 4729 | 4999 | 5309 | 5819 | 6289 | 6759 | 7169 | 7679 | 8159 | 8809 | 9729 |
| | | | OVERALL DIMENSIONS | | | SEAT DIMENSIONS | | | BACK DIMENSIONS | | | | | |
| | | | W | D | H | W | D | H | W | H | | | | |
| | | | IN 78 | 28 | 48 | 78 | 19 | 18 | 78 | 30 | | | | |
| | | | MM 1981 | 711 | 1219 | 1981 | 483 | 457 | 1981 | 762 | | | | |
| | | RTA 00 | 1 per carton | | | | | | | | | | | |
| <p>48\"W Two Seater Banquette, Open Back COM: 5 YD 4.57 M Unit weight: 80 LB 36.4 KG Carton weight: 105 LB 47.63 KG Carton volume: 50.75 FT³ 1.43 MT³</p> | | 8507-48 | 3012 | 3172 | 3307 | 3462 | 3717 | 3952 | 4187 | 4392 | 4647 | 4887 | 5212 | 5672 |
| | | | OVERALL DIMENSIONS | | | SEAT DIMENSIONS | | | BACK DIMENSIONS | | | | | |
| | | | W | D | H | W | D | H | W | H | | | | |
| | | | IN 48 | 28 | 48 | 48 | 19 | 18 | 48 | 30 | | | | |
| | | | MM 1219 | 711 | 1219 | 1219 | 483 | 457 | 1219 | 762 | | | | |
| | | RTA 00 | 1 per carton | | | | | | | | | | | |
| <p>60\"W Two Seater Banquette, Open Back COM: 6 YD 5.49 M Unit weight: 100 LB 45.5 KG Carton weight: 127 LB 57.61 KG Carton volume: 62.75 FT³ 1.77 MT³</p> | | 8507-60 | 3504 | 3696 | 3858 | 4044 | 4350 | 4632 | 4914 | 5160 | 5466 | 5754 | 6144 | 6696 |
| | | | OVERALL DIMENSIONS | | | SEAT DIMENSIONS | | | BACK DIMENSIONS | | | | | |
| | | | W | D | H | W | D | H | W | H | | | | |
| | | | IN 60 | 28 | 48 | 60 | 19 | 18 | 60 | 30 | | | | |
| | | | MM 1524 | 711 | 1219 | 1524 | 483 | 457 | 1524 | 762 | | | | |
| | | RTA 00 | 1 per carton | | | | | | | | | | | |
| <p>72\"W Three Seater Banquette, Open Back COM: 7 YD 6.4 M Unit weight: 120 LB 54.5 KG Carton weight: 153 LB 69.4 KG Carton volume: 75 FT³ 2.12 MT³</p> | | 8507-72 | 3885 | 4109 | 4298 | 4515 | 4872 | 5201 | 5530 | 5817 | 6174 | 6510 | 6965 | 7609 |
| | | | OVERALL DIMENSIONS | | | SEAT DIMENSIONS | | | BACK DIMENSIONS | | | | | |
| | | | W | D | H | W | D | H | W | H | | | | |
| | | | IN 72 | 28 | 48 | 72 | 19 | 18 | 72 | 30 | | | | |
| | | | MM 1829 | 711 | 1219 | 1829 | 483 | 457 | 1829 | 762 | | | | |
| | | RTA 00 | 1 per carton | | | | | | | | | | | |
| <p>78\"W Three Seater Banquette, Open Back COM: 8 YD 7.32 M Unit weight: 130 LB 59.1 KG Carton weight: 163 LB 73.94 KG Carton volume: 79.75 FT³ 2.25 MT³</p> | | 8507-78 | 4134 | 4390 | 4606 | 4854 | 5262 | 5638 | 6014 | 6342 | 6750 | 7134 | 7654 | 8390 |
| | | | OVERALL DIMENSIONS | | | SEAT DIMENSIONS | | | BACK DIMENSIONS | | | | | |
| | | | W | D | H | W | D | H | W | H | | | | |
| | | | IN 78 | 28 | 48 | 78 | 19 | 18 | 78 | 30 | | | | |
| | | | MM 1981 | 711 | 1219 | 1981 | 483 | 457 | 1981 | 762 | | | | |
| | | RTA 00 | 1 per carton | | | | | | | | | | | |
| <p>48\"W Four Seater Banquette, Double Back COM: 9 YD 8.23 M Unit weight: 128 LB 58.2 KG Carton weight: 163 LB 73.94 KG Carton volume: 89.75 FT³ 2.54 MT³</p> | Optional knocked down (KD) packaging available (no upcharge) | 8508-48 | 4545 | 4833 | 5076 | 5355 | 5814 | 6237 | 6660 | 7029 | 7488 | 7920 | 8505 | 9333 |
| | | | | OVERALL DIMENSIONS | | | SEAT DIMENSIONS | | | BACK DIMENSIONS | | | | |
| | | | | W | D | H | W | D | H | W | H | | | |
| | | | | IN 48 | 55 | 48 | 48 | 19 | 18 | 48 | 30 | | | |
| | | | | MM 1219 | 1397 | 1219 | 1219 | 483 | 457 | 1219 | 762 | | | |
| | | RTA 00 | 1 per carton | | | | | | | | | | | |

| DESCRIPTION | FEATURES | MODEL # | STANDARD TEXTILE GRADES | | | | | | | | | | | |
|--|--|----------------|---|--------------|----------|------------------------|----------|----------|------------------------|----------|-------|-------|-------|-------|
| | | | 1 | 2 | 3 | 4 | 5 | 6 | 7 | 8 | 9 | 10 | 11 | 12 |
|  <p>60"W Four Seater Banquette, Double Back COM: 10 YD 9.14 M Unit weight: 160 LB 72.7 KG Carton weight: 198 LB 89.81 KG Carton volume: 111 FT³ 3.14 MT³</p> | Optional knocked down (KD) packaging available (no upcharge) | 8508-60 | 5325 | 5645 | 5915 | 6225 | 6735 | 7205 | 7675 | 8085 | 8595 | 9075 | 9725 | 10645 |
| | | | OVERALL DIMENSIONS | | | SEAT DIMENSIONS | | | BACK DIMENSIONS | | | | | |
| | | | W | D | H | W | D | H | W | H | | | | |
| | | | IN 60 | 55 | 48 | 60 | 19 | 18 | 60 | 30 | | | | |
| | | | MM 1524 | 1397 | 1219 | 1524 | 483 | 457 | 1524 | 762 | | | | |
| | | RTA 00 | 1 per carton | | | | | | | | | | | |
|  <p>72"W Six Seater Banquette, Double Back COM: 11 YD 10.06 M Unit weight: 192 LB 87.3 KG Carton weight: 242 LB 109.77 KG Carton volume: 132.5 FT³ 3.75 MT³</p> | Optional knocked down (KD) packaging available (no upcharge) | 8508-72 | 5993 | 6345 | 6642 | 6983 | 7544 | 8061 | 8578 | 9029 | 9590 | 10118 | 10833 | 11845 |
| | | | OVERALL DIMENSIONS | | | SEAT DIMENSIONS | | | BACK DIMENSIONS | | | | | |
| | | | W | D | H | W | D | H | W | H | | | | |
| | | | IN 72 | 55 | 48 | 72 | 19 | 18 | 72 | 30 | | | | |
| | | | MM 1829 | 1397 | 1219 | 1829 | 483 | 457 | 1829 | 762 | | | | |
| | | RTA 00 | 1 per carton | | | | | | | | | | | |
|  <p>78"W Six Seater Banquette, Double Back COM: 12 YD 10.97 M Unit weight: 208 LB 94.5 KG Carton weight: 255 LB 115.67 KG Carton volume: 141.75 FT³ 4.01 MT³</p> | Optional knocked down (KD) packaging available (no upcharge) | 8508-78 | 6530 | 6914 | 7238 | 7610 | 8222 | 8786 | 9350 | 9842 | 10454 | 11030 | 11810 | 12914 |
| | | | OVERALL DIMENSIONS | | | SEAT DIMENSIONS | | | BACK DIMENSIONS | | | | | |
| | | | W | D | H | W | D | H | W | H | | | | |
| | | | IN 78 | 55 | 48 | 78 | 19 | 18 | 78 | 30 | | | | |
| | | | MM 1981 | 1397 | 1219 | 1981 | 483 | 457 | 1981 | 762 | | | | |
| | | RTA 00 | 1 per carton | | | | | | | | | | | |
| | | | List price | | | | | | | | | | | |
| | | 8509 | 75 | | | | | | | | | | | |
|  <p>Ganging Bracket Kit COM: N/A Unit weight: 0.25 LB - KG Carton weight: 0.5 LB 0.23 KG Carton volume: 0.1 FT³ 0.03 MT³</p> | Kit includes 2 brackets. | 8509 | | | | | | | | | | | | |
| | | | OVERALL DIMENSIONS | | | SEAT DIMENSIONS | | | BACK DIMENSIONS | | | | | |
| | | | W | D | H | W | D | H | W | H | | | | |
| | | | IN 2.5 | 6 | 0.25 | - | - | - | - | - | | | | |
| | | | MM 64 | 152 | 6 | - | - | - | - | - | | | | |
| | | RTA 00 |  | 1 per carton | | | | | | | | | | |

VITROLA



model 8271

model 8275



model 8274, 8275 and 8276

STANDARD FEATURES

- Classic soft seating upholstery design with swooping arms.
- Available in lounge, high back lounge, two seat sofa and three seat sofa.
- Matching ottoman and accent pillow complete the offering.
- Fully upholstered with piping details at the bottom of frame.
- Seat cushions are fixed or sewn tight.
- Standard in tapered maple wood legs. Legs are equipped with White non-marking glides as standard. Suitable for both carpet and hard surface flooring.
- Upholstery options: fabric, vinyl or leather. Vinyl and leather models may feature stitch detail across the seat and/or back cushions, if applicable.
- Back upholstery is continuous without seams. In the event the textile cannot be railroaded, stitch lines will be required (one for 2 seater and two for 3 seater).
- All models ship fully assembled.



OPTIONAL FEATURES


Please add option codes in the following order:

- **Model number**
8271 Lounge chair
8272 Two seat sofa
8273 Three seat sofa
8274 Ottoman
8275 High back lounge chair
8276 Accent pillow
- **Fabric**
Specify fabric code.
- **Wood Legs**
(AB) Absolute (AAM)
(BM) Black (BKM)
(AC) Cherry (ACM)
(EO) English Oak (EOM)
(EC) Espresso Café (ECM)
(HT) Grey (HGM)
(AH) Honey (AHM)
(TM) Mahogany (TMM)
(AM) Maple (AVM)
(MW) Medium Walnut (MWM)
(NL) Natural Walnut (NLW)
(AT) Night (ASM)
(BI) Noce Biondo (NBM)
(GI) Noce Grigio (NGM)
(EI) Noce Leggero (NEM)
(MI) Noce Medio (NMM)
(SH) Shaker Cherry (SKM)
(TF) Fruitwood (TFM)
(TW) Walnut (TWM)
(WR) WC Cream (WTM)
(WH) White (WHM)
(WM) Winter Cherry (WCM)
(colors shown on website)

EXAMPLE VITROLA ORDER CODE:

| | | |
|---------|--------|-----------|
| 8271 | WA50 | HT |
| Model # | Fabric | Wood Legs |

| DESCRIPTION | FEATURES | MODEL # | STANDARD TEXTILE GRADES | | | | | | | | | | | | | |
|--|----------|---------------------------|-------------------------|----------|------------------------|----------|----------|------------------------|----------|------|------|------|------|------|--|--|
| | | | 1 | 2 | 3 | 4 | 5 | 6 | 7 | 8 | 9 | 10 | 11 | 12 | | |
|  <p>Lounge Chair COM: 5.25 YD 4.8 M Unit weight: 80 LB 36.4 KG Carton weight: 90 LB 40.82 KG Carton volume: 20.25 FT³ 0.57 MT³</p> | | 8271 | 1423 | 1591 | 1733 | 1896 | 2163 | 2410 | 2657 | 2872 | 3140 | 3392 | 3733 | 4216 | | |
| | | OVERALL DIMENSIONS | | | SEAT DIMENSIONS | | | BACK DIMENSIONS | | | | | | | | |
| | | W | D | H | W | D | H | W | H | | | | | | | |
| | | IN 28 | 31 | 34 | 22 | 20 | 18 | 22 | 16 | | | | | | | |
| | | MM 711 | 787 | 864 | 559 | 508 | 457 | 559 | 406 | | | | | | | |
| | | RTA 00 | 1 per carton | | | | | | | | | | | | | |
|  <p>Two Seat Sofa COM: 7.25 YD 6.63 M Unit weight: 95 LB 43.2 KG Carton weight: 107 LB 48.53 KG Carton volume: 36.5 FT³ 1.03 MT³</p> | | 8272 | 2349 | 2581 | 2777 | 3002 | 3371 | 3712 | 4053 | 4350 | 4720 | 5068 | 5539 | 6206 | | |
| | | OVERALL DIMENSIONS | | | SEAT DIMENSIONS | | | BACK DIMENSIONS | | | | | | | | |
| | | W | D | H | W | D | H | W | H | | | | | | | |
| | | IN 51 | 31 | 34 | 45 | 20 | 18 | 45 | 16 | | | | | | | |
| | | MM 1295 | 787 | 864 | 1143 | 508 | 457 | 1143 | 406 | | | | | | | |
| | | RTA 00 | 1 per carton | | | | | | | | | | | | | |

| DESCRIPTION | FEATURES | MODEL # | STANDARD TEXTILE GRADES | | | | | | | | | | | |
|---|----------|-------------|---------------------------|--------------|----------|------------------------|----------|----------|------------------------|----------|------|------|------|------|
| | | | 1 | 2 | 3 | 4 | 5 | 6 | 7 | 8 | 9 | 10 | 11 | 12 |
|  <p>Three Seat Sofa COM: 9.25 YD 8.46 M Unit weight: 125 LB 56.8 KG Carton weight: 140 LB 63.5 KG Carton volume: 51.75 FT³ 1.46 MT³</p> | | 8273 | 3113 | 3409 | 3659 | 3946 | 4417 | 4852 | 5287 | 5666 | 6138 | 6582 | 7183 | 8034 |
| | | | OVERALL DIMENSIONS | | | SEAT DIMENSIONS | | | BACK DIMENSIONS | | | | | |
| | | | W | D | H | W | D | H | W | H | | | | |
| | | | IN 74.25 | 31 | 34 | 68.25 | 20 | 18 | 68.25 | 16 | | | | |
| | | | MM 1886 | 787 | 864 | 1734 | 508 | 457 | 1734 | 406 | | | | |
| | | | RTA 00 | 1 per carton | | | | | | | | | | |
|  <p>Ottoman COM: 1.75 YD 1.6 M Unit weight: 15 LB 6.8 KG Carton weight: 20 LB 9.07 KG Carton volume: 8 FT³ 0.22 MT³</p> | | 8274 | 525 | 581 | 628 | 683 | 772 | 854 | 936 | 1008 | 1097 | 1181 | 1295 | 1456 |
| | | | OVERALL DIMENSIONS | | | SEAT DIMENSIONS | | | BACK DIMENSIONS | | | | | |
| | | | W | D | H | W | D | H | W | H | | | | |
| | | | IN 24 | 24 | 17 | 24 | - | 17 | - | - | | | | |
| | | | MM 610 | 610 | 432 | 610 | - | 432 | - | - | | | | |
| | | | RTA 00 | 1 per carton | | | | | | | | | | |
|  <p>High Back Lounge Chair COM: 6.25 YD 5.72 M Unit weight: 85 LB 38.6 KG Carton weight: 96 LB 43.54 KG Carton volume: 28.25 FT³ 0.79 MT³</p> | | 8275 | 1652 | 1852 | 2021 | 2215 | 2533 | 2827 | 3121 | 3377 | 3696 | 3996 | 4402 | 4977 |
| | | | OVERALL DIMENSIONS | | | SEAT DIMENSIONS | | | BACK DIMENSIONS | | | | | |
| | | | W | D | H | W | D | H | W | H | | | | |
| | | | IN 28 | 31 | 42 | 22 | 20 | 18 | 22 | 18 | | | | |
| | | | MM 711 | 787 | 1067 | 559 | 508 | 457 | 559 | 457 | | | | |
| | | | RTA 00 | 1 per carton | | | | | | | | | | |
|  <p>Accent Pillow COM: 0.75 YD 0.69 M Unit weight: 3 LB 1.4 KG Carton weight: 4 LB 1.81 KG Carton volume: 1 FT³ 0.02 MT³</p> | | 8276 | 175 | 199 | 219 | 243 | 281 | 316 | 351 | 382 | 420 | 456 | 505 | 574 |
| | | | OVERALL DIMENSIONS | | | SEAT DIMENSIONS | | | BACK DIMENSIONS | | | | | |
| | | | W | D | H | W | D | H | W | H | | | | |
| | | | IN 23 | 6 | 8 | - | - | - | - | - | | | | |
| | | | MM 584 | 152 | 203 | - | - | - | - | - | | | | |
| | | | RTA 00 | 1 per carton | | | | | | | | | | |

WIND



models 3361 Lounge chair & 3362 Two seat sofa, with 3367 Coffee table.


STANDARD FEATURES

- Compact, contemporary design includes a raised modern version of the traditional lounge chair that is scaled down for smaller spaces.
- Wind tables complement the modern decor of many office environments.
- Standard with a durable steel tubular base.
- Chair and table legs are standard in Chrome.
- Standard glide on chairs is Black plastic.
- Upholstery options: fabric, vinyl or leather. Vinyl and leather models may feature stitch detail across the seat and/or back cushions, if applicable.

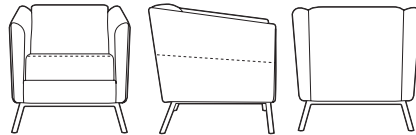
OPTIONAL FEATURES

- There are no caster options for this series.
- For hard surface floors, please specify opaque non-marking glides **(NM)**. No upcharge.
- For leg frame finish options, please see page 374. Upcharges apply for plated finishes:
 - (CHM)** Chrome. No upcharge.
 - (BCH)** Brushed Chrome. Add \$49 for lounge chair. Add \$84 for two seat sofa. Add \$174 for three seat sofa. Add \$73 for tables.
 - (SBR)** Satin Brass. Add \$132 for lounge chair. Add \$204 for two seat sofa. Add \$399 for three seat sofa. Add \$189 for tables.
 - (ACO)** Antique Copper. Add \$132 for lounge chair. Add \$204 for two seat sofa. Add \$399 for three seat sofa. Add \$189 for tables.
- Laminate table tops are offered in the following laminate finishes: Absolute Acajou (ACJ), Asian Night (ASN), Avant Cherry (AWC), Avant Honey (AWH), Black (BLK), Blizzard (BZD), Brushed Cobalt (BRC), Clear Maple (CMB), Custom Grey (CGY), Dark Espresso (DES), Designer White (DWT), Fashionista (FAS), First Class (FCL), Noce Biondo (NBL), Noce Grigio (NGL), Noce Leggero (NEL), Noce Medio (NML), Quartered Mahogany (QTM), Sheer Beauty (SBY), Stonedust (SDT), Storm Grey (SOG), Walnut Heights (WHE), White Chocolate (WHC) and Winter Cherry (WCR). Please specify.
- Table tops are available in high pressure laminate (HPL) at a 20% upcharge. Please specify HPL in addition to finish code.


ADDITIONAL STITCH DETAIL - ILLUSTRATIONS BELOW





Standard detailing - when upholstered in fabric or vinyl




Additional detailing - when upholstered in leather



Additional detailing - when upholstered in genuine leather

| DESCRIPTION | FEATURES | MODEL # | STANDARD TEXTILE GRADES | | | | | | | | | | | |
|---|----------|-------------|-------------------------|---------------------------|----------|----------|------------------------|----------|----------|------------------------|----------|------|------|------|
| | | | 1 | 2 | 3 | 4 | 5 | 6 | 7 | 8 | 9 | 10 | 11 | 12 |
|  <p>3361</p> <p>Lounge Chair COM: 4.5 YD 4.11 M Unit weight: 55 LB 25 KG Carton weight: 62 LB 28.12 KG Carton volume: 16.5 FT³ 0.46 MT³</p> | | 3361 | - | 1711 | 1832 | 1973 | 2202 | 2413 | 2624 | 2809 | 3038 | 3254 | 3547 | 3961 |
| | | | | OVERALL DIMENSIONS | | | SEAT DIMENSIONS | | | BACK DIMENSIONS | | | | |
| | | | | W | D | H | W | D | H | W | H | | | |
| | | | | IN 27.5 | 29 | 28.5 | 19.5 | 19 | 17 | 19 | 12 | | | |
| | | | MM 699 | 737 | 724 | 495 | 483 | 432 | 483 | 305 | | | | |
| | | | RTA 00 | 1 per carton | | | | | | | | | | |
|  <p>3362</p> <p>Two Seat Sofa COM: 6.75 YD 6.17 M Unit weight: 95 LB 43.2 KG Carton weight: 102 LB 46.27 KG Carton volume: 30 FT³ 0.84 MT³</p> | | 3362 | - | 2288 | 2471 | 2680 | 3024 | 3341 | 3659 | 3935 | 4280 | 4604 | 5042 | 5663 |
| | | | | OVERALL DIMENSIONS | | | SEAT DIMENSIONS | | | BACK DIMENSIONS | | | | |
| | | | | W | D | H | W | D | H | W | H | | | |
| | | | | IN 54.5 | 29 | 28.5 | 46.5 | 19 | 17 | 46.5 | 12 | | | |
| | | | MM 1394 | 737 | 724 | 1181 | 483 | 432 | 1181 | 305 | | | | |
| | | | RTA 00 | 1 per carton | | | | | | | | | | |

| DESCRIPTION | FEATURES | MODEL# | STANDARD TEXTILE GRADES | | | | | | | | | | | | | |
|--|----------------------------------|--------------------------------|---------------------------|----------------------------|------------------------|------------------------|------------------------|------------------------|------------------------|------|------|------|------|------|--|--|
| | | | 1 | 2 | 3 | 4 | 5 | 6 | 7 | 8 | 9 | 10 | 11 | 12 | | |
|  <p>3363</p> <p>Three Seat Sofa COM: 9 YD 8.23 M Unit weight: 125 LB 56.8 KG Carton weight: 135 LB 61.23 KG Carton volume: 42.5 FT³ 1.2 MT³</p> | | 3363 | - | 2863 | 3107 | 3385 | 3845 | 4267 | 4691 | 5059 | 5519 | 5951 | 6535 | 7363 | | |
| | OVERALL DIMENSIONS | | | SEAT DIMENSIONS | | | BACK DIMENSIONS | | | | | | | | | |
| | W D H | | | W D H | | | W H | | | | | | | | | |
| | IN 78 29 28.5 MM 1981 737 724 | | | 70.5 19 17 1791 483 432 | | | 70.5 12 1791 305 | | | | | | | | | |
| | | RTA 00 | 1 per carton | | | | | | | | | | | | | |
| List price | | | | | | | | | | | | | | | | |
| | | 3366 | 661 | | | | | | | | | | | | | |
| | | Laminate top | | | | | | | | | | | | | | |
| | | OVERALL DIMENSIONS | | | SEAT DIMENSIONS | | | BACK DIMENSIONS | | | | | | | | |
| | | W D H | | | W D H | | | W H | | | | | | | | |
| | | IN 24 24 17 MM 610 610 432 | | | - - - - - - | | | - - | | | | | | | | |
| | | RTA 00 | 1 per carton | | | | | | | | | | | | | |
|  <p>End Table COM: N/A Unit weight: 24 LB 10.9 KG Carton weight: 36 LB 16.33 KG Carton volume: 11.5 FT³ 0.32 MT³</p> | | 3366 | 661 | | | | | | | | | | | | | |
| | | Laminate top | | | | | | | | | | | | | | |
| | | | OVERALL DIMENSIONS | | | SEAT DIMENSIONS | | | BACK DIMENSIONS | | | | | | | |
| | | | W D H | | | W D H | | | W H | | | | | | | |
| | | IN 24 24 17 MM 610 610 432 | | | - - - - - - | | | - - | | | | | | | | |
| | | RTA 00 | 1 per carton | | | | | | | | | | | | | |
|  <p>Rectangular Coffee Table COM: N/A Unit weight: 39 LB 17.7 KG Carton weight: 52 LB 23.59 KG Carton volume: 16 FT³ 0.45 MT³</p> | | 3367 | 886 | | | | | | | | | | | | | |
| | | Laminate top | | | | | | | | | | | | | | |
| | | | OVERALL DIMENSIONS | | | SEAT DIMENSIONS | | | BACK DIMENSIONS | | | | | | | |
| | | | W D H | | | W D H | | | W H | | | | | | | |
| | | IN 48 20 15 MM 1219 508 381 | | | - - - - - - | | | - - | | | | | | | | |
| | | RTA 00 | 1 per carton | | | | | | | | | | | | | |
|  <p>Square End Table COM: N/A Unit weight: 50 LB 22.7 KG Carton weight: 66 LB 29.94 KG Carton volume: 22 FT³ 0.62 MT³</p> | | 3368 | 1214 | | | | | | | | | | | | | |
| | | Laminate top | | | | | | | | | | | | | | |
| | | | OVERALL DIMENSIONS | | | SEAT DIMENSIONS | | | BACK DIMENSIONS | | | | | | | |
| | | | W D H | | | W D H | | | W H | | | | | | | |
| | | IN 36 36 15 MM 914 914 381 | | | - - - - - - | | | - - | | | | | | | | |
| | | RTA 00 | 1 per carton | | | | | | | | | | | | | |
|  <p>Round End Table COM: N/A Unit weight: 30 LB 13.6 KG Carton weight: 35 LB 15.88 KG Carton volume: 11.5 FT³ 0.32 MT³</p> | | 3870 | 721 | | | | | | | | | | | | | |
| | | Laminate top | | | | | | | | | | | | | | |
| | | | OVERALL DIMENSIONS | | | SEAT DIMENSIONS | | | BACK DIMENSIONS | | | | | | | |
| | | | W D H | | | W D H | | | W H | | | | | | | |
| | | IN 24 24 17 MM 610 610 432 | | | - - - - - - | | | - - | | | | | | | | |
| | | RTA 00 | 1 per carton | | | | | | | | | | | | | |
|  <p>Round Coffee Table COM: N/A Unit weight: 50 LB 22.7 KG Carton weight: 57 LB 25.85 KG Carton volume: 22 FT³ 0.62 MT³</p> | | 3871 | 1115 | | | | | | | | | | | | | |
| | | Laminate top | | | | | | | | | | | | | | |
| | | | OVERALL DIMENSIONS | | | SEAT DIMENSIONS | | | BACK DIMENSIONS | | | | | | | |
| | | | W D H | | | W D H | | | W H | | | | | | | |
| | | IN 36 36 15 MM 914 914 381 | | | - - - - - - | | | - - | | | | | | | | |
| | | RTA 00 | 1 per carton | | | | | | | | | | | | | |

WIND LINEAR



models 3363R and 3363L with 3882 bridge table, 3360 table attaching bracket kit and two 3880 coffee tables

STANDARD FEATURES

- Wind Linear is an extension of the Wind lounge series with an emphasis on expansive, clean lines.
- Wind Linear tables complement the modern decor of many offices.
- This modular furniture series includes single arm and armless sofas, benches, bridges and tables.
- Seating and freestanding tables, can be used as stand-alone products. Seating units can be linked together using bridge tables to create infinite configurations. Note: An upholstered seat unit cannot be linked with another upholstered seat unit.
- Chair and table legs are standard in Chrome.
- Standard glide is Black plastic.
- Wind Linear table models offered in laminate finishes to coordinate with Global casegoods and wood seating. These tables are not offered in high pressure laminates.
- Table 'bridges' can mount outside or in-between seats to accommodate various work and collaborative settings. Requires table attaching bracket kit 3360.
- Please note bridge end table (model 3882) is only to be used with chairs and/or sofa models. Not usable with bench or ottoman models.
- Please note bridge table (model 3884) is only to be used with ottoman model 3361B and/or bench model 3363B.
- Upholstery options: fabric, vinyl or leather. Vinyl and leather models may feature stitch detail across the seat and/or back cushions, if applicable.

OPTIONAL FEATURES

- There are no caster options for this series.
- For hard surface floors, please specify opaque non-marking glides **(NM)**. No upcharge.
- Tables are available in the following low pressure laminate finishes: Absolute Acajou (ACJ), Asian Night (ASN), Avant Cherry (AWC), Avant Honey (AWH), Black (BLK), Blizzard (BZD), Brushed Cobalt (BRC), Clear Maple (CMB), Custom Grey (CGY), Dark Espresso (DES), Designer White (DWT), Fashionista (FAS), First Class (FCL), Noce Biondo (NBL), Noce Grigio (NGL), Noce Leggero (NEL), Noce Medio (NML), Quartered Mahogany (QTM), Sheer Beauty (SBY), Stonedust (SDT), Storm Grey (SOG), Walnut Heights (WHE), White Chocolate (WHC) and Winter Cherry (WCR). Please specify.
- For leg frame finish options, please see page 374. Upcharges apply for plated finishes:
 - (CHM)** Chrome. No upcharge (except on bridge corner table model 3881 - add \$61)
 - (BCH)** Brushed Chrome. Add \$130 for single seaters. Add \$200 for three seat sofas. Add \$107 for ottoman. Add \$193 for bench. Add \$73 for tables.
 - (SBR)** Satin Brass. Add \$275 for single seater. Add \$449 for three seat sofa. Add \$228 for ottoman. Add \$441 for bench. Add \$189 for tables.
 - (ACO)** Antique Copper. Add \$275 for single seater. Add \$449 for three seat sofa. Add \$228 for ottoman. Add \$441 for bench. Add \$189 for tables.

DESCRIPTION FEATURES MODEL # STANDARD TEXTILE GRADES

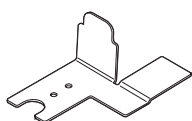


Table Bracket Kit
COM: N/A
Unit weight: 1 LB | 0.5 KG
Carton weight: 1.5 LB | 0.68 KG
Carton volume: 0.5 FT³ | 0.01 MT³

Kit includes 4 brackets and hardware. Use with models 3881L, 3881R, 3882 and 3884.

1 kit per carton.

| List price | |
|-------------|-----|
| 3360 | 125 |

| | OVERALL DIMENSIONS | | | SEAT DIMENSIONS | | | BACK DIMENSIONS | |
|----|--------------------|-----|----|-----------------|---|---|-----------------|---|
| | W | D | H | W | D | H | W | H |
| IN | 5 | 7.5 | 3 | - | - | - | - | - |
| MM | 127 | 191 | 76 | - | - | - | - | - |

RTA 00 courier

| | 1 | 2 | 3 | 4 | 5 | 6 | 7 | 8 | 9 | 10 | 11 | 12 |
|-----------------------|---|------|------|------|------|------|------|------|------|------|------|------|
| 3361L 3361R | - | 1866 | 1995 | 2142 | 2384 | 2607 | 2831 | 3025 | 3268 | 3496 | 3804 | 4241 |


| | OVERALL DIMENSIONS | | | SEAT DIMENSIONS | | | BACK DIMENSIONS | |
|----|--------------------|-----|------|-----------------|-----|-----|-----------------|-----|
| | W | D | H | W | D | H | W | H |
| IN | 39.5 | 29 | 28.5 | 36 | 19 | 17 | 36 | 12 |
| MM | 1003 | 737 | 724 | 914 | 483 | 432 | 914 | 305 |

RTA 00 1 per carton

| | 1 | 2 | 3 | 4 | 5 | 6 | 7 | 8 | 9 | 10 | 11 | 12 |
|---------------|---|------|------|------|------|------|------|------|------|------|------|------|
| 3361NA | - | 1673 | 1761 | 1862 | 2028 | 2180 | 2333 | 2466 | 2632 | 2788 | 2999 | 3298 |

| | OVERALL DIMENSIONS | | | SEAT DIMENSIONS | | | BACK DIMENSIONS | |
|----|--------------------|-----|------|-----------------|-----|-----|-----------------|-----|
| | W | D | H | W | D | H | W | H |
| IN | 36.5 | 29 | 28.5 | 36.5 | 19 | 17 | 36.5 | 12 |
| MM | 927 | 737 | 724 | 927 | 483 | 432 | 927 | 305 |

RTA 00 1 per carton



3361R

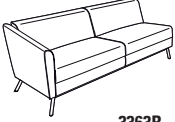
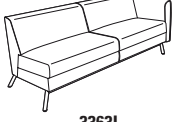


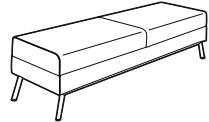








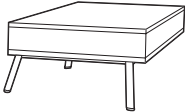





3361L



Single Seater - w/Left or Right Arm
COM: 4.75 YD | 4.34 M
Unit weight: 62 LB | 28.2 KG
Carton weight: 72 LB | 32.66 KG
Carton volume: 28.5 FT³ | 0.8 MT³



Single Seater - Armless
COM: 3.25 YD | 2.97 M
Unit weight: 48 LB | 21.8 KG
Carton weight: 58 LB | 26.31 KG
Carton volume: 28.5 FT³ | 0.8 MT³

| DESCRIPTION | FEATURES | MODEL# | STANDARD TEXTILE GRADES | | | | | | | | | | | |
|---|--|--|-------------------------|------|------|------|------|------|------|------|------|------|------|------|
| | | | 1 | 2 | 3 | 4 | 5 | 6 | 7 | 8 | 9 | 10 | 11 | 12 |
|  <p>3363R</p> <p>Three Seat Sofa - w/Left or Right Arm COM: 7.75 YD 7.09 M Unit weight: 105 LB 47.7 KG Carton weight: 120 LB 54.43 KG Carton volume: 41 FT³ 1.16 MT³</p> |  <p>3363L</p> | <p>3363L 3363R</p> | - | 2672 | 2882 | 3122 | 3517 | 3881 | 4246 | 4563 | 4959 | 5331 | 5834 | 6547 |
| | | <p>OVERALL DIMENSIONS W D H</p> <p>IN 75 29 28.5 MM 1905 737 724</p> <p>SEAT DIMENSIONS W D H</p> <p>IN 71 19 17 MM 1803 483 432</p> <p>BACK DIMENSIONS W H</p> <p>IN 71 12 MM 1803 305</p> <p>RTA 00 1 per carton</p> | | | | | | | | | | | | |
|  <p>3363NA</p> <p>Three Seat Sofa - Armless COM: 6.5 YD 5.94 M Unit weight: 96 LB 43.6 KG Carton weight: 111 LB 50.35 KG Carton volume: 39.25 FT³ 1.11 MT³</p> | | <p>3363NA</p> | - | 2479 | 2655 | 2856 | 3188 | 3493 | 3799 | 4065 | 4397 | 4709 | 5131 | 5729 |
| | <p>OVERALL DIMENSIONS W D H</p> <p>IN 72 29 28.5 MM 1829 737 724</p> <p>SEAT DIMENSIONS W D H</p> <p>IN 72 19 17 MM 1829 483 432</p> <p>BACK DIMENSIONS W H</p> <p>IN 72 12 MM 1829 305</p> <p>RTA 00 1 per carton</p> | | | | | | | | | | | | | |
|  <p>3361B</p> <p>Ottoman COM: 1.75 YD 1.6 M Unit weight: 38 LB 17.3 KG Carton weight: 50 LB 22.68 KG Carton volume: 12.5 FT³ 0.35 MT³</p> | | <p>3361B</p> | - | 1290 | 1337 | 1392 | 1481 | 1563 | 1645 | 1717 | 1806 | 1890 | 2004 | 2165 |
| | <p>OVERALL DIMENSIONS W D H</p> <p>IN 35.5 20.5 17.5 MM 902 521 445</p> <p>SEAT DIMENSIONS W D H</p> <p>IN - - - MM - - -</p> <p>BACK DIMENSIONS W H</p> <p>IN - - MM - -</p> <p>RTA 00 1 per carton</p> | | | | | | | | | | | | | |
|  <p>3363B</p> <p>Bench COM: 3.5 YD 3.2 M Unit weight: 70 LB 31.8 KG Carton weight: 80 LB 36.29 KG Carton volume: 18.75 FT³ 0.53 MT³</p> | | <p>3363B</p> | - | 1943 | 2038 | 2146 | 2325 | 2489 | 2654 | 2797 | 2976 | 3144 | 3371 | 3693 |
| | <p>OVERALL DIMENSIONS W D H</p> <p>IN 72 20.5 17.5 MM 1829 521 445</p> <p>SEAT DIMENSIONS W D H</p> <p>IN - - 17.5 MM - - 445</p> <p>BACK DIMENSIONS W H</p> <p>IN - - MM - -</p> <p>RTA 00 1 per carton</p> | | | | | | | | | | | | | |
|  <p>3878</p> <p>Side Table - Rectangular COM: N/A Unit weight: 30 LB 13.6 KG Carton weight: 38 LB 17.24 KG Carton volume: 11.5 FT³ 0.32 MT³</p> | <p>Freestanding.</p> | <p>3878</p> | List price | | | | | | | | | | | |
| | | <p>OVERALL DIMENSIONS W D H</p> <p>IN 20 25 16 MM 508 635 406</p> <p>SEAT DIMENSIONS W D H</p> <p>IN - - - MM - - -</p> <p>BACK DIMENSIONS W H</p> <p>IN - - MM - -</p> <p>RTA 00  1 per carton</p> | | | | | | | | | | | | |

| DESCRIPTION | FEATURES | MODEL# | STANDARD TEXTILE GRADES | | | | | | |
|--|---|--------------------|---|--------------|-----------------|---|---|-----------------|---|
|  <p>Side Table - 25" Square COM: N/A Unit weight: 32 LB 14.5 KG Carton weight: 40 LB 18.14 KG Carton volume: 11.5 FT³ 0.32 MT³</p> | Freestanding. | List price | | | | | | | |
| | | 3879 | 1241 | | | | | | |
| | | OVERALL DIMENSIONS | | | SEAT DIMENSIONS | | | BACK DIMENSIONS | |
| | | W | D | H | W | D | H | W | H |
| IN 25 | 25 | 16 | - | - | - | - | - | | |
| MM 635 | 635 | 406 | - | - | - | - | - | | |
| | | RTA 00 |  | 1 per carton | | | | | |
|  <p>Coffee Table - 54" COM: N/A Unit weight: 39 LB 17.7 KG Carton weight: 52 LB 23.59 KG Carton volume: 16 FT³ 0.45 MT³</p> | Freestanding. | List price | | | | | | | |
| | | 3880 | 1393 | | | | | | |
| | | OVERALL DIMENSIONS | | | SEAT DIMENSIONS | | | BACK DIMENSIONS | |
| | | W | D | H | W | D | H | W | H |
| IN 54 | 20 | 15 | - | - | - | - | - | | |
| MM 1372 | 508 | 381 | - | - | - | - | - | | |
| | | RTA 00 | 1 per carton | | | | | | |
|  <p>3881R</p>  <p>3881L</p> <p>Bridge Corner Table COM: N/A Unit weight: 25 LB 11.4 KG Carton weight: 33 LB 14.97 KG Carton volume: 11.5 FT³ 0.32 MT³</p> | Requires bracket kit (3360). Chrome (CHM) leg frame finish - add \$61. | List price | | | | | | | |
| | | 3881L | 1502 | | | | | | |
| | | OVERALL DIMENSIONS | | | SEAT DIMENSIONS | | | BACK DIMENSIONS | |
| | | W | D | H | W | D | H | W | H |
| IN 25 | 25 | 12 | - | - | - | - | - | | |
| MM 635 | 635 | 305 | - | - | - | - | - | | |
| | | RTA 00 |  | 1 per carton | | | | | |
|  <p>Bridge End Table COM: N/A Unit weight: 20 LB 9.1 KG Carton weight: 25 LB 11.34 KG Carton volume: 3.4 FT³ 0.09 MT³</p> | Requires bracket kit (3360). To be used with chair and sofa models. Not usable with bench or ottoman models. | List price | | | | | | | |
| | | 3882 | 789 | | | | | | |
| | | OVERALL DIMENSIONS | | | SEAT DIMENSIONS | | | BACK DIMENSIONS | |
| | | W | D | H | W | D | H | W | H |
| IN 20 | 25 | 5 | - | - | - | - | - | | |
| MM 508 | 635 | 127 | - | - | - | - | - | | |
| | | RTA 00 |  | 1 per carton | | | | | |
|  <p>Low Side Table COM: N/A Unit weight: 26 LB 11.8 KG Carton weight: 32 LB 14.51 KG Carton volume: 11.5 FT³ 0.32 MT³</p> | Freestanding. | List price | | | | | | | |
| | | 3883 | 1098 | | | | | | |
| | | OVERALL DIMENSIONS | | | SEAT DIMENSIONS | | | BACK DIMENSIONS | |
| | | W | D | H | W | D | H | W | H |
| IN 20 | 25 | 12 | - | - | - | - | - | | |
| MM 508 | 635 | 305 | - | - | - | - | - | | |
| | | RTA 00 |  | 1 per carton | | | | | |

| DESCRIPTION | FEATURES | MODEL# | STANDARD TEXTILE GRADES | | | | | | | | | | | | |
|--|---|---------------------------|-------------------------|----------|------------------------|----------|----------|------------------------|----------|---|---|----|----|----|--|
| | | List price | | | | | | | | | | | | | |
| | | 3884 | 710 | | | | | | | | | | | | |
|  <p>Bridge Table - 20" Square COM: N/A Unit weight: 18 LB 8.2 KG Carton weight: 23 LB 10.43 KG Carton volume: 3.4 FT³ 0.09 MT³</p> | Requires bracket kit (3360). To be used with bench and ottoman models. Not usable with chair or sofa models | OVERALL DIMENSIONS | | | SEAT DIMENSIONS | | | BACK DIMENSIONS | | | | | | | |
| | | W | D | H | W | D | H | W | H | | | | | | |
| | | IN 20 | 20 | 5 | - | - | - | - | - | | | | | | |
| | | MM 508 | 508 | 127 | - | - | - | - | - | | | | | | |
| | | RTA 00 | 1 per carton | | | | | | | | | | | | |
| | | 3885 | 1 | 2 | 3 | 4 | 5 | 6 | 7 | 8 | 9 | 10 | 11 | 12 | |
|  <p>Bolster Cushion COM: 1 YD 0.91 M Unit weight: 1 LB 0.5 KG Carton weight: 1.5 LB 0.68 KG Carton volume: 1.3 FT³ 0.03 MT³</p> | 1 loose cushion. | OVERALL DIMENSIONS | | | SEAT DIMENSIONS | | | BACK DIMENSIONS | | | | | | | |
| | | W | D | H | W | D | H | W | H | | | | | | |
| | | IN 16 | 5 | 7 | - | - | - | - | - | | | | | | |
| | | MM 406 | 127 | 178 | - | - | - | - | - | | | | | | |
| | | RTA 00 | 1 per carton | | | | | | | | | | | | |
| | | | courier | | | | | | | | | | | | |