

Seating

Pricing effective January 1, 2023 - Canada

Revised September 16, 2024



PRICE LIST seating



think global

THE GLOBAL EDGE

ERGONOMICS IN THE OFFICE

- Full range of ergonomically designed workplace, healthcare and office furniture with competitive pricing and built-in value.

STRENGTH AND STABILITY

- Established in 1966.
- One of North America's largest office furniture manufacturers.
- Manufacturing and showrooms worldwide.

QUICK SHIP PROGRAM

- Global's Quick Ship program offers the most comprehensive product offering across Canada.
- While we offer many additional products in a wide array of styles and colors, many items will be available to ship to you in as little as ten days.

STRONG LOCAL REPRESENTATION

- Service and expert advice where you are, when you need it!

MANUFACTURING CAPABILITY

- Vertical integration ensures "start to finish" control.
- Ongoing research and investment in new, innovative production technology.

QUALITY ASSURANCE

- The quality program is registered to ISO 9001.
- On-site furniture testing facility.
- Products and components are tested to meet or exceed ANSI/BIFMA standards.
- Products backed by Global's Limited Lifetime Warranty.

ENVIRONMENTAL COMMITMENT

- Continuous development of "earth friendly" programs.
- One of the first molded foam manufacturers to create ozone-friendly, CFC and HFC-free processes.
- Many seat and back pans are made from recyclable plastics and wood waste, enabling little waste and cost effective products.

SYMBOL IDENTIFICATION

Each seating product with an RTA code identifies the assembly requirements.

RTA 00 FULLY ASSEMBLED

RTA 1 SIMPLE ASSEMBLY (no tools required)

- Parts to install:
- casters
 - base
 - pneumatic cylinder/cover can

RTA 2 MODEST ASSEMBLY (tools supplied, if necessary)

- Parts to install:
- casters
 - base
 - pneumatic cylinder/cover can
 - back

RTA 4 MODERATE ASSEMBLY (tools supplied)

- Parts to install:
- casters
 - base
 - pneumatic cylinder/cover can
 - back
 - armrest

RTA 8 FULL ASSEMBLY (tools supplied)

- Parts to install:
- casters
 - base
 - pneumatic cylinder/cover can
 - back
 - armrest
 - mechanism



All products with this designation are suitable for courier shipment throughout Canada.

TABLE OF CONTENTS

A

Academic Task	363
Accord (Global Accord).....	33
Arm selections	354
Arturo	20
Aspen	21
Auburn.....	22
Aurora.....	23

B

Bakhita	114
Ballara	225
Beach.....	117
Beam Seating.....	118
Braden	236

C

Calidon	240
Camino	241
Caprice	126
Caster selections.....	357
Chap	128
Citi	246
Citi Square.....	250
Comet	130
Concorde	24
Concorde Executive 24HR	340

D

Diplomat.....	132
Drift	259
Duet.....	133
Duet Beam.....	123

E

Echo.....	25
Enterprise.....	26
Erin	149

F

Factor.....	28
File Buddy.....	150
Flap.....	151

G

G1 Ergo Select.....	30
G1 Ergo Select TS	341
G20.....	32
Global Accord.....	33
Granada.....	37
Granada TS.....	336
Granada Deluxe.....	39
Granada Deluxe TS	336
Granada with Schukra Lumbar.....	43
Graphic.....	44

I

Industrial	365
Islands	153

J

Jeo.....	270
----------	-----

K

Kate	273
Key.....	154

L

Layne.....	155
Lite.....	157
Locust.....	161
Loover.....	46
Luray.....	50
Lux.....	274

M

Malaga	53
Malaga TS.....	337
Marche	162
Mayne	164
ML	276
ML Park	278
Moda	165

N

Noetic.....	54
Novello.....	58

O

ObusForme	61
ObusForme Comfort	62
ObusForme Comfort TS.....	338
ObusForme Comfort XL	343

P

Popcorn.....	168
Popcorn Beam	125
Prairie	279
Prefer.....	65

R

Rebound	173
River	280
River+	294
Robust	348
Roma	67
Roma Nester	177

S

Sas.....	179
Saxon.....	349
Score	71
Sidero	181
Sidero Beam	125
Sirena	317
Solar.....	73
Solo	75
Sonic.....	185
Sonic Beam	122
Sora	77
Spritz Task	83
Spritz Multi-Purpose & Nesting.....	200
Spyker.....	204
Stream.....	79, 205
Supra	85
Supra-X.....	87
Synopsis	90

T

Traditional	93
Tritek Ergo Select	95
Triumph.....	97
Truform	98
Truform TS.....	338
Twilight.....	213
Tye	101

V

Venture.....	320
Vion	103
Vion Beam	121
Vion TS	350
Vitrola.....	323

W

Wind Seating	325
Wind Tables	327
Wind Linear Seating	329
Wind Linear Tables	333

Y

Yorkdale.....	110
Yorkdale TS	339

Z

Zoma.....	223
-----------	-----

REFERENCES / PROGRAMS

How to order seating	4
Seating by category type	5
Ergonomic features and benefits.....	15
Mechanism adjustments.....	16
Arm selections	354
Caster selections.....	357
Glide selections - Duet and Popcorn	358
Base selections	359
Cylinder selections.....	361
Industrial caster selections.....	375
COM/GPM authorization form	380
Specialty seating.....	362
Textiles and Finishes	376
Metal leg, frame + base finish chart.....	379
Terms and Conditions.....	381
Limited Lifetime Warranty	384
Index.....	385

HOW TO ORDER SEATING



2676-2

MODEL NUMBER

+



TC74

FABRIC CODE

+



AMF

ALUMINUM BASE + MEMORY FOAM

+



CX

CASTERS

+



VU19

MESH CODE

+



4L

CYLINDER

FABRIC CHAIR EXAMPLE

If there are any options for the chair they would be inserted between the model number and frame finish. For example (see above):

2676-2 TC74 AMF CX VU19 4L

This would be the Global Accord Mesh HB Knee-Tilter **2676-2**. The seat is upholstered in Terrace, Echo (**TC74**) with a mesh back in Vue, Coal Black (**VU19**). The chair has fixed arms, optional aluminum base + memory foam seat (**AMF**), dual wheel carpet casters (**CX**) and a 4" cylinder, low rise (**4L**).

CHAIR SAFETY TIPS













Common sense guidelines to ensure that your Global chair will provide many years of comfort and service in a safe and productive environment:

- Always read and follow assembly instructions. Make sure that all the pieces of your Global chair are installed in the proper order to ensure structural integrity.
- Ensure that chair casters are fully inserted into the base of the unit.
- Inspect your chair for loose or worn parts at least once a year.
- Always keep the base of your chair completely on the floor.
- Most Global chairs are equipped with casters for use on carpeted surfaces. Other flooring surfaces may require different casters.
- Speak to your Global sales representative or refer to the Arm, Caster and Base section (page 352) of this price book for appropriate custom selections.
- Many Global office chairs are equipped with tilt tension controls on the seating mechanism. The tension control compensates for different body weights and postures. Always ensure that the control is properly adjusted for a smooth and controlled tilt motion. Your Global sales representative can demonstrate the proper use of all the adjustments on your office chair.
- Do not stand on your Global chair or sit on the arms of your chair.
- Do not put electrical appliances on chairs. Even fire retardant fabrics can be damaged when exposed to direct heat or flame.
- Choose the right chair for your work environment. Global offers a full line of intensive use, multi-shift and specialized chairs for environments with demanding health or safety requirements. Your Global sales representative is trained to help you make the right choice for your workplace.



WORK / TASK SEATING

Task





	Aspen.....21		Luray.....50		Spritz.....83
	Aurora.....23		Noetic.....54		Spritz Multi-Purpose.....200
	Echo.....25		Novello.....58		Stream.....79
	Enterprise.....26		ObusForme.....61		Supra-X.....87
	Factor.....28		ObusForme Comfort.....62		Synopsis.....90
	G1 Ergo Select.....30		Prefer.....65		Tritek Ergo Select.....95
	G20.....32		Robust.....348		Triumph.....97
	Granada.....37		Roma.....67		Truform.....98
	Granada Deluxe.....39		Score.....71		Tye.....101
	Granada with Schukra Lumbar.....43		Solar.....73		Vion.....103
	Graphic.....44		Sonic.....185		Yorkdale.....110
	Loover.....46		Sora.....77		

SEATING BY CATEGORY TYPE

Conference / Management

	Accord (Global Accord).....33
	Arturo.....20
	Aurora.....23
	Enterprise.....26
	Global Accord.....33
	Graphic.....44
	Kate.....273



	Luray.....50
	Novello.....58
	ObusForme Comfort.....62
	Prefer.....65
	Roma.....67
	Solar.....73
	Solo.....75

	Supra.....85
	Synopsis.....90
	Traditional.....93
	Tye.....101

Executive

	Accord (Global Accord).....33
	Arturo.....20
	Auburn.....22
	Concorde.....24

	Global Accord.....33
	Luray.....50
	ObusForme Comfort.....62
	Robust.....348

	Traditional.....93
	Triumph.....97

Height Adjustable Stools



Factor28



File Buddy.....150



Global Accord.....33



Granada.....37



Granada Deluxe39



Graphic.....45



Loover.....46



Noetic.....56



Novello.....60



Prefer.....65



Roma.....67



Solar.....73



Spritz202



Stream.....79



Supra-X87



Tritek Ergo Select.....95



Truform98



Vion106

SEATING BY CATEGORY TYPE



MULTI-PURPOSE SEATING

Stacking



Bakhita.....114



Key.....154



Rebound.....173



Spyker.....204



Comet.....130



Locust.....161



Sas.....179



Stream.....205



Duet.....133



Moda.....166



Sidero.....181



Zoma.....223



Flap.....151



Popcorn.....168



Sonic.....185

Guest (Metal)



Aurora.....23



Kate.....273



Rebound.....173



Synopsis.....90



Caprice.....126



Key.....154



Sas.....179



Twilight.....213



Comet.....130



Lite.....157



Sidero.....181



Tye.....101



Diplomat.....132



Locust.....161



Solo.....75



Vion.....217



Enterprise.....26



Marche.....162



Sonic.....185



Erin.....149



Moda.....165



Stream.....205



Granada Deluxe.....39



ObusForme Comfort....62



Supra.....85

Guest (Wood)



Beach117



Chap128



Erin149



Islands153



Layne155



Mayne164



Traditional93



Twilight213

Horizontal Nesting



Roma Nester177



Spritz201

Tandem / Beam / Pedestal



Beam Seating118



Duet Beam123



Duet (pedestal)143



Global Accord (pedestal)34



Luray (pedestal)51



Novello (pedestal)58



Popcorn Beam125



Sidero Beam125



Sonic Beam122



Sonic (pedestal)197



Spritz (pedestal)201



Stream (pedestal)79



Synopsis (pedestal)91


















Vion Beam121



Vion (pedestal)104




















SEATING BY CATEGORY TYPE

Stools

	Bakhita.....115		Marche.....162		Sidero.....181
	Caprice.....126		ML.....276		Sonic.....185
	Diplomat.....132		Popcorn.....168		Stream.....205
	Duet.....133		Rebound.....173		Twilight.....213
	File Buddy.....150		Sas.....179		Vion.....217



LOUNGE SEATING

	Ballara.....225		Jeo.....270		River+.....294
	Braden.....236		Kate.....273		Sirena.....317
	Calidon.....240		Lux.....274		Venture.....320
	Camino.....241		ML.....276		Vitrola.....323
	Citi.....246		ML Park.....278		Wind/Wind Linear.....325
	Citi Square.....250		Prairie.....279		
	Drift.....259		River.....280		



HEAVY DUTY / 24HR SEATING



Concorde Executive 24HR.....340



G1 Ergo Select TS.....341



Granada TS336



Granada Deluxe TS.....336



Malaga TS.....337



ObusForme Comfort TS.....338



ObusForme Comfort XL.....343



Robust.....348



Saxon349



Truform TS.....338



Vion TS.....350



Yorkdale TS.....339



SPECIALTY SEATING



Academic Task.....363



Industrial - 50.....366



Industrial Anti-Microbial - 62371



Industrial Wipe Down - 64.....372



















Sidero (children's model)183

SEATING BY CATEGORY TYPE



EDUCATION















Classroom Seating

	Academic Task363		Moda166		Spritz200
	Duet133		Popcorn168		Stream205
	Flap151		Rebound173		Supra-X87
	Graphic44		Roma Nester177		Vion103
	Noetic54		Sidero181		
	Novello58		Sonic185		

Work + Task Seating

	Factor28		ObusForme Comfort62		Stream79
	Granada Deluxe39		Prefer65		Supra-X87
	Graphic44		Roma67		Tritek Ergo Select95
	Loover46		Solar73		Truform98
	Novello58		Spritz83		Vion103

Guest Seating

	Beach117		Flap151		Sidero181
	Caprice126		Islands153		Sonic185
	Chap128		Moda165		Vion103
	Duet133		Rebound173		Zoma223
	Erin149		Roma177		

Lecture Hall Seating



Beam Seating.....118



Popcorn Beam.....125



Sonic Beam.....122



Duet Beam.....123



Sidero Beam.....125



Vion Beam.....121

Lab Seating + Stools



Caprice.....126



Novello.....60



Spritz.....202



Duet.....133



Rebound.....173



Stream.....205



Graphic.....45



Sidero.....181



Supra-X.....87



Noetic.....56



Sonic.....185



Vion.....106

Cafeteria Seating



Bakhita.....114



Popcorn.....168



Spyker.....204



Duet.....133



Rebound.....173



Stream.....205



Flap.....151



Sonic.....185

Lounge Seating



Ballara.....225



Drift.....259



Sirena.....317



Camino.....241



ML Park.....278



Venture.....320



Citi.....246



River.....280



Wind/Wind Linear.....325



Citi Square.....250



River+.....294

SEATING BY CATEGORY TYPE

Stacking + Nesting Chairs



Bakhita 114



Duet 133



Flap 151



Moda 166



Popcorn 168



Rebound 173



Roma 177



Sidero 181



Sonic 185



Spritz 201



Spyker 204



Stream 205



Zoma 223

EACH GLOBAL CHAIR IS BUILT WITH FEATURES THAT ARE ERGONOMICALLY DESIGNED TO PROMOTE GOOD POSTURE AND PROVIDE MAXIMUM COMFORT. WHILE FULLY SUPPORTING YOUR BODY, THESE FEATURES SHOULD ALSO ALLOW YOU TO ADJUST YOUR CHAIR TO FIT YOU.



A TENSION ADJUSTMENT

Increase or decrease to match body weight. Allows you to rock comfortably, without heavy pushing, reducing muscle fatigue.



B CHAIR TILT LOCK

Lock the tilt movement in position(s) to accommodate your working posture. Allows you to lock your chair in a comfortable and supportive position. (Can be either single position, multiple position or infinite position.)



C SEAT HEIGHT

Raise or lower to allow your feet to rest flat on the floor. Avoids pressure under your thighs, easing blood flow.



D BACK/LUMBAR HEIGHT ADJUSTMENT

Raise or lower to position lumbar support in your lumbar area. Reduces likelihood of back pain.



E SEAT DEPTH

Change the depth of the seat to accommodate the length of your thighs. Keeps your back in contact with the backrest while avoiding pressure behind your knees. Can be sliding (MD) or manual.



F SEAT ANGLE ADJUSTMENT

Allows chair to tilt forward changing the angle of your thighs in relation to the floor. Helps reduce disc pressure during forward leaning tasks.



G BACK ANGLE ADJUSTMENT

Adjust to change the angle of your torso in relation to your thighs. Helps reduce disc pressure and relaxes your back muscles.



H ARM HEIGHT

Raise or lower to support your forearms. Reduces muscular effort in neck and shoulders, minimizing risk of pain.



J KNEE-TILT MOVEMENT

Chair tilt pivot point is toward the front of the seat. Stability is maintained as the user reclines, keeping their feet on the floor and maintaining the same torso to thigh angle.



L SYNCHRO-TILT MOVEMENT

The seat pivots at the center point, while the backrest reclines at a faster rate than the seat, increasing the angle between the user's torso and thighs. Enhances comfort and encourages dynamic body movement.



M WATERFALL SEAT EDGE

Reduces pressure at the back of your knees, contributing to good blood flow.



N CONTOURED CUSHION

Supports the body effectively, allowing you to sit longer without discomfort.



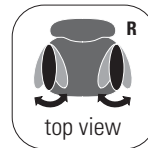
P VIBRATING SEAT & BACK

Soothing effect contributes to your relaxation during work breaks.



Q WIDTH ADJUSTABLE ARMS

Allows outward movement of armrests to match shoulder breadth. Ensures armrests properly support forearms, reducing muscular efforts in neck and shoulders.



R ARM ROTATION

Rotate armcaps to support your forearms in various positions. Reduces muscular effort in neck and shoulders minimizing risk of pain.



S CENTER TILT

Chair tilts at the center point of the seat allowing you to recline while maintaining the same torso to thigh angle. When your feet are well supported, blood flow is enhanced.



U SOFT DESCENT PNEUMATIC LIFT

Gently and gradually lowering the seat helps you easily select proper seat height without causing a jerking motion.




V LUMBAR DEPTH ADJUSTMENT

Increase or decrease curvature of the back to match the profile of your lower back. Enhances comfort and support in the lower lumbar area.

MAXIMIZING YOUR ERGONOMIC SEATING

- Always select a chair that is designed for the type of work you perform and make certain the chair is comfortable for the length of time spent using it.
- Ensure that the seat and back cushions are contoured to fit your body, which will help eliminate pressure points.
- An ergonomically designed chair should allow changing positions easily.
- As you work, reposition yourself throughout the day to reduce strain and stress on specific muscle groups. If you change job functions, adjust your chair to fit the new task.
- Proper ergonomic seating should help eliminate many of the work related injuries that result from poor posture and poorly designed chairs.


TASK



ADJUSTMENTS

- (2) Pneumatic seat height
- (8) Manual seat depth
- Back/lumbar height **
- Swivel

POSTURE TASK



ADJUSTMENTS

- (2) Pneumatic seat height
- (3) Back angle
- (6) Back/lumbar height **
- Seat depth *
- Swivel


TILTER



ADJUSTMENTS

- (1) Tilt tension
- (2) Pneumatic seat height
- (9) Multiple position tilt lock *
- Center tilt action
- Swivel


KNEE-TILTER



ADJUSTMENTS

- (1) Tilt tension
- (2) Pneumatic seat height
- (9) Multiple position tilt lock *
- Knee tilt action
- Swivel
- Optional sliding seat depth adjustment (MD)
- Anti kick back


MULTI-TILTER



ADJUSTMENTS

- (1) Tilt tension
- (2) Pneumatic seat height
- (3) Back angle adjustment
- (4) Seat angle
- (8) Sliding seat depth adjustment (MD)
- (9) Infinite position tilt lock
- Back/lumbar height **
- Center tilt action
- Swivel


SYNCHRO-TILTER



ADJUSTMENTS

- (1) Tilt tension
- (2) Pneumatic seat height
- (3) Back angle adjustment *
- (8) Sliding seat depth adjustment (MD)
- (9) Multiple position tilt lock/ synchro tilt action
- Anti kick back *
- Back/lumbar height **
- Swivel


POSTURE-TILTER



ADJUSTMENTS

- (1) Tilt tension
- (2) Pneumatic seat height
- (8) Sliding seat depth adjustment (MD)
- (9) Infinite position tilt lock
- Back/lumbar height **
- Swivel


FUNCTION-TILTER



ADJUSTMENTS

- (1) Tilt tension
- (2) Pneumatic seat height
- (3) Back angle *
- (9) Upright position tilt lock
- Back/lumbar height **
- Swivel


OPERATOR



ADJUSTMENTS

- (2) Pneumatic seat height
- (3) Back angle *(free float/lock)
- (4) Seat angle *(free float/lock)
- Back/lumbar height **
- With single lever operator mechanism, seat and back angle are controlled using lever 4 *
- Swivel


SYNCHRO KNEE-TILTER



ADJUSTMENTS

- (1) Tilt tension
- (2) Pneumatic seat height
- (9) Multiple position tilt lock
- Back/lumbar height *
- Synchro tilt action
- Anti kick back
- Knee tilt action
- Swivel

SYNCHRO GLIDER



ADJUSTMENTS

- (1) Tilt tension, dial
- (2) Pneumatic seat height
- (3) Back angle *
- (8) Sliding seat depth adjustment (MD)
- (9) Multiple position tilt lock
- Back/lumbar height **
- Swivel

- NOTES**
- * Select models only.
 - ** Ratchet back height adjustment on select models.
 - Mechanisms shown are generic depictions and may differ from one chair to another.

GLOBAL FABRIC SAMPLE CARDS DISPLAY THE FOLLOWING ACT FABRIC PERFORMANCE SYMBOLS:

THE ASSOCIATION FOR CONTRACT TEXTILES (ACT) HAS DEVELOPED THE FOLLOWING PERFORMANCE GUIDELINES TO MAKE FABRIC SPECIFICATION EASIER. THE FIVE SYMBOLS GIVE ARCHITECTS, DESIGNERS AND END USERS A VAST AMOUNT OF PERFORMANCE INFORMATION IN A SUCCINCT, VISUAL WAY. THIS CHART LISTS THE REQUIRED TESTS THAT CORRESPOND TO SPECIFIC END USES. AN EXPLANATION OF THE SYMBOL ALSO APPEARS.

FIRE RETARDANCY



Flammability testing determines a fabric's performance and resistance to burning.

APPLICATION

Upholstery
Panels and upholstered walls

PASSES

California bulletin 117, section E.
ASTM E 84-03 Class A or Class 1 (unadhered method).

COLOR FASTNESS TO WET & DRY CROCKING



Color fastness to wet & dry crocking refers to the rubbing off of color from the fabric onto clothing, hands or other materials and can occur under wet or dry conditions.

APPLICATION

Upholstery
Panels and upholstered walls

PASSES

AATCC 8-2001 Dry crocking. Class 4 minimum.
Wet crocking, Class 3 minimum.
AATCC 8-2001 E 84 (unadhered method).

COLOR FASTNESS TO LIGHT



Color fastness to light is the degree to which fabric will retain its color when exposed to light.

APPLICATION

Upholstery
Panels and upholstered walls

PASSES

AATCC option 2-2003 or AATCC - option 3-2003.
Class 4 minimum of 40 hours.
AATCC option 2-2003 or AATCC - option 3-2003.
Class 4 minimum of 40 hours.

PHYSICAL PROPERTIES



Three physical property tests include: 1 - Brush pill test to determine a fabric's pilling (the formation of fuzzy galls of fiber on the surface of a fabric). 2 - Breaking/tensile strength is the ability of a fabric to withstand tension without breaking or tearing. 3 - Seam slippage is the pulling apart of fabrics at the seams.

APPLICATION

Upholstery
Panels and upholstered walls

PASSES

Brush pill ASTM D3511-02, 3 minimum.
Breaking strength ASTM D5034-95 (2001) 50 lbs. minimum in warp & weft.
Seam slippage ASTM D4034 25 lbs. minimum in warp & weft.
Breaking strength ASTM D5034-95 (2001) (grab test).
35 lbs. minimum in warp & weft.

ABRASION



Abrasion is the ability of a fabric to withstand damage from wear and rubbing. There is a general contract specification as well as a heavy duty specification.






















APPLICATION

General contract upholstery
Heavy duty upholstery

PASSES

ASTM D4157-02 (#10 cotton duck) 15,000 double rubs, Wyzenbeek method.
ASTM D4966-98 (12 KPA pressure) 20,000 double rubs, Martindale method.
ASTM D4157-02 (#10 cotton duck) 30,000 double rubs, Wyzenbeek method.
ASTM D4966-98 (12 KPA pressure) 40,000 double rubs, Martindale method.

work + task

 Arturo.....20	 Factor.....28	 Graphic.....44
 Aspen.....21	 G1 Ergo Select.....30	 Loover.....46
 Auburn.....22	 G20.....32	 Luray.....50
 Aurora.....23	 Global Accord.....33	 Malaga.....53
 Concorde.....24	 Granada.....37	 Noetic.....54
 Echo.....25	 Granada Deluxe.....39	 Novello.....58
 Enterprise.....26	 Granada with Schukra Lumbar.....43	 ObusForme.....61

work + task

	ObusForme Comfort.....62		Sonic.....185		Traditional.....93
	Prefer.....65		Sora.....77		Tritek Ergo Select.....95
	Robust.....348		Spritz.....83		Triumph.....97
	Roma.....67		Stream.....79		Truform.....98
	Score.....71		Supra.....85		Tye.....101
	Solar.....73		Supra-X.....87		Vion.....217
	Solo.....75		Synopsis.....90		Yorkdale.....110

ARTURO



model 3991




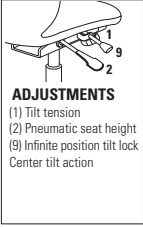

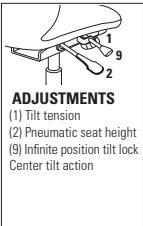

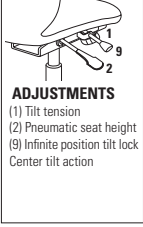
model 3992

STANDARD FEATURES

- Stitched seat and back design, padded headrest (model 3991) and upholstered open arms.
- All models are standard with a five prong, injection molded, fiberglass reinforced nylon Black spider base with (C65) dual wheel carpet casters.
- Base and frame are available in Black only.
- Upholstery options: vinyl or leather only. Vinyl and leather models may feature stitch detail across the seat and/or back cushions, if applicable.

OPTIONAL FEATURES

- There are no arm options for this series.
- Optional abrasion resistant outer back fabric (polyester) is available. Resistant to impact damage. Available in Black only. Please specify (BKB). Add \$9.
- For hard surface flooring casters, please specify (C65R). Add \$21.
- For additional caster options, please refer to the Arm and Caster section (page 352). *Optional casters may be priced higher than the standard casters for your chair and the difference will be charged. Lower priced optional casters will not be credited.*

DESCRIPTION	FEATURES	MODEL #	STANDARD TEXTILE GRADES																																								
			1	2	3	4	5	6	7	8	9	10	11	12																													
 <p>Extended HB Tilter COM: 4 YD 3.66 M Unit weight: 50 LB 22.7 KG Carton weight: 54 LB 24.49 KG Carton volume: 14 FT³ 0.39 MT³</p>	 <p>ADJUSTMENTS (1) Tilt tension (2) Pneumatic seat height (9) Infinite position tilt lock Center tilt action</p>	<p>Ergonomic features: A, B, C, M, N, S</p>	<table border="1"> <tr> <td>3991</td> <td>-</td> <td>-</td> <td>-</td> <td>-</td> <td>1407</td> <td>1595</td> <td>1783</td> <td>1947</td> <td>2151</td> <td>2343</td> <td>2603</td> <td>2971</td> </tr> </table>												3991	-	-	-	-	1407	1595	1783	1947	2151	2343	2603	2971																
			3991	-	-	-	-	1407	1595	1783	1947	2151	2343	2603	2971																												
			<table border="1"> <tr> <th colspan="3">OVERALL DIMENSIONS</th> <th colspan="3">SEAT DIMENSIONS</th> <th colspan="2">BACK DIMENSIONS</th> </tr> <tr> <th>W</th> <th>D</th> <th>H</th> <th>W</th> <th>D</th> <th>H</th> <th>W</th> <th>H</th> </tr> <tr> <td>IN 26</td> <td>30.5</td> <td>50</td> <td>20.5</td> <td>20</td> <td>16.5-20.5</td> <td>21.5</td> <td>30.5</td> </tr> <tr> <td>MM 660</td> <td>775</td> <td>1270</td> <td>521</td> <td>508</td> <td>419-521</td> <td>546</td> <td>775</td> </tr> </table>			OVERALL DIMENSIONS			SEAT DIMENSIONS			BACK DIMENSIONS		W	D	H	W	D	H	W	H	IN 26	30.5	50	20.5	20	16.5-20.5	21.5	30.5	MM 660	775	1270	521	508	419-521	546	775	<p>RTA 1</p>			1 per carton		
			OVERALL DIMENSIONS			SEAT DIMENSIONS			BACK DIMENSIONS																																		
W	D	H	W	D	H	W	H																																				
IN 26	30.5	50	20.5	20	16.5-20.5	21.5	30.5																																				
MM 660	775	1270	521	508	419-521	546	775																																				
<table border="1"> <tr> <td>1</td> <td>2</td> <td>3</td> <td>4</td> <td>5</td> <td>6</td> <td>7</td> <td>8</td> <td>9</td> <td>10</td> <td>11</td> <td>12</td> </tr> <tr> <td>3991</td> <td>-</td> <td>-</td> <td>-</td> <td>-</td> <td>1347</td> <td>1512</td> <td>1676</td> <td>1820</td> <td>1998</td> <td>2166</td> <td>2394</td> <td>2716</td> </tr> </table>												1	2	3	4	5	6	7	8	9	10	11	12	3991	-	-	-	-	1347	1512	1676	1820	1998	2166	2394	2716							
1	2	3	4	5	6	7	8	9	10	11	12																																
3991	-	-	-	-	1347	1512	1676	1820	1998	2166	2394	2716																															
 <p>HB Tilter COM: 3.5 YD 3.2 M Unit weight: 48 LB 21.8 KG Carton weight: 52 LB 23.59 KG Carton volume: 13.25 FT³ 0.37 MT³</p>	 <p>ADJUSTMENTS (1) Tilt tension (2) Pneumatic seat height (9) Infinite position tilt lock Center tilt action</p>	<p>Ergonomic features: A, B, C, M, N, S</p>	<table border="1"> <tr> <td>3992</td> <td>-</td> <td>-</td> <td>-</td> <td>-</td> <td>1347</td> <td>1512</td> <td>1676</td> <td>1820</td> <td>1998</td> <td>2166</td> <td>2394</td> <td>2716</td> </tr> </table>												3992	-	-	-	-	1347	1512	1676	1820	1998	2166	2394	2716																
			3992	-	-	-	-	1347	1512	1676	1820	1998	2166	2394	2716																												
			<table border="1"> <tr> <th colspan="3">OVERALL DIMENSIONS</th> <th colspan="3">SEAT DIMENSIONS</th> <th colspan="2">BACK DIMENSIONS</th> </tr> <tr> <th>W</th> <th>D</th> <th>H</th> <th>W</th> <th>D</th> <th>H</th> <th>W</th> <th>H</th> </tr> <tr> <td>IN 26</td> <td>30</td> <td>43</td> <td>20.5</td> <td>19.5</td> <td>16.5-20.5</td> <td>20.5</td> <td>25</td> </tr> <tr> <td>MM 660</td> <td>762</td> <td>1092</td> <td>521</td> <td>495</td> <td>419-521</td> <td>521</td> <td>635</td> </tr> </table>			OVERALL DIMENSIONS			SEAT DIMENSIONS			BACK DIMENSIONS		W	D	H	W	D	H	W	H	IN 26	30	43	20.5	19.5	16.5-20.5	20.5	25	MM 660	762	1092	521	495	419-521	521	635	<p>RTA 1</p>			1 per carton		
			OVERALL DIMENSIONS			SEAT DIMENSIONS			BACK DIMENSIONS																																		
W	D	H	W	D	H	W	H																																				
IN 26	30	43	20.5	19.5	16.5-20.5	20.5	25																																				
MM 660	762	1092	521	495	419-521	521	635																																				
<table border="1"> <tr> <td>1</td> <td>2</td> <td>3</td> <td>4</td> <td>5</td> <td>6</td> <td>7</td> <td>8</td> <td>9</td> <td>10</td> <td>11</td> <td>12</td> </tr> <tr> <td>3992</td> <td>-</td> <td>-</td> <td>-</td> <td>-</td> <td>1300</td> <td>1465</td> <td>1629</td> <td>1773</td> <td>1951</td> <td>2119</td> <td>2347</td> <td>2669</td> </tr> </table>												1	2	3	4	5	6	7	8	9	10	11	12	3992	-	-	-	-	1300	1465	1629	1773	1951	2119	2347	2669							
1	2	3	4	5	6	7	8	9	10	11	12																																
3992	-	-	-	-	1300	1465	1629	1773	1951	2119	2347	2669																															
 <p>LB Tilter COM: 3.5 YD 3.2 M Unit weight: 40 LB 18.2 KG Carton weight: 44 LB 19.96 KG Carton volume: 11.5 FT³ 0.32 MT³</p>	 <p>ADJUSTMENTS (1) Tilt tension (2) Pneumatic seat height (9) Infinite position tilt lock Center tilt action</p>	<p>Ergonomic features: A, B, C, M, N, S</p>	<table border="1"> <tr> <td>3993</td> <td>-</td> <td>-</td> <td>-</td> <td>-</td> <td>1300</td> <td>1465</td> <td>1629</td> <td>1773</td> <td>1951</td> <td>2119</td> <td>2347</td> <td>2669</td> </tr> </table>												3993	-	-	-	-	1300	1465	1629	1773	1951	2119	2347	2669																
			3993	-	-	-	-	1300	1465	1629	1773	1951	2119	2347	2669																												
			<table border="1"> <tr> <th colspan="3">OVERALL DIMENSIONS</th> <th colspan="3">SEAT DIMENSIONS</th> <th colspan="2">BACK DIMENSIONS</th> </tr> <tr> <th>W</th> <th>D</th> <th>H</th> <th>W</th> <th>D</th> <th>H</th> <th>W</th> <th>H</th> </tr> <tr> <td>IN 26</td> <td>29.5</td> <td>37</td> <td>20.5</td> <td>19.5</td> <td>16.5-20.5</td> <td>20.5</td> <td>19</td> </tr> <tr> <td>MM 660</td> <td>749</td> <td>940</td> <td>521</td> <td>495</td> <td>419-521</td> <td>521</td> <td>483</td> </tr> </table>			OVERALL DIMENSIONS			SEAT DIMENSIONS			BACK DIMENSIONS		W	D	H	W	D	H	W	H	IN 26	29.5	37	20.5	19.5	16.5-20.5	20.5	19	MM 660	749	940	521	495	419-521	521	483	<p>RTA 1</p>			1 per carton		
			OVERALL DIMENSIONS			SEAT DIMENSIONS			BACK DIMENSIONS																																		
W	D	H	W	D	H	W	H																																				
IN 26	29.5	37	20.5	19.5	16.5-20.5	20.5	19																																				
MM 660	749	940	521	495	419-521	521	483																																				
<table border="1"> <tr> <td>1</td> <td>2</td> <td>3</td> <td>4</td> <td>5</td> <td>6</td> <td>7</td> <td>8</td> <td>9</td> <td>10</td> <td>11</td> <td>12</td> </tr> </table>												1	2	3	4	5	6	7	8	9	10	11	12																				
1	2	3	4	5	6	7	8	9	10	11	12																																

ASPEN



model 2850-3



model 2851-3



Lumbar Support

Back height can be adjusted to enable a user to reposition the contact zone of lumbar support.



model 2852-3


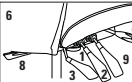



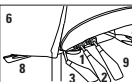
STANDARD FEATURES

- Aspen features a slender design and sensitive profile with a superior level of comfort.
- Extended back models are standard with a height adjustable headrest.
- All models offer 2.25" back/lumbar height adjustment via a concealed ratchet system.
- Standard with Global's high quality Soft Descent™ pneumatic lift which slowly and gently lowers the seat height of the chair making it easy to obtain the exact seat height you desire.
- All models are standard with height and width adjustable arms (**AS**) that feature a sliding armcap providing extra support for all users.
- Models feature braille on the underside of all paddles.
- Base and arm detail is standard in Black.
- All models are shipped partially KD.
- Multi-depth mechanism is standard on multi-tilter models. Allows seat to move forward and backward with five locking positions to provide a shallower or deeper seat.
- (**C82**) dual wheel carpet casters are standard.
- Upholstery options: fabric, vinyl or leather. Vinyl and leather models may feature stitch detail across the seat and/or back cushions, if applicable.

OPTIONAL FEATURES

- Polished aluminum base (**B7A**) is available, please specify (**ALU**). Add \$131.
- Coordinating Chrome finished arms are available at no upcharge, please specify (**AC**).
- For hard surface flooring casters, please specify (**C9R**). Add \$21.
- For additional arm/caster options, please refer to the Arm and Caster section (page 352). *Optional casters may be priced higher than the standard casters for your chair and the difference will be charged. Lower priced optional casters will not be credited.*



DESCRIPTION	FEATURES	MODEL #	STANDARD TEXTILE GRADES																																						
			1	2	3	4	5	6	7	8	9	10	11	12																											
 <p>Extended Back Multi-Tilter COM: 2.5 YD 2.29 M Unit weight: 60 LB 27.3 KG Carton weight: 66 LB 29.94 KG Carton volume: 15.5 FT³ 0.43 MT³</p>	 <p>ADJUSTMENTS (1) Tilt tension (2) Pneumatic seat height (3) Back angle (4) Seat angle (6) Back/lumbar height (8) Sliding seat depth (9) Infinite position tilt lock</p>	<p>Ergonomic features: A, B, C, D, E, F, G, H, M, N, Q, S, U</p>	<table border="1"> <tr> <td>2850-3</td><td>1358</td><td>1438</td><td>1506</td><td>1583</td><td>1711</td><td>1828</td><td>1946</td><td>2048</td><td>2176</td><td>2296</td><td>2458</td><td>2688</td> </tr> </table>												2850-3	1358	1438	1506	1583	1711	1828	1946	2048	2176	2296	2458	2688														
			2850-3	1358	1438	1506	1583	1711	1828	1946	2048	2176	2296	2458	2688																										
			<table border="1"> <tr> <th colspan="3">OVERALL DIMENSIONS</th> <th colspan="3">SEAT DIMENSIONS</th> <th colspan="3">BACK DIMENSIONS</th> </tr> <tr> <th>W</th><th>D</th><th>H</th> <th>W</th><th>D</th><th>H</th> <th>W</th><th>H</th> </tr> <tr> <td>IN 25</td><td>24</td><td>46.75</td> <td>19.5</td><td>18.5-21.5</td><td>16.5-20.5</td> <td>18.5</td><td>26.5-29</td> </tr> <tr> <td>MM 635</td><td>610</td><td>1187</td> <td>495</td><td>470-546</td><td>419-521</td> <td>470</td><td>673-737</td> </tr> </table>			OVERALL DIMENSIONS			SEAT DIMENSIONS			BACK DIMENSIONS			W	D	H	W	D	H	W	H	IN 25	24	46.75	19.5	18.5-21.5	16.5-20.5	18.5	26.5-29	MM 635	610	1187	495	470-546	419-521	470	673-737	<p>RTA 2 1 per carton</p>		
			OVERALL DIMENSIONS			SEAT DIMENSIONS			BACK DIMENSIONS																																
W	D	H	W	D	H	W	H																																		
IN 25	24	46.75	19.5	18.5-21.5	16.5-20.5	18.5	26.5-29																																		
MM 635	610	1187	495	470-546	419-521	470	673-737																																		
 <p>HB Multi-Tilter COM: 2.25 YD 2.06 M Unit weight: 58 LB 26.4 KG Carton weight: 64 LB 29.03 KG Carton volume: 15.5 FT³ 0.43 MT³</p>	 <p>ADJUSTMENTS (1) Tilt tension (2) Pneumatic seat height (3) Back angle (4) Seat angle (6) Back/lumbar height (8) Sliding seat depth (9) Infinite position tilt lock</p>	<p>Ergonomic features: A, B, C, D, E, F, G, H, M, N, Q, S, U</p>	<table border="1"> <tr> <td>2851-3</td><td>1224</td><td>1296</td><td>1357</td><td>1427</td><td>1541</td><td>1647</td><td>1753</td><td>1845</td><td>1960</td><td>2068</td><td>2214</td><td>2421</td> </tr> </table>												2851-3	1224	1296	1357	1427	1541	1647	1753	1845	1960	2068	2214	2421														
			2851-3	1224	1296	1357	1427	1541	1647	1753	1845	1960	2068	2214	2421																										
			<table border="1"> <tr> <th colspan="3">OVERALL DIMENSIONS</th> <th colspan="3">SEAT DIMENSIONS</th> <th colspan="3">BACK DIMENSIONS</th> </tr> <tr> <th>W</th><th>D</th><th>H</th> <th>W</th><th>D</th><th>H</th> <th>W</th><th>H</th> </tr> <tr> <td>IN 25</td><td>24</td><td>41</td> <td>19.5</td><td>18.5-21.5</td><td>16.5-20.5</td> <td>18.5</td><td>22.5-25</td> </tr> <tr> <td>MM 635</td><td>610</td><td>1041</td> <td>495</td><td>470-546</td><td>419-521</td> <td>470</td><td>572-635</td> </tr> </table>			OVERALL DIMENSIONS			SEAT DIMENSIONS			BACK DIMENSIONS			W	D	H	W	D	H	W	H	IN 25	24	41	19.5	18.5-21.5	16.5-20.5	18.5	22.5-25	MM 635	610	1041	495	470-546	419-521	470	572-635	<p>RTA 2 1 per carton</p>		
			OVERALL DIMENSIONS			SEAT DIMENSIONS			BACK DIMENSIONS																																
W	D	H	W	D	H	W	H																																		
IN 25	24	41	19.5	18.5-21.5	16.5-20.5	18.5	22.5-25																																		
MM 635	610	1041	495	470-546	419-521	470	572-635																																		
 <p>MB Multi-Tilter COM: 2 YD 1.83 M Unit weight: 56 LB 25.5 KG Carton weight: 62 LB 28.12 KG Carton volume: 13 FT³ 0.36 MT³</p>	 <p>ADJUSTMENTS (1) Tilt tension (2) Pneumatic seat height (3) Back angle (4) Seat angle (6) Back/lumbar height (8) Sliding seat depth (9) Infinite position tilt lock</p>	<p>Ergonomic features: A, B, C, D, E, F, G, H, M, N, Q, S, U</p>	<table border="1"> <tr> <td>2852-3</td><td>1182</td><td>1246</td><td>1300</td><td>1362</td><td>1464</td><td>1558</td><td>1652</td><td>1734</td><td>1836</td><td>1932</td><td>2062</td><td>2246</td> </tr> </table>												2852-3	1182	1246	1300	1362	1464	1558	1652	1734	1836	1932	2062	2246														
			2852-3	1182	1246	1300	1362	1464	1558	1652	1734	1836	1932	2062	2246																										
			<table border="1"> <tr> <th colspan="3">OVERALL DIMENSIONS</th> <th colspan="3">SEAT DIMENSIONS</th> <th colspan="3">BACK DIMENSIONS</th> </tr> <tr> <th>W</th><th>D</th><th>H</th> <th>W</th><th>D</th><th>H</th> <th>W</th><th>H</th> </tr> <tr> <td>IN 25</td><td>24</td><td>37</td> <td>19.5</td><td>18.5-21.5</td><td>16.5-20.5</td> <td>18.5</td><td>18.5-21</td> </tr> <tr> <td>MM 635</td><td>610</td><td>940</td> <td>495</td><td>470-546</td><td>419-521</td> <td>470</td><td>470-533</td> </tr> </table>			OVERALL DIMENSIONS			SEAT DIMENSIONS			BACK DIMENSIONS			W	D	H	W	D	H	W	H	IN 25	24	37	19.5	18.5-21.5	16.5-20.5	18.5	18.5-21	MM 635	610	940	495	470-546	419-521	470	470-533	<p>RTA 2 1 per carton</p>		
			OVERALL DIMENSIONS			SEAT DIMENSIONS			BACK DIMENSIONS																																
W	D	H	W	D	H	W	H																																		
IN 25	24	37	19.5	18.5-21.5	16.5-20.5	18.5	18.5-21																																		
MM 635	610	940	495	470-546	419-521	470	470-533																																		

AUBURN



model 3767



Wood-capped base



Polished aluminum



Optional ALU Base
See right for details.




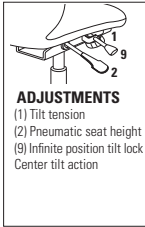
Optional B4M Base
See right for details.

STANDARD FEATURES

- This transitional style judge's chair offers a scrolled urethane arm for durability and comfort.
- Arm frame is made from Black cast aluminum for exceptional strength and quality.
- Standard with soft, durable, self-skinned urethane (SSU) armcaps that are warm to the touch.
- Five prong, injection molded, fiberglass reinforced nylon Black spider base with **(C10)** dual wheel carpet casters.
- Upholstery options: leather only. Models may feature a horizontal stitch detail across the seat and/or back cushions, if applicable.

OPTIONAL FEATURES

- Oval style wood-capped steel base (**B4M**) with **(C1)** casters is available. Genuine maple faced veneers and solids are used. Available in Absolute (AAM), Black (BKM), Cherry (ACM), Espresso Cafe (ECM), English Oak (EOM), Fruitwood (TFM), Gray (HGM), Honey (AHM), Mahogany (TMM), Maple (AVM), Medium Walnut (MWM), Natural Walnut (NLW), Night (ASM), Noce Biondo (NBM), Noce Grigio (NGM), Noce Leggero (NEM), Noce Medio (NMM), Shaker Cherry (SKM), Walnut (TWM), WC Cream (WTM), White (WHM) and Winter Cherry (WCM). Please specify. Add \$131.
- Polished aluminum base is available, please specify **(ALU)**. Add \$131.
- For hard surface flooring casters, please specify **(C10R)**. Add \$20.
- For additional arm/caster options, please refer to the Arm and Caster section (page 352). *Optional casters may be priced higher than the standard casters for your chair and the difference will be charged. Lower priced optional casters will not be credited.*

DESCRIPTION	FEATURES	MODEL #	STANDARD TEXTILE GRADES														
			1	2	3	4	5	6	7	8	9	10	11	12			
 <p>HB Tilter COM: 3 YD 2.74 M Unit weight: 66 LB 30 KG Carton weight: 77.5 LB 35.15 KG Carton volume: 24.5 FT³ 0.69 MT³</p>	 <p>ADJUSTMENTS (1) Tilt tension (2) Pneumatic seat height (9) Infinite position tilt lock Center tilt action</p>	<p>3767</p>	-	-	-	-	1394	1535	1676	1799	1952	2096	2291	2567			
			OVERALL DIMENSIONS			SEAT DIMENSIONS			BACK DIMENSIONS								
			W	D	H	W	D	H	W	H							
IN 28	28	46.5	21.5	18	18-22	21.5	26										
MM 711	711	1181	546	457	457-559	546	660										
		RTA 00	1 per carton														

Ergonomic features:
A, B, C, M, N, S

AURORA




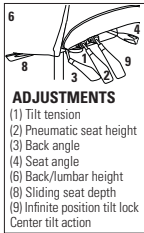


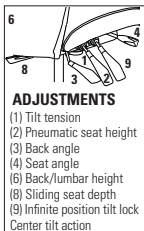

model 1220-3

STANDARD FEATURES

- Exceptional value task seating including two back heights.
- Compound curved back and seat comfortably match body shape.
- Height adjustable (3P) arms with soft, durable, self-skinned urethane (SSU) armcaps that are warm to the touch.
- Vari-Width (WA) width adjustable arm extensions are standard when chair is ordered with adjustable arms. Allows the arms to move away from the seat by 2" on each side to allow space if desired for broader hip widths.
- Side activated sliding seat depth adjustment is standard on multi-tilters.
- Vertical back height ratchet adjustment of 5.25", standard on all models (except task chairs, armchairs and side chairs).
- Back support upright is 3" wide for extra strength.
- All models are standard with a five prong, injection molded, fiberglass reinforced nylon Black spider base with (C65) dual wheel carpet casters.
- Upholstery options: fabric, vinyl or leather. Vinyl and leather models may feature stitch detail across the seat and/or back cushions, if applicable.

OPTIONAL FEATURES

- Polished aluminum base with Black end guards (B2) is available, please specify (ALU). Add \$131.
- For hard surface flooring casters, please specify (C65R). Add \$21.
- For additional arm/caster options, please refer to the Arm and Caster section (page 352). *Optional casters may be priced higher than the standard casters for your chair and the difference will be charged. Lower priced optional casters will not be credited.*

DESCRIPTION	FEATURES	MODEL #	STANDARD TEXTILE GRADES											
			1	2	3	4	5	6	7	8	9	10	11	12
 <p>High Back Multi-Tilter COM: 2 YD 1.83 M Unit weight: 57 LB 25.9 KG Carton weight: 69 LB 31.3 KG Carton volume: 10.5 FT³ 0.29 MT³</p>	 <p>ADJUSTMENTS (1) Tilt tension (2) Pneumatic seat height (3) Back angle (4) Seat angle (6) Back/lumbar height (8) Sliding seat depth (9) Infinite position tilt lock Center tilt action</p>	1220-3	841	905	959	1021	1123	1217	1311	1393	1495	1591	1721	1905
		OVERALL DIMENSIONS			SEAT DIMENSIONS			BACK DIMENSIONS						
		IN	25.5	25	46.5	21	18-21	17.5-22.5	19.5	23-28.25				
MM	648	635	1181	533	457-533	445-572	495	584-718						
				RTA 2		1 per carton								
 <p>Medium Back Multi-Tilter COM: 1.75 YD 1.6 M Unit weight: 54 LB 24.5 KG Carton weight: 66 LB 29.94 KG Carton volume: 10.5 FT³ 0.29 MT³</p>	 <p>ADJUSTMENTS (1) Tilt tension (2) Pneumatic seat height (3) Back angle (4) Seat angle (6) Back/lumbar height (8) Sliding seat depth (9) Infinite position tilt lock Center tilt action</p>	1221-3	794	850	897	952	1041	1123	1205	1277	1366	1450	1564	1725
		OVERALL DIMENSIONS			SEAT DIMENSIONS			BACK DIMENSIONS						
		IN	25.5	25	42.5	21	18-21	17.5-22.5	19.5	19-24.25				
MM	648	635	1080	533	457-533	445-572	495	483-616						
				RTA 2		1 per carton								

CONCORDE



model 2400-18



model 2400-18



Push Button
Location within reach increases your adjustment. Promotes good posture as you move to various positions.



model 2409



Polished ALU Base
Concorde Presidential model (2409) is standard with a polished aluminum base.

STANDARD FEATURES

- All adjustments are made with easy-use button controls that are conveniently located in full view.
- Compound curved molded foam seat and back cushions.
- Standard with Allen-bolted width adjustable arms (Allen key included). Arms adjust 1.25" wider on each side for a total of 2.5" extra width.
- Push button controlled tilt lock and push button controlled seat height.
- Seat cushions are easily removed without tools for ease of cleaning.
- Five prong, injection molded, fiberglass reinforced nylon Black base with (C10) dual wheel carpet casters.
- Upholstery options: fabric, vinyl or leather. Vinyl and leather models may feature stitch detail across the seat and/or back cushions, if applicable.
- Model 2424 is rated for multi-shift use for persons up to 350 lbs.
- For 24 hour application, Global's Limited Lifetime Warranty is applicable only on fabrics that are rated for 100,000 double rubs.

OPTIONAL FEATURES




- There are no arm options for this series.
- For hard surface flooring casters, please specify (C10R). Add \$20.
- For additional caster options, please refer to the Arm and Caster section (page 352). *Optional casters may be priced higher than the standard casters for your chair and the difference will be charged. Lower priced optional casters will not be credited.*

CONCORDE PRESIDENTIAL (MODEL #2409) STANDARD FEATURES

- Only available in leather.
- Has a larger headrest, wider back and closed upholstered arms.
- Features decorative stitching, standard in a heavy gauge off-white stitch detail to show contrast with leather upholstery.
- Features perforated leather inserts in the seat and back cushions.
- Standard with (C25) dual wheel carpet casters
- Standard with a Black arm button trim.
- Standard with a polished aluminum base.

OPTIONAL FEATURES

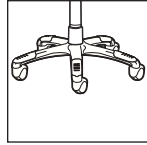
- Normal gauge color coordinated thread can be used upon request. Specify "matching thread" on order. No upcharge.
- Non-perforated leather inserts in the seat and back cushions are optional. Please specify (NR).
- Optional with a Black base at no additional cost, please specify (BLK).

DESCRIPTION	FEATURES	MODEL #	STANDARD TEXTILE GRADES											
			1	2	3	4	5	6	7	8	9	10	11	12
 <p>HB Multi-Tilter Concorde Executive COM: 2.5 YD 2.29 M Unit weight: 70 LB 31.8 KG Carton weight: 81.5 LB 36.97 KG Carton volume: 24.5 FT³ 0.69 MT³</p>	<p>ADJUSTMENTS</p> <ul style="list-style-type: none"> - Tilt tension - 7 position back height - Center tilt action - 3 button control <p>Right arm</p> <ul style="list-style-type: none"> - Pneumatic seat height <p>Left arm</p> <ul style="list-style-type: none"> - 7 position back angle - 5 position tilt lock <p>Ergonomic features: A, B, C, D, G, M, N, O, S, T</p>	<p>2400-18 Seat depth: 18.5</p>	-	3392	3460	3537	3665	3782	3900	4002	4130	4250	4412	4642
			OVERALL DIMENSIONS			SEAT DIMENSIONS			BACK DIMENSIONS					
			W	D	H	W	D	H	W		H			
			IN 26 MM 660	28 711	48 1219	21 533	18.5 470	17.5-21.5 445-546	21 533	29.5-32.5 749-826				
			RTA 00	1 per carton										
 <p>HB Synchro-Tilter Deluxe Concorde Presidential COM: 3.5 YD 3.2 M Unit weight: 70 LB 31.8 KG Carton weight: 81.5 LB 36.97 KG Carton volume: 24.5 FT³ 0.69 MT³</p>	<p>ADJUSTMENTS</p> <ul style="list-style-type: none"> - Tilt tension - Sliding seat depth - 7 position back height - Synchro tilt action - Anti kick back - 2 button control <p>Right arm</p> <ul style="list-style-type: none"> - Pneumatic seat height <p>Left arm</p> <ul style="list-style-type: none"> - 5 position tilt lock <p>Ergonomic features: A, B, C, D, E, L, M, N, O, T</p>	<p>2409</p>	-	-	-	-	-	-	-	-	-	4567	4795	5117
			OVERALL DIMENSIONS			SEAT DIMENSIONS			BACK DIMENSIONS					
			W	D	H	W	D	H	W		H			
			IN 28.5 MM 724	27 686	50 1270	21 533	18-20 457-508	18-22 457-559	21 533	28-31 711-787				
			RTA 00	1 per carton										
 <p>HB Synchro-Tilter Concorde Executive 24HR COM: 2.5 YD 2.29 M Unit weight: 70 LB 31.8 KG Carton weight: 81.5 LB 36.97 KG Carton volume: 24.5 FT³ 0.69 MT³</p>	<p>ADJUSTMENTS</p> <ul style="list-style-type: none"> - Tilt tension - Sliding seat depth - 7 position back height - Synchro tilt action - Anti kick back - 2 button control <p>Right arm</p> <ul style="list-style-type: none"> - Pneumatic seat height <p>Left arm</p> <ul style="list-style-type: none"> - 5 position tilt lock <p>Ergonomic features: A, B, C, D, E, L, M, N, O, T</p>	<p>2424 Seat depth adjust: 16" to 18"</p> <p>2424-18 Deep seat - Seat depth adjust: 18" to 20"</p>	-	2716	2784	2861	2989	3106	3224	3326	3454	3574	3736	3966
			OVERALL DIMENSIONS			SEAT DIMENSIONS			BACK DIMENSIONS					
			W	D	H	W	D	H	W		H			
			IN 28.5 MM 724	27 686	50 1270	21 533	16-18 406-457	18-22 457-559	21 533	28-31 711-787				
			RTA 00	1 per carton										

ECHO



model 3670-3



Optional ALU Base
See right for details.




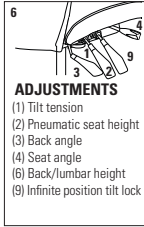


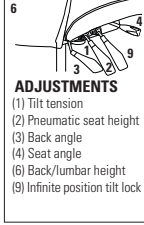
Optional Memory Foam
See right for details.

STANDARD FEATURES

- A form fitted contoured back incorporates a Schukra™ lumbar mechanism and provides full support from shoulder to hip.
- Multi-tilter models offer 2.25" back/lumbar height adjustment via a concealed ratchet system.
- A unique dial on the back of the chair allows for customized lumbar support.
- Standard with height and width adjustable waterfall arms (3P) with self-skinned urethane (SSU) armcaps.
- Vari-Width (WA) width adjustable arm extensions are standard when chair is ordered with adjustable arms. Allows the arms to move away from the seat by 2" on each side to allow space if desired for broader hip widths.
- Multi-tilter models are standard with a five prong, injection molded, fiberglass reinforced nylon Black spider base with dual wheel carpet casters (C65).
- Upholstery options: fabric, vinyl or leather. Vinyl and leather models may feature stitch detail across the seat and/or back cushions, if applicable.

OPTIONAL FEATURES

- Polished aluminum base with Black end guards (B2) is available, please specify (ALU). Add \$131.
- Optional sliding seat depth adjustment is available, please specify (MDB). Add \$32.
- For hard surface flooring casters, please specify (C65R). Add \$21.
- For additional arm/caster options, please refer to the Arm and Caster section (page 352). *Optional casters may be priced higher than the standard casters for your chair and the difference will be charged. Lower priced optional casters will not be credited.*

DESCRIPTION	FEATURES	MODEL #	STANDARD TEXTILE GRADES														
			1	2	3	4	5	6	7	8	9	10	11	12			
 <p>HB Multi-Tilter COM: 2 YD 1.83 M Unit weight: 54 LB 24.5 KG Carton weight: 60 LB 27.22 KG Carton volume: 10.5 FT³ 0.29 MT³</p>	 <p>ADJUSTMENTS (1) Tilt tension (2) Pneumatic seat height (3) Back angle (4) Seat angle (6) Back/lumbar height (9) Infinite position tilt lock</p>	<p>Ergonomic features: A, B, C, D, F, G, H, M, N, Q, S, V</p>	3670-3	978	1042	1096	1158	1260	1354	1448	1530	1632	1728	1858	2042		
			OVERALL DIMENSIONS			SEAT DIMENSIONS			BACK DIMENSIONS								
			W	D	H	W	D	H	W	H							
			IN 26	26.5	50	20.5	18.5	17-22	19	28.5-31							
MM 660	673	1270	521	470	432-559	483	724-787										
			RTA 2		1 per carton												
 <p>MB Multi-Tilter COM: 1.75 YD 1.6 M Unit weight: 52 LB 23.6 KG Carton weight: 58 LB 26.31 KG Carton volume: 10.5 FT³ 0.29 MT³</p>	 <p>ADJUSTMENTS (1) Tilt tension (2) Pneumatic seat height (3) Back angle (4) Seat angle (6) Back/lumbar height (9) Infinite position tilt lock</p>	<p>Ergonomic features: A, B, C, D, F, G, H, M, N, Q, S, V</p>	3671-3	943	999	1046	1101	1190	1272	1354	1426	1515	1599	1713	1874		
			OVERALL DIMENSIONS			SEAT DIMENSIONS			BACK DIMENSIONS								
			W	D	H	W	D	H	W	H							
			IN 26	26.5	44	20.5	18.5	17-21	19	22.5-25							
MM 660	673	1118	521	470	432-533	483	572-635										
			RTA 2	1 per carton													

ENTERPRISE



model 4560



model 4565



Optional B4M Base
See right for details.




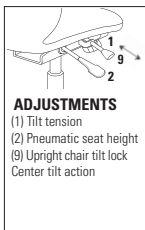

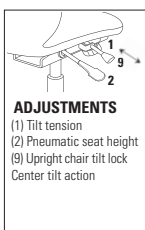

model 4571-3


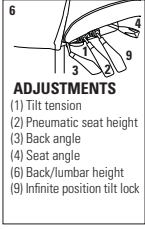


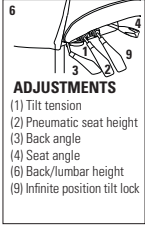

STANDARD FEATURES

- Gently sculpted seat and back provide lateral and lumbar support.
- Fixed height, impact and scuff resistant curved arms are standard on models 4560, 4561 and 4565. All other models are standard with height adjustable T-arms with teardrop shaped (TD) self-skinned urethane (SSU) armcaps.
- All models (except armchair) are standard with a five prong, injection molded, fiberglass reinforced nylon Black base with dual wheel carpet casters (C65).
- Arms are available in Black only.
- Vari-Width (WA) width adjustable arm extensions are standard when chair is ordered with adjustable arms. Allows the arms to move away from the seat by 2" on each side to allow space if desired for broader hip widths.
- Upholstery options: fabric or vinyl only. Vinyl models may feature stitch detail across the seat and/or back cushions, if applicable.

OPTIONAL FEATURES

- Oval style wood-capped steel base (B4M) with (C1) casters is available. Genuine maple faced veneers and solids are used. Available in Absolute (AAM), Black (BKM), Cherry (ACM), Espresso Cafe (ECM), English Oak (EOM), Fruitwood (TFM), Gray (HGM), Honey (AHM), Mahogany (TMM), Maple (AVM), Medium Walnut, (MWM), Natural Walnut (NLW), Night (ASM), Noce Biondo (NBM), Noce Grigio (NGM), Noce Leggero (NEM), Noce Medio (NMM), Shaker Cherry (SKM), Walnut (TWM), WC Cream (WTM), White (WHM) and Winter Cherry (WCM). Please specify. Add \$131.
- Available with vinyl edge bumper guard option (EG). Add \$22.
- Upholstered armcaps are available for models 4560, 4561 and 4565, please specify (U). Add \$158.
- Optional sliding seat depth adjustment is available on multi-tilter models 4570-3 and 4571-3, please specify (MDB). Add \$32.
- Optional abrasion resistant outer back fabric (polyester) is available. Resistant to impact damage. Available in Black only. Please specify (BKB). Add \$9.
- For hard surface flooring casters, please specify (C65R). Add \$21.
- For additional arm/caster options, please refer to the Arm and Caster section (page 352). *Optional casters may be priced higher than the standard casters for your chair and the difference will be charged. Lower priced optional casters will not be credited.*

DESCRIPTION	FEATURES	MODEL #	STANDARD TEXTILE GRADES																																						
			1	2	3	4	5	6	7	8	9	10	11	12																											
 <p>HB Tilter w/Fixed Height Loop Arms COM: 2 YD 1.83 M Unit weight: 35 LB 15.9 KG Carton weight: 39 LB 17.69 KG Carton volume: 11.5 FT³ 0.32 MT³</p>	 <p>ADJUSTMENTS (1) Tilt tension (2) Pneumatic seat height (9) Upright chair tilt lock Center tilt action</p>	<p>Ergonomic features: A, B, C, M, N, S</p>	<table border="1"> <tr> <th>1</th><th>2</th><th>3</th><th>4</th><th>5</th><th>6</th><th>7</th><th>8</th><th>9</th><th>10</th><th>11</th><th>12</th> </tr> <tr> <td>4560</td><td>775</td><td>839</td><td>893</td><td>955</td><td>1057</td><td>1151</td><td>1245</td><td>1327</td><td>1429</td><td>1525</td><td>1655</td><td>1839</td> </tr> </table>												1	2	3	4	5	6	7	8	9	10	11	12	4560	775	839	893	955	1057	1151	1245	1327	1429	1525	1655	1839		
			1	2	3	4	5	6	7	8	9	10	11	12																											
			4560	775	839	893	955	1057	1151	1245	1327	1429	1525	1655	1839																										
			<table border="1"> <tr> <th colspan="3">OVERALL DIMENSIONS</th> <th colspan="3">SEAT DIMENSIONS</th> <th colspan="3">BACK DIMENSIONS</th> </tr> <tr> <th>W</th><th>D</th><th>H</th> <th>W</th><th>D</th><th>H</th> <th>W</th><th>H</th> </tr> <tr> <td>IN 24.5</td><td>27</td><td>45</td> <td>21</td><td>19.5</td><td>17-22</td> <td>21</td><td>25</td> </tr> <tr> <td>MM 622</td><td>686</td><td>1143</td> <td>533</td><td>495</td><td>432-559</td> <td>533</td><td>635</td> </tr> </table>			OVERALL DIMENSIONS			SEAT DIMENSIONS			BACK DIMENSIONS			W	D	H	W	D	H	W	H	IN 24.5	27	45	21	19.5	17-22	21	25	MM 622	686	1143	533	495	432-559	533	635	<p>RTA 1 1 per carton</p>		
			OVERALL DIMENSIONS			SEAT DIMENSIONS			BACK DIMENSIONS																																
W	D	H	W	D	H	W	H																																		
IN 24.5	27	45	21	19.5	17-22	21	25																																		
MM 622	686	1143	533	495	432-559	533	635																																		
 <p>LB Tilter w/Fixed Height Loop Arms COM: 1.75 YD 1.6 M Unit weight: 32 LB 14.5 KG Carton weight: 36 LB 16.33 KG Carton volume: 9.75 FT³ 0.27 MT³</p>	 <p>ADJUSTMENTS (1) Tilt tension (2) Pneumatic seat height (9) Upright chair tilt lock Center tilt action</p>	<p>Ergonomic features: A, B, C, M, N, S</p>	<table border="1"> <tr> <th>1</th><th>2</th><th>3</th><th>4</th><th>5</th><th>6</th><th>7</th><th>8</th><th>9</th><th>10</th><th>11</th><th>12</th> </tr> <tr> <td>4561</td><td>743</td><td>799</td><td>846</td><td>901</td><td>990</td><td>1072</td><td>1154</td><td>1226</td><td>1315</td><td>1399</td><td>1513</td><td>1674</td> </tr> </table>												1	2	3	4	5	6	7	8	9	10	11	12	4561	743	799	846	901	990	1072	1154	1226	1315	1399	1513	1674		
			1	2	3	4	5	6	7	8	9	10	11	12																											
			4561	743	799	846	901	990	1072	1154	1226	1315	1399	1513	1674																										
			<table border="1"> <tr> <th colspan="3">OVERALL DIMENSIONS</th> <th colspan="3">SEAT DIMENSIONS</th> <th colspan="3">BACK DIMENSIONS</th> </tr> <tr> <th>W</th><th>D</th><th>H</th> <th>W</th><th>D</th><th>H</th> <th>W</th><th>H</th> </tr> <tr> <td>IN 24.5</td><td>26.5</td><td>39</td> <td>21</td><td>19.5</td><td>17-22</td> <td>21</td><td>19</td> </tr> <tr> <td>MM 622</td><td>673</td><td>991</td> <td>533</td><td>495</td><td>432-559</td> <td>533</td><td>483</td> </tr> </table>			OVERALL DIMENSIONS			SEAT DIMENSIONS			BACK DIMENSIONS			W	D	H	W	D	H	W	H	IN 24.5	26.5	39	21	19.5	17-22	21	19	MM 622	673	991	533	495	432-559	533	483	<p>RTA 1 courier 1 per carton</p>		
			OVERALL DIMENSIONS			SEAT DIMENSIONS			BACK DIMENSIONS																																
W	D	H	W	D	H	W	H																																		
IN 24.5	26.5	39	21	19.5	17-22	21	19																																		
MM 622	673	991	533	495	432-559	533	483																																		
 <p>Armchair w/Fixed Height Loop Arms COM: 1.75 YD 1.6 M Unit weight: 29 LB 13.2 KG Carton weight: 33 LB 14.97 KG Carton volume: 10 FT³ 0.28 MT³</p>	<p>Cantilever sled base. Base available in Black finish only.</p>	<p>Ergonomic features: M, N</p>	<table border="1"> <tr> <th>1</th><th>2</th><th>3</th><th>4</th><th>5</th><th>6</th><th>7</th><th>8</th><th>9</th><th>10</th><th>11</th><th>12</th> </tr> <tr> <td>4565</td><td>698</td><td>754</td><td>801</td><td>856</td><td>945</td><td>1027</td><td>1109</td><td>1181</td><td>1270</td><td>1354</td><td>1468</td><td>1629</td> </tr> </table>												1	2	3	4	5	6	7	8	9	10	11	12	4565	698	754	801	856	945	1027	1109	1181	1270	1354	1468	1629		
			1	2	3	4	5	6	7	8	9	10	11	12																											
			4565	698	754	801	856	945	1027	1109	1181	1270	1354	1468	1629																										
			<table border="1"> <tr> <th colspan="3">OVERALL DIMENSIONS</th> <th colspan="3">SEAT DIMENSIONS</th> <th colspan="3">BACK DIMENSIONS</th> </tr> <tr> <th>W</th><th>D</th><th>H</th> <th>W</th><th>D</th><th>H</th> <th>W</th><th>H</th> </tr> <tr> <td>IN 24.5</td><td>26.5</td><td>37</td> <td>21</td><td>19.5</td><td>18</td> <td>21</td><td>19</td> </tr> <tr> <td>MM 622</td><td>673</td><td>940</td> <td>533</td><td>495</td><td>457</td> <td>533</td><td>483</td> </tr> </table>			OVERALL DIMENSIONS			SEAT DIMENSIONS			BACK DIMENSIONS			W	D	H	W	D	H	W	H	IN 24.5	26.5	37	21	19.5	18	21	19	MM 622	673	940	533	495	457	533	483	<p>RTA 2 courier 1 per carton</p>		
			OVERALL DIMENSIONS			SEAT DIMENSIONS			BACK DIMENSIONS																																
W	D	H	W	D	H	W	H																																		
IN 24.5	26.5	37	21	19.5	18	21	19																																		
MM 622	673	940	533	495	457	533	483																																		

DESCRIPTION	FEATURES	MODEL #	STANDARD TEXTILE GRADES											
			1	2	3	4	5	6	7	8	9	10	11	12
 <p>HB Multi-Tilter w/Adjustable (TD) Arms COM: 2 YD 1.83 M Unit weight: 50 LB 22.7 KG Carton weight: 54 LB 24.49 KG Carton volume: 11 FT³ 0.31 MT³</p>	 <p>ADJUSTMENTS (1) Tilt tension (2) Pneumatic seat height (3) Back angle (4) Seat angle (6) Back/lumbar height (9) Infinite position tilt lock</p>	4570-3	1129	1193	1247	1309	1411	1505	1599	1681	1783	1879	2009	2193
			OVERALL DIMENSIONS			SEAT DIMENSIONS			BACK DIMENSIONS					
			W	D	H	W	D	H	W	H				
			IN 26.5 MM 673	26.5 673	47 1194	22 559	19 483	17-21 432-533	21.5 546	26-28 660-711				
			RTA 2		1 per carton									
 <p>MB Multi-Tilter w/Adjustable (TD) Arms COM: 1.75 YD 1.6 M Unit weight: 48 LB 21.8 KG Carton weight: 52 LB 23.59 KG Carton volume: 9.5 FT³ 0.26 MT³</p>	 <p>ADJUSTMENTS (1) Tilt tension (2) Pneumatic seat height (3) Back angle (4) Seat angle (6) Back/lumbar height (9) Infinite position tilt lock</p>	4571-3	1073	1129	1176	1231	1320	1402	1484	1556	1645	1729	1843	2004
			OVERALL DIMENSIONS			SEAT DIMENSIONS			BACK DIMENSIONS					
			W	D	H	W	D	H	W	H				
			IN 26.5 MM 673	26 660	41 1041	22 559	19 483	17-21 432-533	21 533	20.5-22.5 521-572				
			RTA 2		1 per carton									

FACTOR

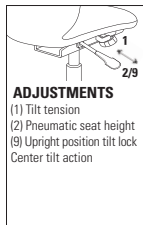


model 5540

Seat height from floor	Standard cylinder (4G)	High cylinder (5G)
Tilter mechanism (-4)	17" - 21"	18" - 23"
Task mechanism (-6)	16" - 20"	17" - 22"
Weight sensing synchro-tilter mechanism (-8)	17.25" - 21.25"	18.25" - 22.25"

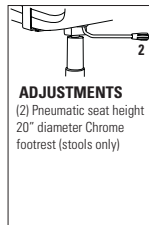
MECHANISM OPTIONS:

Tilter mechanism (-4)



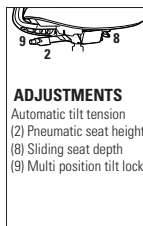
Ergonomic features:
A, B, C, D, H, M, N, Q, S, U

Task mechanism (-6)



Ergonomic features:
C, M, N, U

Weight sensing synchro-tilter mechanism (-8)



Ergonomic features:
A, B, C, D, E, H, L, M, N, Q, U

STANDARD FEATURES

- Factor, a value seating series with a full spectrum of mesh colors. Effective July 2023, seat was improved with a softer sit, a better ride to suit a wider range of users and a redesigned lumbar pad for optimal support.
- Adjustable lumbar support is standard on all models. Height adjustable and split down the middle to flex independently side-to-side.
- Side activated sliding seat depth adjustment is standard on weight sensing synchro-tilter control mechanism. Seat depth: 16.5" - 19.5" (419-495mm).
- Standard with fixed, forward swept arms (U1).
- Standard with Global's high quality Soft Descent™ pneumatic lift which slowly and gently lowers the seat height of the chair making it easy to obtain the exact seat height you desire.
- Five prong, injection molded, fiberglass reinforced nylon Black base with (C82) dual wheel carpet casters. Base will match frame color selection; casters coordinate with base color.
- Upholstery options: fabric, vinyl or leather. Vinyl and leather models may feature stitch detail across the seat and/or back cushions, if applicable.

OPTIONAL FEATURES

- Optional height adjustable arms (U2) and height adjustable arms with sliding armcaps (U3) are available. Self-skinned urethane (SSU) armcaps will match the selected frame color (Black or Shadow); Cloud frame comes with coordinating Fog armcaps.
- For additional arms/caster options, please refer to the Arm and Caster section (page 352). *Optional casters may be priced higher than the standard casters for your chair and the difference will be charged. Lower priced optional casters will not be credited.*



Please add option codes in the following order:

- Model number**
5540 High back with arms.
5540NA High back, no arms.
5541 Medium back with arms.
5541NA Medium back, no arms.
5546 Medium task stool with arms (task mechanism only).
5546NA Medium task stool, no arms (task mechanism only).
- Mesh back** (colors shown on website)
(P1) Snow (P8) Mocha
(P2) Sand (P9) Eggplant
(P3) Pewter (Q1) Buzz Blue
(P4) Silver Grey (Q2) Poppy
(P5) Charcoal (Q3) Pumpkin
(P6) Black (Q4) Lime
- Textile**
Specify textile code for seat.
- Frame color**
(BK) Black. No upcharge.
(IC) Cloud. Add \$62.
(SH) Shadow. Add \$62.
- Arms**
(U1) Fixed height arms (9"). No upcharge.
(U2) Height adjustable arms (7.75"-11.75"). Add \$56.
(U3) Height adjustable arms w/sliding armcaps (7.75"-11.75"). Add \$70.
- Base**
(B7) Nylon base (color matches frame). No upcharge.
(A7) Polished aluminum B7A base. Add \$131.
- Mechanism**
(4) Tilter mechanism. Add \$42.
(6) Task mechanism. No upcharge.
(8) Weight sensing synchro-tilter mechanism. Add \$59.
- Casters**
(82) C82 dual wheel carpet casters. No upcharge.
(8R) C82R dual wheel hard floor casters. Add \$21.
- Cylinder**
(4G) Standard (4"). No upcharge.
(5G) High (5"). No upcharge.

EXAMPLE FACTOR ORDER CODE:

5541	-P5	-FU75	-8	-SH	-U3	-B7	-8R	-4G
Model #	Mesh back	Textile	Mechanism	Frame color	Arms	Base	Casters	Cylinder

DESCRIPTION	FEATURES	MODEL #	STANDARD TEXTILE GRADES											
			1	2	3	4	5	6	7	8	9	10	11	12
 High Back COM: 0.75 YD 0.69 M Unit weight: 35 LB 15.9 KG Carton weight: 47 LB 21.32 KG Carton volume: 10.5 FT³ 0.29 MT³	See series notes for mechanism options.	5540	695	719	739	763	801	836	871	902	940	976	1025	1094
		5540NA	632	656	676	700	738	773	808	839	877	913	962	1031
			OVERALL DIMENSIONS			SEAT DIMENSIONS			BACK DIMENSIONS					
			W	D	H	W	D	H	W	H				
			IN 26.5	24	41.5	20	17.5	16-20	18.5	23				
			MM 673	610	1054	508	445	406-508	470	584				
			RTA 2		1 per carton									

DESCRIPTION	FEATURES	MODEL #	STANDARD TEXTILE GRADES													
			1	2	3	4	5	6	7	8	9	10	11	12		
 <p>Medium Back COM: 0.75 YD 0.69 M Unit weight: 34 LB 15.5 KG Carton weight: 46 LB 20.87 KG Carton volume: 10.5 FT³ 0.29 MT³</p>	See series notes for mechanism options.	5541	684	708	728	752	790	825	860	891	929	965	1014	1083		
		With arms														
		5541NA	620	644	664	688	726	761	796	827	865	901	950	1019		
		Armless														
		OVERALL DIMENSIONS			SEAT DIMENSIONS			BACK DIMENSIONS								
		W D H			W D H			W H								
		IN 26.5 24 39			20 17.5 16-20			18.5 20								
		MM 673 610 991			508 445 406-508			470 508								
		RTA 2			1 per carton											
		 <p>Medium Back Stool COM: 0.75 YD 0.69 M Unit weight: 40 LB 18.2 KG Carton weight: 52 LB 23.59 KG Carton volume: 10.5 FT³ 0.29 MT³</p>	See series notes for mechanism options.	5546	872	896	916	940	978	1013	1048	1079	1117	1153	1202	1271
With arms																
5546NA	810			834	854	878	916	951	986	1017	1055	1091	1140	1209		
Armless																
OVERALL DIMENSIONS				SEAT DIMENSIONS			BACK DIMENSIONS									
W D H				W D H			W H									
IN 26.5 23.5 49				20 17.5 23.75-33.75			18.5 20.5									
MM 673 597 1245				508 445 603-857			470 521									
RTA 2				1 per carton												

G1 ERGO SELECT



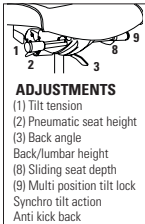
model 7331-8 G5



model 7333-8 G5

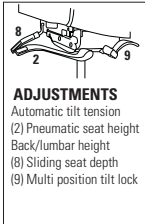
MECHANISM OPTIONS:

Synchro-tilter mechanism (-0)



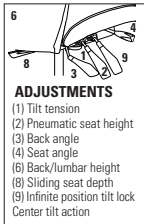
ADJUSTMENTS
 (1) Tilt tension
 (2) Pneumatic seat height
 (3) Back angle
 Back/lumbar height
 (8) Sliding seat depth
 (9) Multi position tilt lock
 Synchro tilt action
 Anti kick back

Weight sensing synchro-tilter mechanism (-8)



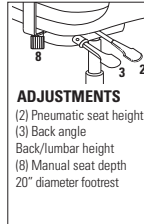
ADJUSTMENTS
 Automatic tilt tension
 (2) Pneumatic seat height
 Back/lumbar height
 (8) Sliding seat depth
 (9) Multi position tilt lock

Multi-tilter mechanism (-3)



ADJUSTMENTS
 (1) Tilt tension
 (2) Pneumatic seat height
 (3) Back angle
 (4) Seat angle
 (6) Back/lumbar height
 (8) Sliding seat depth
 (9) Infinite position tilt lock
 Center tilt action

Posture task mechanism (-7)



ADJUSTMENTS
 (2) Pneumatic seat height
 (3) Back angle
 Back/lumbar height
 (8) Manual seat depth
 20" diameter footrest

STANDARD FEATURES

- G1 Ergo Select was designed to provide exceptional support and comfort throughout the work day.
- Available in three back heights and three seat sizes, varying in depth and width, to fit a person's body type and movements while at work.
- Adjustable lumbar support is standard on all models.
- Stitch detail on edges of seat and back is discrete, using matched thread as standard.
- Choice of three mechanisms; synchro-tilter, multi-tilter and weight sensing synchro-tilter. Stool model available with posture task mechanism only.
- Standard with Global's high quality Soft Descent™ pneumatic lift which slowly and gently lowers the seat height of the chair making it easy to obtain the exact seat height you desire.
- Standard with height and width adjustable (G5) arms with sliding armcaps. Armcaps also articulate inwards and outwards to aim toward the keyboard or mouse area.
- G1 Ergo Select is fully compliant with latest BIFMA G1, GSA and CGSB specifications.
- Five prong, injection molded, fiberglass reinforced nylon Black base with (C82) dual wheel carpet casters.
- Upholstery options: fabric, vinyl or leather. Vinyl and leather models may feature stitch detail across the seat and/or back cushions, if applicable.

OPTIONAL FEATURES

- Upholstery is available with exaggerated top stitch detail (heavier thread). 14 coordinating or contrasting colors may be selected. Please specify.
- Optional Ergo Select arms are height (4") and width adjustable with sliding armcaps. Armcaps also articulate inwards (25°) and outwards (25°) to aim toward the keyboard or mouse area.
- For additional arms/caster options, please refer to the Arm and Caster section (page 352). *Optional casters may be priced higher than the standard casters for your chair and the difference will be charged. Lower priced optional casters will not be credited.*






Please add option codes in the following order:

- Model number**
7331 Medium back with arms.
7332 High back with arms.
7333 Extended high back with arms.
7336 Medium task stool with arms (posture task mechanism only).
7336NA Medium task stool, no arms (posture task mechanism only).
- Textile**
 Specify textile code.
- Mechanism**
(0) Synchro-tilter mechanism. No upcharge.
(3) Multi-tilter mechanism. No upcharge.
(8) Weight sensing synchro-tilter mechanism. No upcharge.
(7) Posture task mechanism (models 7336 / 7336NA only). No upcharge.
- Seat size**
(P) Petite
(S) Standard
(G) Generous
- Arms**
(G5) G5 arms. No upcharge.
(H1) Ergo Select arms. Add \$66.
(H2) Ergo Select arms w/wide armcaps. Add \$106.
- Base**
(B7) Black nylon B7B base. No upcharge.
(A7) Polished aluminum B7A base. Add \$131.
- Cylinder (models 7331, 7332 and 7333 only)**
(4L) Standard (4"). No upcharge.
(5L) High (5"). No upcharge.
(4S) Short (4"). Seat height: 14.8" - 18.8". Seat height range achieved with weight sensing synchro-tilter mechanism only. No upcharge.
- Casters**
(82) C82 dual wheel carpet casters. No upcharge.
(8R) C82R dual wheel hard floor casters. Add \$21.
- Stitch detail**
(MS) Color matched stitching. Decorative top stitch. No upcharge.
(XP) Black
(XG) Copen
(XK) Mahogany
(XH) Navy #3
(XF) Nickel
(XL) Rubytone
(XC) Smoke
(XB) Beige
(XA) Graphite
(XJ) Natural
(XD) New Grey
(XN) Off-White
(XI) Scarlett
(XE) Taupe
 (colors shown on website)

EXAMPLE G1 ERGO SELECT ORDER CODE:

7332	-WA53	-8	-S	-H1	-B7	-4L	-82	-MS
Model #	Textile	Mechanism	Seat size	Arms	Base	Cylinder	Casters	Stitch detail

G1 Ergo Select dimensional information: based on measurements with multi-tilter mechanism				
	Distance between arms	Standard arm height	Seat depth range	Standard seat height
Petite seat (P) Soft Decent 4" lift (4L) & (H1) arms	15.25" - 20.75" = 5.5" adjustment 387mm - 527mm = 140mm adj.	7.3" - 11.4" 185mm - 290mm	15.75" - 18.75" 400mm - 475mm	16.5" - 20.5" 419mm - 521mm
Standard seat (S) Soft Decent 4" lift (4L) & (H1) arms	16" - 21.5" = 5.5" adjustment 406mm - 546mm = 140mm adj.		16.5" - 19.5" 419mm - 495mm	
Generous seat (G) Soft Decent 4" lift (4L) & (H1) arms	17.25" - 22.75" = 5.5" adjustment 438mm - 578mm = 140mm adj.		17.25" - 19.5" 438mm - 495mm	

DESCRIPTION	FEATURES	MODEL #	STANDARD TEXTILE GRADES													
			1	2	3	4	5	6	7	8	9	10	11	12		
 <p>Medium Back w/Arms COM: 1.65 YD 1.51 M Unit weight: 54 LB 24.5 KG Carton weight: 66 LB 29.94 KG Carton volume: 10.5 FT³ 0.29 MT³</p>	<p>See series notes for mechanism options.</p> <p>* Standard seat</p>	7331	1099	1152	1196	1248	1332	1409	1487	1554	1638	1718	1825	1977		
			OVERALL DIMENSIONS			SEAT DIMENSIONS*			BACK DIMENSIONS							
			W	D	H	W	D	H	W	H						
			IN 24.5	23	41	19.75	16.5-19.5	16.5-20.5	19	22						
			MM 622	584	1041	502	419-495	419-521	483	559						
			RTA 2	1 per carton												
 <p>High Back w/Arms COM: 1.75 YD 1.6 M Unit weight: 56 LB 25.5 KG Carton weight: 68 LB 30.84 KG Carton volume: 10.5 FT³ 0.29 MT³</p>	<p>See series notes for mechanism options.</p> <p>* Standard seat</p>	7332	1124	1180	1227	1282	1371	1453	1535	1607	1696	1780	1894	2055		
			OVERALL DIMENSIONS			SEAT DIMENSIONS*			BACK DIMENSIONS							
			W	D	H	W	D	H	W	H						
			IN 24.5	23	44.5	19.75	16.5-19.5	16.5-20.5	19	24.5						
			MM 622	584	1130	502	419-495	419-521	483	622						
			RTA 2	1 per carton												
 <p>Extended High Back w/Arms COM: 2 YD 1.83 M Unit weight: 58 LB 26.4 KG Carton weight: 71 LB 32.21 KG Carton volume: 11 FT³ 0.31 MT³</p>	<p>See series notes for mechanism options.</p> <p>* Standard seat</p>	7333	1149	1213	1267	1330	1431	1525	1619	1701	1803	1899	2029	2213		
			OVERALL DIMENSIONS			SEAT DIMENSIONS*			BACK DIMENSIONS							
			W	D	H	W	D	H	W	H						
			IN 24.5	23	50	19.75	16.5-19.5	16.5-20.5	19	27						
			MM 622	584	1270	502	419-495	419-521	483	686						
			RTA 2	1 per carton												
 <p>Medium Back Stool COM: 1.65 YD 1.51 M Unit weight: 47 LB 21.4 KG Carton weight: 59 LB 26.76 KG Carton volume: 10.5 FT³ 0.29 MT³</p>	<p>See series notes for mechanism options.</p> <p>* Standard seat</p>	7336 With arms	1273	1326	1370	1422	1506	1583	1661	1728	1812	1892	1999	2151		
			OVERALL DIMENSIONS			SEAT DIMENSIONS*			BACK DIMENSIONS							
		W	D	H	W	D	H	W	H							
		IN 24	22.5	46	19.75	16	22-30	19	22							
		MM 610	572	1168	502	406	559-762	483	559							
			RTA 2	1 per carton												
 <p>Medium Back Stool COM: 1.65 YD 1.51 M Unit weight: 47 LB 21.4 KG Carton weight: 59 LB 26.76 KG Carton volume: 10.5 FT³ 0.29 MT³</p>	<p>See series notes for mechanism options.</p> <p>* Standard seat</p>	7336NA Armless	1211	1264	1308	1360	1444	1521	1599	1666	1750	1830	1937	2089		
			OVERALL DIMENSIONS			SEAT DIMENSIONS*			BACK DIMENSIONS							
		W	D	H	W	D	H	W	H							
		IN 24	22.5	46	19.75	16	22-30	19	22							
		MM 610	572	1168	502	406	559-762	483	559							
			RTA 2	1 per carton												

G20



model 6007



Lumbar Support
Automatic lumbar tension mechanism naturally adjusts to your posture while in upright or reclined position. The lumbar is also height adjustable.



Optional Fixed "C" Arm


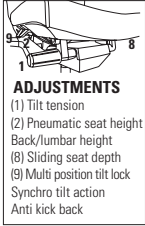
STANDARD FEATURES

- The striped mesh back is composed of alternating vertical rows of clear elastomeric yarns and polyester yarns. This provides a very responsive back support.
- The inside of the mesh back is Black while the outside of the mesh is Silver to coordinate with the polished aluminum trim. Only available in a Black mesh back with Black arms and frame.
- Synchronized mechanism allows the back to smoothly tilt, while the seat gently reclines and slides to the rear. The seat does not lift up and keeps feet planted on floor. Four tilt positions, locks and infinite free float.
- Height adjustable self-skinned urethane (SSU) arms with sliding and pivoting armcaps.
- Independent lumbar adjustment on back (2.5" of height adjustment range on each side).
- Standard with Global's high quality Soft Descent™ pneumatic lift which slowly and gently lowers the seat height of the chair making it easy to obtain the exact seat height you desire.
- Adjustable tilt tension knob located beside the seat. Simply rotate the knob for user preference.

- Side activated sliding seat depth adjustment is standard.
- Base and frame are standard in polished aluminum with dual wheel carpet casters (**C82**).
- Upholstery options: fabric, vinyl or leather. Vinyl and leather models may feature stitch detail across the seat and/or back cushions, if applicable.

OPTIONAL FEATURES

- An optional Black nylon base (**B7B**) is available, please specify. No upcharge.
- Optional fixed aluminum "C" arms with SSU armcaps (**DF**) are available, please specify. No upcharge.
- For hard surface flooring casters, please specify (**C9R**). Add \$21.

DESCRIPTION	FEATURES	MODEL #	STANDARD TEXTILE GRADES																																	
			1	2	3	4	5	6	7	8	9	10	11	12																						
 <p>Synchro-Tilter Black Frame COM: 1 YD 0.91 M Unit weight: 46 LB 20.9 KG Carton weight: 53 LB 24.04 KG Carton volume: 11 FT³ 0.31 MT³</p>	 <p>ADJUSTMENTS (1) Tilt tension (2) Pneumatic seat height Back/lumbar height (8) Sliding seat depth (9) Multi position tilt lock Synchro tilt action Anti kick back</p>	6007	1634	1666	1693	1724	1775	1822	1869	1910	1961	2009	2074	2166																						
		<table border="1"> <thead> <tr> <th rowspan="2"></th> <th colspan="3">OVERALL DIMENSIONS</th> <th colspan="3">SEAT DIMENSIONS</th> <th colspan="2">BACK DIMENSIONS</th> </tr> <tr> <th>W</th> <th>D</th> <th>H</th> <th>W</th> <th>D</th> <th>H</th> <th>W</th> <th>H</th> </tr> </thead> <tbody> <tr> <td>IN</td> <td>25.5</td> <td>23</td> <td>41.5</td> <td>19.5</td> <td>16-18.5</td> <td>17.75-22.75</td> <td>19</td> <td>22</td> </tr> <tr> <td>MM</td> <td>648</td> <td>584</td> <td>1054</td> <td>495</td> <td>406-470</td> <td>451-578</td> <td>483</td> <td>559</td> </tr> </tbody> </table>		OVERALL DIMENSIONS			SEAT DIMENSIONS			BACK DIMENSIONS		W	D	H	W	D	H	W	H	IN	25.5	23	41.5	19.5	16-18.5	17.75-22.75	19	22	MM	648	584	1054	495	406-470	451-578	483
	OVERALL DIMENSIONS			SEAT DIMENSIONS			BACK DIMENSIONS																													
	W	D	H	W	D	H	W	H																												
IN	25.5	23	41.5	19.5	16-18.5	17.75-22.75	19	22																												
MM	648	584	1054	495	406-470	451-578	483	559																												

Ergonomic features:
A, B, C, D, E, H, L, M, N, Q, R, U

GLOBAL ACCORD



model 2670-2



model 2670-2



model 2671-4



model 2676-2


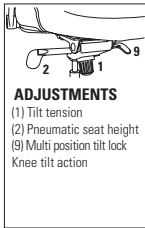


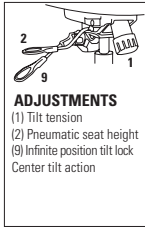

STANDARD FEATURES


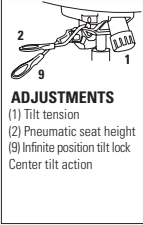

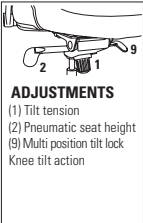


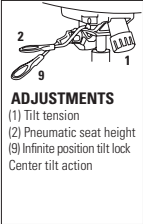


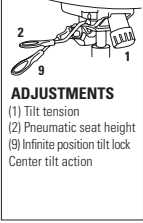

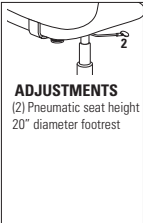

- Global Accord offers an elegant and refined design that features a sling back style that molds to and evenly supports the back and spine.
- Cast aluminum with a mirror finish accent the arms and base.
- Standard with soft, durable, self-skinned urethane (SSU) armcaps that are warm to the touch. Black only.
- All models are standard with a five prong, polished cast aluminum base with dual wheel carpet casters (C1).
- Standard with Global's high quality Soft Descent™ pneumatic lift which slowly and gently lowers the seat height of the chair making it easy to obtain the exact seat height you desire.
- Pedestal base models provide fixed location seating for use in auditoriums, classrooms, jury boxes, public venues and more. The base must be mounted to the floor (mounting hardware not included). See Pedestal Base Installation Guide on website for details.
- Mesh back models are available featuring a breathable mesh sling style back in 24 brilliant Vue colors: Sandy Beach (VU10), Desert Sand (VU11), Orange Sunset (VU12), Chocolate Fountain (VU13), Arctic Blue (VU14), Quarry Grey (VU15), Tidal Wave (VU16), Ivy Moss (VU17), Red Rose (VU18), Coal Black (VU19), White (VU20), Lime (VU21), Chartreuse (VU23), Pool Blue (VU26), Sky (VU28), Primary Blue (VU32), Tangerine (VU34), Paprika (VU37), Grain (VU40), Yellow (VU43), Silver Grey (VU55), Silver (VU63), Hot Pink (VU65) and Red Mittens (VU70). Please specify.
- Upholstery options (upholstered back models): fabric, vinyl or leather. Vinyl and leather models may feature stitch detail across the seat and/or back cushions, if applicable.


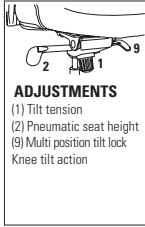


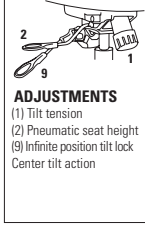


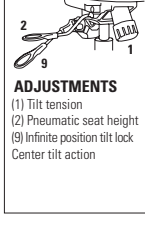

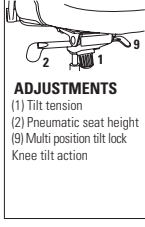


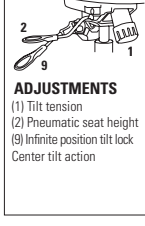

OPTIONAL FEATURES

- There are no arm options for this series.
- Optional Black plastic base (B5B) with aluminum arms combination. No upcharge.
- Seat available in memory foam, please specify (MF). Add \$106.
- For hard surface flooring casters, please specify (C9R). Add \$21.
- For additional caster options, please refer to the Arm and Caster section (page 352). *Optional casters may be priced higher than the standard casters for your chair and the difference will not be credited.*
- Pedestal base models have Black bases with 2" height adjustable cylinders, please specify: (SH) Swivel, auto return to max height. No upcharge. (SN) Non-swivel, auto return to max height. Add \$16. (SC) Swivel, auto return to center and return to max height. Add \$26.



DESCRIPTION	FEATURES	MODEL #	STANDARD TEXTILE GRADES														
			1	2	3	4	5	6	7	8	9	10	11	12			
 <p>HB Knee-Tilter - Upholstered Back COM: 2 YD 1.83 M Unit weight: 41 LB 18.6 KG Carton weight: 46 LB 20.87 KG Carton volume: 13 FT³ 0.36 MT³</p>	 <p>ADJUSTMENTS (1) Tilt tension (2) Pneumatic seat height (9) Multi position tilt lock Knee tilt action</p>	<p>Ergonomic features: A, B, C, J, M, N, U</p>	2670-2	1185	1249	1303	1365	1467	1561	1655	1737	1839	1935	2065	2249		
			OVERALL DIMENSIONS			SEAT DIMENSIONS			BACK DIMENSIONS								
			W	D	H	W	D	H	W	H							
			IN 25	25	44	20	19	18-22	18.5	23							
MM 635	635	1118	508	483	457-559	470	584										
			RTA 1		1 per carton												
 <p>HB Tilter - Upholstered Back COM: 2 YD 1.83 M Unit weight: 38 LB 17.3 KG Carton weight: 43 LB 19.5 KG Carton volume: 10.75 FT³ 0.3 MT³</p>	 <p>ADJUSTMENTS (1) Tilt tension (2) Pneumatic seat height (9) Infinite position tilt lock Center tilt action</p>	<p>Ergonomic features: A, B, C, M, N, S, U</p>	2670-4	1027	1091	1145	1207	1309	1403	1497	1579	1681	1777	1907	2091		
			OVERALL DIMENSIONS			SEAT DIMENSIONS			BACK DIMENSIONS								
			W	D	H	W	D	H	W	H							
			IN 25	25	42.5	20	19	17-21	18.5	23							
MM 635	635	1080	508	483	432-533	470	584										
			RTA 1		1 per carton												

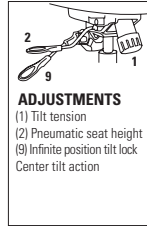
DESCRIPTION	FEATURES	MODEL #	STANDARD TEXTILE GRADES													
			1	2	3	4	5	6	7	8	9	10	11	12		
 <p>HB Tilter - Upholstered Back Pedestal Base COM: 2 YD 1.83 M Unit weight: 39 LB 17.7 KG Carton weight: 47 LB 21.32 KG Carton volume: 10.75 FT³ 0.3 MT³</p>	 <p>ADJUSTMENTS (1) Tilt tension (2) Pneumatic seat height (9) Infinite position tilt lock Center tilt action</p>	2670-4PB	1256	1320	1374	1436	1538	1632	1726	1808	1910	2006	2136	2320		
		OVERALL DIMENSIONS			SEAT DIMENSIONS			BACK DIMENSIONS								
		W	D	H	W	D	H	W	H							
		IN 25 MM 635	25 635	41 1041	20 508	19 483	16.5-18.5 419-470	18.5 470	23 584							
			RTA 1	1 per carton												
 <p>MB Knee-Tilter - Upholstered Back COM: 1.75 YD 1.6 M Unit weight: 38 LB 17.3 KG Carton weight: 43 LB 19.5 KG Carton volume: 10.75 FT³ 0.3 MT³</p>	 <p>ADJUSTMENTS (1) Tilt tension (2) Pneumatic seat height (9) Multi position tilt lock Knee tilt action</p>	2671-2	1147	1203	1250	1305	1394	1476	1558	1630	1719	1803	1917	2078		
		OVERALL DIMENSIONS			SEAT DIMENSIONS			BACK DIMENSIONS								
		W	D	H	W	D	H	W	H							
		IN 25 MM 635	25 635	38.5 978	20 508	19 483	18-22 457-559	18.5 470	18 457							
			RTA 1		1 per carton											
 <p>MB Tilter - Upholstered Back COM: 1.75 YD 1.6 M Unit weight: 35 LB 15.9 KG Carton weight: 40 LB 18.14 KG Carton volume: 10.75 FT³ 0.3 MT³</p>	 <p>ADJUSTMENTS (1) Tilt tension (2) Pneumatic seat height (9) Infinite position tilt lock Center tilt action</p>	2671-4	988	1044	1091	1146	1235	1317	1399	1471	1560	1644	1758	1919		
		OVERALL DIMENSIONS			SEAT DIMENSIONS			BACK DIMENSIONS								
		W	D	H	W	D	H	W	H							
		IN 25 MM 635	25 635	37 940	20 508	19 483	17-21 432-533	18.5 470	18 457							
			RTA 1		1 per carton											
 <p>MB Tilter - Upholstered Back Pedestal Base COM: 1.75 YD 1.6 M Unit weight: 36 LB 16.4 KG Carton weight: 44 LB 19.96 KG Carton volume: 10.75 FT³ 0.3 MT³</p>	 <p>ADJUSTMENTS (1) Tilt tension (2) Pneumatic seat height (9) Infinite position tilt lock Center tilt action</p>	2671-4PB	1218	1274	1321	1376	1465	1547	1629	1701	1790	1874	1988	2149		
		OVERALL DIMENSIONS			SEAT DIMENSIONS			BACK DIMENSIONS								
		W	D	H	W	D	H	W	H							
		IN 25 MM 635	25 635	36 914	20 508	19 483	16.5-18.5 419-470	18.5 470	18 457							
			RTA 1	1 per carton												
 <p>MB Stool - Upholstered Back COM: 1.75 YD 1.6 M Unit weight: 44 LB 20 KG Carton weight: 48 LB 21.77 KG Carton volume: 10.75 FT³ 0.3 MT³</p>	 <p>ADJUSTMENTS (2) Pneumatic seat height 20" diameter footrest</p>	2672-6	1177	1233	1280	1335	1424	1506	1588	1660	1749	1833	1947	2108		
		OVERALL DIMENSIONS			SEAT DIMENSIONS			BACK DIMENSIONS								
		W	D	H	W	D	H	W	H							
		IN 25 MM 635	26 660	46.5 1181	20 508	19 483	22.75-32.75 578-832	18.5 470	18 457							
			RTA 1		1 per carton											

DESCRIPTION	FEATURES	MODEL #	STANDARD TEXTILE GRADES																																												
			1	2	3	4	5	6	7	8	9	10	11	12																																	
 <p>Mesh HB Knee-Tilter COM: 1 YD 0.91 M Unit weight: 41 LB 18.6 KG Carton weight: 46 LB 20.87 KG Carton volume: 13 FT³ 0.36 MT³</p>	 <p>ADJUSTMENTS (1) Tilt tension (2) Pneumatic seat height (9) Multi position tilt lock Knee tilt action</p>	<p>Ergonomic features: A, B, C, J, M, N, U</p>	<table border="1"> <thead> <tr> <th colspan="3">OVERALL DIMENSIONS</th> <th colspan="3">SEAT DIMENSIONS</th> <th colspan="3">BACK DIMENSIONS</th> </tr> <tr> <th>W</th><th>D</th><th>H</th> <th>W</th><th>D</th><th>H</th> <th>W</th><th>H</th> </tr> </thead> <tbody> <tr> <td>IN 25</td><td>25</td><td>44</td> <td>20</td><td>19</td><td>18-22</td> <td>18.5</td><td>23</td> </tr> <tr> <td>MM 635</td><td>635</td><td>1118</td> <td>508</td><td>483</td><td>457-559</td> <td>470</td><td>584</td> </tr> </tbody> </table>												OVERALL DIMENSIONS			SEAT DIMENSIONS			BACK DIMENSIONS			W	D	H	W	D	H	W	H	IN 25	25	44	20	19	18-22	18.5	23	MM 635	635	1118	508	483	457-559	470	584
			OVERALL DIMENSIONS			SEAT DIMENSIONS			BACK DIMENSIONS																																						
			W	D	H	W	D	H	W	H																																					
			IN 25	25	44	20	19	18-22	18.5	23																																					
MM 635	635	1118	508	483	457-559	470	584																																								
<p>RTA 1  1 per carton</p>																																															
<table border="1"> <thead> <tr> <th>1</th><th>2</th><th>3</th><th>4</th><th>5</th><th>6</th><th>7</th><th>8</th><th>9</th><th>10</th><th>11</th><th>12</th> </tr> </thead> <tbody> <tr> <td>2676-2</td><td>1322</td><td>1354</td><td>1381</td><td>1412</td><td>1463</td><td>1510</td><td>1557</td><td>1598</td><td>1649</td><td>1697</td><td>1762</td><td>1854</td> </tr> </tbody> </table>												1	2	3	4	5	6	7	8	9	10	11	12	2676-2	1322	1354	1381	1412	1463	1510	1557	1598	1649	1697	1762	1854											
1	2	3	4	5	6	7	8	9	10	11	12																																				
2676-2	1322	1354	1381	1412	1463	1510	1557	1598	1649	1697	1762	1854																																			
 <p>Mesh HB Tilter COM: 1 YD 0.91 M Unit weight: 38 LB 17.3 KG Carton weight: 43 LB 19.5 KG Carton volume: 10.75 FT³ 0.3 MT³</p>	 <p>ADJUSTMENTS (1) Tilt tension (2) Pneumatic seat height (9) Infinite position tilt lock Center tilt action</p>	<p>Ergonomic features: A, B, C, M, N, S, U</p>	<table border="1"> <thead> <tr> <th colspan="3">OVERALL DIMENSIONS</th> <th colspan="3">SEAT DIMENSIONS</th> <th colspan="3">BACK DIMENSIONS</th> </tr> <tr> <th>W</th><th>D</th><th>H</th> <th>W</th><th>D</th><th>H</th> <th>W</th><th>H</th> </tr> </thead> <tbody> <tr> <td>IN 25</td><td>25</td><td>42.5</td> <td>20</td><td>19</td><td>17-21</td> <td>18.5</td><td>23</td> </tr> <tr> <td>MM 635</td><td>635</td><td>1080</td> <td>508</td><td>483</td><td>432-533</td> <td>470</td><td>584</td> </tr> </tbody> </table>												OVERALL DIMENSIONS			SEAT DIMENSIONS			BACK DIMENSIONS			W	D	H	W	D	H	W	H	IN 25	25	42.5	20	19	17-21	18.5	23	MM 635	635	1080	508	483	432-533	470	584
			OVERALL DIMENSIONS			SEAT DIMENSIONS			BACK DIMENSIONS																																						
			W	D	H	W	D	H	W	H																																					
			IN 25	25	42.5	20	19	17-21	18.5	23																																					
MM 635	635	1080	508	483	432-533	470	584																																								
<p>RTA 1  1 per carton</p>																																															
<table border="1"> <thead> <tr> <th>1</th><th>2</th><th>3</th><th>4</th><th>5</th><th>6</th><th>7</th><th>8</th><th>9</th><th>10</th><th>11</th><th>12</th> </tr> </thead> <tbody> <tr> <td>2676-4</td><td>1164</td><td>1196</td><td>1223</td><td>1254</td><td>1305</td><td>1352</td><td>1399</td><td>1440</td><td>1491</td><td>1539</td><td>1604</td><td>1696</td> </tr> </tbody> </table>												1	2	3	4	5	6	7	8	9	10	11	12	2676-4	1164	1196	1223	1254	1305	1352	1399	1440	1491	1539	1604	1696											
1	2	3	4	5	6	7	8	9	10	11	12																																				
2676-4	1164	1196	1223	1254	1305	1352	1399	1440	1491	1539	1604	1696																																			
 <p>Mesh HB Tilter Pedestal Base COM: 1 YD 0.91 M Unit weight: 39 LB 17.7 KG Carton weight: 47 LB 21.32 KG Carton volume: 10.75 FT³ 0.3 MT³</p>	 <p>ADJUSTMENTS (1) Tilt tension (2) Pneumatic seat height (9) Infinite position tilt lock Center tilt action</p>	<p>Ergonomic features: A, B, C, M, N, S</p>	<table border="1"> <thead> <tr> <th colspan="3">OVERALL DIMENSIONS</th> <th colspan="3">SEAT DIMENSIONS</th> <th colspan="3">BACK DIMENSIONS</th> </tr> <tr> <th>W</th><th>D</th><th>H</th> <th>W</th><th>D</th><th>H</th> <th>W</th><th>H</th> </tr> </thead> <tbody> <tr> <td>IN 25</td><td>25</td><td>41</td> <td>20</td><td>19</td><td>16.5-18.5</td> <td>18.5</td><td>23</td> </tr> <tr> <td>MM 635</td><td>635</td><td>1041</td> <td>508</td><td>483</td><td>419-470</td> <td>470</td><td>584</td> </tr> </tbody> </table>												OVERALL DIMENSIONS			SEAT DIMENSIONS			BACK DIMENSIONS			W	D	H	W	D	H	W	H	IN 25	25	41	20	19	16.5-18.5	18.5	23	MM 635	635	1041	508	483	419-470	470	584
			OVERALL DIMENSIONS			SEAT DIMENSIONS			BACK DIMENSIONS																																						
			W	D	H	W	D	H	W	H																																					
			IN 25	25	41	20	19	16.5-18.5	18.5	23																																					
MM 635	635	1041	508	483	419-470	470	584																																								
<p>RTA 1 1 per carton</p>																																															
<table border="1"> <thead> <tr> <th>1</th><th>2</th><th>3</th><th>4</th><th>5</th><th>6</th><th>7</th><th>8</th><th>9</th><th>10</th><th>11</th><th>12</th> </tr> </thead> <tbody> <tr> <td>2676-4PB</td><td>1394</td><td>1426</td><td>1453</td><td>1484</td><td>1535</td><td>1582</td><td>1629</td><td>1670</td><td>1721</td><td>1769</td><td>1834</td><td>1926</td> </tr> </tbody> </table>												1	2	3	4	5	6	7	8	9	10	11	12	2676-4PB	1394	1426	1453	1484	1535	1582	1629	1670	1721	1769	1834	1926											
1	2	3	4	5	6	7	8	9	10	11	12																																				
2676-4PB	1394	1426	1453	1484	1535	1582	1629	1670	1721	1769	1834	1926																																			
 <p>Mesh MB Knee-Tilter COM: 1 YD 0.91 M Unit weight: 38 LB 17.3 KG Carton weight: 43 LB 19.5 KG Carton volume: 10.75 FT³ 0.3 MT³</p>	 <p>ADJUSTMENTS (1) Tilt tension (2) Pneumatic seat height (9) Multi position tilt lock Knee tilt action</p>	<p>Ergonomic features: A, B, C, J, M, N, U</p>	<table border="1"> <thead> <tr> <th colspan="3">OVERALL DIMENSIONS</th> <th colspan="3">SEAT DIMENSIONS</th> <th colspan="3">BACK DIMENSIONS</th> </tr> <tr> <th>W</th><th>D</th><th>H</th> <th>W</th><th>D</th><th>H</th> <th>W</th><th>H</th> </tr> </thead> <tbody> <tr> <td>IN 25</td><td>25</td><td>38.5</td> <td>20</td><td>19</td><td>18-22</td> <td>18.5</td><td>18</td> </tr> <tr> <td>MM 635</td><td>635</td><td>978</td> <td>508</td><td>483</td><td>457-559</td> <td>470</td><td>457</td> </tr> </tbody> </table>												OVERALL DIMENSIONS			SEAT DIMENSIONS			BACK DIMENSIONS			W	D	H	W	D	H	W	H	IN 25	25	38.5	20	19	18-22	18.5	18	MM 635	635	978	508	483	457-559	470	457
			OVERALL DIMENSIONS			SEAT DIMENSIONS			BACK DIMENSIONS																																						
			W	D	H	W	D	H	W	H																																					
			IN 25	25	38.5	20	19	18-22	18.5	18																																					
MM 635	635	978	508	483	457-559	470	457																																								
<p>RTA 1  1 per carton</p>																																															
<table border="1"> <thead> <tr> <th>1</th><th>2</th><th>3</th><th>4</th><th>5</th><th>6</th><th>7</th><th>8</th><th>9</th><th>10</th><th>11</th><th>12</th> </tr> </thead> <tbody> <tr> <td>2677-2</td><td>1269</td><td>1301</td><td>1328</td><td>1359</td><td>1410</td><td>1457</td><td>1504</td><td>1545</td><td>1596</td><td>1644</td><td>1709</td><td>1801</td> </tr> </tbody> </table>												1	2	3	4	5	6	7	8	9	10	11	12	2677-2	1269	1301	1328	1359	1410	1457	1504	1545	1596	1644	1709	1801											
1	2	3	4	5	6	7	8	9	10	11	12																																				
2677-2	1269	1301	1328	1359	1410	1457	1504	1545	1596	1644	1709	1801																																			
 <p>Mesh MB Tilter COM: 1 YD 0.91 M Unit weight: 35 LB 15.9 KG Carton weight: 40 LB 18.14 KG Carton volume: 10.75 FT³ 0.3 MT³</p>	 <p>ADJUSTMENTS (1) Tilt tension (2) Pneumatic seat height (9) Infinite position tilt lock Center tilt action</p>	<p>Ergonomic features: A, B, C, M, N, S, U</p>	<table border="1"> <thead> <tr> <th colspan="3">OVERALL DIMENSIONS</th> <th colspan="3">SEAT DIMENSIONS</th> <th colspan="3">BACK DIMENSIONS</th> </tr> <tr> <th>W</th><th>D</th><th>H</th> <th>W</th><th>D</th><th>H</th> <th>W</th><th>H</th> </tr> </thead> <tbody> <tr> <td>IN 25</td><td>25</td><td>37</td> <td>20</td><td>19</td><td>17-21</td> <td>18.5</td><td>18</td> </tr> <tr> <td>MM 635</td><td>635</td><td>940</td> <td>508</td><td>483</td><td>432-533</td> <td>470</td><td>457</td> </tr> </tbody> </table>												OVERALL DIMENSIONS			SEAT DIMENSIONS			BACK DIMENSIONS			W	D	H	W	D	H	W	H	IN 25	25	37	20	19	17-21	18.5	18	MM 635	635	940	508	483	432-533	470	457
			OVERALL DIMENSIONS			SEAT DIMENSIONS			BACK DIMENSIONS																																						
			W	D	H	W	D	H	W	H																																					
			IN 25	25	37	20	19	17-21	18.5	18																																					
MM 635	635	940	508	483	432-533	470	457																																								
<p>RTA 1  1 per carton</p>																																															
<table border="1"> <thead> <tr> <th>1</th><th>2</th><th>3</th><th>4</th><th>5</th><th>6</th><th>7</th><th>8</th><th>9</th><th>10</th><th>11</th><th>12</th> </tr> </thead> <tbody> <tr> <td>2677-4</td><td>1110</td><td>1142</td><td>1169</td><td>1200</td><td>1251</td><td>1298</td><td>1345</td><td>1386</td><td>1437</td><td>1485</td><td>1550</td><td>1642</td> </tr> </tbody> </table>												1	2	3	4	5	6	7	8	9	10	11	12	2677-4	1110	1142	1169	1200	1251	1298	1345	1386	1437	1485	1550	1642											
1	2	3	4	5	6	7	8	9	10	11	12																																				
2677-4	1110	1142	1169	1200	1251	1298	1345	1386	1437	1485	1550	1642																																			

DESCRIPTION FEATURES MODEL # STANDARD TEXTILE GRADES



Mesh MB Tilter Pedestal Base
 COM: 1 YD | 0.91 M
 Unit weight: 36 LB | 16.4 KG
 Carton weight: 44 LB | 19.96 KG
 Carton volume: 10.75 FT³ | 0.3 MT³



ADJUSTMENTS
 (1) Tilt tension
 (2) Pneumatic seat height
 (9) Infinite position tilt lock
 Center tilt action

Ergonomic features:
 A, B, C, M, N, S

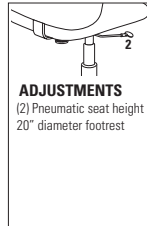
MODEL #	1	2	3	4	5	6	7	8	9	10	11	12
2677-4PB	1338	1370	1397	1428	1479	1526	1573	1614	1665	1713	1778	1870

	OVERALL DIMENSIONS			SEAT DIMENSIONS			BACK DIMENSIONS	
	W	D	H	W	D	H	W	H
IN	25	25	36	20	19	16.5-18.5	18.5	18
MM	635	635	914	508	483	419-470	470	457

RTA 1 1 per carton



Mesh MB Stool
 COM: 1 YD | 0.91 M
 Unit weight: 44 LB | 20 KG
 Carton weight: 48 LB | 21.77 KG
 Carton volume: 10.75 FT³ | 0.3 MT³



ADJUSTMENTS
 (2) Pneumatic seat height
 20" diameter footrest

Ergonomic features:
 C, M, N, U

MODEL #	1	2	3	4	5	6	7	8	9	10	11	12
2678-6	1297	1329	1356	1387	1438	1485	1532	1573	1624	1672	1737	1829

	OVERALL DIMENSIONS			SEAT DIMENSIONS			BACK DIMENSIONS	
	W	D	H	W	D	H	W	H
IN	25	26	47	20	19	23.5-33.5	18.5	18
MM	635	660	1194	508	483	597-851	470	457

RTA 1  1 per carton

GRANADA



model 3212 (3N)




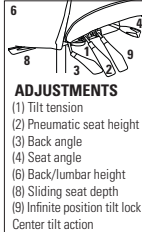

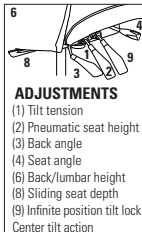

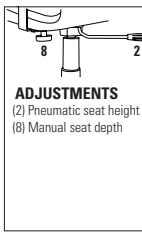
model 3217


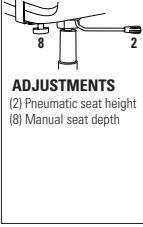


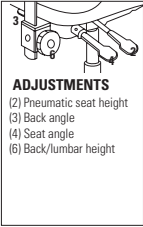


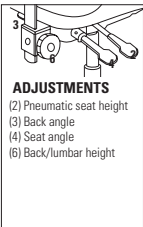


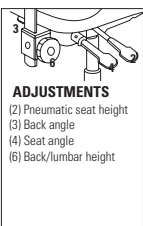

STANDARD FEATURES

- Features a sculpted back with pronounced lumbar support.
- Side activated sliding seat depth adjustment is standard on multi-tilters.
- Seat is standard with molded foam.
- Standard with height and width adjustable T-arms with curved urethane armcaps (3N) in Black only.
- Vari-Width (WA) width adjustable arm extensions are standard when chair is ordered with adjustable arms. Allows the arms to move away from the seat by 2" on each side to allow space if desired for broader hip widths.
- All models are standard with a five prong, injection molded, fiberglass reinforced nylon Black base with dual wheel carpet casters (C65).
- Base is available in Black only.
- All models (except stool models) are shipped partially KD.
- Stools are equipped with a 20" diameter, height adjustable Chrome footrest.
- Granada heavy duty models can be found under the Heavy Duty section (page 336).
- Upholstery options: fabric or vinyl only. When upholstered in vinyl, models may feature stitch detail across the seat and/or back cushions and additional wrinkling may occur around seat perimeter and outside back will be attached with decorative screws.

OPTIONAL FEATURES

- Optional abrasion resistant outer back fabric (polyester) is available. Resistant to impact damage. Available in Black only. Please specify (BKB). Add \$9.
- Available with back edge vinyl bumper guard option (EG). Add \$22.
- For hard surface flooring casters, please specify (C65R). Add \$21.
- For additional arm/caster options, please refer to the Arm and Caster section (page 352). *Optional casters may be priced higher than the standard casters for your chair and the difference will be charged. Lower priced optional casters will not be credited.*

DESCRIPTION	FEATURES	MODEL #	STANDARD TEXTILE GRADES														
			1	2	3	4	5	6	7	8	9	10	11	12			
 <p>LB Multi-Tilter Plain Back COM: 1.5 YD 1.37 M Unit weight: 48 LB 21.8 KG Carton weight: 57 LB 25.85 KG Carton volume: 10.5 FT³ 0.29 MT³</p>	 <p>ADJUSTMENTS (1) Tilt tension (2) Pneumatic seat height (3) Back angle (4) Seat angle (6) Back/lumbar height (8) Sliding seat depth (9) Infinite position tilt lock Center tilt action</p>	<p>Ergonomic features: A, B, C, D, E, F, G, H, M, N, Q, S</p>	3212	888	936	977	1023	1100	1170	1241	1302	1379	1451	1548	1686		
			OVERALL DIMENSIONS			SEAT DIMENSIONS			BACK DIMENSIONS								
			W	D	H	W	D	H	W	H							
			IN 26	24	40	20.5	17-19.5	17.5-21.5	19	17.5-21.5							
MM 660	610	1016	521	432-495	445-546	483	445-546										
			RTA 2	courier		1 per carton											
 <p>HB Multi-Tilter Plain Back COM: 1.75 YD 1.6 M Unit weight: 51 LB 23.2 KG Carton weight: 60 LB 27.22 KG Carton volume: 10.5 FT³ 0.29 MT³</p>	 <p>ADJUSTMENTS (1) Tilt tension (2) Pneumatic seat height (3) Back angle (4) Seat angle (6) Back/lumbar height (8) Sliding seat depth (9) Infinite position tilt lock Center tilt action</p>	<p>Ergonomic features: A, B, C, D, E, F, G, H, M, N, Q, S</p>	3217	926	982	1029	1084	1173	1255	1337	1409	1498	1582	1696	1857		
			OVERALL DIMENSIONS			SEAT DIMENSIONS			BACK DIMENSIONS								
			W	D	H	W	D	H	W	H							
			IN 26	24.5	43	20.5	17-19.5	17.5-21.5	19	21.5-25.5							
MM 660	622	1092	521	432-495	445-546	483	546-648										
			RTA 2	courier		1 per carton											
 <p>LB Task Armless Plain Back COM: 1.5 YD 1.37 M Unit weight: 28 LB 12.7 KG Carton weight: 32 LB 14.51 KG Carton volume: 10.5 FT³ 0.29 MT³</p>	 <p>ADJUSTMENTS (2) Pneumatic seat height (8) Manual seat depth</p>	<p>Ergonomic features: C, E, M, N</p>	3254	518	566	607	653	730	800	871	932	1009	1081	1178	1316		
			OVERALL DIMENSIONS			SEAT DIMENSIONS			BACK DIMENSIONS								
			W	D	H	W	D	H	W	H							
			IN 21	24	38	20.5	17.5-19	17-22	19	19							
MM 533	610	965	521	445-483	432-559	483	483										
			RTA 2	courier		1 per carton											

DESCRIPTION	FEATURES	MODEL #	STANDARD TEXTILE GRADES																	
			1	2	3	4	5	6	7	8	9	10	11	12						
 <p>LB Task w/Arm Plain Back COM: 1.5 YD 1.37 M Unit weight: 36 LB 16.4 KG Carton weight: 40 LB 18.14 KG Carton volume: 10.5 FT³ 0.29 MT³</p>	 <p>ADJUSTMENTS (2) Pneumatic seat height (8) Manual seat depth</p>	<p>Ergonomic features: C, E, H, M, N, Q</p>	<p>RTA 2</p>	<p> 1 per carton</p>	1	2	3	4	5	6	7	8	9	10	11	12				
					3255	639	687	728	774	851	921	992	1053	1130	1202	1299	1437			
					OVERALL DIMENSIONS			SEAT DIMENSIONS			BACK DIMENSIONS									
					W	D	H	W	D	H	W	H								
					IN 26 MM 660	24 610	38 965	20.5 521	17.5-19 445-483	17-22 432-559	19 483	19 483								
 <p>LB Operator w/Arms/Plain Back COM: 1.5 YD 1.37 M Unit weight: 42 LB 19.1 KG Carton weight: 46 LB 20.87 KG Carton volume: 10.5 FT³ 0.29 MT³</p>	 <p>ADJUSTMENTS (2) Pneumatic seat height (3) Back angle (4) Seat angle (6) Back/lumbar height</p>	<p>Ergonomic features: C, D, F, G, H, M, N, O, S</p>	<p>RTA 2</p>	<p> 1 per carton</p>	1	2	3	4	5	6	7	8	9	10	11	12				
					3275	848	896	937	983	1060	1130	1201	1262	1339	1411	1508	1646			
					OVERALL DIMENSIONS			SEAT DIMENSIONS			BACK DIMENSIONS									
					W	D	H	W	D	H	W	H								
					IN 26 MM 660	22.5 572	39 991	20.5 521	17.5 445	17-22 432-559	19 483	17.5-21.5 445-546								
 <p>Operator Stool Armless/Plain Back COM: 1.5 YD 1.37 M Unit weight: 39 LB 17.7 KG Carton weight: 43 LB 19.5 KG Carton volume: 10.5 FT³ 0.29 MT³</p>	 <p>ADJUSTMENTS (2) Pneumatic seat height (3) Back angle (4) Seat angle (6) Back/lumbar height</p>	<p>Ergonomic features: C, D, F, G, M, N</p>	<p>RTA 2</p>	<p> 1 per carton</p>	1	2	3	4	5	6	7	8	9	10	11	12				
					3278	958	1006	1047	1093	1170	1240	1311	1372	1449	1521	1618	1756			
					OVERALL DIMENSIONS			SEAT DIMENSIONS			BACK DIMENSIONS									
					W	D	H	W	D	H	W	H								
					IN 21 MM 533	23.5 597	48 1219	20.5 521	17.5 445	23.5-33.5 597-851	19 483	17.5-21.5 445-546								
 <p>Operator Stool w/Arms/Plain Back COM: 1.5 YD 1.37 M Unit weight: 47 LB 21.4 KG Carton weight: 51 LB 23.13 KG Carton volume: 10.5 FT³ 0.29 MT³</p>	 <p>ADJUSTMENTS (2) Pneumatic seat height (3) Back angle (4) Seat angle (6) Back/lumbar height</p>	<p>Ergonomic features: C, D, F, G, H, M, N, Q</p>	<p>RTA 2</p>	<p> 1 per carton</p>	1	2	3	4	5	6	7	8	9	10	11	12				
					3288	1077	1125	1166	1212	1289	1359	1430	1491	1568	1640	1737	1875			
					OVERALL DIMENSIONS			SEAT DIMENSIONS			BACK DIMENSIONS									
					W	D	H	W	D	H	W	H								
					IN 26 MM 660	23.5 597	48 1219	20.5 521	17.5 445	23.5-33.5 597-851	19 483	17.5-21.5 445-546								

GRANADA DELUXE



model 1170-3




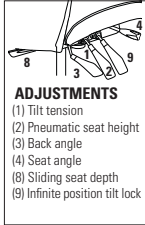

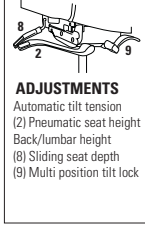

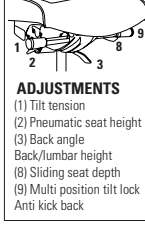

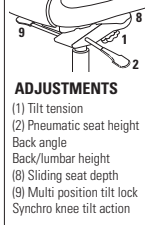
model 1171-3


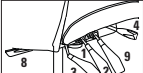


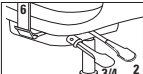


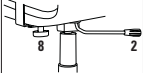


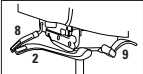


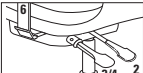

STANDARD FEATURES


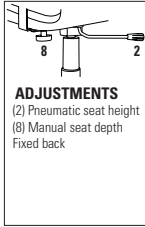






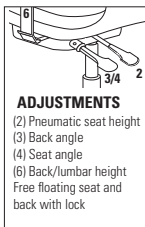


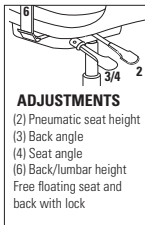

- Granada Deluxe offers dramatic seating comfort. Cushions are more contoured, featuring BioPlush earth friendly foam.
- Standard with height and width adjustable T-arms with teardrop shaped urethane armcaps (3B).
- Standard with soft, durable, self-skinned urethane (SSU) armcaps that are warm to the touch.
- All models (except armchair and side chair) are standard with a five prong, injection molded, fiberglass reinforced nylon Black spider base with dual wheel carpet casters (C65).
- Base and frame are standard in Black.
- Granada Deluxe heavy duty models can be found under the Heavy Duty section (page 336).
- Upholstery options: fabric, vinyl or leather. Vinyl and leather models may feature stitch detail across the seat and/or back cushions, if applicable.


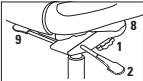


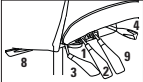


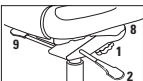


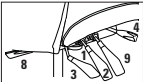

OPTIONAL FEATURES

- Seat depth adjustment is optional on model 1171-2, please specify (MDB). Add \$32.
- Optional abrasion resistant outer back fabric (polyester) is available. Resistant to impact damage. Available in Black only. Please specify (BKB). Add \$9.
- Available with back edge vinyl bumper guard option (EG). Add \$22.
- Polished aluminum base with Black end guards (B2) is available, please specify (ALU). Add \$131.
- For hard surface flooring casters, please specify (C65R). Add \$21.
- For additional arm/caster options, please refer to the Arm and Caster section (page 352). *Optional casters may be priced higher than the standard casters for your chair and the difference will be charged. Lower priced optional casters will not be credited.*

DESCRIPTION	FEATURES	MODEL #	STANDARD TEXTILE GRADES														
			1	2	3	4	5	6	7	8	9	10	11	12			
 <p>HB Multi-Tilter COM: 2 YD 1.83 M Unit weight: 56 LB 25.5 KG Carton weight: 65 LB 29.48 KG Carton volume: 10.5 FT³ 0.29 MT³</p>	 <p>ADJUSTMENTS (1) Tilt tension (2) Pneumatic seat height (3) Back angle (4) Seat angle (8) Sliding seat depth (9) Infinite position tilt lock</p>	<p>Ergonomic features: A, B, C, D, E, F, G, H, M, N, Q, S, U</p>	1170-3	929	993	1047	1109	1211	1305	1399	1481	1583	1679	1809	1993		
			OVERALL DIMENSIONS			SEAT DIMENSIONS			BACK DIMENSIONS								
			W	D	H	W	D	H	W	H							
			IN 26 MM 660	23.5 597	45 1143	21 533	18-21 457-533	16-20 406-508	20 508	23-28.25 584-718							
			RTA 2	courier	1 per carton												
 <p>HB Weight Sensing Synchro-Tilter COM: 2 YD 1.83 M Unit weight: 51 LB 23.2 KG Carton weight: 61 LB 27.67 KG Carton volume: 10.5 FT³ 0.29 MT³</p>	 <p>ADJUSTMENTS Automatic tilt tension (2) Pneumatic seat height Back/lumbar height (8) Sliding seat depth (9) Multi position tilt lock</p>	<p>Ergonomic features: A, B, C, D, E, H, L, M, N, Q, U</p>	1170-8	929	993	1047	1109	1211	1305	1399	1481	1583	1679	1809	1993		
			OVERALL DIMENSIONS			SEAT DIMENSIONS			BACK DIMENSIONS								
			W	D	H	W	D	H	W	H							
			IN 26 MM 660	23.5 597	44 1118	21 533	18-21 457-533	16.25-21.25 413-540	20 508	23-28.25 584-718							
			RTA 2	courier	1 per carton												
 <p>MB Synchro-Tilter w/Back Angle Adj. COM: 1.75 YD 1.6 M Unit weight: 50 LB 22.7 KG Carton weight: 60 LB 27.22 KG Carton volume: 10.5 FT³ 0.29 MT³</p>	 <p>ADJUSTMENTS (1) Tilt tension (2) Pneumatic seat height (3) Back angle Back/lumbar height (8) Sliding seat depth (9) Multi position tilt lock Anti kick back</p>	<p>Ergonomic features: A, B, C, D, E, G, H, L, M, N, Q, U</p>	1171-0	888	944	991	1046	1135	1217	1299	1371	1460	1544	1658	1819		
			OVERALL DIMENSIONS			SEAT DIMENSIONS			BACK DIMENSIONS								
			W	D	H	W	D	H	W	H							
			IN 26 MM 660	23.5 597	43 1092	21 533	18-21 457-533	17.25-21.25 438-540	20 508	20-25.25 508-641							
			RTA 2	courier	1 per carton												
 <p>MB Synchro Knee-Tilter COM: 1.75 YD 1.6 M Unit weight: 52 LB 23.6 KG Carton weight: 61 LB 27.67 KG Carton volume: 10.5 FT³ 0.29 MT³</p>	 <p>ADJUSTMENTS (1) Tilt tension (2) Pneumatic seat height Back angle Back/lumbar height (8) Sliding seat depth (9) Multi position tilt lock Synchro knee tilt action</p>	<p>Ergonomic features: A, B, C, D, G, H, J, L, M, N, Q, U</p>	1171-2	1030	1086	1133	1188	1277	1359	1441	1513	1602	1686	1800	1961		
			OVERALL DIMENSIONS			SEAT DIMENSIONS			BACK DIMENSIONS								
			W	D	H	W	D	H	W	H							
			IN 26 MM 660	23.5 597	42.5 1080	21 533	18-20.5 457-521	16.5-20.5 419-521	20 508	20-25.25 508-641							
			RTA 2	courier	1 per carton												

DESCRIPTION	FEATURES	MODEL #	STANDARD TEXTILE GRADES																																												
			1	2	3	4	5	6	7	8	9	10	11	12																																	
 <p>MB Multi-Tilter COM: 1.75 YD 1.6 M Unit weight: 52 LB 23.6 KG Carton weight: 61 LB 27.67 KG Carton volume: 10.5 FT³ 0.29 MT³</p>	 <p>ADJUSTMENTS (1) Tilt tension (2) Pneumatic seat height (3) Back angle (4) Seat angle (8) Sliding seat depth (9) Infinite position tilt lock</p>	<p>Ergonomic features: A, B, C, D, E, F, G, H, M, N, Q, S, U</p>	<table border="1"> <tr> <th colspan="3">OVERALL DIMENSIONS</th> <th colspan="3">SEAT DIMENSIONS</th> <th colspan="3">BACK DIMENSIONS</th> </tr> <tr> <th>W</th><th>D</th><th>H</th> <th>W</th><th>D</th><th>H</th> <th>W</th><th>H</th> </tr> <tr> <td>IN 26</td><td>23.5</td><td>42</td> <td>21</td><td>18-21</td><td>16-20</td> <td>20</td><td>20-25.25</td> </tr> <tr> <td>MM 660</td><td>597</td><td>1067</td> <td>533</td><td>457-533</td><td>406-508</td> <td>508</td><td>508-641</td> </tr> </table>												OVERALL DIMENSIONS			SEAT DIMENSIONS			BACK DIMENSIONS			W	D	H	W	D	H	W	H	IN 26	23.5	42	21	18-21	16-20	20	20-25.25	MM 660	597	1067	533	457-533	406-508	508	508-641
			OVERALL DIMENSIONS			SEAT DIMENSIONS			BACK DIMENSIONS																																						
			W	D	H	W	D	H	W	H																																					
			IN 26	23.5	42	21	18-21	16-20	20	20-25.25																																					
MM 660	597	1067	533	457-533	406-508	508	508-641																																								
<p>RTA 2  1 per carton</p>																																															
 <p>MB Operator COM: 1.75 YD 1.6 M Unit weight: 45 LB 20.5 KG Carton weight: 54 LB 24.49 KG Carton volume: 10.5 FT³ 0.29 MT³</p>	 <p>ADJUSTMENTS (2) Pneumatic seat height (3) Back angle (4) Seat angle (6) Back/lumbar height Free floating seat and back with lock</p>	<p>Ergonomic features: C, D, F, G, H, M, N, Q, S, U</p>	<table border="1"> <tr> <th colspan="3">OVERALL DIMENSIONS</th> <th colspan="3">SEAT DIMENSIONS</th> <th colspan="3">BACK DIMENSIONS</th> </tr> <tr> <th>W</th><th>D</th><th>H</th> <th>W</th><th>D</th><th>H</th> <th>W</th><th>H</th> </tr> <tr> <td>IN 26</td><td>23.5</td><td>39</td> <td>21</td><td>18</td><td>16.5-20.5</td> <td>20</td><td>19-24.25</td> </tr> <tr> <td>MM 660</td><td>597</td><td>991</td> <td>533</td><td>457</td><td>419-521</td> <td>508</td><td>483-616</td> </tr> </table>												OVERALL DIMENSIONS			SEAT DIMENSIONS			BACK DIMENSIONS			W	D	H	W	D	H	W	H	IN 26	23.5	39	21	18	16.5-20.5	20	19-24.25	MM 660	597	991	533	457	419-521	508	483-616
			OVERALL DIMENSIONS			SEAT DIMENSIONS			BACK DIMENSIONS																																						
			W	D	H	W	D	H	W	H																																					
			IN 26	23.5	39	21	18	16.5-20.5	20	19-24.25																																					
MM 660	597	991	533	457	419-521	508	483-616																																								
<p>RTA 2  1 per carton</p>																																															
 <p>MB Task COM: 1.75 YD 1.6 M Unit weight: 40 LB 18.2 KG Carton weight: 49 LB 22.23 KG Carton volume: 10.5 FT³ 0.29 MT³</p>	 <p>ADJUSTMENTS (2) Pneumatic seat height (8) Manual seat depth Fixed back</p>	<p>Ergonomic features: C, E, H, M, N, Q, U</p>	<table border="1"> <tr> <th colspan="3">OVERALL DIMENSIONS</th> <th colspan="3">SEAT DIMENSIONS</th> <th colspan="3">BACK DIMENSIONS</th> </tr> <tr> <th>W</th><th>D</th><th>H</th> <th>W</th><th>D</th><th>H</th> <th>W</th><th>H</th> </tr> <tr> <td>IN 26</td><td>23.5</td><td>38</td> <td>21</td><td>17-18</td><td>16-21</td> <td>20</td><td>19</td> </tr> <tr> <td>MM 660</td><td>597</td><td>965</td> <td>533</td><td>432-457</td><td>406-533</td> <td>508</td><td>483</td> </tr> </table>												OVERALL DIMENSIONS			SEAT DIMENSIONS			BACK DIMENSIONS			W	D	H	W	D	H	W	H	IN 26	23.5	38	21	17-18	16-21	20	19	MM 660	597	965	533	432-457	406-533	508	483
			OVERALL DIMENSIONS			SEAT DIMENSIONS			BACK DIMENSIONS																																						
			W	D	H	W	D	H	W	H																																					
			IN 26	23.5	38	21	17-18	16-21	20	19																																					
MM 660	597	965	533	432-457	406-533	508	483																																								
<p>RTA 2  1 per carton</p>																																															
 <p>MB Weight Sensing Synchro-Tilter COM: 1.75 YD 1.6 M Unit weight: 47 LB 21.4 KG Carton weight: 57 LB 25.85 KG Carton volume: 10.5 FT³ 0.29 MT³</p>	 <p>ADJUSTMENTS Automatic tilt tension (2) Pneumatic seat height Back/lumbar height (8) Sliding seat depth (9) Multi position tilt lock</p>	<p>Ergonomic features: A, B, C, D, E, H, L, M, N, Q, U</p>	<table border="1"> <tr> <th colspan="3">OVERALL DIMENSIONS</th> <th colspan="3">SEAT DIMENSIONS</th> <th colspan="3">BACK DIMENSIONS</th> </tr> <tr> <th>W</th><th>D</th><th>H</th> <th>W</th><th>D</th><th>H</th> <th>W</th><th>H</th> </tr> <tr> <td>IN 26</td><td>23.5</td><td>41</td> <td>21</td><td>18-21</td><td>16.25-21.25</td> <td>20</td><td>20-25.25</td> </tr> <tr> <td>MM 660</td><td>597</td><td>1041</td> <td>533</td><td>457-533</td><td>413-540</td> <td>508</td><td>508-641</td> </tr> </table>												OVERALL DIMENSIONS			SEAT DIMENSIONS			BACK DIMENSIONS			W	D	H	W	D	H	W	H	IN 26	23.5	41	21	18-21	16.25-21.25	20	20-25.25	MM 660	597	1041	533	457-533	413-540	508	508-641
			OVERALL DIMENSIONS			SEAT DIMENSIONS			BACK DIMENSIONS																																						
			W	D	H	W	D	H	W	H																																					
			IN 26	23.5	41	21	18-21	16.25-21.25	20	20-25.25																																					
MM 660	597	1041	533	457-533	413-540	508	508-641																																								
<p>RTA 2  1 per carton</p>																																															
 <p>MB Operator Armless COM: 1.75 YD 1.6 M Unit weight: 40 LB 18.2 KG Carton weight: 49 LB 22.23 KG Carton volume: 10.5 FT³ 0.29 MT³</p>	 <p>ADJUSTMENTS (2) Pneumatic seat height (3) Back angle (4) Seat angle (6) Back/lumbar height Free floating seat and back with lock</p>	<p>Ergonomic features: C, D, F, G, M, N, Q, S, U</p>	<table border="1"> <tr> <th colspan="3">OVERALL DIMENSIONS</th> <th colspan="3">SEAT DIMENSIONS</th> <th colspan="3">BACK DIMENSIONS</th> </tr> <tr> <th>W</th><th>D</th><th>H</th> <th>W</th><th>D</th><th>H</th> <th>W</th><th>H</th> </tr> <tr> <td>IN 21</td><td>23.5</td><td>39</td> <td>21</td><td>18</td><td>16.5-20.5</td> <td>20</td><td>19-24.25</td> </tr> <tr> <td>MM 533</td><td>597</td><td>991</td> <td>533</td><td>457</td><td>419-521</td> <td>508</td><td>483-616</td> </tr> </table>												OVERALL DIMENSIONS			SEAT DIMENSIONS			BACK DIMENSIONS			W	D	H	W	D	H	W	H	IN 21	23.5	39	21	18	16.5-20.5	20	19-24.25	MM 533	597	991	533	457	419-521	508	483-616
			OVERALL DIMENSIONS			SEAT DIMENSIONS			BACK DIMENSIONS																																						
			W	D	H	W	D	H	W	H																																					
			IN 21	23.5	39	21	18	16.5-20.5	20	19-24.25																																					
MM 533	597	991	533	457	419-521	508	483-616																																								
<p>RTA 2  1 per carton</p>																																															

DESCRIPTION	FEATURES	MODEL #	STANDARD TEXTILE GRADES																																			
			1	2	3	4	5	6	7	8	9	10	11	12																								
 <p>MB Task Armless COM: 1.75 YD 1.6 M Unit weight: 35 LB 15.9 KG Carton weight: 44 LB 19.96 KG Carton volume: 10.5 FT³ 0.29 MT³</p>	 <p>ADJUSTMENTS (2) Pneumatic seat height (8) Manual seat depth Fixed back</p>	<p>Ergonomic features: C, E, H, M, N, Q, U</p>	<table border="1"> <tr> <th colspan="12">1172-6</th> </tr> <tr> <td>518</td><td>574</td><td>621</td><td>676</td><td>765</td><td>847</td><td>929</td><td>1001</td><td>1090</td><td>1174</td><td>1288</td><td>1449</td> </tr> </table>												1172-6												518	574	621	676	765	847	929	1001	1090	1174	1288	1449
			1172-6																																			
			518	574	621	676	765	847	929	1001	1090	1174	1288	1449																								
			<p>OVERALL DIMENSIONS</p> <table border="1"> <tr> <th>W</th><th>D</th><th>H</th> </tr> <tr> <td>IN 21</td><td>23.5</td><td>38</td> </tr> <tr> <td>MM 533</td><td>597</td><td>965</td> </tr> </table>			W	D	H	IN 21	23.5	38	MM 533	597	965	<p>SEAT DIMENSIONS</p> <table border="1"> <tr> <th>W</th><th>D</th><th>H</th> </tr> <tr> <td>21</td><td>17-18</td><td>16-21</td> </tr> <tr> <td>533</td><td>432-457</td><td>406-533</td> </tr> </table>			W	D	H	21	17-18	16-21	533	432-457	406-533	<p>BACK DIMENSIONS</p> <table border="1"> <tr> <th>W</th><th>H</th> </tr> <tr> <td>20</td><td>19</td> </tr> <tr> <td>508</td><td>483</td> </tr> </table>						W	H	20	19	508	483
W	D	H																																				
IN 21	23.5	38																																				
MM 533	597	965																																				
W	D	H																																				
21	17-18	16-21																																				
533	432-457	406-533																																				
W	H																																					
20	19																																					
508	483																																					
<p>RTA 2  1 per carton</p>																																						
 <p>Side Chair COM: 1.75 YD 1.6 M Unit weight: 30 LB 13.6 KG Carton weight: 35 LB 15.88 KG Carton volume: 10 FT³ 0.28 MT³</p>	<p>Cantilever sled base.</p>	<p>Ergonomic features: M, N</p>	<table border="1"> <tr> <th colspan="12">1174</th> </tr> <tr> <td>459</td><td>515</td><td>562</td><td>617</td><td>706</td><td>788</td><td>870</td><td>942</td><td>1031</td><td>1115</td><td>1229</td><td>1390</td> </tr> </table>												1174												459	515	562	617	706	788	870	942	1031	1115	1229	1390
			1174																																			
			459	515	562	617	706	788	870	942	1031	1115	1229	1390																								
			<p>OVERALL DIMENSIONS</p> <table border="1"> <tr> <th>W</th><th>D</th><th>H</th> </tr> <tr> <td>IN 21</td><td>24</td><td>38</td> </tr> <tr> <td>MM 533</td><td>610</td><td>965</td> </tr> </table>			W	D	H	IN 21	24	38	MM 533	610	965	<p>SEAT DIMENSIONS</p> <table border="1"> <tr> <th>W</th><th>D</th><th>H</th> </tr> <tr> <td>21</td><td>18</td><td>18</td> </tr> <tr> <td>533</td><td>457</td><td>457</td> </tr> </table>			W	D	H	21	18	18	533	457	457	<p>BACK DIMENSIONS</p> <table border="1"> <tr> <th>W</th><th>H</th> </tr> <tr> <td>20</td><td>20.5</td> </tr> <tr> <td>508</td><td>521</td> </tr> </table>						W	H	20	20.5	508	521
W	D	H																																				
IN 21	24	38																																				
MM 533	610	965																																				
W	D	H																																				
21	18	18																																				
533	457	457																																				
W	H																																					
20	20.5																																					
508	521																																					
<p>RTA 2  1 per carton</p>																																						
 <p>Armchair COM: 1.75 YD 1.6 M Unit weight: 35 LB 15.9 KG Carton weight: 42 LB 19.05 KG Carton volume: 13 FT³ 0.36 MT³</p>	<p>Cantilever sled base.</p>	<p>Ergonomic features: M, N</p>	<table border="1"> <tr> <th colspan="12">1175</th> </tr> <tr> <td>586</td><td>642</td><td>689</td><td>744</td><td>833</td><td>915</td><td>997</td><td>1069</td><td>1158</td><td>1242</td><td>1356</td><td>1517</td> </tr> </table>												1175												586	642	689	744	833	915	997	1069	1158	1242	1356	1517
			1175																																			
			586	642	689	744	833	915	997	1069	1158	1242	1356	1517																								
			<p>OVERALL DIMENSIONS</p> <table border="1"> <tr> <th>W</th><th>D</th><th>H</th> </tr> <tr> <td>IN 26.25</td><td>24</td><td>38</td> </tr> <tr> <td>MM 667</td><td>610</td><td>965</td> </tr> </table>			W	D	H	IN 26.25	24	38	MM 667	610	965	<p>SEAT DIMENSIONS</p> <table border="1"> <tr> <th>W</th><th>D</th><th>H</th> </tr> <tr> <td>21</td><td>18</td><td>18</td> </tr> <tr> <td>533</td><td>457</td><td>457</td> </tr> </table>			W	D	H	21	18	18	533	457	457	<p>BACK DIMENSIONS</p> <table border="1"> <tr> <th>W</th><th>H</th> </tr> <tr> <td>20</td><td>20.5</td> </tr> <tr> <td>508</td><td>521</td> </tr> </table>						W	H	20	20.5	508	521
W	D	H																																				
IN 26.25	24	38																																				
MM 667	610	965																																				
W	D	H																																				
21	18	18																																				
533	457	457																																				
W	H																																					
20	20.5																																					
508	521																																					
<p>RTA 2  1 per carton</p>																																						
 <p>Operator Stool Armless COM: 1.75 YD 1.6 M Unit weight: 43 LB 19.5 KG Carton weight: 52 LB 23.59 KG Carton volume: 10.5 FT³ 0.29 MT³</p>	 <p>ADJUSTMENTS (2) Pneumatic seat height (3) Back angle (4) Seat angle (6) Back/lumbar height Free floating seat and back with lock</p>	<p>Ergonomic features: C, D, F, G, M, N, S, U</p>	<table border="1"> <tr> <th colspan="12">1177-5</th> </tr> <tr> <td>958</td><td>1014</td><td>1061</td><td>1116</td><td>1205</td><td>1287</td><td>1369</td><td>1441</td><td>1530</td><td>1614</td><td>1728</td><td>1889</td> </tr> </table>												1177-5												958	1014	1061	1116	1205	1287	1369	1441	1530	1614	1728	1889
			1177-5																																			
			958	1014	1061	1116	1205	1287	1369	1441	1530	1614	1728	1889																								
			<p>OVERALL DIMENSIONS</p> <table border="1"> <tr> <th>W</th><th>D</th><th>H</th> </tr> <tr> <td>IN 21</td><td>23.5</td><td>48</td> </tr> <tr> <td>MM 533</td><td>597</td><td>1219</td> </tr> </table>			W	D	H	IN 21	23.5	48	MM 533	597	1219	<p>SEAT DIMENSIONS</p> <table border="1"> <tr> <th>W</th><th>D</th><th>H</th> </tr> <tr> <td>21</td><td>18</td><td>23.5-33.5</td> </tr> <tr> <td>533</td><td>457</td><td>597-851</td> </tr> </table>			W	D	H	21	18	23.5-33.5	533	457	597-851	<p>BACK DIMENSIONS</p> <table border="1"> <tr> <th>W</th><th>H</th> </tr> <tr> <td>20</td><td>19-24.25</td> </tr> <tr> <td>508</td><td>483-616</td> </tr> </table>						W	H	20	19-24.25	508	483-616
W	D	H																																				
IN 21	23.5	48																																				
MM 533	597	1219																																				
W	D	H																																				
21	18	23.5-33.5																																				
533	457	597-851																																				
W	H																																					
20	19-24.25																																					
508	483-616																																					
<p>RTA 2  1 per carton</p>																																						
 <p>Operator Stool w/Arms COM: 1.75 YD 1.6 M Unit weight: 48 LB 21.8 KG Carton weight: 57 LB 25.85 KG Carton volume: 10.5 FT³ 0.29 MT³</p>	 <p>ADJUSTMENTS (2) Pneumatic seat height (3) Back angle (4) Seat angle (6) Back/lumbar height Free floating seat and back with lock</p>	<p>Ergonomic features: C, D, F, G, M, N, Q, S, U</p>	<table border="1"> <tr> <th colspan="12">1178-5</th> </tr> <tr> <td>1077</td><td>1133</td><td>1180</td><td>1235</td><td>1324</td><td>1406</td><td>1488</td><td>1560</td><td>1649</td><td>1733</td><td>1847</td><td>2008</td> </tr> </table>												1178-5												1077	1133	1180	1235	1324	1406	1488	1560	1649	1733	1847	2008
			1178-5																																			
			1077	1133	1180	1235	1324	1406	1488	1560	1649	1733	1847	2008																								
			<p>OVERALL DIMENSIONS</p> <table border="1"> <tr> <th>W</th><th>D</th><th>H</th> </tr> <tr> <td>IN 26</td><td>23.5</td><td>48</td> </tr> <tr> <td>MM 660</td><td>597</td><td>1219</td> </tr> </table>			W	D	H	IN 26	23.5	48	MM 660	597	1219	<p>SEAT DIMENSIONS</p> <table border="1"> <tr> <th>W</th><th>D</th><th>H</th> </tr> <tr> <td>21</td><td>18</td><td>23.5-33.5</td> </tr> <tr> <td>533</td><td>457</td><td>597-851</td> </tr> </table>			W	D	H	21	18	23.5-33.5	533	457	597-851	<p>BACK DIMENSIONS</p> <table border="1"> <tr> <th>W</th><th>H</th> </tr> <tr> <td>20</td><td>19-24.25</td> </tr> <tr> <td>508</td><td>483-616</td> </tr> </table>						W	H	20	19-24.25	508	483-616
W	D	H																																				
IN 26	23.5	48																																				
MM 660	597	1219																																				
W	D	H																																				
21	18	23.5-33.5																																				
533	457	597-851																																				
W	H																																					
20	19-24.25																																					
508	483-616																																					
<p>RTA 2  1 per carton</p>																																						

DESCRIPTION	FEATURES	MODEL #	STANDARD TEXTILE GRADES																																												
			1	2	3	4	5	6	7	8	9	10	11	12																																	
 <p>HB Synchro Knee-Tilter w/Schukra Lumbar COM: 2 YD 1.83 M Unit weight: 54 LB 24.5 KG Carton weight: 63 LB 28.58 KG Carton volume: 10.5 FT³ 0.29 MT³</p>	 <p>ADJUSTMENTS (1) Tilt tension (2) Pneumatic seat height Back angle Back/lumbar height (8) Sliding seat depth (9) Multi position tilt lock Synchro knee tilt action</p>	<p>Ergonomic features: A, B, C, D, E, G, H, J, L, M, N, Q, U, V</p>	<table border="1"> <tr> <th colspan="3">OVERALL DIMENSIONS</th> <th colspan="3">SEAT DIMENSIONS</th> <th colspan="3">BACK DIMENSIONS</th> </tr> <tr> <th>W</th><th>D</th><th>H</th> <th>W</th><th>D</th><th>H</th> <th>W</th><th>H</th> </tr> <tr> <td>IN 26</td><td>23.5</td><td>45.5</td> <td>21</td><td>18-20.5</td><td>16.5-20.5</td> <td>20</td><td>23-28.25</td> </tr> <tr> <td>MM 660</td><td>597</td><td>1156</td> <td>533</td><td>457-521</td><td>419-521</td> <td>508</td><td>584-718</td> </tr> </table>												OVERALL DIMENSIONS			SEAT DIMENSIONS			BACK DIMENSIONS			W	D	H	W	D	H	W	H	IN 26	23.5	45.5	21	18-20.5	16.5-20.5	20	23-28.25	MM 660	597	1156	533	457-521	419-521	508	584-718
			OVERALL DIMENSIONS			SEAT DIMENSIONS			BACK DIMENSIONS																																						
			W	D	H	W	D	H	W	H																																					
			IN 26	23.5	45.5	21	18-20.5	16.5-20.5	20	23-28.25																																					
MM 660	597	1156	533	457-521	419-521	508	584-718																																								
<p>RTA 2  1 per carton</p>																																															
 <p>HB Multi-Tilter w/Schukra Lumbar COM: 2 YD 1.83 M Unit weight: 56 LB 25.5 KG Carton weight: 65 LB 29.48 KG Carton volume: 10.5 FT³ 0.29 MT³</p>	 <p>ADJUSTMENTS (1) Tilt tension (2) Pneumatic seat height (3) Back angle (4) Seat angle (8) Sliding seat depth (9) Infinite position tilt lock</p>	<p>Ergonomic features: A, B, C, D, E, F, G, H, M, N, Q, S, U, V</p>	<table border="1"> <tr> <th colspan="3">OVERALL DIMENSIONS</th> <th colspan="3">SEAT DIMENSIONS</th> <th colspan="3">BACK DIMENSIONS</th> </tr> <tr> <th>W</th><th>D</th><th>H</th> <th>W</th><th>D</th><th>H</th> <th>W</th><th>H</th> </tr> <tr> <td>IN 26</td><td>23.5</td><td>45</td> <td>21</td><td>18-21</td><td>16-20</td> <td>20</td><td>23-28.25</td> </tr> <tr> <td>MM 660</td><td>597</td><td>1143</td> <td>533</td><td>457-533</td><td>406-508</td> <td>508</td><td>584-718</td> </tr> </table>												OVERALL DIMENSIONS			SEAT DIMENSIONS			BACK DIMENSIONS			W	D	H	W	D	H	W	H	IN 26	23.5	45	21	18-21	16-20	20	23-28.25	MM 660	597	1143	533	457-533	406-508	508	584-718
			OVERALL DIMENSIONS			SEAT DIMENSIONS			BACK DIMENSIONS																																						
			W	D	H	W	D	H	W	H																																					
			IN 26	23.5	45	21	18-21	16-20	20	23-28.25																																					
MM 660	597	1143	533	457-533	406-508	508	584-718																																								
<p>RTA 2  1 per carton</p>																																															
 <p>MB Synchro Knee-Tilter w/Schukra Lumbar COM: 1.75 YD 1.6 M Unit weight: 52 LB 23.6 KG Carton weight: 61 LB 27.67 KG Carton volume: 10.5 FT³ 0.29 MT³</p>	 <p>ADJUSTMENTS (1) Tilt tension (2) Pneumatic seat height Back angle Back/lumbar height (8) Sliding seat depth (9) Multi position tilt lock Synchro knee tilt action</p>	<p>Ergonomic features: A, B, C, D, G, H, J, L, M, N, Q, U, V</p>	<table border="1"> <tr> <th colspan="3">OVERALL DIMENSIONS</th> <th colspan="3">SEAT DIMENSIONS</th> <th colspan="3">BACK DIMENSIONS</th> </tr> <tr> <th>W</th><th>D</th><th>H</th> <th>W</th><th>D</th><th>H</th> <th>W</th><th>H</th> </tr> <tr> <td>IN 26</td><td>23.5</td><td>42.5</td> <td>21</td><td>18-20.5</td><td>16.5-20.5</td> <td>20</td><td>20-25.25</td> </tr> <tr> <td>MM 660</td><td>597</td><td>1080</td> <td>533</td><td>457-521</td><td>419-521</td> <td>508</td><td>508-641</td> </tr> </table>												OVERALL DIMENSIONS			SEAT DIMENSIONS			BACK DIMENSIONS			W	D	H	W	D	H	W	H	IN 26	23.5	42.5	21	18-20.5	16.5-20.5	20	20-25.25	MM 660	597	1080	533	457-521	419-521	508	508-641
			OVERALL DIMENSIONS			SEAT DIMENSIONS			BACK DIMENSIONS																																						
			W	D	H	W	D	H	W	H																																					
			IN 26	23.5	42.5	21	18-20.5	16.5-20.5	20	20-25.25																																					
MM 660	597	1080	533	457-521	419-521	508	508-641																																								
<p>RTA 2  1 per carton</p>																																															
 <p>MB Multi-Tilter w/Schukra Lumbar COM: 1.75 YD 1.6 M Unit weight: 52 LB 23.6 KG Carton weight: 61 LB 27.67 KG Carton volume: 10.5 FT³ 0.29 MT³</p>	 <p>ADJUSTMENTS (1) Tilt tension (2) Pneumatic seat height (3) Back angle (4) Seat angle (8) Sliding seat depth (9) Infinite position tilt lock</p>	<p>Ergonomic features: A, B, C, D, E, F, G, H, M, N, Q, S, U, V</p>	<table border="1"> <tr> <th colspan="3">OVERALL DIMENSIONS</th> <th colspan="3">SEAT DIMENSIONS</th> <th colspan="3">BACK DIMENSIONS</th> </tr> <tr> <th>W</th><th>D</th><th>H</th> <th>W</th><th>D</th><th>H</th> <th>W</th><th>H</th> </tr> <tr> <td>IN 26</td><td>23.5</td><td>42</td> <td>21</td><td>18-21</td><td>16-20</td> <td>20</td><td>20-25.25</td> </tr> <tr> <td>MM 660</td><td>597</td><td>1067</td> <td>533</td><td>457-533</td><td>406-508</td> <td>508</td><td>508-641</td> </tr> </table>												OVERALL DIMENSIONS			SEAT DIMENSIONS			BACK DIMENSIONS			W	D	H	W	D	H	W	H	IN 26	23.5	42	21	18-21	16-20	20	20-25.25	MM 660	597	1067	533	457-533	406-508	508	508-641
			OVERALL DIMENSIONS			SEAT DIMENSIONS			BACK DIMENSIONS																																						
			W	D	H	W	D	H	W	H																																					
			IN 26	23.5	42	21	18-21	16-20	20	20-25.25																																					
MM 660	597	1067	533	457-533	406-508	508	508-641																																								
<p>RTA 2  1 per carton</p>																																															

GRANADA WITH SCHUKRA LUMBAR



model 3112 (3N)




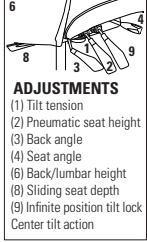


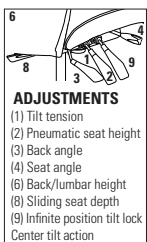

model 3117 (3N)

STANDARD FEATURES

- Models incorporate a vertical stitch detail in the backrest and a lumbar mechanism which can be adjusted to your desired support level.
- Lumbar height is manually adjustable between 6" and 10" above the seat.
- Side activated sliding seat depth adjustment is standard on all models.
- Seat is standard with molded foam.
- Standard with height adjustable T-arms with soft, durable curved (3N) self-skinned urethane (SSU) armcaps. Black only.
- Five prong, injection molded, fiberglass reinforced nylon base with dual wheel carpet casters (C65).
- Base and frame are available in Black only.
- Vari-Width (WA) width adjustable arm extensions are standard when chair is ordered with adjustable arms. Allows the arms to move away from the seat by 2" on each side to allow space if desired for broader hip widths.
- All models are shipped partially KD.
- Upholstery options: fabric or vinyl only. When upholstered in vinyl, models may feature stitch detail across the seat and/or back cushions and additional wrinkling may occur around seat perimeter and outside back will be attached with decorative screws.

OPTIONAL FEATURES

- For hard surface flooring casters, please specify (C65R). Add \$21.
- For additional arm/caster options, please refer to the Arm and Caster section (page 352). *Optional casters may be priced higher than the standard casters for your chair and the difference will be charged. Lower priced optional casters will not be credited.*

DESCRIPTION	FEATURES	MODEL #	STANDARD TEXTILE GRADES												
			1	2	3	4	5	6	7	8	9	10	11	12	
 <p>MB Multi-Tilter Plain Back COM: 1.5 YD 1.37 M Unit weight: 50 LB 22.7 KG Carton weight: 59 LB 26.76 KG Carton volume: 10.5 FT³ 0.29 M³</p>	 <p>ADJUSTMENTS (1) Tilt tension (2) Pneumatic seat height (3) Back angle (4) Seat angle (6) Back/lumbar height (8) Sliding seat depth (9) Infinite position tilt lock Center tilt action</p>	3112	1005	1053	1094	1140	1217	1287	1358	1419	1496	1568	1665	1803	
			OVERALL DIMENSIONS			SEAT DIMENSIONS			BACK DIMENSIONS						
			W	D	H	W	D	H	W	H					
			IN 26 MM 660	24.5 622	37.5 953	20.5 521	17-19.5 432-495	17-21 432-533	19 483	17-21 432-533					
			RTA 2		1 per carton										
 <p>HB Multi-Tilter COM: 1.75 YD 1.6 M Unit weight: 52 LB 23.6 KG Carton weight: 61 LB 27.67 KG Carton volume: 10.5 FT³ 0.29 M³</p>	 <p>ADJUSTMENTS (1) Tilt tension (2) Pneumatic seat height (3) Back angle (4) Seat angle (6) Back/lumbar height (8) Sliding seat depth (9) Infinite position tilt lock Center tilt action</p>	3117	1049	1105	1152	1207	1296	1378	1460	1532	1621	1705	1819	1980	
			OVERALL DIMENSIONS			SEAT DIMENSIONS			BACK DIMENSIONS						
			W	D	H	W	D	H	W	H					
			IN 26 MM 660	24.5 622	43 1092	20.5 521	17-19.5 432-495	17-21 432-533	19 483	21.5-25.5 546-648					
			RTA 2		1 per carton										

GRAPHIC



model 2739



model 2738MB




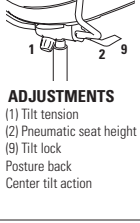


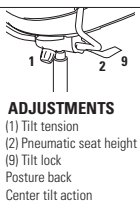


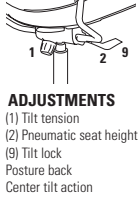


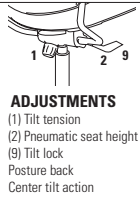

Optional TUN Base
See right for details.


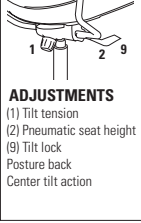


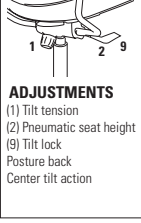


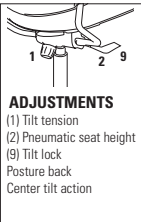


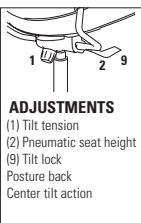


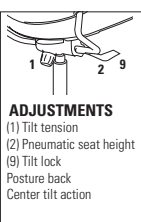

STANDARD FEATURES

- European detailing and a clean slim profile.
- Features a generous compound curved back and seat.
- The back comes in three distinctive back styles: deeply upholstered back, perforated nylon back and breathable Black mesh back.
- Posture back chairs with arms are standard with height adjustable, forward swept arms and sliding armcaps (G4).
- Vari-Width (WA) width adjustable arm extensions are standard when chair is ordered with adjustable arms. Allows the arms to move away from the seat by 2" on each side to allow space if desired for broader hip widths.
- Posture mechanism offers exceptional back support, two position tilt lock adjustment and tilt tension control.
- Five prong, injection molded, fiberglass reinforced nylon Black spider base with dual wheel carpet casters (C1).
- Upholstery options: fabric, vinyl or leather. Vinyl and leather models may feature stitch detail across the seat and/or back cushions, if applicable.

OPTIONAL FEATURES

- A steel base with Tungsten finish is available at an upcharge, please specify (TUN). Add \$96.
- For hard surface flooring casters, please specify (C9R). Add \$21.
- For additional arm/caster options, please refer to the Arm and Caster section (page 352). *Optional casters may be priced higher than the standard casters for your chair and the difference will be charged. Lower priced optional casters will not be credited.*

DESCRIPTION	FEATURES	MODEL #	STANDARD TEXTILE GRADES																																												
			1	2	3	4	5	6	7	8	9	10	11	12																																	
 <p>Medium Posture Nylon Back Armless COM: 1 YD 0.91 M Unit weight: 29 LB 13.2 KG Carton weight: 34 LB 15.42 KG Carton volume: 10.75 FT³ 0.3 MT³</p>	 <p>ADJUSTMENTS (1) Tilt tension (2) Pneumatic seat height (9) Tilt lock Posture back Center tilt action</p>	<p>Ergonomic features: A, C, G, M, N</p>	<table border="1"> <thead> <tr> <th colspan="3">OVERALL DIMENSIONS</th> <th colspan="3">SEAT DIMENSIONS</th> <th colspan="3">BACK DIMENSIONS</th> </tr> <tr> <th>W</th><th>D</th><th>H</th> <th>W</th><th>D</th><th>H</th> <th>W</th><th>H</th> </tr> </thead> <tbody> <tr> <td>IN 20</td><td>24</td><td>36</td> <td>20</td><td>19</td><td>16.5-20.5</td> <td>19</td><td>19</td> </tr> <tr> <td>MM 508</td><td>610</td><td>914</td> <td>508</td><td>483</td><td>419-521</td> <td>483</td><td>483</td> </tr> </tbody> </table>												OVERALL DIMENSIONS			SEAT DIMENSIONS			BACK DIMENSIONS			W	D	H	W	D	H	W	H	IN 20	24	36	20	19	16.5-20.5	19	19	MM 508	610	914	508	483	419-521	483	483
			OVERALL DIMENSIONS			SEAT DIMENSIONS			BACK DIMENSIONS																																						
			W	D	H	W	D	H	W	H																																					
			IN 20	24	36	20	19	16.5-20.5	19	19																																					
			MM 508	610	914	508	483	419-521	483	483																																					
<table border="1"> <thead> <tr> <th>1</th><th>2</th><th>3</th><th>4</th><th>5</th><th>6</th><th>7</th><th>8</th><th>9</th><th>10</th><th>11</th><th>12</th> </tr> </thead> <tbody> <tr> <td>2736</td><td>583</td><td>615</td><td>642</td><td>673</td><td>724</td><td>771</td><td>818</td><td>859</td><td>910</td><td>958</td><td>1023</td><td>1115</td> </tr> </tbody> </table>												1	2	3	4	5	6	7	8	9	10	11	12	2736	583	615	642	673	724	771	818	859	910	958	1023	1115											
1	2	3	4	5	6	7	8	9	10	11	12																																				
2736	583	615	642	673	724	771	818	859	910	958	1023	1115																																			
<p>RTA 1  1 per carton</p>																																															
 <p>Medium Posture Mesh Back Armless COM: 1 YD 0.91 M Unit weight: 29 LB 13.2 KG Carton weight: 34 LB 15.42 KG Carton volume: 10.75 FT³ 0.3 MT³</p>	 <p>ADJUSTMENTS (1) Tilt tension (2) Pneumatic seat height (9) Tilt lock Posture back Center tilt action</p>	<p>Ergonomic features: A, C, G, M, N</p>	<table border="1"> <thead> <tr> <th colspan="3">OVERALL DIMENSIONS</th> <th colspan="3">SEAT DIMENSIONS</th> <th colspan="3">BACK DIMENSIONS</th> </tr> <tr> <th>W</th><th>D</th><th>H</th> <th>W</th><th>D</th><th>H</th> <th>W</th><th>H</th> </tr> </thead> <tbody> <tr> <td>IN 20</td><td>24</td><td>36</td> <td>20</td><td>19</td><td>16.5-20.5</td> <td>19</td><td>19</td> </tr> <tr> <td>MM 508</td><td>610</td><td>914</td> <td>508</td><td>483</td><td>419-521</td> <td>483</td><td>483</td> </tr> </tbody> </table>												OVERALL DIMENSIONS			SEAT DIMENSIONS			BACK DIMENSIONS			W	D	H	W	D	H	W	H	IN 20	24	36	20	19	16.5-20.5	19	19	MM 508	610	914	508	483	419-521	483	483
			OVERALL DIMENSIONS			SEAT DIMENSIONS			BACK DIMENSIONS																																						
			W	D	H	W	D	H	W	H																																					
			IN 20	24	36	20	19	16.5-20.5	19	19																																					
			MM 508	610	914	508	483	419-521	483	483																																					
<table border="1"> <thead> <tr> <th>1</th><th>2</th><th>3</th><th>4</th><th>5</th><th>6</th><th>7</th><th>8</th><th>9</th><th>10</th><th>11</th><th>12</th> </tr> </thead> <tbody> <tr> <td>2736MB</td><td>684</td><td>716</td><td>743</td><td>774</td><td>825</td><td>872</td><td>919</td><td>960</td><td>1011</td><td>1059</td><td>1124</td><td>1216</td> </tr> </tbody> </table>												1	2	3	4	5	6	7	8	9	10	11	12	2736MB	684	716	743	774	825	872	919	960	1011	1059	1124	1216											
1	2	3	4	5	6	7	8	9	10	11	12																																				
2736MB	684	716	743	774	825	872	919	960	1011	1059	1124	1216																																			
<p>RTA 1  1 per carton</p>																																															
 <p>Medium Posture Back - Fully Upholstered Armless COM: 1.25 YD 1.14 M Unit weight: 29 LB 13.2 KG Carton weight: 34 LB 15.42 KG Carton volume: 10.75 FT³ 0.3 MT³</p>	 <p>ADJUSTMENTS (1) Tilt tension (2) Pneumatic seat height (9) Tilt lock Posture back Center tilt action</p>	<p>Ergonomic features: A, C, G, M, N</p>	<table border="1"> <thead> <tr> <th colspan="3">OVERALL DIMENSIONS</th> <th colspan="3">SEAT DIMENSIONS</th> <th colspan="3">BACK DIMENSIONS</th> </tr> <tr> <th>W</th><th>D</th><th>H</th> <th>W</th><th>D</th><th>H</th> <th>W</th><th>H</th> </tr> </thead> <tbody> <tr> <td>IN 20</td><td>24</td><td>36</td> <td>20</td><td>19</td><td>16.5-20.5</td> <td>19</td><td>19</td> </tr> <tr> <td>MM 508</td><td>610</td><td>914</td> <td>508</td><td>483</td><td>419-521</td> <td>483</td><td>483</td> </tr> </tbody> </table>												OVERALL DIMENSIONS			SEAT DIMENSIONS			BACK DIMENSIONS			W	D	H	W	D	H	W	H	IN 20	24	36	20	19	16.5-20.5	19	19	MM 508	610	914	508	483	419-521	483	483
			OVERALL DIMENSIONS			SEAT DIMENSIONS			BACK DIMENSIONS																																						
			W	D	H	W	D	H	W	H																																					
			IN 20	24	36	20	19	16.5-20.5	19	19																																					
			MM 508	610	914	508	483	419-521	483	483																																					
<table border="1"> <thead> <tr> <th>1</th><th>2</th><th>3</th><th>4</th><th>5</th><th>6</th><th>7</th><th>8</th><th>9</th><th>10</th><th>11</th><th>12</th> </tr> </thead> <tbody> <tr> <td>2737</td><td>651</td><td>691</td><td>725</td><td>764</td><td>827</td><td>886</td><td>945</td><td>996</td><td>1060</td><td>1120</td><td>1201</td><td>1316</td> </tr> </tbody> </table>												1	2	3	4	5	6	7	8	9	10	11	12	2737	651	691	725	764	827	886	945	996	1060	1120	1201	1316											
1	2	3	4	5	6	7	8	9	10	11	12																																				
2737	651	691	725	764	827	886	945	996	1060	1120	1201	1316																																			
<p>RTA 1  1 per carton</p>																																															
 <p>Medium Posture Nylon Back w/Arms COM: 1 YD 0.91 M Unit weight: 39 LB 17.7 KG Carton weight: 45 LB 20.41 KG Carton volume: 10.75 FT³ 0.3 MT³</p>	 <p>ADJUSTMENTS (1) Tilt tension (2) Pneumatic seat height (9) Tilt lock Posture back Center tilt action</p>	<p>Ergonomic features: A, C, G, H, M, N, Q</p>	<table border="1"> <thead> <tr> <th colspan="3">OVERALL DIMENSIONS</th> <th colspan="3">SEAT DIMENSIONS</th> <th colspan="3">BACK DIMENSIONS</th> </tr> <tr> <th>W</th><th>D</th><th>H</th> <th>W</th><th>D</th><th>H</th> <th>W</th><th>H</th> </tr> </thead> <tbody> <tr> <td>IN 25</td><td>24</td><td>36</td> <td>20</td><td>19</td><td>16.5-20.5</td> <td>19</td><td>19</td> </tr> <tr> <td>MM 635</td><td>610</td><td>914</td> <td>508</td><td>483</td><td>419-521</td> <td>483</td><td>483</td> </tr> </tbody> </table>												OVERALL DIMENSIONS			SEAT DIMENSIONS			BACK DIMENSIONS			W	D	H	W	D	H	W	H	IN 25	24	36	20	19	16.5-20.5	19	19	MM 635	610	914	508	483	419-521	483	483
			OVERALL DIMENSIONS			SEAT DIMENSIONS			BACK DIMENSIONS																																						
			W	D	H	W	D	H	W	H																																					
			IN 25	24	36	20	19	16.5-20.5	19	19																																					
			MM 635	610	914	508	483	419-521	483	483																																					
<table border="1"> <thead> <tr> <th>1</th><th>2</th><th>3</th><th>4</th><th>5</th><th>6</th><th>7</th><th>8</th><th>9</th><th>10</th><th>11</th><th>12</th> </tr> </thead> <tbody> <tr> <td>2738</td><td>677</td><td>709</td><td>736</td><td>767</td><td>818</td><td>865</td><td>912</td><td>953</td><td>1004</td><td>1052</td><td>1117</td><td>1209</td> </tr> </tbody> </table>												1	2	3	4	5	6	7	8	9	10	11	12	2738	677	709	736	767	818	865	912	953	1004	1052	1117	1209											
1	2	3	4	5	6	7	8	9	10	11	12																																				
2738	677	709	736	767	818	865	912	953	1004	1052	1117	1209																																			
<p>RTA 1  1 per carton</p>																																															

DESCRIPTION	FEATURES	MODEL #	STANDARD TEXTILE GRADES												
			1	2	3	4	5	6	7	8	9	10	11	12	
 <p>Medium Posture Mesh Back w/Arms COM: 1 YD 0.91 M Unit weight: 39 LB 17.7 KG Carton weight: 45 LB 20.41 KG Carton volume: 10.75 FT³ 0.3 MT³</p>	 <p>ADJUSTMENTS (1) Tilt tension (2) Pneumatic seat height (9) Tilt lock Posture back Center tilt action</p>	<p>Ergonomic features: A, C, G, H, M, N, Q</p>	2738MB	775	807	834	865	916	963	1010	1051	1102	1150	1215	1307
			OVERALL DIMENSIONS			SEAT DIMENSIONS			BACK DIMENSIONS						
			W	D	H	W	D	H	W		H				
			IN 25 MM 635	24 610	36 914	20 508	19 483	16.5-20.5 419-521	19 483		19 483				
			RTA 1		1 per carton										
 <p>Medium Posture Back - Fully Upholstered w/Arms COM: 1.25 YD 1.14 M Unit weight: 39 LB 17.7 KG Carton weight: 45 LB 20.41 KG Carton volume: 10.75 FT³ 0.3 MT³</p>	 <p>ADJUSTMENTS (1) Tilt tension (2) Pneumatic seat height (9) Tilt lock Posture back Center tilt action</p>	<p>Ergonomic features: A, C, G, H, M, N, Q</p>	2739	742	782	816	855	918	977	1036	1087	1151	1211	1292	1407
			OVERALL DIMENSIONS			SEAT DIMENSIONS			BACK DIMENSIONS						
			W	D	H	W	D	H	W		H				
			IN 25 MM 635	24 610	36 914	20 508	19 483	16.5-20.5 419-521	19 483		19 483				
			RTA 1		1 per carton										
 <p>Medium Posture Stool Nylon Back w/Arms COM: 1 YD 0.91 M Unit weight: 45 LB 20.5 KG Carton weight: 50 LB 22.68 KG Carton volume: 10.75 FT³ 0.3 MT³</p>	 <p>ADJUSTMENTS (1) Tilt tension (2) Pneumatic seat height (9) Tilt lock Posture back Center tilt action</p>	<p>Ergonomic features: A, C, G, H, M, N, Q</p>	2748	903	935	962	993	1044	1091	1138	1179	1230	1278	1343	1435
			OVERALL DIMENSIONS			SEAT DIMENSIONS			BACK DIMENSIONS						
			W	D	H	W	D	H	W		H				
			IN 25 MM 635	24 610	46 1168	20 508	19 483	23-33 584-838	19 483		19 483				
			RTA 1		1 per carton										
 <p>Medium Posture Stool Mesh Back w/Arms COM: 1 YD 0.91 M Unit weight: 46 LB 20.9 KG Carton weight: 51 LB 23.13 KG Carton volume: 10.75 FT³ 0.3 MT³</p>	 <p>ADJUSTMENTS (1) Tilt tension (2) Pneumatic seat height (9) Tilt lock Posture back Center tilt action</p>	<p>Ergonomic features: A, C, G, H, M, N, Q</p>	2748MB	1005	1037	1064	1095	1146	1193	1240	1281	1332	1380	1445	1537
			OVERALL DIMENSIONS			SEAT DIMENSIONS			BACK DIMENSIONS						
			W	D	H	W	D	H	W		H				
			IN 25 MM 635	24 610	46 1168	20 508	19 483	23-33 584-838	19 483		19 483				
			RTA 1		1 per carton										
 <p>Medium Posture Stool - Fully Upholstered w/Arms COM: 1.25 YD 1.14 M Unit weight: 47 LB 21.4 KG Carton weight: 52 LB 23.59 KG Carton volume: 10.75 FT³ 0.3 MT³</p>	 <p>ADJUSTMENTS (1) Tilt tension (2) Pneumatic seat height (9) Tilt lock Posture back Center tilt action</p>	<p>Ergonomic features: A, C, G, H, M, N, Q</p>	2749	973	1013	1047	1086	1149	1208	1267	1318	1382	1442	1523	1638
			OVERALL DIMENSIONS			SEAT DIMENSIONS			BACK DIMENSIONS						
			W	D	H	W	D	H	W		H				
			IN 25 MM 635	24 610	46 1168	20 508	19 483	23-33 584-838	19 483		19 483				
			RTA 1		1 per carton										

LOOVER



model 2660-8



model 2660-3



Optional Memory Foam
See right for details.



model 2661-8




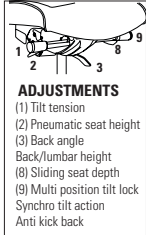


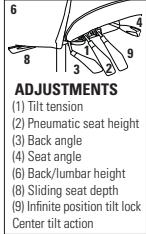

model 2662-3


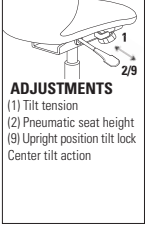


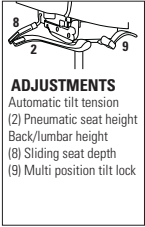


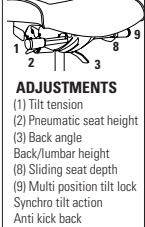


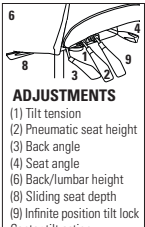


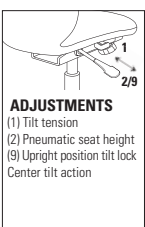

STANDARD FEATURES

- Global's first chair to feature a weight sensing synchro-tilter mechanism that requires no tilt tension adjustment.
- A live lumbar support is incorporated into the back design which is height adjustable via a concealed ratchet system, offering a 2.25" height adjustment.
- Standard with Global's high quality Soft Descent™ pneumatic lift which slowly and gently lowers the seat height of the chair making it easy to obtain the exact seat height you desire.
- Side activated sliding seat depth adjustment is standard on multi-tilters, synchro-tilters and weight sensing synchro-tilter.
- Standard with height and width adjustable (G5) arms with sliding and lockable armcaps. Armcaps also articulate inwards and outwards 30° to aim toward the keyboard or mouse area.
- Standard with soft, durable, self-skinned urethane (SSU) armcaps that are warm to the touch.
- Vari-Width (VA) width adjustable arm extensions are standard when chair is ordered with adjustable arms. Allows the arms to move away from the seat by 2" on each side to allow space if desired for broader hip widths.
- Five prong, injection molded, fiberglass reinforced, nylon medium rise base (B7B) with dual wheel carpet casters (C1).
- Upholstery options: fabric, vinyl or leather. Vinyl and leather models may feature stitch detail across the seat and/or back cushions, if applicable.
- Mesh backs are available in 24 brilliant Vue colors: Sandy Beach (VU10), Desert Sand (VU11), Orange Sunset (VU12), Chocolate Fountain (VU13), Arctic Blue (VU14), Quarry Grey (VU15), Tidal Wave (VU16), Ivy Moss (VU17), Red Rose (VU18), Coal Black (VU19), White (VU20), Lime (VU21), Chartreuse (VU23), Pool Blue (VU26), Sky (VU28), Primary Blue (VU32), Tangerine (VU34), Paprika (VU37), Grain (VU40), Yellow (VU43), Silver Grey (VU55), Silver (VU63), Hot Pink (VU65) and Red Mittens (VU70). Please specify.
- Petite seats have the same list prices as standard models.

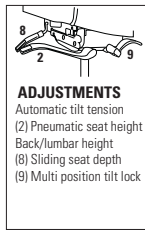
OPTIONAL FEATURES

- Seat available in memory foam, please specify (MF). Add \$106.
- Optional polished aluminum base (B7A), please specify (ALU). Add \$131.
- For hard surface flooring casters, please specify (C9R). Add \$21.
- For additional arm/caster options, please refer to the Arm and Caster section (page 352). *Optional casters may be priced higher than the standard casters for your chair and the difference will be charged. Lower priced optional casters will not be credited.*

DESCRIPTION	FEATURES	MODEL #	STANDARD TEXTILE GRADES												
			1	2	3	4	5	6	7	8	9	10	11	12	
 <p>Extended HB Synchro-Tilter w/Back Angle Adj. COM: 1 YD 0.91 M Unit weight: 56 LB 25.5 KG Carton weight: 68 LB 30.84 KG Carton volume: 11 FT³ 0.31 MT³</p>	 <p>ADJUSTMENTS (1) Tilt tension (2) Pneumatic seat height (3) Back angle Back/lumbar height (8) Sliding seat depth (9) Multi position tilt lock Synchro tilt action Anti kick back</p>	2660-0 1009 1041 1068 1099 1150 1197 1244 1285 1336 1384 1449 1541 2660P-0 Petite seat IN W20 D18-21 H16.25-20.25 MM W508 D457-533 H413-514	OVERALL DIMENSIONS W D H			SEAT DIMENSIONS W D H			BACK DIMENSIONS W H						
		IN 25.5 25 45.5 20 19-22 16.25-20.25 19.5 26.5-29 MM 648 635 1156 508 483-559 413-514 495 673-737	RTA 2  1 per carton												
 <p>Extended HB Multi-Tilter COM: 1 YD 0.91 M Unit weight: 60 LB 27.3 KG Carton weight: 68 LB 30.84 KG Carton volume: 11 FT³ 0.31 MT³</p>	 <p>ADJUSTMENTS (1) Tilt tension (2) Pneumatic seat height (3) Back angle (4) Seat angle (6) Back/lumbar height (8) Sliding seat depth (9) Infinite position tilt lock Center tilt action</p>	2660-3 1009 1041 1068 1099 1150 1197 1244 1285 1336 1384 1449 1541 2660P-3 Petite seat IN W20 D18-21 H16-20 MM W508 D457-533 H406-508	OVERALL DIMENSIONS W D H			SEAT DIMENSIONS W D H			BACK DIMENSIONS W H						
		IN 25.5 25 45.5 20 19-22 16-20 19.5 26.5-29 MM 648 635 1156 508 483-559 406-508 495 673-737	RTA 2  1 per carton												

DESCRIPTION	FEATURES	MODEL #	STANDARD TEXTILE GRADES												
			1	2	3	4	5	6	7	8	9	10	11	12	
 <p>Extended HB Tilter COM: 1 YD 0.91 M Unit weight: 54 LB 24.5 KG Carton weight: 62 LB 28.12 KG Carton volume: 11 FT³ 0.31 MT³</p>	 <p>ADJUSTMENTS (1) Tilt tension (2) Pneumatic seat height (9) Upright position tilt lock Center tilt action</p>	<p>Ergonomic features: A, B, C, D, H, M, N, Q, R, S, U</p>	<p>2660-4 917 949 976 1007 1058 1105 1152 1193 1244 1292 1357 1449 2660P-4 Petite seat IN W20 D18-19 H16-21 MM W508 D457-483 H406-533</p>												
			OVERALL DIMENSIONS			SEAT DIMENSIONS			BACK DIMENSIONS						
			W	D	H	W	D	H	W	H					H
			IN 25.5 MM 648	25 635	45.5 1156	20 508	19-20 483-508	16-21 406-533	19.5 495	26.5-29 673-737					
<p>RTA 2  1 per carton</p>															
 <p>Extended HB Weight Sensing Synchro-Tilter COM: 1 YD 0.91 M Unit weight: 58 LB 26.4 KG Carton weight: 66 LB 29.94 KG Carton volume: 11 FT³ 0.31 MT³</p>	 <p>ADJUSTMENTS Automatic tilt tension (2) Pneumatic seat height Back/lumbar height (8) Sliding seat depth (9) Multi position tilt lock</p>	<p>Ergonomic features: A, B, C, D, E, H, L, M, N, Q, R, U</p>	<p>2660-8 1009 1041 1068 1099 1150 1197 1244 1285 1336 1384 1449 1541 2660P-8 Petite seat IN W20 D18-21 H16-21 MM W508 D457-533 H406-533</p>												
			OVERALL DIMENSIONS			SEAT DIMENSIONS			BACK DIMENSIONS						
			W	D	H	W	D	H	W	H					H
			IN 25.5 MM 648	25 635	45.5 1156	20 508	19-22 483-559	16-21 406-533	19.5 495	26.5-29 673-737					
<p>RTA 2  1 per carton</p>															
 <p>HB Synchro-Tilter w/Back Angle Adj. COM: 1 YD 0.91 M Unit weight: 54 LB 24.5 KG Carton weight: 66 LB 29.94 KG Carton volume: 10.5 FT³ 0.29 MT³</p>	 <p>ADJUSTMENTS (1) Tilt tension (2) Pneumatic seat height (3) Back angle Back/lumbar height (8) Sliding seat depth (9) Multi position tilt lock Synchro tilt action Anti kick back</p>	<p>Ergonomic features: A, B, C, D, E, G, H, L, M, N, Q, R, U</p>	<p>2661-0 981 1013 1040 1071 1122 1169 1216 1257 1308 1356 1421 1513 2661P-0 Petite seat IN W20 D18-21 H16.25-20.25 MM W508 D457-533 H413-514</p>												
			OVERALL DIMENSIONS			SEAT DIMENSIONS			BACK DIMENSIONS						
			W	D	H	W	D	H	W	H					H
			IN 25.5 MM 648	24 610	42.5 1080	20 508	19-22 483-559	16.25-20.25 413-514	19.5 495	25-27.5 635-699					
<p>RTA 2  1 per carton</p>															
 <p>HB Multi-Tilter COM: 1 YD 0.91 M Unit weight: 56 LB 25.5 KG Carton weight: 68 LB 30.84 KG Carton volume: 10.5 FT³ 0.29 MT³</p>	 <p>ADJUSTMENTS (1) Tilt tension (2) Pneumatic seat height (3) Back angle (4) Seat angle (6) Back/lumbar height (8) Sliding seat depth (9) Infinite position tilt lock Center tilt action</p>	<p>Ergonomic features: A, B, C, D, E, F, G, H, M, N, Q, R, S, U</p>	<p>2661-3 981 1013 1040 1071 1122 1169 1216 1257 1308 1356 1421 1513 2661P-3 Petite seat IN W20 D18-21 H16-20 MM W508 D457-533 H406-508</p>												
			OVERALL DIMENSIONS			SEAT DIMENSIONS			BACK DIMENSIONS						
			W	D	H	W	D	H	W	H					H
			IN 25.5 MM 648	25 635	42.5 1080	20 508	19-22 483-559	16-20 406-508	19.5 495	25-27.5 635-699					
<p>RTA 2  1 per carton</p>															
 <p>HB Tilter COM: 1 YD 0.91 M Unit weight: 50 LB 22.7 KG Carton weight: 62 LB 28.12 KG Carton volume: 10.5 FT³ 0.29 MT³</p>	 <p>ADJUSTMENTS (1) Tilt tension (2) Pneumatic seat height (9) Upright position tilt lock Center tilt action</p>	<p>Ergonomic features: A, B, C, D, H, M, N, Q, R, S, U</p>	<p>2661-4 888 920 947 978 1029 1076 1123 1164 1215 1263 1328 1420 2661P-4 Petite seat IN W20 D18-19 H16-21 MM W508 D457-483 H406-533</p>												
			OVERALL DIMENSIONS			SEAT DIMENSIONS			BACK DIMENSIONS						
			W	D	H	W	D	H	W	H					H
			IN 25.5 MM 648	25 635	42.5 1080	20 508	19-20 483-508	16-21 406-533	19.5 495	25-27.5 635-699					
<p>RTA 2  1 per carton</p>															

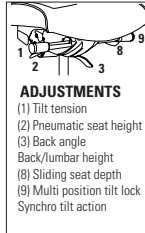
DESCRIPTION FEATURES MODEL # STANDARD TEXTILE GRADES



HB Weight Sensing Synchro-Tilter
 COM: 1 YD | 0.91 M
 Unit weight: 54 LB | 24.5 KG
 Carton weight: 66 LB | 29.94 KG
 Carton volume: 10.5 FT³ | 0.3 MT³

Ergonomic features:
 A, B, C, D, E, H, L, M, N, Q, R, U

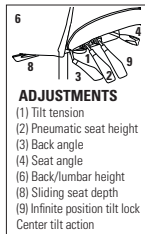
		1	2	3	4	5	6	7	8	9	10	11	12
2661-8		981	1013	1040	1071	1122	1169	1216	1257	1308	1356	1421	1513
2661P-8 Petite seat		IN W20 D18-21 H16-21 MM W508 D457-533 H406-533											
OVERALL DIMENSIONS			SEAT DIMENSIONS			BACK DIMENSIONS							
W	D	H	W	D	H	W	H						
IN 25.5 MM 648	24 610	42.5 1080	20 508	19-22 483-559	16-21 406-533	19.5 495	25-27.5 635-699						
		RTA 2				1 per carton							



MB Synchro-Tilter w/Back Angle Adj.
 COM: 1 YD | 0.91 M
 Unit weight: 52 LB | 23.6 KG
 Carton weight: 64 LB | 29.03 KG
 Carton volume: 10.5 FT³ | 0.29 MT³

Ergonomic features:
 A, B, C, D, E, G, H, L, M, N, Q, R, U

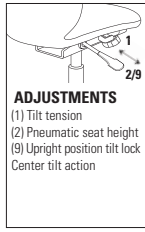
		1	2	3	4	5	6	7	8	9	10	11	12
2662-0		955	987	1014	1045	1096	1143	1190	1231	1282	1330	1395	1487
2662P-0 Petite seat		IN W20 D18-21 H16.25-20.25 MM W508 D457-533 H413-514											
OVERALL DIMENSIONS			SEAT DIMENSIONS			BACK DIMENSIONS							
W	D	H	W	D	H	W	H						
IN 25.5 MM 648	24 610	39.5 1003	20 508	19-22 483-559	16.25-20.25 413-514	19.5 495	22-24.5 559-622						
		RTA 2				1 per carton							



MB Multi-Tilter
 COM: 1 YD | 0.91 M
 Unit weight: 54 LB | 24.5 KG
 Carton weight: 66 LB | 29.94 KG
 Carton volume: 10.5 FT³ | 0.29 MT³

Ergonomic features:
 A, B, C, D, E, F, G, H, M, N, Q, R, S, U

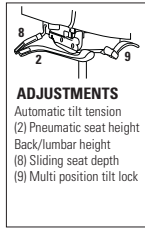
		1	2	3	4	5	6	7	8	9	10	11	12
2662-3		955	987	1014	1045	1096	1143	1190	1231	1282	1330	1395	1487
2662P-3 Petite seat		IN W20 D18-21 H16-20 MM W508 D457-533 H406-508											
OVERALL DIMENSIONS			SEAT DIMENSIONS			BACK DIMENSIONS							
W	D	H	W	D	H	W	H						
IN 25.5 MM 648	25 635	39.5 1003	20 508	19-22 483-559	16-20 406-508	19.5 495	22-24.5 559-622						
		RTA 2				1 per carton							



MB Tilter
 COM: 1 YD | 0.91 M
 Unit weight: 48 LB | 21.8 KG
 Carton weight: 60 LB | 27.22 KG
 Carton volume: 10.5 FT³ | 0.29 MT³

Ergonomic features:
 A, B, C, D, H, M, N, Q, R, S, U


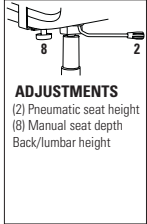


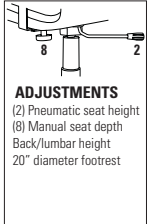


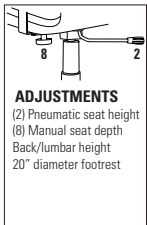


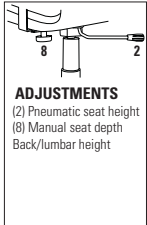

		1	2	3	4	5	6	7	8	9	10	11	12
2662-4		859	891	918	949	1000	1047	1094	1135	1186	1234	1299	1391
2662P-4 Petite seat		IN W20 D18-19 H16-21 MM W508 D457-483 H406-533											
OVERALL DIMENSIONS			SEAT DIMENSIONS			BACK DIMENSIONS							
W	D	H	W	D	H	W	H						
IN 25.5 MM 648	25 635	39.5 1003	20 508	19-20 483-508	16-21 406-533	19.5 495	22-24.5 559-622						
		RTA 2				1 per carton							



MB Weight Sensing Synchro-Tilter
 COM: 1 YD | 0.91 M
 Unit weight: 52 LB | 23.6 KG
 Carton weight: 64 LB | 29.03 KG
 Carton volume: 10.5 FT³ | 0.29 MT³

Ergonomic features:
 A, B, C, D, E, H, L, M, N, Q, R, U

		1	2	3	4	5	6	7	8	9	10	11	12
2662-8		955	987	1014	1045	1096	1143	1190	1231	1282	1330	1395	1487
2662P-8 Petite seat		IN W20 D18-21 H16-21 MM W508 D457-533 H406-533											
OVERALL DIMENSIONS			SEAT DIMENSIONS			BACK DIMENSIONS							
W	D	H	W	D	H	W	H						
IN 25.5 MM 648	24 610	39.5 1003	20 508	19-22 483-559	16-21 406-533	19.5 495	22-24.5 559-622						
		RTA 2				1 per carton							

DESCRIPTION	FEATURES	MODEL #	STANDARD TEXTILE GRADES											
			1	2	3	4	5	6	7	8	9	10	11	12
 <p>MB Task COM: 1 YD 0.91 M Unit weight: 36 LB 16.4 KG Carton weight: 45 LB 20.41 KG Carton volume: 10.5 FT³ 0.29 MT³</p>	 <p>ADJUSTMENTS (2) Pneumatic seat height (8) Manual seat depth Back/lumbar height</p>	<p>2662-6 857 889 916 947 998 1045 1092 1133 1184 1232 1297 1389 2662P-6 Petite seat IN W20 D18-19 H16.5-21.5 MM W508 D457-483 H419-546</p>	OVERALL DIMENSIONS			SEAT DIMENSIONS			BACK DIMENSIONS					
			W	D	H	W	D	H	W	H				
			IN 25.5	25	39.5	20	19-20	16.5-21.5	19.5	21				
			MM 648	635	1003	508	483-508	419-546	495	533				
			RTA 2		1 per carton									
 <p>MB Height Adjustable Stool - Task COM: 1 YD 0.91 M Unit weight: 41 LB 18.6 KG Carton weight: 50 LB 22.68 KG Carton volume: 10.5 FT³ 0.29 MT³</p>	 <p>ADJUSTMENTS (2) Pneumatic seat height (8) Manual seat depth Back/lumbar height 20" diameter footrest</p>	<p>2663-6 1130 1162 1189 1220 1271 1318 1365 1406 1457 1505 1570 1662 2663P-6 Petite seat IN W20 D18-19 H24-34 MM W508 D457-483 H610-864</p>	OVERALL DIMENSIONS			SEAT DIMENSIONS			BACK DIMENSIONS					
			W	D	H	W	D	H	W	H				
			IN 25.5	25	50	20	19-20	24-34	19.5	21				
			MM 648	635	1270	508	483-508	610-864	495	533				
			RTA 2		1 per carton									
 <p>MB Height Adjustable Stool - Task COM: 1 YD 0.91 M Unit weight: 35 LB 15.9 KG Carton weight: 44 LB 19.96 KG Carton volume: 10.5 FT³ 0.29 MT³</p>	 <p>ADJUSTMENTS (2) Pneumatic seat height (8) Manual seat depth Back/lumbar height 20" diameter footrest</p>	<p>2664-6 990 1022 1049 1080 1131 1178 1225 1266 1317 1365 1430 1522 2664P-6 Petite seat IN W20 D18-19 H24-34 MM W508 D457-483 H610-864</p>	OVERALL DIMENSIONS			SEAT DIMENSIONS			BACK DIMENSIONS					
			W	D	H	W	D	H	W	H				
			IN 20	25	50	20	19-20	24-34	19.5	21				
			MM 508	635	1270	508	483-508	610-864	495	533				
			RTA 2		1 per carton									
 <p>MB Task COM: 1 YD 0.91 M Unit weight: 30 LB 13.6 KG Carton weight: 39 LB 17.69 KG Carton volume: 10.5 FT³ 0.29 MT³</p>	 <p>ADJUSTMENTS (2) Pneumatic seat height (8) Manual seat depth Back/lumbar height</p>	<p>2665-6 717 749 776 807 858 905 952 993 1044 1092 1157 1249 2665P-6 Petite seat IN W20 D18-19 H16.5-21.5 MM W508 D457-483 H419-546</p>	OVERALL DIMENSIONS			SEAT DIMENSIONS			BACK DIMENSIONS					
			W	D	H	W	D	H	W	H				
			IN 20	25	39.5	20	19-20	16.5-21.5	19.5	21				
			MM 508	635	1003	508	483-508	419-546	495	533				
			RTA 2		1 per carton									

LURAY



model 6461-2 w/wood armcaps



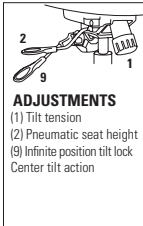
Optional wood armcap



model 6460-2 w/SSU armcaps

MECHANISM OPTIONS:

Tilter mechanism (-4)



ADJUSTMENTS

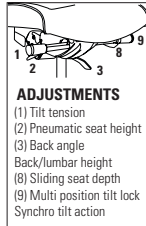
- (1) Tilt tension
- (2) Pneumatic seat height
- (3) Back angle
- (8) Sliding seat depth
- (9) Infinite position tilt lock
- Center tilt action

Ergonomic features:

A, B, C, M, N, S, U

ergonomic feature U - not applicable on pedestal base models

Knee-tilter mechanism (-2)



ADJUSTMENTS

- (1) Tilt tension
- (2) Pneumatic seat height
- (3) Back angle
- Back/lumbar height
- (8) Sliding seat depth
- (9) Multi position tilt lock
- Synchro tilt action

Ergonomic features:

A, B, C, J, M, N, U

STANDARD FEATURES

- Luray is designed for boardrooms, meeting rooms and executive offices.
- Luray offers a choice of finishes to match any environment: from durable nylon components to sophisticated polished aluminum and elegant wood trim.
- Three back heights are available, featuring horizontal sewing details.
- Stitch detail on edges of seat and back is discrete, using matched thread as standard.
- Choice of two mechanisms; tilter and knee-tilter.
- Standard with Global's high quality Soft Descent™ pneumatic lift which slowly and gently lowers the seat height of the chair making it easy to obtain the exact seat height you desire.
- Pedestal base models provide fixed location seating for use in auditoriums, classrooms, jury boxes, public venues and more. The base must be mounted to the floor (mounting hardware not included). See Pedestal Base Installation Guide on website for details.
- Fixed loop arm design comes standard in Black fiberglass reinforced nylon with a self-skinned urethane (SSU) armcap; which is soft, durable and warm to the touch. The armcap overhangs the front and side of the arm so that chair to table contact is cushioned by the pliable edge.
- Five prong, injection molded, fiberglass reinforced nylon Black base with dual wheel carpet casters (C1).
- Upholstery options: fabric, vinyl or leather. Vinyl and leather models may feature stitch detail across the seat and/or back cushions, if applicable.

OPTIONAL FEATURES

- Upholstery is available with exaggerated top stitch detail (heavier thread). 14 coordinating or contrasting colors may be selected. Please specify.
- For additional caster options, please refer to the Arm and Caster section (page 352). *Optional casters may be priced higher than the standard casters for your chair and the difference will be charged. Lower priced optional casters will not be credited.*
- Pedestal base models have Black bases with 2" height adjustable cylinders, please specify:
 - (SH) Swivel, auto return to max height. No upcharge.
 - (SN) Non-swivel, auto return to max height. Add \$16.
 - (SC) Swivel, auto return to center and return to max height. Add \$26.

Please add option codes in the following order:






- **Model number**
 - 6460 Extended high back.
 - 6461 High back.
 - 6462 Medium back.
- **Textile**
 - Specify textile code.
- **Mechanism**
 - (4) tilter mechanism. No upcharge.
 - (2) knee-tilt mechanism. Add \$131.
- **Arms**
 - (SS) Black nylon arms w/SSU armcaps.
 - (AN) Aluminum arms w/SSU armcaps.
 - Aluminum arms with wood armcaps, specify finish from the following. Add \$197.
 - (AB) Absolute AAM
 - (B2) Black BKM
 - (AE) Cherry ACM
 - (EO) English Oak EOM
 - (EC) Espresso Cafe ECM
 - (HG) Gray HGM
 - (AH) Honey AHM
 - (TM) Mahogany TMM
 - (AV) Maple AVM
 - (MW) Medium Walnut MWM
 - (NT) Natural Walnut NLW
 - (AT) Night ASM
 - (BI) Noce Biondo NBM
 - (GI) Noce Grigio NGM
 - (EI) Noce Leggero NEM
 - (MI) Noce Medio NMM
 - (SK) Shaker Cherry SKM
 - (TF) Fruitwood TFM
 - (W4) Walnut TWM
 - (WR) WC Cream WTM
 - (WH) White WHM
 - (WC) Winter Cherry WCM (colors shown on website)
- **Base**
 - (B7) Black nylon B7B base.
 - (A7) Polished aluminum B7A base. Add \$131.
- **Casters**
 - (CX) Dual wheel carpet casters (C1).
 - (ID) Dual wheel hard floor casters (C9R). Add \$21.
- **Stitch detail**
 - (MS) Color matched stitching. Decorative top stitch. No upcharge.


(XP) Black	(XB) Beige
(XG) Copen	(XA) Graphite
(XK) Mahogany	(XJ) Natural
(XH) Navy #3	(XD) New Grey
(XF) Nickel	(XN) Off-white
(XL) Rubytone	(XI) Scarlet
(XC) Smoke	(XE) Taupe

 (colors shown on website)
- **Seat foam**
 - (SF) Standard foam.
 - (MF) Memory foam. Add \$106.

EXAMPLE LURAY ORDER CODE:

6460	-VWA50	-4	-AH	-A7	-CX	-MS	-SF
Model number	Textile	Mechanism	Arms	Base	Casters	Stitch detail	Seat foam

DESCRIPTION	FEATURES	MODEL #	STANDARD TEXTILE GRADES											
			1	2	3	4	5	6	7	8	9	10	11	12
 <p>Extended High Back COM: 2.25 YD 2.06 M Unit weight: 38 LB 17.3 KG Carton weight: 46 LB 20.87 KG Carton volume: 14.75 FT³ 0.41 MT³</p>	See series notes for mechanism options.	6460	1017	1089	1150	1220	1335	1440	1546	1638	1753	1861	2007	2214
			OVERALL DIMENSIONS			SEAT DIMENSIONS			BACK DIMENSIONS					
			W	D	H	W	D	H	W	H				
			IN 25 MM 635	26.5 673	46 1168	20 508	19 483	16.5-21.5 419-546	20 508	27.5 699				
			RTA 1	1 per carton										
 <p>Extended High Back Pedestal Base COM: 2.25 YD 2.06 M Unit weight: 39 LB 17.7 KG Carton weight: 47 LB 21.32 KG Carton volume: 14.75 FT³ 0.41 MT³</p>	See series notes for mechanism options.	6460PB	1226	1298	1359	1429	1543	1649	1755	1847	1962	2070	2216	2423
			OVERALL DIMENSIONS			SEAT DIMENSIONS			BACK DIMENSIONS					
			W	D	H	W	D	H	W	H				
			IN 25 MM 635	26.5 673	44 1118	20 508	19 483	17-19 432-483	20 508	27.5 699				
			RTA 1	1 per carton										
 <p>High Back COM: 2 YD 1.83 M Unit weight: 36 LB 16.4 KG Carton weight: 44 LB 19.96 KG Carton volume: 13.75 FT³ 0.38 MT³</p>	See series notes for mechanism options.	6461	984	1048	1102	1165	1266	1360	1454	1536	1638	1734	1864	2048
			OVERALL DIMENSIONS			SEAT DIMENSIONS			BACK DIMENSIONS					
			W	D	H	W	D	H	W	H				
			IN 25 MM 635	26.5 673	42.5 1080	20 508	19 483	16.5-21.5 419-546	20 508	24 610				
			RTA 1	1 per carton										
 <p>High Back Pedestal Base COM: 2 YD 1.83 M Unit weight: 37 LB 16.8 KG Carton weight: 45 LB 20.41 KG Carton volume: 13.75 FT³ 0.38 MT³</p>	See series notes for mechanism options.	6461PB	1193	1257	1311	1373	1475	1569	1663	1745	1847	1943	2073	2257
			OVERALL DIMENSIONS			SEAT DIMENSIONS			BACK DIMENSIONS					
			W	D	H	W	D	H	W	H				
			IN 25 MM 635	26.5 673	41 1041	20 508	19 483	17-19 432-483	20 508	24 610				
			RTA 1	1 per carton										
 <p>Medium Back COM: 1.75 YD 1.6 M Unit weight: 34 LB 15.5 KG Carton weight: 40 LB 18.14 KG Carton volume: 13.75 FT³ 0.38 MT³</p>	See series notes for mechanism options.	6462	952	1008	1055	1110	1199	1281	1363	1435	1524	1608	1722	1883
			OVERALL DIMENSIONS			SEAT DIMENSIONS			BACK DIMENSIONS					
			W	D	H	W	D	H	W	H				
			IN 25 MM 635	26.5 673	39.5 1003	20 508	19 483	16.5-21.5 419-546	20 508	21 533				
			RTA 1	1 per carton										

DESCRIPTION	FEATURES	MODEL #	STANDARD TEXTILE GRADES													
			1	2	3	4	5	6	7	8	9	10	11	12		
 <p>Medium Back Pedestal Base COM: 1.75 YD 1.6 M Unit weight: 35 LB 15.9 KG Carton weight: 41 LB 18.6 KG Carton volume: 13.75 FT³ 0.38 MT³</p>	See series notes for mechanism options.	6462PB	1159	1215	1262	1317	1406	1488	1570	1642	1731	1815	1929	2090		
			OVERALL DIMENSIONS			SEAT DIMENSIONS			BACK DIMENSIONS							
			W	D	H	W	D	H	W	H						
			IN 25	26.5	37	20	19	17-19	20	21						
MM 635	673	940	508	483	432-483	508	533									
		RTA 1	1 per carton													

MALAGA



model 3140-3 (TD)



model 3140-3 (TD/PSB)



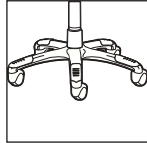
Optional Memory Foam
See right for details.



model 3141-3



model 3141-3




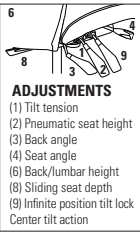

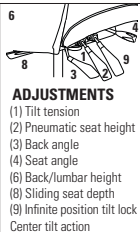
Optional B2 Base
See right for details.

STANDARD FEATURES

- A contoured molded foam seat, built-in lumbar support and an upholstered outer back shell are standard on all models.
- Standard with adjustable height T-arms with teardrop shaped (TD) self-skinned urethane (SSU) armcaps.
- All models are standard with a five prong, injection molded, fiberglass reinforced nylon Black spider base with dual wheel carpet casters (C10).
- Base and frame are available in Black only.
- All models (except high back) are shipped partially KD.
- Vari-Width (WA) width adjustable arm extensions are standard when chair is ordered with adjustable arms. Allows the arms to move away from the seat by 2" on each side to allow space if desired for broader hip widths.
- Malaga heavy duty models can be found under the Heavy Duty section (page 337).
- Upholstery options: fabric only.

OPTIONAL FEATURES

- Available with an impact resistant polypropylene back shroud in Black only, please specify (PSB). No upcharge.
- Optional abrasion resistant outer back fabric (polyester) is available. Resistant to impact damage. Available in Black only. Please specify (BKB). Add \$9.
- Polished aluminum base with Black scuff tips, please specify (B2). Add \$131.
- For hard surface flooring casters, please specify (C10R). Add \$20.
- For additional arm/caster options, please refer to the Arm and Caster section (page 352). *Optional casters may be priced higher than the standard casters for your chair and the difference will be charged. Lower priced optional casters will not be credited.*

DESCRIPTION	FEATURES	MODEL #	STANDARD TEXTILE GRADES														
			1	2	3	4	5	6	7	8	9	10	11	12			
 <p>HB Multi-Tilter COM: 1.75 YD 1.6 M Unit weight: 45 LB 20.5 KG Carton weight: 54 LB 24.49 KG Carton volume: 10.5 FT³ 0.29 MT³</p>	 <p>ADJUSTMENTS (1) Tilt tension (2) Pneumatic seat height (3) Back angle (4) Seat angle (6) Back/lumbar height (8) Sliding seat depth (9) Infinite position tilt lock Center tilt action</p>	<p>Ergonomic features: A, B, C, D, E, F, G, H, M, N, Q, S</p>	3140-3	1207	1263	1310	1365	1454	1536	1618	1690	1779	1863	1977	2138		
			OVERALL DIMENSIONS			SEAT DIMENSIONS			BACK DIMENSIONS								
			W	D	H	W	D	H	W	H							
			IN 26	25	41	20	18-21	16.5-21.5	18.5	22.5-25							
MM 660	635	1041	508	457-533	419-546	470	572-635										
			RTA 2	courier	1 per carton												
 <p>LB Multi-Tilter COM: 1.5 YD 1.37 M Unit weight: 43 LB 19.5 KG Carton weight: 52 LB 23.59 KG Carton volume: 10.5 FT³ 0.29 MT³</p>	 <p>ADJUSTMENTS (1) Tilt tension (2) Pneumatic seat height (3) Back angle (4) Seat angle (6) Back/lumbar height (8) Sliding seat depth (9) Infinite position tilt lock Center tilt action</p>	<p>Ergonomic features: A, B, C, D, E, F, G, H, M, N, Q, S, U</p>	3141-3	1144	1192	1233	1279	1356	1426	1497	1558	1635	1707	1804	1942		
			OVERALL DIMENSIONS			SEAT DIMENSIONS			BACK DIMENSIONS								
			W	D	H	W	D	H	W	H							
			IN 26	24	37	20	18-21	16.5-21.5	19.5	19-21.5							
MM 660	610	940	508	457-533	419-546	495	483-546										
			RTA 2	courier	1 per carton												

NOETIC



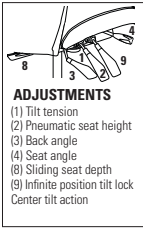
model 6074



model 6075
(shown with 4D arms)

MECHANISM OPTIONS:

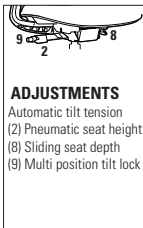
Multi-tilter mechanism



ADJUSTMENTS
 (1) Tilt tension
 (2) Pneumatic seat height
 (3) Back angle
 (4) Seat angle
 (8) Sliding seat depth
 (9) Infinite position tilt lock
 Center tilt action

Ergonomic features:
 A, B, C, E, F, G, M, N, S

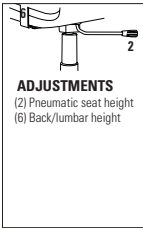
Weight sensing synchro-tilter mechanism



ADJUSTMENTS
 Automatic tilt tension
 (2) Pneumatic seat height
 (8) Sliding seat depth
 (9) Multi position tilt lock

Ergonomic features:
 B, C, E, L, M, N

Task basic swivel mechanism



ADJUSTMENTS
 (2) Pneumatic seat height
 (6) Back/lumbar height

Ergonomic features:
 C, M, N

STANDARD FEATURES

- Noetic is a thoughtfully designed ergonomic task chair that inspires each individual's best work.
- Task chairs are available with three mechanisms: task basic swivel, multi-tilter and weight-sensing synchro-tilter (height adjustable stools are available with task basic swivel mechanism only).
- Chairs are available in three frame colors: Black (**BLK**), Fog (**FOG**) or Shadow (**SHW**).
- Mesh back models are available in either Digital Mesh (6 colors) or Dimension Mesh (10 colors).
- Upholstered back models feature a unique combination of textile (inside back) and Dimension Mesh (exterior back). Dimension Mesh coordinates with the selected frame color (BLK frame - DBK mesh; FOG frame - DST mesh; SHW frame - DGM mesh).
- Task chairs with multi-tilter and weight sensing synchro-tilter mechanisms are standard with an adjustable depth, sliding seat.
- Arm and armless models are available. For arms, choose between color matched P-style fixed arms or height adjustable arms.
- Height adjustable arms are available with (2D) arms with depth sliding armcaps or (4D) arms with width, depth and rotating sliding armcaps.
- Black and Shadow frames receive color matching arms and armcaps. Fog frame height adjustable arms match the frame with Shadow armcap, height control button and accent trim.
- An adjustable lumbar support is available with an upcharge on mesh back models. Lumbar adjusts up/down (2.75", 70mm).
- All models are available with a color matching nylon five prong base or polished aluminum base.
- Carpet casters (C82) or hard surface flooring casters (C82R) coordinate with base finish. Black or Shadow bases have Black casters. Fog bases have Fog casters. Polished aluminum bases have Black casters.
- Active weight capacity for this series is 300 lbs.
- Upholstery options: fabric, vinyl or leather. Vinyl and leather models may feature stitch detail across the seat and/or back cushions, if applicable.

Please add option codes in the following order:

- Model number**
specify model number
- Mesh finish** (mesh back models)
Digital Mesh
(D50) Digital Mesh Red
(D51) Digital Mesh Blue
(D52) Digital Mesh Navy
(D53) Digital Mesh Shadow
(D54) Digital Mesh Fog
(D55) Digital Mesh Black
Dimension Mesh
(DBE) Dimension Mesh Berry
(DBK) Dimension Mesh Black
(DCL) Dimension Mesh Chalk
(DCH) Dimension Mesh Charcoal
(DCT) Dimension Mesh Citrus
(DCO) Dimension Mesh Cobalt
(DST) Dimension Mesh Fog
(DPB) Dimension Mesh Pool Blue
(DSD) Dimension Mesh Sand
(DGM) Dimension Mesh Shadow
- Inside back textile** (upholstered back models)
Specify textile code.
- Seat textile**
Specify textile code.
- Frame finish**
(BLK) Black
(FOG) Fog. Add \$158 for models with arms. Add \$131 for armless models.
(SHW) Shadow. Add \$158 for models with arms. Add \$131 for armless models.
- Lumbar support** (mesh back models)
(NAL) no lumbar
(ADL) adjustable lumbar. Add \$44.
- Arm type**
(FP) P-style fixed arm. No upcharge.
(2D) height adjustable (depth sliding armcap). No upcharge.
(4D) height adjustable (width, depth and rotating sliding armcap). No upcharge.
- Base type**
(B7) nylon base (color matches frame).
(A7) polished aluminum base. Add \$131.
- Caster type**
(82) C82 2.5" casters for carpeted surfaces.
(8R) C82R 2.5" casters for most hard floor surfaces. Add \$21.
- Moisture barrier** (seat)
(NB) no moisture barrier.
(MB) moisture barrier. Add \$81.

EXAMPLE NOETIC ORDER CODE:

6074	DBK	FU75	BLK	ADL	2D	B7	82	NB
------	-----	------	-----	-----	----	----	----	----

Model number Mesh Finish Textile Frame Finish Lumbar Arm Type Base Type Caster Type Moisture Barrier

DESCRIPTION

FEATURES

MODEL #

STANDARD TEXTILE GRADES















Mesh Back Chair, Multi-Tilter
 COM: 0.75 YD | 0.69 M
 Unit weight: 49 LB | 22.3 KG
 Carton weight: 60 LB | 27.22 KG
 Carton volume: 10.5 FT³ | 0.29 M³

	1	2	3	4	5	6	7	8	9	10	11	12
6070	1144	1168	1188	1212	1250	1285	1320	1351	1389	1425	1474	1543

	OVERALL DIMENSIONS			SEAT DIMENSIONS			BACK DIMENSIONS	
	W	D	H	W	D	H	W	H

IN	26	24	41.5	20	17.5-20	17.5-21.5	16	22
MM	660	610	1054	508	445-508	445-546	406	559

RTA 2 1 per carton

DESCRIPTION	FEATURES	MODEL #	STANDARD TEXTILE GRADES											
			1	2	3	4	5	6	7	8	9	10	11	12
 <p>Armless Mesh Back Chair, Multi-Tilter COM: 0.75 YD 0.69 M Unit weight: 44 LB 20 KG Carton weight: 55 LB 24.95 KG Carton volume: 10.5 FT³ 0.29 MT³</p>		6070NA	973	997	1017	1041	1079	1114	1149	1180	1218	1254	1303	1372
			OVERALL DIMENSIONS			SEAT DIMENSIONS			BACK DIMENSIONS					
			W	D	H	W	D	H	W	H				
			IN 20	24	41.5	20	17.5-20	17.5-21.5	16	22				
			MM 508	610	1054	508	445-508	445-546	406	559				
		RTA 2		1 per carton										
 <p>Upholstered Back Chair, Multi-Tilter COM: 1.5 YD 1.37 M Unit weight: 49 LB 22.3 KG Carton weight: 60 LB 27.22 KG Carton volume: 10.5 FT³ 0.29 MT³</p>		6071	1359	1407	1447	1495	1571	1641	1711	1773	1849	1921	2019	2157
			OVERALL DIMENSIONS			SEAT DIMENSIONS			BACK DIMENSIONS					
			W	D	H	W	D	H	W	H				
			IN 26	24	41.5	20	18.5-21	17.5-21.5	16	21				
			MM 660	610	1054	508	470-533	445-546	406	533				
		RTA 2		1 per carton										
 <p>Armless Upholstered Back Chair, Multi-Tilter COM: 1.5 YD 1.37 M Unit weight: 45.5 LB 20.7 KG Carton weight: 55 LB 24.95 KG Carton volume: 10.5 FT³ 0.29 MT³</p>		6071NA	1189	1237	1277	1325	1401	1471	1541	1603	1679	1751	1849	1987
			OVERALL DIMENSIONS			SEAT DIMENSIONS			BACK DIMENSIONS					
			W	D	H	W	D	H	W	H				
			IN 20	24	41.5	20	17-19.5	17.5-21	16	21				
			MM 508	610	1054	508	432-495	445-533	406	533				
		RTA 2		1 per carton										
 <p>Mesh Back Chair, Task Basic Swivel COM: 0.75 YD 0.69 M Unit weight: 32.5 LB 14.8 KG Carton weight: 44 LB 19.96 KG Carton volume: 10.5 FT³ 0.29 MT³</p>		6072	1025	1049	1069	1093	1131	1166	1201	1232	1270	1306	1355	1424
			OVERALL DIMENSIONS			SEAT DIMENSIONS			BACK DIMENSIONS					
			W	D	H	W	D	H	W	H				
			IN 26	24	41.25	20	17	16.25-20.25	16	21				
			MM 660	610	1048	508	432	413-514	406	533				
		RTA 2		1 per carton										
 <p>Armless Mesh Back Chair, Task Basic Swivel COM: 0.75 YD 0.69 M Unit weight: 28.5 LB 13 KG Carton weight: 39.5 LB 17.92 KG Carton volume: 10.5 FT³ 0.29 MT³</p>		6072NA	855	879	899	923	961	996	1031	1062	1100	1136	1185	1254
			OVERALL DIMENSIONS			SEAT DIMENSIONS			BACK DIMENSIONS					
			W	D	H	W	D	H	W	H				
			IN 20	24	41.25	20	17	16.25-20.25	16	21				
			MM 508	610	1048	508	432	413-514	406	533				
		RTA 2		1 per carton										
 <p>Upholstered Back Chair, Task Basic Swivel COM: 1.5 YD 1.37 M Unit weight: 33.5 LB 15.2 KG Carton weight: 44 LB 19.96 KG Carton volume: 10.5 FT³ 0.29 MT³</p>		6073	1240	1288	1328	1376	1452	1522	1592	1654	1730	1802	1900	2038
			OVERALL DIMENSIONS			SEAT DIMENSIONS			BACK DIMENSIONS					
			W	D	H	W	D	H	W	H				
			IN 26	24	41.25	20	17	16.25-20.25	16	21				
			MM 660	610	1048	508	432	413-514	406	533				
		RTA 2		1 per carton										

DESCRIPTION FEATURES MODEL # STANDARD TEXTILE GRADES



Armless Upholstered Back Chair, Task Basic Swivel
 COM: 1.5 YD | 1.37 M
 Unit weight: 28.5 LB | 13 KG
 Carton weight: 39.5 LB | 17.92 KG
 Carton volume: 10.5 FT³ | 0.29 MT³

MODEL #	STANDARD TEXTILE GRADES											
	1	2	3	4	5	6	7	8	9	10	11	12
6073NA	1070	1118	1158	1206	1282	1352	1422	1484	1560	1632	1730	1868
OVERALL DIMENSIONS			SEAT DIMENSIONS			BACK DIMENSIONS						
W	D	H	W	D	H	W	H					
IN 20	24	41.25	20	17	16.25-20.25	16	21					
MM 508	610	1048	508	432	413-514	406	533					
RTA 2		courier		1 per carton								



Mesh Back Chair, Weight Sensing Synchro-Tilter
 COM: 0.75 YD | 0.69 M
 Unit weight: 43.5 LB | 19.8 KG
 Carton weight: 45.5 LB | 20.64 KG
 Carton volume: 10.5 FT³ | 0.29 MT³

MODEL #	STANDARD TEXTILE GRADES											
	1	2	3	4	5	6	7	8	9	10	11	12
6074	1090	1114	1134	1158	1196	1231	1266	1297	1335	1371	1420	1489
OVERALL DIMENSIONS			SEAT DIMENSIONS			BACK DIMENSIONS						
W	D	H	W	D	H	W	H					
IN 26	24	40	20	17.5-20	17-21	16	21					
MM 660	610	1016	508	445-508	432-533	406	533					
RTA 2		courier		1 per carton								



Armless Mesh Back Chair, Weight Sensing Synchro-Tilter
 COM: 0.75 YD | 0.69 M
 Unit weight: 38 LB | 17.3 KG
 Carton weight: 54 LB | 24.49 KG
 Carton volume: 10.5 FT³ | 0.29 MT³

MODEL #	STANDARD TEXTILE GRADES											
	1	2	3	4	5	6	7	8	9	10	11	12
6074NA	920	944	964	988	1026	1061	1096	1127	1165	1201	1250	1319
OVERALL DIMENSIONS			SEAT DIMENSIONS			BACK DIMENSIONS						
W	D	H	W	D	H	W	H					
IN 20	24	40	20	17.5-20	17-21	16	21					
MM 508	610	1016	508	445-508	432-533	406	533					
RTA 2		courier		1 per carton								



Upholstered Back Chair, Weight Sensing Synchro-Tilter
 COM: 1.5 YD | 1.37 M
 Unit weight: 43.5 LB | 19.8 KG
 Carton weight: 44.5 LB | 20.18 KG
 Carton volume: 10.5 FT³ | 0.29 MT³

MODEL #	STANDARD TEXTILE GRADES											
	1	2	3	4	5	6	7	8	9	10	11	12
6075	1307	1355	1395	1443	1519	1589	1659	1721	1797	1869	1967	2105
OVERALL DIMENSIONS			SEAT DIMENSIONS			BACK DIMENSIONS						
W	D	H	W	D	H	W	H					
IN 26	24	40	20	17.5-20	17-21	16	21					
MM 660	610	1016	508	445-508	432-533	406	533					
RTA 2		courier		1 per carton								









Armless Upholstered Back Chair, Weight Sensing Synchro-Tilter
 COM: 1.5 YD | 1.37 M
 Unit weight: 39 LB | 17.7 KG
 Carton weight: 54 LB | 24.49 KG
 Carton volume: 10.5 FT³ | 0.29 MT³

MODEL #	STANDARD TEXTILE GRADES											
	1	2	3	4	5	6	7	8	9	10	11	12
6075NA	1135	1183	1223	1271	1347	1417	1487	1549	1625	1697	1795	1933
OVERALL DIMENSIONS			SEAT DIMENSIONS			BACK DIMENSIONS						
W	D	H	W	D	H	W	H					
IN 20	24	40	20	17.5-20	17-21	16	21					
MM 508	610	1016	508	445-508	432-533	406	533					
RTA 2		courier		1 per carton								



Mesh Back Chair, Height Adjustable Stool
 COM: 0.75 YD | 0.69 M
 Unit weight: 38 LB | 17.3 KG
 Carton weight: 49 LB | 22.23 KG
 Carton volume: 10.5 FT³ | 0.29 MT³

MODEL #	STANDARD TEXTILE GRADES											
	1	2	3	4	5	6	7	8	9	10	11	12
6076	1240	1264	1284	1308	1346	1381	1416	1447	1485	1521	1570	1639
OVERALL DIMENSIONS			SEAT DIMENSIONS			BACK DIMENSIONS						
W	D	H	W	D	H	W	H					
IN 26	24	51	20	17.5	25-35	16	21					
MM 660	610	1295	508	445	635-889	406	533					
RTA 2		courier		1 per carton								

DESCRIPTION	FEATURES	MODEL #	STANDARD TEXTILE GRADES											
			1	2	3	4	5	6	7	8	9	10	11	12
 <p>Armless Mesh Back Chair, Height Adjustable Stool COM: 0.75 YD 0.69 M Unit weight: 34 LB 15.5 KG Carton weight: 45 LB 20.41 KG Carton volume: 10.5 FT³ 0.29 MT³</p>		6076NA	1069	1093	1113	1137	1175	1210	1245	1276	1314	1350	1399	1468
			OVERALL DIMENSIONS			SEAT DIMENSIONS			BACK DIMENSIONS					
			W	D	H	W	D	H	W	H				
			IN 20	24	51	20	17.5	25-35	16	21				
			MM 508	610	1295	508	445	635-889	406	533				
		RTA 2		1 per carton										
 <p>Upholstered Back Chair, Height Adjustable Stool COM: 1.5 YD 1.37 M Unit weight: 38.5 LB 17.5 KG Carton weight: 49.5 LB 22.45 KG Carton volume: 10.5 FT³ 0.29 MT³</p>		6077	1455	1503	1543	1591	1667	1737	1807	1869	1945	2017	2115	2253
			OVERALL DIMENSIONS			SEAT DIMENSIONS			BACK DIMENSIONS					
			W	D	H	W	D	H	W	H				
			IN 26	24	51	20	17	25-35	16	21				
			MM 660	610	1295	508	432	635-889	406	533				
		RTA 2		1 per carton										
 <p>Armless Upholstered Back Chair, Height Adjustable Stool COM: 1.5 YD 1.37 M Unit weight: 35 LB 15.9 KG Carton weight: 46 LB 20.87 KG Carton volume: 10.5 FT³ 0.29 MT³</p>		6077NA	1284	1332	1372	1420	1496	1566	1636	1698	1774	1846	1944	2082
			OVERALL DIMENSIONS			SEAT DIMENSIONS			BACK DIMENSIONS					
			W	D	H	W	D	H	W	H				
			IN 20	24	51	20	17	25-35	16	21				
			MM 508	610	1295	508	432	635-889	406	533				
		RTA 2		1 per carton										

NOVELLO



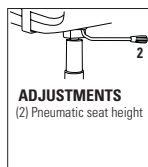
model 6400-TC66-IC-CP-C5-82-SF



model 6400-TC65-FG-FP-F5-82-SF

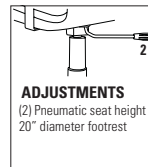
MECHANISM OPTIONS:

Task chair mechanism



Ergonomic features:
C, M

Task stool mechanism



Ergonomic features:
C, M

EXAMPLE NOVELLO ORDER CODE:

6400	-HD08	-FG	-FP	-F5	-8F	-	-SF
------	-------	-----	-----	-----	-----	---	-----

Model number Textile Shell/Arms Armcaps Base Casters Footrest Seat foam

STANDARD FEATURES




- A revolutionary new task chair that can go anywhere - it requires no adjustments and provides exceptional comfort for any size user.
- Novello features a special polymer shell that flexes, allowing the seat to glide smoothly on a concealed track system. It is strong and durable, with clean lines and offers effective support.
- Chairs are molded with one-piece flexible shells; available in Black (BK), Fog (FG) or Cloud (IC).
- Chairs are standard with a five prong, injection molded, fiberglass reinforced nylon B5 base with dual wheel carpet casters (C82).
- Models with aluminum bases come with Chrome gas cylinders. Models with Fog or Cloud shells come with Chrome gas cylinders.
- Standard with Global's high quality Soft Descent™ pneumatic lift which slowly and gently lowers the seat height of the chair making it easy to obtain the exact seat height you desire.
- Pedestal base models provide fixed location seating for use in auditoriums, classrooms, jury boxes, public venues and more. The base must be mounted to the floor (mounting hardware not included). See Pedestal Base Installation Guide on website for details.
- Upholstery options: fabric, vinyl or leather. Vinyl and leather models may feature stitch detail across the seat and/or back cushions, if applicable.










OPTIONAL FEATURES









- For additional caster options, please refer to the Arm and Caster section (page 354). *Optional casters may be priced higher than the standard casters for your chair and the difference will be charged. Lower priced optional casters will not be credited.*
- Pedestal base models have Black bases with 2" height adjustable cylinders, please specify:
(SH) Swivel, auto return to max height. No upcharge.
(SN) Non-swivel, auto return to max height. Add \$16.
(SC) Swivel, auto return to center and return to max height. Add \$26.

Please add option codes in the following order:

- **Model number**
6400 Chair with arms.
6401 Chair, armless.
6402 Chair with arms, fully upholstered.
6403 Chair, armless, fully upholstered.
6410 Stool with arms.
6411 Stool, armless.
6412 Stool with arms, fully upholstered.
6413 Stool, armless, fully upholstered.
- **Textile**
Specify textile code.
- **Shell/arm color**
(BK) to model # for Black shell. No upcharge.
(FG) to model # for Fog shell. Add \$46.
(IC) to model # for Cloud shell. Add \$46.
- **Armcaps** (no upcharge)
(BP) Black self-skinned urethane.
(FP) Fog self-skinned urethane.
(CP) Cloud self-skinned urethane.
- **Base**
(B5) Black nylon base. No upcharge.
(F5) Fog nylon base. Add \$41.
(C5) Cloud nylon base. Add \$41.
(BA) Polished aluminum w/Black accent. Add \$53.
(FA) Polished aluminum w/Fog accent. Add \$53.
(CA) Polished aluminum w/Cloud accent. Add \$53.
- **Casters**
(82) C82 dual wheel carpet casters. No upcharge.
(8R) C82R dual wheel hard floor casters. Add \$21.
(8F) Fog C82 dual wheel carpet casters. No upcharge.
(2F) Fog C82R dual wheel hard floor casters. Add \$21.
- **Footrest (stools only)**
(R3) Polished aluminum w/Black accent. No upcharge.
(R4) Fully polished aluminum. Add \$26.
- **Seat foam**
(SF) Standard foam. No upcharge.
(PF) Extra plush cushion. Add \$15.

DESCRIPTION	FEATURES	MODEL #	STANDARD TEXTILE GRADES											
			1	2	3	4	5	6	7	8	9	10	11	12
 <p>Task Chair w/Arms COM: 0.75 YD 0.69 M Unit weight: 30 LB 13.6 KG Carton weight: 40 LB 18.14 KG Carton volume: 8.25 FT³ 0.23 MT³</p>	Upholstered seat/polypropylene back.	6400	893	917	937	961	999	1034	1069	1100	1138	1174	1223	1292
			OVERALL DIMENSIONS			SEAT DIMENSIONS			BACK DIMENSIONS					
			IN	25	22	36	18.5	18	16.5-21.5	20.5	18.5			
			MM	635	559	914	470	457	419-546	521	470			
			RTA 2		1 per carton									
 <p>Task Chair w/Arms Pedestal Base COM: 0.75 YD 0.69 M Unit weight: 31 LB 14.1 KG Carton weight: 42 LB 19.05 KG Carton volume: 8.25 FT³ 0.23 MT³</p>	Upholstered seat/polypropylene back.	6400PB	1100	1124	1144	1168	1206	1241	1276	1307	1345	1381	1430	1499
			OVERALL DIMENSIONS			SEAT DIMENSIONS			BACK DIMENSIONS					
			IN	25	22	34	18.5	18	16-18	20.5	18.5			
			MM	635	559	864	470	457	406-457	521	470			
			RTA 2	1 per carton										

DESCRIPTION	FEATURES	MODEL #	STANDARD TEXTILE GRADES											
			1	2	3	4	5	6	7	8	9	10	11	12
 Armless Task Chair COM: 0.75 YD 0.69 M Unit weight: 27 LB 12.3 KG Carton weight: 35 LB 15.88 KG Carton volume: 6.75 FT³ 0.19 MT³	Upholstered seat/polypropylene back.	6401	813	837	857	881	919	954	989	1020	1058	1094	1143	1212
			OVERALL DIMENSIONS			SEAT DIMENSIONS			BACK DIMENSIONS					
			W	D	H	W	D	H	W	H				
			IN 21.5	22	36	18.5	18	16.5-21.5	20.5	18.5				
			MM 546	559	914	470	457	419-546	521	470				
		RTA 2		1 per carton										
 Armless Task Chair Pedestal Base COM: 0.75 YD 0.69 M Unit weight: 28 LB 12.7 KG Carton weight: 39 LB 17.69 KG Carton volume: 6.75 FT³ 0.19 MT³	Upholstered seat/polypropylene back.	6401PB	1022	1046	1066	1090	1128	1163	1198	1229	1267	1303	1352	1421
			OVERALL DIMENSIONS			SEAT DIMENSIONS			BACK DIMENSIONS					
			W	D	H	W	D	H	W	H				
			IN 21.5	22	34	18.5	18	16-18	20.5	18.5				
			MM 546	559	864	470	457	406-457	521	470				
		RTA 2	1 per carton											
 Task Chair w/Arms COM: 0.75 YD 0.69 M Unit weight: 32 LB 14.5 KG Carton weight: 42 LB 19.05 KG Carton volume: 8.25 FT³ 0.23 MT³	Upholstered seat & back.	6402	944	968	988	1012	1050	1085	1120	1151	1189	1225	1274	1343
			OVERALL DIMENSIONS			SEAT DIMENSIONS			BACK DIMENSIONS					
			W	D	H	W	D	H	W	H				
			IN 25	22	36	18.5	17.5	16.5-21.5	20.5	18.5				
			MM 635	559	914	470	445	419-546	521	470				
		RTA 2		1 per carton										
 Task Chair w/Arms Pedestal Base COM: 0.75 YD 0.69 M Unit weight: 33 LB 15 KG Carton weight: 44 LB 19.96 KG Carton volume: 8.25 FT³ 0.23 MT³	Upholstered seat & back.	6402PB	1153	1177	1197	1221	1259	1294	1329	1360	1398	1434	1483	1552
			OVERALL DIMENSIONS			SEAT DIMENSIONS			BACK DIMENSIONS					
			W	D	H	W	D	H	W	H				
			IN 25	22	34	18.5	17.5	16-18	20.5	18.5				
			MM 635	559	864	470	445	406-457	521	470				
		RTA 2	1 per carton											
 Armless Task Chair COM: 0.75 YD 0.69 M Unit weight: 29 LB 13.2 KG Carton weight: 37 LB 16.78 KG Carton volume: 6.75 FT³ 0.19 MT³	Upholstered seat & back.	6403	866	890	910	934	972	1007	1042	1073	1111	1147	1196	1265
			OVERALL DIMENSIONS			SEAT DIMENSIONS			BACK DIMENSIONS					
			W	D	H	W	D	H	W	H				
			IN 21.5	22	36	18.5	17.5	16.5-21.5	20.5	18.5				
			MM 546	559	914	470	445	419-546	521	470				
		RTA 2		1 per carton										
 Armless Task Chair Pedestal Base COM: 0.75 YD 0.69 M Unit weight: 30 LB 13.6 KG Carton weight: 41 LB 18.6 KG Carton volume: 6.75 FT³ 0.19 MT³	Upholstered seat & back.	6403PB	1074	1098	1118	1142	1180	1215	1250	1281	1319	1355	1404	1473
			OVERALL DIMENSIONS			SEAT DIMENSIONS			BACK DIMENSIONS					
			W	D	H	W	D	H	W	H				
			IN 21.5	22	34	18.5	17.5	16-18	20.5	18.5				
			MM 546	559	864	470	445	406-457	521	470				
		RTA 2	1 per carton											

DESCRIPTION	FEATURES	MODEL #	STANDARD TEXTILE GRADES											
			1	2	3	4	5	6	7	8	9	10	11	12
 <p>Task Stool w/Arms COM: 0.75 YD 0.69 M Unit weight: 34 LB 15.5 KG Carton weight: 44 LB 19.96 KG Carton volume: 8.25 FT³ 0.23 MT³</p>	Upholstered seat/polypropylene back.	6410	1053	1077	1097	1121	1159	1194	1229	1260	1298	1334	1383	1452
			OVERALL DIMENSIONS			SEAT DIMENSIONS			BACK DIMENSIONS					
			W	D	H	W	D	H	W	H				
			IN 25 MM 635	22 559	46 1168	18.5 470	18 457	24-34 610-864	20.5 521	18.5 470				
			RTA 2		1 per carton									
 <p>Armless Task Stool COM: 0.75 YD 0.69 M Unit weight: 31 LB 14.1 KG Carton weight: 39 LB 17.69 KG Carton volume: 6.75 FT³ 0.19 MT³</p>	Upholstered seat/polypropylene back.	6411	974	998	1018	1042	1080	1115	1150	1181	1219	1255	1304	1373
			OVERALL DIMENSIONS			SEAT DIMENSIONS			BACK DIMENSIONS					
			W	D	H	W	D	H	W	H				
			IN 21.5 MM 546	22 559	46 1168	18.5 470	18 457	24-34 610-864	20.5 521	18.5 470				
			RTA 2		1 per carton									
 <p>Task Stool w/Arms COM: 0.75 YD 0.69 M Unit weight: 36 LB 16.4 KG Carton weight: 46 LB 20.87 KG Carton volume: 8.25 FT³ 0.23 MT³</p>	Upholstered seat & back.	6412	1106	1130	1150	1174	1212	1247	1282	1313	1351	1387	1436	1505
			OVERALL DIMENSIONS			SEAT DIMENSIONS			BACK DIMENSIONS					
			W	D	H	W	D	H	W	H				
			IN 25 MM 635	22 559	46 1168	18.5 470	17.5 445	24-34 610-864	20.5 521	18.5 470				
			RTA 2		1 per carton									
 <p>Armless Task Stool COM: 0.75 YD 0.69 M Unit weight: 33 LB 15 KG Carton weight: 41 LB 18.6 KG Carton volume: 6.75 FT³ 0.19 MT³</p>	Upholstered seat & back.	6413	1027	1051	1071	1095	1133	1168	1203	1234	1272	1308	1357	1426
			OVERALL DIMENSIONS			SEAT DIMENSIONS			BACK DIMENSIONS					
			W	D	H	W	D	H	W	H				
			IN 21.5 MM 546	22 559	46 1168	18.5 470	17.5 445	24-34 610-864	20.5 521	18.5 470				
			RTA 2		1 per carton									

OBUSFORME



model 4430 (G3)



model 4432 (G3)

STANDARD FEATURES



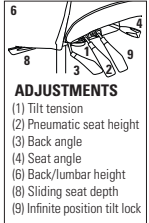


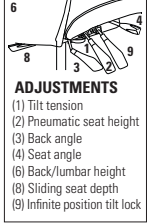

- Contoured seat and back with twin density molded foam.
- Height, width and depth adjustable (**G3**) arms with self-skinned urethane (SSU) arm pads. Armcaps articulate inwards 30°.
- Side activated sliding seat depth adjustment is standard on multi-tilters.
- Vari-Width (**WA**) width adjustable arm extensions are standard when chair is ordered with adjustable arms. Allows the arms to move away from the seat by 2" on each side to allow space if desired for broader hip widths.
- Base and frame are available in Black only.
- All models are standard with a five prong, injection molded, fiberglass reinforced nylon Black spider base with dual wheel carpet casters (**C65**).
- Upholstery options: fabric only. Please check website for availability.
- ObusForme does not always upholster wrinkle free. This is more obvious in heavier textile or textile with little stretch.

OPTIONAL FEATURES

- For hard surface flooring casters, please specify (**C65R**). Add \$21.
- For additional arm/caster options, please refer to the Arm and Caster section (page 354). *Optional casters may be priced higher than the standard casters for your chair and the difference will be charged. Lower priced optional casters will not be credited.*

Preferred chair of choice for students at:



DESCRIPTION	FEATURES	MODEL #	STANDARD TEXTILE GRADES														
			*1	*2	*3	*4	5	6	7	8	9	10	11	12			
 <p>Lumbar Pad/Headrest COM: 0.33 YD 0.3 M Unit weight: 1 LB 0.45 KG Carton weight: 1 LB 0.45 KG Carton volume: 0.5 FT³ 0.01 MT³</p>	<p>* Textile options are limited, see notes.</p>	4411	41	52	60	71	88	103	119	132	149	165	186	217			
			OVERALL DIMENSIONS			SEAT DIMENSIONS			BACK DIMENSIONS								
			W	D	H	W	D	H	W	H							
	IN 9	3	5	-	-	-	-	-	-	-	-	-	-	-			
	MM 229	76	127	-	-	-	-	-	-	-	-	-	-	-			
	RTA 00		1 per carton														
 <p>HB Multi-Tilter COM: 1.75 YD 1.6 M Unit weight: 51 LB 23.2 KG Carton weight: 62 LB 28.12 KG Carton volume: 10.5 FT³ 0.29 MT³</p>	 <p>ADJUSTMENTS (1) Tilt tension (2) Pneumatic seat height (3) Back angle (4) Seat angle (6) Back/lumbar height (8) Sliding seat depth (9) Infinite position tilt lock</p> <p>* Textile options are limited, see notes.</p>	4430	*1	*2	*3	*4	5	6	7	8	9	10	11	12			
			1398	1454	1501	1556	1645	1727	1809	1881	1970	2054	2168	2329			
			OVERALL DIMENSIONS			SEAT DIMENSIONS			BACK DIMENSIONS								
W	D	H	W	D	H	W	H										
	IN 23.5	23.5	53.5	19.5	17-20	16.5-20.5	18	31-33.5									
	MM 597	597	1359	495	432-508	419-521	457	787-851									
	RTA 2		1 per carton														
 <p>MB Multi-Tilter COM: 1.5 YD 1.37 M Unit weight: 49 LB 22.3 KG Carton weight: 59 LB 26.76 KG Carton volume: 10.5 FT³ 0.29 MT³</p>	 <p>ADJUSTMENTS (1) Tilt tension (2) Pneumatic seat height (3) Back angle (4) Seat angle (6) Back/lumbar height (8) Sliding seat depth (9) Infinite position tilt lock</p> <p>* Textile options are limited, see notes.</p>	4432	*1	*2	*3	*4	5	6	7	8	9	10	11	12			
			1293	1341	1382	1428	1505	1575	1646	1707	1784	1856	1953	2091			
			OVERALL DIMENSIONS			SEAT DIMENSIONS			BACK DIMENSIONS								
W	D	H	W	D	H	W	H										
	IN 23.5	23.5	42.5	19.5	17-20	16.5-20.5	18	21-23.5									
	MM 597	597	1080	495	432-508	419-521	457	533-597									
	RTA 2		1 per carton														

OBUSFORME COMFORT



model 1240-3

model 1241-3



Optional Memory Foam
See right for details.




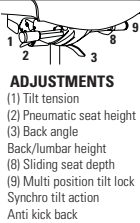


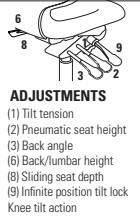


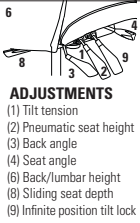

model 1261-3


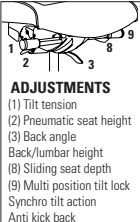


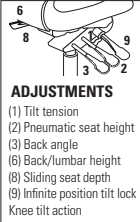


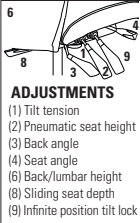





STANDARD FEATURES


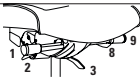


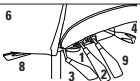


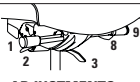


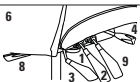

- ObusForme Comfort is recommended by chiropractors worldwide.
- Features a new elastomeric back support system that provides impressive comfortable support with no pressure points along the spine.
- Height, width and depth adjustable (**G3**) arms with self-skinned urethane (SSU) arm pads. Armcaps articulate inwards 30°.
- Five prong, injection molded, fiberglass reinforced nylon Black spider base with dual wheel carpet casters (**C65**).
- Standard seat foam is a dual cushion with a soft top layer and firm supportive lower layer.
- Sliding seat depth is standard on all synchro-tilter and multi-tilter models.
- Schukra™ depth adjustable lumbar support for personalized back support and comfort is standard on select models.
- Vari-Width (**WA**) width adjustable arm extensions are standard when chair is ordered with adjustable arms. Allows the arms to move away from the seat by 2" on each side to allow space if desired for broader hip widths.
- Standard with Global's high quality Soft Descent™ pneumatic lift which slowly and gently lowers the seat height of the chair making it easy to obtain the exact seat height you desire.
- All models are shipped partially KD.
- ObusForme Comfort heavy duty models can be found under the Heavy Duty section (page 338).
- Upholstery options: fabric, vinyl or leather. Vinyl and leather models may feature stitch detail across the seat and/or back cushions, if applicable.
- "P" petite seat models have a seat that is 0.75 shallower and 1.5" narrower than the standard seat.
- Petite seats have the same list prices as standard models.

OPTIONAL FEATURES

- Seat available in memory foam, please specify (**MF**). Add \$106.
- Polished aluminum base with Black end guards (**B2**) is available, please specify (**ALU**). Add \$131.
- For hard surface flooring casters, please specify (**C65R**). Add \$21.
- For additional arm/caster options, please refer to the Arm and Caster section (page 354). *Optional casters may be priced higher than the standard casters for your chair and the difference will be charged. Lower priced optional casters will not be credited.*

DESCRIPTION	FEATURES	MODEL #	STANDARD TEXTILE GRADES														
			1	2	3	4	5	6	7	8	9	10	11	12			
 <p>HB Synchro-Tilter COM: 2.25 YD 2.06 M Unit weight: 58 LB 26.4 KG Carton weight: 67 LB 30.39 KG Carton volume: 11 FT³ 0.31 M³</p>	 <p>ADJUSTMENTS (1) Tilt tension (2) Pneumatic seat height (3) Back angle Back/lumbar height (8) Sliding seat depth (9) Multi position tilt lock Synchro tilt action Anti kick back</p>	<p>Ergonomic features: A, B, C, D, E, G, H, L, M, N, Q, R, U</p>	<p>1240-0 1011 1083 1144 1214 1328 1434 1540 1632 1747 1855 2001 2208 1240P-0 Petite seat IN W19.5 D16.75-19.75 H16-20 MM W495 D425-502 H406-508</p>														
			<p>OVERALL DIMENSIONS</p>			<p>SEAT DIMENSIONS</p>			<p>BACK DIMENSIONS</p>								
			IN	26	25	48	21	17.5-20.5	16-20	19.5	27-32.25						
			MM	660	635	1219	533	445-521	406-508	495	686-819						
			<p>RTA 2  1 per carton</p>														
 <p>HB Knee-Tilter COM: 2.25 YD 2.06 M Unit weight: 58 LB 26.4 KG Carton weight: 67 LB 30.39 KG Carton volume: 11 FT³ 0.31 M³</p>	 <p>ADJUSTMENTS (1) Tilt tension (2) Pneumatic seat height (3) Back angle (6) Back/lumbar height (8) Sliding seat depth (9) Infinite position tilt lock Knee tilt action</p>	<p>Ergonomic features: A, B, C, D, E, G, H, J, M, N, Q, R, U</p>	<p>1240-2 1152 1224 1285 1355 1469 1575 1681 1773 1888 1996 2142 2349 1240P-2 Petite seat IN W19.5 D16.75-19.25 H16.5-20.5 MM W495 D425-489 H419-521</p>														
			<p>OVERALL DIMENSIONS</p>			<p>SEAT DIMENSIONS</p>			<p>BACK DIMENSIONS</p>								
			IN	26	25	48.5	21	17.5-20	16.5-20.5	19.5	27-32.25						
			MM	660	635	1232	533	445-508	419-521	495	686-819						
			<p>RTA 2  1 per carton</p>														
 <p>HB Multi-Tilter COM: 2.25 YD 2.06 M Unit weight: 60 LB 27.3 KG Carton weight: 69 LB 31.3 KG Carton volume: 11 FT³ 0.31 M³</p>	 <p>ADJUSTMENTS (1) Tilt tension (2) Pneumatic seat height (3) Back angle (4) Seat angle (6) Back/lumbar height (8) Sliding seat depth (9) Infinite position tilt lock</p>	<p>Ergonomic features: A, B, C, D, E, F, G, H, M, N, Q, R, S, U</p>	<p>1240-3 1011 1083 1144 1214 1328 1434 1540 1632 1747 1855 2001 2208 1240P-3 Petite seat IN W19.5 D16.75-19.75 H16-20 MM W495 D425-502 H406-508</p>														
			<p>OVERALL DIMENSIONS</p>			<p>SEAT DIMENSIONS</p>			<p>BACK DIMENSIONS</p>								
			IN	26	25	48	21	17.5-20.5	16-20	19.5	27-32.25						
			MM	660	635	1219	533	445-521	406-508	495	686-819						
			<p>RTA 2  1 per carton</p>														

DESCRIPTION	FEATURES	MODEL #	STANDARD TEXTILE GRADES																																																								
			1	2	3	4	5	6	7	8	9	10	11	12																																													
 <p>MB Synchro-Tilter COM: 2 YD 1.83 M Unit weight: 60 LB 27.3 KG Carton weight: 69 LB 31.3 KG Carton volume: 10.5 FT³ 0.29 MT³</p>	 <p>ADJUSTMENTS (1) Tilt tension (2) Pneumatic seat height (3) Back angle Back/lumbar height (8) Sliding seat depth (9) Multi position tilt lock Synchro tilt action Anti kick back</p>	<p>Ergonomic features: A, B, C, D, E, G, H, L, M, N, Q, R, U</p>	<table border="1"> <tr> <th colspan="3">OVERALL DIMENSIONS</th> <th colspan="3">SEAT DIMENSIONS</th> <th colspan="3">BACK DIMENSIONS</th> </tr> <tr> <th>W</th> <th>D</th> <th>H</th> <th>W</th> <th>D</th> <th>H</th> <th>W</th> <th>H</th> <th colspan="4"></th> </tr> <tr> <td>IN 26</td> <td>25</td> <td>44</td> <td>21</td> <td>17.5-20.5</td> <td>16-20</td> <td>19.5</td> <td>22-27.25</td> <td colspan="4"></td> </tr> <tr> <td>MM 660</td> <td>635</td> <td>1118</td> <td>533</td> <td>445-521</td> <td>406-508</td> <td>495</td> <td>559-692</td> <td colspan="4"></td> </tr> </table>												OVERALL DIMENSIONS			SEAT DIMENSIONS			BACK DIMENSIONS			W	D	H	W	D	H	W	H					IN 26	25	44	21	17.5-20.5	16-20	19.5	22-27.25					MM 660	635	1118	533	445-521	406-508	495	559-692				
			OVERALL DIMENSIONS			SEAT DIMENSIONS			BACK DIMENSIONS																																																		
			W	D	H	W	D	H	W	H																																																	
IN 26	25	44	21	17.5-20.5	16-20	19.5	22-27.25																																																				
MM 660	635	1118	533	445-521	406-508	495	559-692																																																				
<p>RTA 2  1 per carton</p>																																																											
 <p>MB Knee-Tilter COM: 2 YD 1.83 M Unit weight: 58 LB 26.4 KG Carton weight: 67 LB 30.39 KG Carton volume: 10.5 FT³ 0.29 MT³</p>	 <p>ADJUSTMENTS (1) Tilt tension (2) Pneumatic seat height (3) Back angle (6) Back/lumbar height (8) Sliding seat depth (9) Infinite position tilt lock Knee tilt action</p>	<p>Ergonomic features: A, B, C, D, E, G, H, J, M, N, Q, R, U</p>	<table border="1"> <tr> <th colspan="3">OVERALL DIMENSIONS</th> <th colspan="3">SEAT DIMENSIONS</th> <th colspan="3">BACK DIMENSIONS</th> </tr> <tr> <th>W</th> <th>D</th> <th>H</th> <th>W</th> <th>D</th> <th>H</th> <th>W</th> <th>H</th> <th colspan="4"></th> </tr> <tr> <td>IN 26</td> <td>25</td> <td>44.5</td> <td>21</td> <td>17.5-20</td> <td>16.5-20.5</td> <td>19.5</td> <td>22-27.25</td> <td colspan="4"></td> </tr> <tr> <td>MM 660</td> <td>635</td> <td>1130</td> <td>533</td> <td>445-508</td> <td>419-521</td> <td>495</td> <td>559-692</td> <td colspan="4"></td> </tr> </table>												OVERALL DIMENSIONS			SEAT DIMENSIONS			BACK DIMENSIONS			W	D	H	W	D	H	W	H					IN 26	25	44.5	21	17.5-20	16.5-20.5	19.5	22-27.25					MM 660	635	1130	533	445-508	419-521	495	559-692				
			OVERALL DIMENSIONS			SEAT DIMENSIONS			BACK DIMENSIONS																																																		
			W	D	H	W	D	H	W	H																																																	
IN 26	25	44.5	21	17.5-20	16.5-20.5	19.5	22-27.25																																																				
MM 660	635	1130	533	445-508	419-521	495	559-692																																																				
<p>RTA 2  1 per carton</p>																																																											
 <p>MB Multi-Tilter COM: 2 YD 1.83 M Unit weight: 58 LB 26.4 KG Carton weight: 67 LB 30.39 KG Carton volume: 10.5 FT³ 0.29 MT³</p>	 <p>ADJUSTMENTS (1) Tilt tension (2) Pneumatic seat height (3) Back angle (4) Seat angle (6) Back/lumbar height (8) Sliding seat depth (9) Infinite position tilt lock</p>	<p>Ergonomic features: A, B, C, D, E, F, G, H, M, N, Q, R, S, U</p>	<table border="1"> <tr> <th colspan="3">OVERALL DIMENSIONS</th> <th colspan="3">SEAT DIMENSIONS</th> <th colspan="3">BACK DIMENSIONS</th> </tr> <tr> <th>W</th> <th>D</th> <th>H</th> <th>W</th> <th>D</th> <th>H</th> <th>W</th> <th>H</th> <th colspan="4"></th> </tr> <tr> <td>IN 26</td> <td>25</td> <td>44</td> <td>21</td> <td>17.5-20.5</td> <td>16-20</td> <td>19.5</td> <td>22-27.25</td> <td colspan="4"></td> </tr> <tr> <td>MM 660</td> <td>635</td> <td>1118</td> <td>533</td> <td>445-521</td> <td>406-508</td> <td>495</td> <td>559-692</td> <td colspan="4"></td> </tr> </table>												OVERALL DIMENSIONS			SEAT DIMENSIONS			BACK DIMENSIONS			W	D	H	W	D	H	W	H					IN 26	25	44	21	17.5-20.5	16-20	19.5	22-27.25					MM 660	635	1118	533	445-521	406-508	495	559-692				
			OVERALL DIMENSIONS			SEAT DIMENSIONS			BACK DIMENSIONS																																																		
			W	D	H	W	D	H	W	H																																																	
IN 26	25	44	21	17.5-20.5	16-20	19.5	22-27.25																																																				
MM 660	635	1118	533	445-521	406-508	495	559-692																																																				
<p>RTA 2  1 per carton</p>																																																											
 <p>Armless Chair - Sled Base COM: 1.75 YD 1.6 M Unit weight: 30 LB 13.6 KG Carton weight: 35 LB 15.88 KG Carton volume: 10 FT³ 0.28 MT³</p>	<p>Base available in Black finish only.</p>	<p>Ergonomic features: M, N</p>	<table border="1"> <tr> <th colspan="3">OVERALL DIMENSIONS</th> <th colspan="3">SEAT DIMENSIONS</th> <th colspan="3">BACK DIMENSIONS</th> </tr> <tr> <th>W</th> <th>D</th> <th>H</th> <th>W</th> <th>D</th> <th>H</th> <th>W</th> <th>H</th> <th colspan="4"></th> </tr> <tr> <td>IN 21</td> <td>24</td> <td>38</td> <td>21</td> <td>18</td> <td>18</td> <td>20</td> <td>20.5</td> <td colspan="4"></td> </tr> <tr> <td>MM 533</td> <td>610</td> <td>965</td> <td>533</td> <td>457</td> <td>457</td> <td>508</td> <td>521</td> <td colspan="4"></td> </tr> </table>												OVERALL DIMENSIONS			SEAT DIMENSIONS			BACK DIMENSIONS			W	D	H	W	D	H	W	H					IN 21	24	38	21	18	18	20	20.5					MM 533	610	965	533	457	457	508	521				
			OVERALL DIMENSIONS			SEAT DIMENSIONS			BACK DIMENSIONS																																																		
			W	D	H	W	D	H	W	H																																																	
IN 21	24	38	21	18	18	20	20.5																																																				
MM 533	610	965	533	457	457	508	521																																																				
<p>RTA 1  1 per carton</p>																																																											
 <p>Armchair - Sled Base COM: 1.75 YD 1.6 M Unit weight: 35 LB 15.9 KG Carton weight: 40 LB 18.14 KG Carton volume: 13 FT³ 0.36 MT³</p>	<p>Base available in Black finish only.</p>	<p>Ergonomic features: M, N</p>	<table border="1"> <tr> <th colspan="3">OVERALL DIMENSIONS</th> <th colspan="3">SEAT DIMENSIONS</th> <th colspan="3">BACK DIMENSIONS</th> </tr> <tr> <th>W</th> <th>D</th> <th>H</th> <th>W</th> <th>D</th> <th>H</th> <th>W</th> <th>H</th> <th colspan="4"></th> </tr> <tr> <td>IN 26.5</td> <td>24</td> <td>38</td> <td>21</td> <td>18</td> <td>18</td> <td>20</td> <td>20.5</td> <td colspan="4"></td> </tr> <tr> <td>MM 673</td> <td>610</td> <td>965</td> <td>533</td> <td>457</td> <td>457</td> <td>508</td> <td>521</td> <td colspan="4"></td> </tr> </table>												OVERALL DIMENSIONS			SEAT DIMENSIONS			BACK DIMENSIONS			W	D	H	W	D	H	W	H					IN 26.5	24	38	21	18	18	20	20.5					MM 673	610	965	533	457	457	508	521				
			OVERALL DIMENSIONS			SEAT DIMENSIONS			BACK DIMENSIONS																																																		
			W	D	H	W	D	H	W	H																																																	
IN 26.5	24	38	21	18	18	20	20.5																																																				
MM 673	610	965	533	457	457	508	521																																																				
<p>RTA 1  1 per carton</p>																																																											

DESCRIPTION	FEATURES	MODEL #	STANDARD TEXTILE GRADES																																															
			1	2	3	4	5	6	7	8	9	10	11	12																																				
 <p>HB Synchro-Tiiter w/Schukra COM: 2.25 YD 2.06 M Unit weight: 58 LB 26.4 KG Carton weight: 67 LB 30.39 KG Carton volume: 11 FT³ 0.31 MT³</p>	 <p>ADJUSTMENTS (1) Tilt tension (2) Pneumatic seat height (3) Back angle Back/lumbar height Lumbar depth (8) Sliding seat depth (9) Multi position tilt lock Synchro tilt action Anti kick back</p>	<table border="1"> <tr> <td>1260-0</td><td>1133</td><td>1205</td><td>1266</td><td>1336</td><td>1450</td><td>1556</td><td>1662</td><td>1754</td><td>1869</td><td>1977</td><td>2123</td><td>2330</td> </tr> <tr> <td>1260P-0 Petite seat</td><td colspan="11"></td> </tr> <tr> <td colspan="12">IN W19.5 D16.75-19.75 H16-20 MM W495 D425-502 H406-508</td> </tr> </table>												1260-0	1133	1205	1266	1336	1450	1556	1662	1754	1869	1977	2123	2330	1260P-0 Petite seat												IN W19.5 D16.75-19.75 H16-20 MM W495 D425-502 H406-508											
		1260-0	1133	1205	1266	1336	1450	1556	1662	1754	1869	1977	2123	2330																																				
1260P-0 Petite seat																																																		
IN W19.5 D16.75-19.75 H16-20 MM W495 D425-502 H406-508																																																		
<p>Ergonomic features: A, B, C, D, E, G, H, L, M, N, Q, R, U, V</p>			<p>OVERALL DIMENSIONS</p> <table border="1"> <tr><th>W</th><th>D</th><th>H</th></tr> <tr><td>IN 26</td><td>25</td><td>48</td></tr> <tr><td>MM 660</td><td>635</td><td>1219</td></tr> </table>			W	D	H	IN 26	25	48	MM 660	635	1219	<p>SEAT DIMENSIONS</p> <table border="1"> <tr><th>W</th><th>D</th><th>H</th></tr> <tr><td>21</td><td>17.5-20.5</td><td>16-20</td></tr> <tr><td>533</td><td>445-521</td><td>406-508</td></tr> </table>			W	D	H	21	17.5-20.5	16-20	533	445-521	406-508	<p>BACK DIMENSIONS</p> <table border="1"> <tr><th>W</th><th>H</th></tr> <tr><td>19.5</td><td>27-32.25</td></tr> <tr><td>495</td><td>686-819</td></tr> </table>			W	H	19.5	27-32.25	495	686-819															
W	D	H																																																
IN 26	25	48																																																
MM 660	635	1219																																																
W	D	H																																																
21	17.5-20.5	16-20																																																
533	445-521	406-508																																																
W	H																																																	
19.5	27-32.25																																																	
495	686-819																																																	
<p>RTA 2  1 per carton</p>																																																		
 <p>HB Multi-Tiiter w/Schukra COM: 2.25 YD 2.06 M Unit weight: 60 LB 27.3 KG Carton weight: 69 LB 31.3 KG Carton volume: 11 FT³ 0.31 MT³</p>	 <p>ADJUSTMENTS (1) Tilt tension (2) Pneumatic seat height (3) Back angle (4) Seat angle (6) Back/lumbar height Lumbar depth (8) Sliding seat depth (9) Infinite position tilt lock</p>	<table border="1"> <tr> <td>1260-3</td><td>1133</td><td>1205</td><td>1266</td><td>1336</td><td>1450</td><td>1556</td><td>1662</td><td>1754</td><td>1869</td><td>1977</td><td>2123</td><td>2330</td> </tr> <tr> <td>1260P-3 Petite seat</td><td colspan="11"></td> </tr> <tr> <td colspan="12">IN W19.5 D16.75-19.75 H16-20 MM W495 D425-502 H406-508</td> </tr> </table>												1260-3	1133	1205	1266	1336	1450	1556	1662	1754	1869	1977	2123	2330	1260P-3 Petite seat												IN W19.5 D16.75-19.75 H16-20 MM W495 D425-502 H406-508											
		1260-3	1133	1205	1266	1336	1450	1556	1662	1754	1869	1977	2123	2330																																				
1260P-3 Petite seat																																																		
IN W19.5 D16.75-19.75 H16-20 MM W495 D425-502 H406-508																																																		
<p>Ergonomic features: A, B, C, D, E, F, G, H, M, N, Q, R, S, U, V</p>			<p>OVERALL DIMENSIONS</p> <table border="1"> <tr><th>W</th><th>D</th><th>H</th></tr> <tr><td>IN 26</td><td>25</td><td>48</td></tr> <tr><td>MM 660</td><td>635</td><td>1219</td></tr> </table>			W	D	H	IN 26	25	48	MM 660	635	1219	<p>SEAT DIMENSIONS</p> <table border="1"> <tr><th>W</th><th>D</th><th>H</th></tr> <tr><td>21</td><td>17.5-20.5</td><td>16-20</td></tr> <tr><td>533</td><td>445-521</td><td>406-508</td></tr> </table>			W	D	H	21	17.5-20.5	16-20	533	445-521	406-508	<p>BACK DIMENSIONS</p> <table border="1"> <tr><th>W</th><th>H</th></tr> <tr><td>19.5</td><td>27-32.25</td></tr> <tr><td>495</td><td>686-819</td></tr> </table>			W	H	19.5	27-32.25	495	686-819															
W	D	H																																																
IN 26	25	48																																																
MM 660	635	1219																																																
W	D	H																																																
21	17.5-20.5	16-20																																																
533	445-521	406-508																																																
W	H																																																	
19.5	27-32.25																																																	
495	686-819																																																	
<p>RTA 2  1 per carton</p>																																																		
 <p>MB Synchro-Tiiter w/Schukra COM: 2 YD 1.83 M Unit weight: 56 LB 25.5 KG Carton weight: 65 LB 29.48 KG Carton volume: 10.5 FT³ 0.29 MT³</p>	 <p>ADJUSTMENTS (1) Tilt tension (2) Pneumatic seat height (3) Back angle Back/lumbar height Lumbar depth (8) Sliding seat depth (9) Multi position tilt lock Synchro tilt action Anti kick back</p>	<table border="1"> <tr> <td>1261-0</td><td>1075</td><td>1139</td><td>1193</td><td>1255</td><td>1357</td><td>1451</td><td>1545</td><td>1627</td><td>1729</td><td>1825</td><td>1955</td><td>2139</td> </tr> <tr> <td>1261P-0 Petite seat</td><td colspan="11"></td> </tr> <tr> <td colspan="12">IN W19.5 D16.75-19.75 H16-20 MM W495 D425-502 H406-508</td> </tr> </table>												1261-0	1075	1139	1193	1255	1357	1451	1545	1627	1729	1825	1955	2139	1261P-0 Petite seat												IN W19.5 D16.75-19.75 H16-20 MM W495 D425-502 H406-508											
		1261-0	1075	1139	1193	1255	1357	1451	1545	1627	1729	1825	1955	2139																																				
1261P-0 Petite seat																																																		
IN W19.5 D16.75-19.75 H16-20 MM W495 D425-502 H406-508																																																		
<p>Ergonomic features: A, B, C, D, E, G, H, L, M, N, Q, R, U, V</p>			<p>OVERALL DIMENSIONS</p> <table border="1"> <tr><th>W</th><th>D</th><th>H</th></tr> <tr><td>IN 26</td><td>25</td><td>44</td></tr> <tr><td>MM 660</td><td>635</td><td>1118</td></tr> </table>			W	D	H	IN 26	25	44	MM 660	635	1118	<p>SEAT DIMENSIONS</p> <table border="1"> <tr><th>W</th><th>D</th><th>H</th></tr> <tr><td>21</td><td>17.5-20.5</td><td>16-20</td></tr> <tr><td>533</td><td>445-521</td><td>406-508</td></tr> </table>			W	D	H	21	17.5-20.5	16-20	533	445-521	406-508	<p>BACK DIMENSIONS</p> <table border="1"> <tr><th>W</th><th>H</th></tr> <tr><td>19.5</td><td>22-27.25</td></tr> <tr><td>495</td><td>559-692</td></tr> </table>			W	H	19.5	22-27.25	495	559-692															
W	D	H																																																
IN 26	25	44																																																
MM 660	635	1118																																																
W	D	H																																																
21	17.5-20.5	16-20																																																
533	445-521	406-508																																																
W	H																																																	
19.5	22-27.25																																																	
495	559-692																																																	
<p>RTA 2  1 per carton</p>																																																		
 <p>MB Multi-Tiiter w/Schukra COM: 2 YD 1.83 M Unit weight: 58 LB 26.4 KG Carton weight: 67 LB 30.39 KG Carton volume: 10.5 FT³ 0.29 MT³</p>	 <p>ADJUSTMENTS (1) Tilt tension (2) Pneumatic seat height (3) Back angle (4) Seat angle (6) Back/lumbar height Lumbar depth (8) Sliding seat depth (9) Infinite position tilt lock</p>	<table border="1"> <tr> <td>1261-3</td><td>1075</td><td>1139</td><td>1193</td><td>1255</td><td>1357</td><td>1451</td><td>1545</td><td>1627</td><td>1729</td><td>1825</td><td>1955</td><td>2139</td> </tr> <tr> <td>1261P-3 Petite seat</td><td colspan="11"></td> </tr> <tr> <td colspan="12">IN W19.5 D16.75-19.75 H16-20 MM W495 D425-502 H406-508</td> </tr> </table>												1261-3	1075	1139	1193	1255	1357	1451	1545	1627	1729	1825	1955	2139	1261P-3 Petite seat												IN W19.5 D16.75-19.75 H16-20 MM W495 D425-502 H406-508											
		1261-3	1075	1139	1193	1255	1357	1451	1545	1627	1729	1825	1955	2139																																				
1261P-3 Petite seat																																																		
IN W19.5 D16.75-19.75 H16-20 MM W495 D425-502 H406-508																																																		
<p>Ergonomic features: A, B, C, D, E, F, G, H, M, N, Q, R, S, U, V</p>			<p>OVERALL DIMENSIONS</p> <table border="1"> <tr><th>W</th><th>D</th><th>H</th></tr> <tr><td>IN 26</td><td>25</td><td>44</td></tr> <tr><td>MM 660</td><td>635</td><td>1118</td></tr> </table>			W	D	H	IN 26	25	44	MM 660	635	1118	<p>SEAT DIMENSIONS</p> <table border="1"> <tr><th>W</th><th>D</th><th>H</th></tr> <tr><td>21</td><td>17.5-20.5</td><td>16-20</td></tr> <tr><td>533</td><td>445-521</td><td>406-508</td></tr> </table>			W	D	H	21	17.5-20.5	16-20	533	445-521	406-508	<p>BACK DIMENSIONS</p> <table border="1"> <tr><th>W</th><th>H</th></tr> <tr><td>19.5</td><td>22-27.25</td></tr> <tr><td>495</td><td>559-692</td></tr> </table>			W	H	19.5	22-27.25	495	559-692															
W	D	H																																																
IN 26	25	44																																																
MM 660	635	1118																																																
W	D	H																																																
21	17.5-20.5	16-20																																																
533	445-521	406-508																																																
W	H																																																	
19.5	22-27.25																																																	
495	559-692																																																	
<p>RTA 2  1 per carton</p>																																																		

PREFER



model 8458NA









model 8459









STANDARD FEATURES

- A sleek and comfortable multi-purpose chair beautifully suited for conference, collaboration and training environments. Designed by Norbert Geelen.
- Swivel tilt function with no visible levers or mechanisms.
- Standard with Asphalt or Alabaster frame and base, armless or with fixed arms.
- Integrated seat height adjustment lever is intuitive and easy to use.
- Dual wheel carpet casters are standard. Black (**C82**) casters standard on Asphalt base models. Fog Grey (**8F**) casters standard on Alabaster base models.
- Upholstery options: fabric, vinyl or leather. Vinyl and leather models may feature stitch detail across the seat and/or back cushions, if applicable.

OPTIONAL FEATURES

- Dimension Mesh is available in Berry (DBE), Black (DBK), Chalk (DCL), Charcoal (DCH), Citrus (DCT), Cobalt (DCO), Fog (DST), Pool Blue (DPB), Sand (DSD) and Shadow (DGM).
- Polished aluminum (**AL**) base is available on Asphalt and Alabaster frames. Add \$175.
- Polished aluminum (**AO**) arms are available on Asphalt and Alabaster fixed arm models. Add \$151
- For Asphalt base on Alabaster frame, please specify (**BK**). No upcharge.
- For Alabaster base on Asphalt frame, please specify (**AE**). Add \$35.
- For hard surface Black glides, please specify (**HG**). Add \$49.
- For hard surface flooring casters, please specify (**8R**) for Black and (**2F**) for Fog. Add \$21.

DESCRIPTION	FEATURES	MODEL #	STANDARD TEXTILE GRADES											
			1	2	3	4	5	6	7	8	9	10	11	12
 <p>MB Tilter Chair - Asphalt Base/Frame COM: 1 YD 0.91 M Unit weight: 26 LB 11.8 KG Carton weight: 33 LB 14.97 KG Carton volume: 9.5 FT³ 0.26 MT³</p>	Ergonomic features: C, M	8458	1163	1195	1222	1253	1304	1351	1398	1439	1490	1538	1603	1695
		OVERALL DIMENSIONS W D H			SEAT DIMENSIONS W D H			BACK DIMENSIONS W H						
		IN 25.5 24 39 MM 648 610 991			19.75 18.5 18-22 502 470 457-559			20 19 508 483						
		RTA 1			 1 per carton									
 <p>Armless MB Tilter Chair - Asphalt Base/Frame COM: 1 YD 0.91 M Unit weight: 25 LB 11.4 KG Carton weight: 32 LB 14.51 KG Carton volume: 9.5 FT³ 0.26 MT³</p>	Ergonomic features: C, M	8458NA	1059	1091	1118	1149	1200	1247	1294	1335	1386	1434	1499	1591
		OVERALL DIMENSIONS W D H			SEAT DIMENSIONS W D H			BACK DIMENSIONS W H						
		IN 22.5 24 39 MM 572 610 991			19.75 18.5 18-22 502 470 457-559			20 19 508 483						
		RTA 1			 1 per carton									
 <p>Height Adjustable Stool - Asphalt Base/Frame COM: 1 YD 0.91 M Unit weight: 31 LB 14.1 KG Carton weight: 38 LB 17.24 KG Carton volume: 9.5 FT³ 0.26 MT³</p>	Ergonomic features: C, M	8458S	1340	1372	1399	1430	1481	1528	1575	1616	1667	1715	1780	1872
		OVERALL DIMENSIONS W D H			SEAT DIMENSIONS W D H			BACK DIMENSIONS W H						
		IN 25.5 24 46.25 MM 648 610 1175			19.75 18.5 23.5-31.5 502 470 597-800			20 19 508 483						
		RTA 1			 1 per carton									
 <p>Armless Height Adjustable Stool - Asphalt Base/Frame COM: 1 YD 0.91 M Unit weight: 30 LB 13.6 KG Carton weight: 37 LB 16.78 KG Carton volume: 9.5 FT³ 0.26 MT³</p>	Ergonomic features: C, M	8458NAS	1238	1270	1297	1328	1379	1426	1473	1514	1565	1613	1678	1770
		OVERALL DIMENSIONS W D H			SEAT DIMENSIONS W D H			BACK DIMENSIONS W H						
		IN 22.5 24 46.25 MM 572 610 1175			19.75 18.5 23.5-31.5 502 470 597-800			20 19 508 483						
		RTA 1			 1 per carton									

DESCRIPTION	FEATURES	MODEL #	STANDARD TEXTILE GRADES															
			1	2	3	4	5	6	7	8	9	10	11	12				
 <p>MB Tilter Chair - Alabaster Base/Frame COM: 1 YD 0.91 M Unit weight: 26 LB 11.8 KG Carton weight: 33 LB 14.97 KG Carton volume: 9.5 FT³ 0.26 MT³</p>	Ergonomic features: C, M	RTA 1	 1 per carton	1196	1228	1255	1286	1337	1384	1431	1472	1523	1571	1636	1728			
				OVERALL DIMENSIONS			SEAT DIMENSIONS			BACK DIMENSIONS								
				W	D	H	W	D	H	W	H							
				IN 25.5	24	39	19.75	18.5	18-22	20	19							
				MM 648	610	991	502	470	457-559	508	483							
 <p>Armless MB Tilter Chair - Alabaster Base/Frame COM: 1 YD 0.91 M Unit weight: 25 LB 11.4 KG Carton weight: 32 LB 14.51 KG Carton volume: 9.5 FT³ 0.26 MT³</p>	Ergonomic features: C, M	RTA 1	 1 per carton	1094	1126	1153	1184	1235	1282	1329	1370	1421	1469	1534	1626			
				OVERALL DIMENSIONS			SEAT DIMENSIONS			BACK DIMENSIONS								
				W	D	H	W	D	H	W	H							
				IN 22.5	24	39	19.75	18.5	18-22	20	19							
				MM 572	610	991	502	470	457-559	508	483							
 <p>Height Adjustable Stool - Alabaster Base/Frame COM: 1 YD 0.91 M Unit weight: 31 LB 14.1 KG Carton weight: 38 LB 17.24 KG Carton volume: 9.5 FT³ 0.26 MT³</p>	Ergonomic features: C, M	RTA 1	 1 per carton	1374	1406	1433	1464	1515	1562	1609	1650	1701	1749	1814	1906			
				OVERALL DIMENSIONS			SEAT DIMENSIONS			BACK DIMENSIONS								
				W	D	H	W	D	H	W	H							
				IN 25.5	24	46.25	19.75	18.5	23.5-31.5	20	19							
				MM 648	610	1175	502	470	597-800	508	483							
 <p>Armless Height Adjustable Stool - Alabaster Base/Frame COM: 1 YD 0.91 M Unit weight: 30 LB 13.6 KG Carton weight: 37 LB 16.78 KG Carton volume: 9.5 FT³ 0.26 MT³</p>	Ergonomic features: C, M	RTA 1	 1 per carton	1271	1303	1330	1361	1412	1459	1506	1547	1598	1646	1711	1803			
				OVERALL DIMENSIONS			SEAT DIMENSIONS			BACK DIMENSIONS								
				W	D	H	W	D	H	W	H							
				IN 22.5	24	46.25	19.75	18.5	23.5-31.5	20	19							
				MM 572	610	1175	502	470	597-800	508	483							

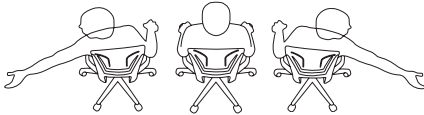
ROMA



Optional RA Arms
See right for details.

model 1906

model 1908



The polypropylene medium back and the upholstered medium back feature a flexible back construction that provides support, proper spinal alignment and comfort when moving or reaching in a seated position.

Roma Nesting Chairs




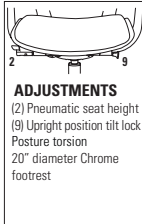


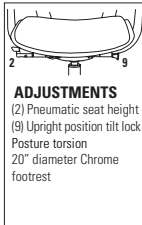

For Roma nesting chairs, please see page 177.


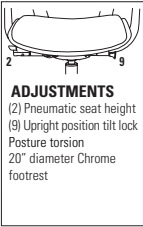


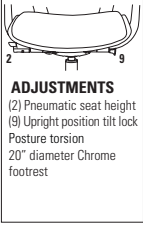


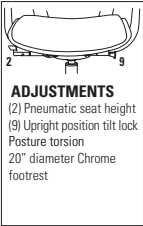


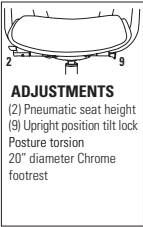


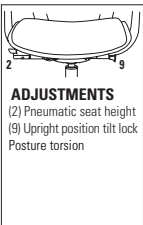

STANDARD FEATURES


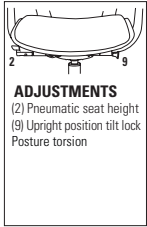


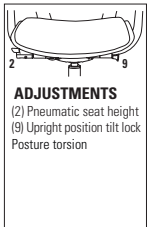


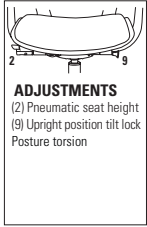


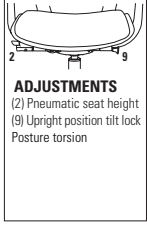


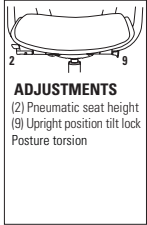

- Flexible, elegant and affordable, Roma offers a family of seating with simple clean lines.
- Roma features an exclusive chair control mechanism which allows the chair back and arms to recline together while the chair seat moves just enough to ensure comfort.
- The series includes nesting chairs, task seating and stools, with and without arms.
- Four back versions are available: mesh, upholstered, flexible polypropylene or honeycomb polypropylene.
- Flexible polypropylene back chair features a built in lumbar support designed to move as you move and is available exclusively in Black.
- The task chair upholstered back features a removable cover for on-site replacement and cleaning.
- Fixed arms are durable fiberglass reinforced nylon, fixed height. Standard with soft, durable, self-skinned urethane (SSU) armcaps that are warm to the touch.
- Standard with Global's high quality Soft Descent™ pneumatic lift which slowly and gently lowers the seat height of the chair making it easy to obtain the exact seat height you desire.
- Task chairs and stools are standard with a five prong, injection molded, fiberglass reinforced nylon Black spider base with dual wheel carpet casters (C1).
- Upholstery options: fabric, vinyl or leather. Vinyl and leather models may feature stitch detail across the seat and/or back cushions, if applicable.


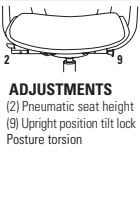


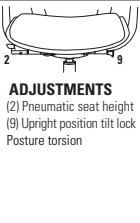



OPTIONAL FEATURES

- Breathable mesh back is available in six colors: Autumn Orange (AO), Fall Burgundy (FB), Midnight Black (MB), Spring Green (SG), Summer Blue (SB) and Winter Grey (WG).
- Optional polished aluminum base is available, please specify (ALU). Add \$131.
- A height adjustable arm with a self-skinned urethane (SSU) arm pad is optionally available for task seating, please specify (RA). Add \$62.
- For hard surface flooring casters, please specify (CSR). Add \$21.
- For additional caster options, please refer to the Arm and Caster section (page 352). *Optional casters may be priced higher than the standard casters for your chair and the difference will be charged. Lower priced optional casters will not be credited.*

DESCRIPTION	FEATURES	MODEL #	STANDARD TEXTILE GRADES													
			1	2	3	4	5	6	7	8	9	10	11	12		
 <p>Mesh MB - Armless Stool COM: 1 YD 0.91 M Unit weight: 36 LB 16.4 KG Carton weight: 43 LB 19.5 KG Carton volume: 10.5 FT³ 0.29 MT³</p>	 <p>ADJUSTMENTS (2) Pneumatic seat height (9) Upright position tilt lock Posture torsion 20" diameter Chrome footrest</p> <p>Ergonomic features: B, C, G, M, N</p>	1871	827	859	886	917	968	1015	1062	1103	1154	1202	1267	1359		
		OVERALL DIMENSIONS			SEAT DIMENSIONS			BACK DIMENSIONS								
		W	D	H	W	D	H	W	H							
		IN 19.5 MM 495	23.5 597	48 1219	19.5 495	18 457	24.5-34.5 622-876	18.5 470	19 483							
		RTA 2		1 per carton												
 <p>Polypropylene MB - Armless Stool COM: 1 YD 0.91 M Unit weight: 36 LB 16.4 KG Carton weight: 43 LB 19.5 KG Carton volume: 10.5 FT³ 0.29 MT³</p>	 <p>ADJUSTMENTS (2) Pneumatic seat height (9) Upright position tilt lock Posture torsion 20" diameter Chrome footrest</p> <p>Ergonomic features: B, C, G, M, N</p>	1872	827	859	886	917	968	1015	1062	1103	1154	1202	1267	1359		
		OVERALL DIMENSIONS			SEAT DIMENSIONS			BACK DIMENSIONS								
		W	D	H	W	D	H	W	H							
		IN 19.5 MM 495	23.5 597	48 1219	19.5 495	18 457	24.5-34.5 622-876	18.5 470	19 483							
		RTA 2		1 per carton												

DESCRIPTION	FEATURES	MODEL #	STANDARD TEXTILE GRADES														
			1	2	3	4	5	6	7	8	9	10	11	12			
 <p>Honeycomb MB - Armless Stool COM: 1 YD 0.91 M Unit weight: 36 LB 16.4 KG Carton weight: 43 LB 19.5 KG Carton volume: 10.5 FT³ 0.29 MT³</p>	 <p>ADJUSTMENTS (2) Pneumatic seat height (9) Upright position tilt lock Posture torsion 20" diameter Chrome footrest</p>	<p>Ergonomic features: B, C, G, M, N</p>	1874	857	889	916	947	998	1045	1092	1133	1184	1232	1297	1389		
			OVERALL DIMENSIONS			SEAT DIMENSIONS			BACK DIMENSIONS								
			W	D	H	W	D	H	W	H							
			IN 19.5	23.5	48	19.5	18	24.5-34.5	18.5	19							
			MM 495	597	1219	495	457	622-876	470	483							
			RTA 2		1 per carton												
 <p>Mesh MB - Stool COM: 1 YD 0.91 M Unit weight: 42 LB 19.1 KG Carton weight: 50 LB 22.68 KG Carton volume: 10.5 FT³ 0.29 MT³</p>	 <p>ADJUSTMENTS (2) Pneumatic seat height (9) Upright position tilt lock Posture torsion 20" diameter Chrome footrest</p>	<p>Ergonomic features: B, C, G, M, N</p>	1876	908	940	967	998	1049	1096	1143	1184	1235	1283	1348	1440		
			OVERALL DIMENSIONS			SEAT DIMENSIONS			BACK DIMENSIONS								
			W	D	H	W	D	H	W	H							
			IN 25.5	23.5	48	19.5	18	24.5-34.5	18.5	19							
			MM 648	597	1219	495	457	622-876	470	483							
			RTA 2		1 per carton												
 <p>Polypropylene MB - Stool COM: 1 YD 1.6 M Unit weight: 42 LB 19.1 KG Carton weight: 50 LB 22.68 KG Carton volume: 10.5 FT³ 0.29 MT³</p>	 <p>ADJUSTMENTS (2) Pneumatic seat height (9) Upright position tilt lock Posture torsion 20" diameter Chrome footrest</p>	<p>Ergonomic features: B, C, G, M, N</p>	1877	908	940	967	998	1049	1096	1143	1184	1235	1283	1348	1440		
			OVERALL DIMENSIONS			SEAT DIMENSIONS			BACK DIMENSIONS								
			W	D	H	W	D	H	W	H							
			IN 25.5	23.5	48	19.5	18	24.5-34.5	18.5	19							
			MM 648	597	1219	495	457	622-876	470	483							
			RTA 2		1 per carton												
 <p>Honeycomb MB - Stool COM: 1 YD 0.91 M Unit weight: 42 LB 19.1 KG Carton weight: 50 LB 22.68 KG Carton volume: 10.5 FT³ 0.29 MT³</p>	 <p>ADJUSTMENTS (2) Pneumatic seat height (9) Upright position tilt lock Posture torsion 20" diameter Chrome footrest</p>	<p>Ergonomic features: B, C, G, M, N</p>	1879	938	970	997	1028	1079	1126	1173	1214	1265	1313	1378	1470		
			OVERALL DIMENSIONS			SEAT DIMENSIONS			BACK DIMENSIONS								
			W	D	H	W	D	H	W	H							
			IN 25.5	23.5	48	19.5	18	24.5-34.5	18.5	19							
			MM 648	597	1219	495	457	622-876	470	483							
			RTA 2		1 per carton												
 <p>Honeycomb MB - Armless COM: 1 YD 0.91 M Unit weight: 31 LB 14.1 KG Carton weight: 38 LB 17.24 KG Carton volume: 10.5 FT³ 0.29 MT³</p>	 <p>ADJUSTMENTS (2) Pneumatic seat height (9) Upright position tilt lock Posture torsion</p>	<p>Ergonomic features: B, C, G, M, N</p>	1896	749	781	808	839	890	937	984	1025	1076	1124	1189	1281		
			OVERALL DIMENSIONS			SEAT DIMENSIONS			BACK DIMENSIONS								
			W	D	H	W	D	H	W	H							
			IN 19.5	23.5	38	19.5	18	15-19	18.5	19							
			MM 495	597	965	495	457	381-483	470	483							
			RTA 2		1 per carton												

DESCRIPTION	FEATURES	MODEL #	STANDARD TEXTILE GRADES												
			1	2	3	4	5	6	7	8	9	10	11	12	
 <p>Honeycomb MB - w/Arms COM: 1 YD 0.91 M Unit weight: 37 LB 16.8 KG Carton weight: 45 LB 20.41 KG Carton volume: 10.5 FT³ 0.29 MT³</p>	 <p>ADJUSTMENTS (2) Pneumatic seat height (9) Upright position tilt lock Posture torsion</p>	Ergonomic features: B, C, G, M, N	1897	828	860	887	918	969	1016	1063	1104	1155	1203	1268	1360
			OVERALL DIMENSIONS			SEAT DIMENSIONS			BACK DIMENSIONS						
			W	D	H	W	D	H	W		H				
			IN 25.5	23.5	38	19.5	18	15-19	18.5		19				
			MM 648	597	965	495	457	381-483	470		483				
			RTA 2		1 per carton										
 <p>Mesh MB - Armless COM: 1 YD 0.91 M Unit weight: 31 LB 14.1 KG Carton weight: 38 LB 17.24 KG Carton volume: 10.5 FT³ 0.29 MT³</p>	 <p>ADJUSTMENTS (2) Pneumatic seat height (9) Upright position tilt lock Posture torsion</p>	Ergonomic features: B, C, G, M, N	1901	716	748	775	806	857	904	951	992	1043	1091	1156	1248
			OVERALL DIMENSIONS			SEAT DIMENSIONS			BACK DIMENSIONS						
			W	D	H	W	D	H	W		H				
			IN 19.5	23.5	36.25	19.5	18	15-19	18.5		19				
			MM 495	597	921	495	457	381-483	470		483				
			RTA 2		1 per carton										
 <p>Polypropylene MB - Armless COM: 1 YD 0.91 M Unit weight: 31 LB 14.1 KG Carton weight: 38 LB 17.24 KG Carton volume: 10.5 FT³ 0.29 MT³</p>	 <p>ADJUSTMENTS (2) Pneumatic seat height (9) Upright position tilt lock Posture torsion</p>	Ergonomic features: B, C, G, M, N	1902	716	748	775	806	857	904	951	992	1043	1091	1156	1248
			OVERALL DIMENSIONS			SEAT DIMENSIONS			BACK DIMENSIONS						
			W	D	H	W	D	H	W		H				
			IN 19.5	23.5	36.25	19.5	18	15-19	18.5		19				
			MM 495	597	921	495	457	381-483	470		483				
			RTA 2		1 per carton										
 <p>Upholstered MB - Armless COM: 1.75 YD 1.6 M Unit weight: 31 LB 14.1 KG Carton weight: 38 LB 17.24 KG Carton volume: 10.5 FT³ 0.29 MT³</p>	 <p>ADJUSTMENTS (2) Pneumatic seat height (9) Upright position tilt lock Posture torsion</p>	Ergonomic features: B, C, G, M, N	1903	799	855	902	957	1046	1128	1210	1282	1371	1455	1569	1730
			OVERALL DIMENSIONS			SEAT DIMENSIONS			BACK DIMENSIONS						
			W	D	H	W	D	H	W		H				
			IN 19.5	23.5	36.25	19.5	18	15-19	18.5		19				
			MM 495	597	921	495	457	381-483	470		483				
			RTA 2		1 per carton										
 <p>Mesh MB - w/Arms COM: 1 YD 0.91 M Unit weight: 37 LB 16.8 KG Carton weight: 45 LB 20.41 KG Carton volume: 10.5 FT³ 0.29 MT³</p>	 <p>ADJUSTMENTS (2) Pneumatic seat height (9) Upright position tilt lock Posture torsion</p>	Ergonomic features: B, C, G, M, N	1906	799	831	858	889	940	987	1034	1075	1126	1174	1239	1331
			OVERALL DIMENSIONS			SEAT DIMENSIONS			BACK DIMENSIONS						
			W	D	H	W	D	H	W		H				
			IN 25.5	23.5	36.25	19.5	18	15-19	18.5		19				
			MM 648	597	921	495	457	381-483	470		483				
			RTA 2		1 per carton										

DESCRIPTION	FEATURES	MODEL #	STANDARD TEXTILE GRADES													
			1	2	3	4	5	6	7	8	9	10	11	12		
 <p>Polypropylene MB - w/Arms COM: 1 YD 0.91 M Unit weight: 37 LB 16.8 KG Carton weight: 45 LB 20.41 KG Carton volume: 10.5 FT³ 0.29 MT³</p>	 <p>ADJUSTMENTS (2) Pneumatic seat height (9) Upright position tilt lock Posture torsion</p> <p>Ergonomic features: B, C, G, M, N</p>	1907	799	831	858	889	940	987	1034	1075	1126	1174	1239	1331		
		OVERALL DIMENSIONS			SEAT DIMENSIONS			BACK DIMENSIONS								
		W	D	H	W	D	H	W	H							
		IN 25.5	23.5	36.25	19.5	18	15-19	18.5	19							
		MM 648	597	921	495	457	381-483	470	483							
			RTA 2		1 per carton											
 <p>Upholstered MB - w/Arms COM: 1.75 YD 1.6 M Unit weight: 37 LB 16.8 KG Carton weight: 45 LB 20.41 KG Carton volume: 10.5 FT³ 0.29 MT³</p>	 <p>ADJUSTMENTS (2) Pneumatic seat height (9) Upright position tilt lock Posture torsion</p> <p>Ergonomic features: B, C, G, M, N</p>	1908	855	911	958	1013	1102	1184	1266	1338	1427	1511	1625	1786		
		OVERALL DIMENSIONS			SEAT DIMENSIONS			BACK DIMENSIONS								
		W	D	H	W	D	H	W	H							
		IN 25.5	23.5	36.25	19.5	18	15-19	18.5	19							
		MM 648	597	921	495	457	381-483	470	483							
			RTA 2		1 per carton											
 <p>Upholstered Back Pad COM: 1 YD 0.91 M Unit weight: 1 LB 0.5 KG Carton weight: 1.5 LB 0.68 KG Carton volume: 1.1 FT³ 0.03 MT³</p>		1909	96	128	155	186	237	284	331	372	423	471	536	628		
		OVERALL DIMENSIONS			SEAT DIMENSIONS			BACK DIMENSIONS								
		W	D	H	W	D	H	W	H							
		IN 20.5	19	0.38	-	-	-	-	-							
		MM 521	483	10	-	-	-	-	-							
			RTA 00		1 per carton											

SCORE



model 2311







model 2315


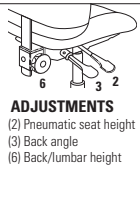


STANDARD FEATURES

- Comfortable and affordable task seating with built-in lumbar support.
- Five prong, injection molded, fiberglass reinforced nylon Black base with dual wheel carpet casters (C65).
- Base and frame available in Black only.
- Standard with adjustable height T-arms with concave shaped urethane armcaps (3M) in Black only.
- Upholstery options: fabric or vinyl only. Vinyl models may feature stitch detail across the seat and/or back cushions, if applicable.

OPTIONAL FEATURES

- For hard surface flooring casters, please specify (C65R). Add \$21.
- Vari-Width (WA) width adjustable arm extensions are optional when chair is ordered with adjustable arms. Allows the arms to move away from the seat by 2" on each side to allow space if desired for broader hip widths. Add \$84.
- For additional arm/caster options, please refer to the Arm and Caster section (page 352). *Optional casters may be priced higher than the standard casters for your chair and the difference will be charged. Lower priced optional casters will not be credited.*

DESCRIPTION	FEATURES	MODEL #	STANDARD TEXTILE GRADES														
			1	2	3	4	5	6	7	8	9	10	11	12			
 <p>LB Tilter w/Arms COM: 1.25 YD 1.14 M Unit weight: 35 LB 15.9 KG Carton weight: 39 LB 17.69 KG Carton volume: 10.75 FT³ 0.3 MT³</p>	<p>ADJUSTMENTS (1) Tilt tension (2) Pneumatic seat height (8) Manual seat depth (9) Upright position tilt lock Center tilt action</p>	<p>Ergonomic features: A, B, C, H, M, N, S</p>	2311	502	542	576	615	678	737	796	847	911	971	1052	1167		
			OVERALL DIMENSIONS			SEAT DIMENSIONS			BACK DIMENSIONS								
			W	D	H	W	D	H	W	H							
			IN 25.5 MM 648	22.5 572	36 914	20 508	18.5 470	15.5-20.5 394-521	18 457	18 457							
			RTA 1	courier 1 per carton													
 <p>LB Task Armless COM: 1.25 YD 1.14 M Unit weight: 25 LB 11.4 KG Carton weight: 30 LB 13.61 KG Carton volume: 4.9 FT³ 0.13 MT³</p>	<p>ADJUSTMENTS (2) Pneumatic seat height (8) Manual seat depth Back/lumbar height</p>	<p>Ergonomic features: C, D, E, M, N</p>	2312	290	330	364	403	466	525	584	635	699	759	840	955		
			OVERALL DIMENSIONS			SEAT DIMENSIONS			BACK DIMENSIONS								
			W	D	H	W	D	H	W	H							
			IN 20.5 MM 521	22.5 572	36 914	20 508	17-18.5 432-470	15.5-20.5 394-521	18 457	17.5-19 445-483							
			RTA 2	courier 1 per carton													
 <p>LB Task w/Arms COM: 1.25 YD 1.14 M Unit weight: 30 LB 13.6 KG Carton weight: 35 LB 15.88 KG Carton volume: 4.9 FT³ 0.13 MT³</p>	<p>ADJUSTMENTS (2) Pneumatic seat height (8) Manual seat depth Back/lumbar height</p>	<p>Ergonomic features: C, D, E, H, M, N</p>	2314	365	405	439	478	541	600	659	710	774	834	915	1030		
			OVERALL DIMENSIONS			SEAT DIMENSIONS			BACK DIMENSIONS								
			W	D	H	W	D	H	W	H							
			IN 25 MM 635	22.5 572	36 914	20 508	17-18.5 432-470	15.5-20.5 394-521	18 457	17.5-19 445-483							
			RTA 2	courier 1 per carton													
 <p>LB Posture Task Armless COM: 1.25 YD 1.14 M Unit weight: 24 LB 10.9 KG Carton weight: 29 LB 13.15 KG Carton volume: 4.9 FT³ 0.13 MT³</p>	<p>ADJUSTMENTS (2) Pneumatic seat height (3) Back angle (6) Back/lumbar height</p>	<p>Ergonomic features: C, D, G, M, N</p>	2315	383	423	457	496	559	618	677	728	792	852	933	1048		
			OVERALL DIMENSIONS			SEAT DIMENSIONS			BACK DIMENSIONS								
			W	D	H	W	D	H	W	H							
			IN 20.5 MM 521	22.5 572	36 914	20 508	16.5 419	15.5-20.5 394-521	18 457	15-19 381-483							
			RTA 2	courier 1 per carton													

DESCRIPTION	FEATURES	MODEL #	STANDARD TEXTILE GRADES													
			1	2	3	4	5	6	7	8	9	10	11	12		
 <p>LB Posture Task w/Arms COM: 1.25 YD 1.14 M Unit weight: 32 LB 14.5 KG Carton weight: 36 LB 16.33 KG Carton volume: 5.75 FT³ 0.16 M³</p>	 <p>ADJUSTMENTS (2) Pneumatic seat height (3) Back angle (6) Back/lumbar height</p> <p>Ergonomic features: C, D, G, H, M, N</p>	2317	456	496	530	569	632	691	750	801	865	925	1006	1121		
			OVERALL DIMENSIONS			SEAT DIMENSIONS			BACK DIMENSIONS							
			W	D	H	W	D	H	W	H						
			IN 25.5	22.5	36	20	16.5	15.5-20.5	18	15-19						
			MM 648	572	914	508	419	394-521	457	381-483						
				1 per carton												

SOLAR



model 8456



model 8457



model 8456NA







model 8457NA













STANDARD FEATURES

- A sophisticated and versatile mesh seating solution for conference and collaborative environments. Designed by Paul Brooks.
- One-piece molded frame is extremely light (chair weighs 24 lbs./10.9 kg) and exceeds BIFMA standard for commercial applications.
- Cascading forward seat surface and reverse edge profile provide better leg clearance and comfort.
- Integrated seat height adjustment lever is intuitive and easy to use.
- The under seat structure maintains the seamless and fluid aesthetic that defines Solar.
- All bases are standard with Black C1 dual wheel carpet casters.

OPTIONAL FEATURES

- Mesh is available in Midnight (MDN), Storm (STM) and Dove (DVE).
- Polished aluminum base is available, please specify (PA). Add \$175.
- Alabaster (AE) base can be ordered on Asphalt (BK) frame, please specify. Add \$35.
- Asphalt (APT) base can be ordered on Alabaster (ABR) frame, please specify. No upcharge.
- For hard surface Black glides, please specify (HG). Add \$49.
- For hard surface flooring casters C9R, please specify (ID). Add \$21.

DESCRIPTION	FEATURES	MODEL #	STANDARD TEXTILE GRADES						
 <p>MB Mesh Tilter - Asphalt Base/Frame COM: N/A Unit weight: 20 LB 9.1 KG Carton weight: 27 LB 12.25 KG Carton volume: 9.5 FT³ 0.26 MT³</p>	Ergonomic features: C, M	List price							
		8456	964						
		OVERALL DIMENSIONS			SEAT DIMENSIONS			BACK DIMENSIONS	
		W	D	H	W	D	H	W	H
IN 23.5	23	37.5	19.25	17	16-20	19	19		
MM 597	584	953	489	432	406-508	483	483		
		RTA 1	courier	1 per carton					
 <p>MB Mesh Tilter - Alabaster Base/Frame COM: N/A Unit weight: 20 LB 9.1 KG Carton weight: 27 LB 12.25 KG Carton volume: 9.5 FT³ 0.26 MT³</p>	Ergonomic features: C, M	List price							
		8457	1068						
		OVERALL DIMENSIONS			SEAT DIMENSIONS			BACK DIMENSIONS	
		W	D	H	W	D	H	W	H
IN 23.5	23	37.5	19.25	17	16-20	19	19		
MM 597	584	953	489	432	406-508	483	483		
		RTA 1	courier	1 per carton					
 <p>MB Mesh Stool - Asphalt Base/Frame COM: N/A Unit weight: 24 LB 10.9 KG Carton weight: 31 LB 14.06 KG Carton volume: 9.5 FT³ 0.26 MT³</p>	Ergonomic features: C, M	List price							
		8456S	1114						
		OVERALL DIMENSIONS			SEAT DIMENSIONS			BACK DIMENSIONS	
		W	D	H	W	D	H	W	H
IN 23.5	23	46	19.25	17	23-31	19	19		
MM 597	584	1168	489	432	584-787	483	483		
		RTA 1	courier	1 per carton					
 <p>MB Mesh Stool - Alabaster Base/Frame COM: N/A Unit weight: 24 LB 10.9 KG Carton weight: 31 LB 14.06 KG Carton volume: 9.5 FT³ 0.26 MT³</p>	Ergonomic features: C, M	List price							
		8457S	1213						
		OVERALL DIMENSIONS			SEAT DIMENSIONS			BACK DIMENSIONS	
		W	D	H	W	D	H	W	H
IN 23.5	23	46	19.25	17	23-31	19	19		
MM 597	584	1168	489	432	584-787	483	483		
		RTA 1	courier	1 per carton					

DESCRIPTION	FEATURES	MODEL #	STANDARD TEXTILE GRADES						
 <p>MB Mesh Tilter - Asphalt Base/Frame COM: N/A Unit weight: 18 LB 8.2 KG Carton weight: 25 LB 11.34 KG Carton volume: 9.5 FT³ 0.26 MT³</p>	Ergonomic features: C, M	List price							
		8456NA	916						
		OVERALL DIMENSIONS			SEAT DIMENSIONS			BACK DIMENSIONS	
		W	D	H	W	D	H	W	H
		IN 19.25 MM 489	23 584	37.5 953	19.25 489	17 432	16-20 406-508	19 483	19 483
			 	1 per carton					
 <p>MB Mesh Tilter - Alabaster Base/Frame COM: N/A Unit weight: 18 LB 8.2 KG Carton weight: 25 LB 11.34 KG Carton volume: 9.5 FT³ 0.26 MT³</p>	Ergonomic features: C, M	List price							
		8457NA	1014						
		OVERALL DIMENSIONS			SEAT DIMENSIONS			BACK DIMENSIONS	
		W	D	H	W	D	H	W	H
		IN 19.25 MM 489	23 584	37.5 953	19.25 489	17 432	16-20 406-508	19 483	19 483
			 	1 per carton					
 <p>MB Mesh Stool - Asphalt Base/Frame COM: N/A Unit weight: 22 LB 10 KG Carton weight: 29 LB 13.15 KG Carton volume: 9.5 FT³ 0.26 MT³</p>	Ergonomic features: C, M	List price							
		8456SNA	1058						
		OVERALL DIMENSIONS			SEAT DIMENSIONS			BACK DIMENSIONS	
		W	D	H	W	D	H	W	H
		IN 19.25 MM 489	23 584	46 1168	19.25 489	17 432	23-31 584-787	19 483	19 483
			 	1 per carton					
 <p>MB Mesh Stool - Alabaster Base/Frame COM: N/A Unit weight: 22 LB 10 KG Carton weight: 29 LB 13.15 KG Carton volume: 9.5 FT³ 0.26 MT³</p>	Ergonomic features: C, M	List price							
		8457SNA	1153						
		OVERALL DIMENSIONS			SEAT DIMENSIONS			BACK DIMENSIONS	
		W	D	H	W	D	H	W	H
		IN 19.25 MM 489	23 584	46 1168	19.25 489	17 432	23-31 584-787	19 483	19 483
			 	1 per carton					

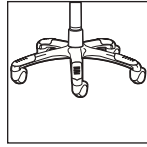
SOLO



model 5227



model 5226 (TTU)







Optional ALU Base
See right for details.

STANDARD FEATURES

- Contoured seat and back, waterfall seat edge and self-skinned urethane (SSU) armcaps provide extended comfort.
- All models (except armchairs and side chairs) are standard with a five prong, injection molded base with dual wheel carpet casters (C65).
- Seat frame and arm frame are standard in Black.
- Ganging clamp 5233 used for models 5225 and 5226 sled base models.
- Armchair models are standard with Black glides.
- Solo models 5225, 5227 and 5228 are standard with (SSU) armcaps.
- Upholstery options: fabric or vinyl only. Vinyl models may feature stitch detail across the seat and/or back cushions, if applicable.

OPTIONAL FEATURES

- There are no arm options for this series.
- Frame is optional on armchair and side chair (models 5225 and 5226) in a Tungsten (TTU) finish. No upcharge.
- Polished aluminum base with Black end guards (B2) is available, please specify (ALU). Add \$131.
- Chrome finish available on guest seating models 5225 and 5226. Add 10% of opening published grade price.
- Optional abrasion resistant outer back fabric (polyester) is available. Resistant to impact damage. Available in Black only. Please specify (BKB). Add \$9.
- Available with back edge vinyl bumper guard option (EG). Add \$22.
- For hard surface floors, please specify opaque non-marking glide (NM). No upcharge.
- For hard surface flooring casters, please specify (C65R). Add \$21.
- For additional caster options, please refer to the Arm and Caster section (page 352). *Optional casters may be priced higher than the standard casters for your chair and the difference will be charged. Lower priced optional casters will not be credited.*

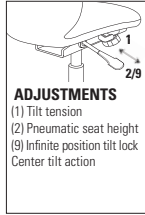
DESCRIPTION	FEATURES	MODEL #	STANDARD TEXTILE GRADES											
			1	2	3	4	5	6	7	8	9	10	11	12
 Armchair COM: 1.25 YD 1.14 M Unit weight: 21 LB 9.5 KG Carton weight: 26.5 LB 12.02 KG Carton volume: 24 FT³ 0.67 MT³	Ergonomic features: M, N	5225	328	368	402	441	504	563	622	673	737	797	878	993
			OVERALL DIMENSIONS			SEAT DIMENSIONS			BACK DIMENSIONS					
			W	D	H	W	D	H	W	H				
			IN 24	25	34	21.5	18	17	21	17.5				
MM 610	635	864	546	457	432	533	445							
		RTA 00	2 per carton (pricing and specifications are for one chair)											
 Side Chair COM: 1.25 YD 1.14 M Unit weight: 17 LB 7.7 KG Carton weight: 22 LB 9.98 KG Carton volume: 20.75 FT³ 0.58 MT³	Ergonomic features: M, N	5226	268	308	342	381	444	503	562	613	677	737	818	933
			OVERALL DIMENSIONS			SEAT DIMENSIONS			BACK DIMENSIONS					
			W	D	H	W	D	H	W	H				
			IN 22	25.5	34	21.5	18	17	21	17.5				
MM 559	648	864	546	457	432	533	445							
		RTA 00	2 per carton (pricing and specifications are for one chair)											
 Ganging Clamps - Set of 2 COM: N/A Unit weight: 0.09 LB 0.04 KG Carton weight: 0.2 LB 0.09 KG Carton volume: 1 FT³ 0.02 MT³		5233	List price											
			15											
			OVERALL DIMENSIONS			SEAT DIMENSIONS			BACK DIMENSIONS					
			W	D	H	W	D	H	W	H				
IN 0.87	7.75	1.5	-	-	-	-	-							
MM 22	197	38	-	-	-	-	-							
		RTA 00	Pricing is for the set, specifications are for one clamp 											

DESCRIPTION FEATURES MODEL # STANDARD TEXTILE GRADES



HB Tilter

COM: 1.5 YD | 1.37 M
 Unit weight: 32 LB | 14.5 KG
 Carton weight: 37.5 LB | 17.01 KG
 Carton volume: 22.5 FT³ | 0.63 MT³



ADJUSTMENTS
 (1) Tilt tension
 (2) Pneumatic seat height
 (9) Infinite position tilt lock
 Center tilt action

Ergonomic features:
 A, B, C, M, N, S

MODEL #	1	2	3	4	5	6	7	8	9	10	11	12
5227	468	516	557	603	680	750	821	882	959	1031	1128	1266

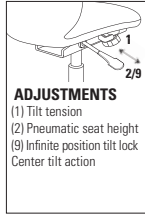
	OVERALL DIMENSIONS			SEAT DIMENSIONS			BACK DIMENSIONS	
	W	D	H	W	D	H	W	H
IN	24	25.5	38	21.5	18	16-20	21	20
MM	610	648	965	546	457	406-508	533	508

RTA 00 2 per carton (pricing and specifications are for one chair)



LB Tilter

COM: 1.25 YD | 1.14 M
 Unit weight: 29 LB | 13.2 KG
 Carton weight: 34.5 LB | 15.65 KG
 Carton volume: 22.5 FT³ | 0.63 MT³



ADJUSTMENTS
 (1) Tilt tension
 (2) Pneumatic seat height
 (9) Infinite position tilt lock
 Center tilt action

Ergonomic features:
 A, B, C, M, N, S

MODEL #	1	2	3	4	5	6	7	8	9	10	11	12
5228	427	467	501	540	603	662	721	772	836	896	977	1092

	OVERALL DIMENSIONS			SEAT DIMENSIONS			BACK DIMENSIONS	
	W	D	H	W	D	H	W	H
IN	24	24.5	34	21.5	18	16-20	21	16
MM	610	622	864	546	457	406-508	533	406

RTA 00 2 per carton (pricing and specifications are for one chair)

SORA



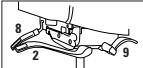
model 6941-8



model 6942-8

MECHANISM:

Weight sensing synchro-tilter mechanism (-8)



ADJUSTMENTS

- Automatic tilt tension
- (2) Pneumatic seat height
- Back/lumbar height
- (8) Sliding seat depth
- (9) Multi position tilt lock

Ergonomic features:

B, C, D, E, H, L, M, N, Q, R, U, V

STANDARD FEATURES

- Designed in three seat sizes and two back heights to accommodate many body shapes.
- The upper back shape encourages free lateral movement.
- Features a weight sensing synchro-tilter mechanism (8) that requires no tilt tension adjustment.
- Side activated sliding seat depth adjustment.
- 4.4" adjustable lumbar area for personalized comfort and support is standard.
- Standard with Global's high quality Soft Descent™ 4" travel pneumatic lift which slowly and gently lowers the seat height of the chair making it easy to obtain the exact seat height you desire.
- 4.5" travel height adjustable arms.
- Five prong, injection molded, fiberglass reinforced nylon base with dual wheel casters.
- Sora is fully compliant with the latest BIFMA G1, GSA and CGSB specifications.
- Frame is only available in Black.
- Upholstery options: fabric, vinyl or leather. Vinyl and leather models may feature stitch detail across the seat and/or back cushions, if applicable.

OPTIONAL FEATURES

- Height (E2), height and width adjustable (E3), and fully ergonomic arms (E4) are available.
- Fully ergonomic arms (E4) are height and width (1.4" travel) adjustable arms with sliding armcaps. Sliding armcaps travel 1" in width and 2" in depth, and articulate 20° inwards and 10° outwards to aim toward the keyboard or mouse area.
- Mesh backs are available in 24 brilliant Vue colors.

Please add option codes in the following order:

- **Model number**
6941 High back
6942 Medium back
- **Textile**
Specify textile code for seat.
- **Mechanism**
(8) Weight sensing synchro-tilter.
- **Arms**
(E2) Height adjustable arms. No upcharge.
(E3) Height and width adjustable arms. Add \$46.
(E4) Fully ergonomic arms. Add \$131.
- **Base**
(B7) Black nylon base. No upcharge.
(A7) Polished aluminum base. Add \$131.
- **Casters**
(82) C82 dual wheel carpet casters. No upcharge.
(8R) C82R dual wheel hard floor casters. Add \$21.
- **Mesh** (colors shown on website)



(VU10) Sandy Beach	(VU23) Chartreuse
(VU11) Desert Sand	(VU26) Pool Blue
(VU12) Orange Sunset	(VU28) Sky
(VU13) Chocolate Fountain	(VU32) Primary Blue
(VU14) Arctic Blue	(VU34) Tangerine
(VU15) Quarry Grey	(VU37) Paprika
(VU16) Tidal Wave	(VU40) Grain
(VU17) Ivy Moss	(VU43) Yellow
(VU18) Red Rose	(VU55) Silver Grey
(VU19) Coal Black	(VU63) Silver
(VU20) White	(VU65) Hot Pink
(VU21) Lime	(VU70) Red Mittens
- **Seat Size**
(P) Petite seat, 17" wide.
(S) Standard seat, 18.5" wide.
(G) Generous seat, 19.5" wide.
- **Cylinder**
(4L) Standard (4"). No upcharge.
(5L) High (5"). Seat height: 17.5" - 22.5". No upcharge.
(4S) Short (4"). Seat height: 14.8" - 18.7". Seat height range achieved using (C1) casters. No upcharge.

EXAMPLE SORA ORDER CODE

6942	-HD08	-8	-E4	-A7	-82	-VU32	-S	-4L
Model #	Textile	Mechanism	Arm	Base	Casters	Mesh	Seat	Cylinder

Sora recommended dimensional information: based on measurements with weight sensing synchro-tilter mechanism				
	Distance between arms (pivot not included)	Standard arm height	Seat depth range	Standard seat height
Petite seat (P) Soft Descent 4" lift & (E4) arm	14.7" - 17.5" = 2.8" adjustment 373mm - 443mm = 70mm adjustment	7" - 11.5" 176mm - 297mm	15.5" - 18.5" 394mm - 470mm	16.1" - 20.1" 410mm - 511mm
Standard seat (S) Soft Descent 4" lift & (E4) arm	16.2" - 19" = 2.8" adjustment 414mm - 484mm = 70mm adjustment		16.5" - 19.5" 420mm - 495mm	
Generous seat (G) Soft Descent 4" lift & (E4) arm	17.2" - 20" = 2.8" adjustment 437mm - 507mm = 70mm adjustment		17.5" - 19.75" 444mm - 502mm	

Measurements shown are measured to the requirements of BIFMA G1-2013 / CGSB 44.232-2008.

DESCRIPTION	FEATURES	MODEL #	STANDARD TEXTILE GRADES												
			1	2	3	4	5	6	7	8	9	10	11	12	
 <p>HB Weight Sensing Synchro-Tilter COM: 1 YD 0.91 M Unit weight: 48 LB 21.8 KG Carton weight: 59 LB 26.76 KG Carton volume: 22.5 FT³ 0.63 MT³</p>		6941	1086	1118	1145	1176	1227	1274	1321	1362	1413	1461	1526	1618	
	OVERALL DIMENSIONS			SEAT DIMENSIONS			BACK DIMENSIONS								
		W	D	H	W	D	H	W	H						
	IN	25	24	42.5	18.5	16.5-19.5	16.1-20.1	18	26						
	MM	635	610	1080	470	419-495	409-511	457	660						
		RTA 00		1 per carton											
 <p>MB Weight Sensing Synchro-Tilter COM: 1 YD 0.91 M Unit weight: 46 LB 20.9 K Carton weight: 57 LB 25.85 KG Carton volume: 22.5 FT³ 0.63 MT³</p>		6942	1060	1092	1119	1150	1201	1248	1295	1336	1387	1435	1500	1592	
	OVERALL DIMENSIONS			SEAT DIMENSIONS			BACK DIMENSIONS								
		W	D	H	W	D	H	W	H						
	IN	25	24	40.5	18.5	16.5-19.5	16.1-20.1	18	24						
	MM	635	610	1029	470	419-495	409-511	457	610						
		RTA 00		1 per carton											

STREAM



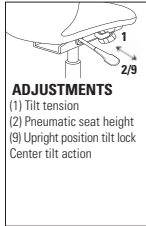
model 2073APP



model 2074AUU

MECHANISM OPTIONS:

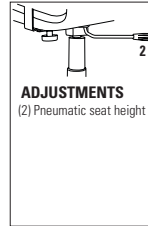
Tilter mechanism (chair)



ADJUSTMENTS
 (1) Tilt tension
 (2) Pneumatic seat height
 (9) Upright position tilt lock
 Center tilt action

Ergonomic features:
 A, B, C, M, N, S

Task mechanism (stool)



ADJUSTMENTS
 (2) Pneumatic seat height

Ergonomic features:
 C, M, N

Stream Multi-Purpose Chairs



For Stream multi-purpose chairs, please see page 205.

STANDARD FEATURES

- Our popular Stream series now features chairs and heights adjustable stools.
- Task chairs are available with tilter mechanism only.
- Height adjustable stools are available with task mechanism only.
- Task seating and height adjustable stools are standard with five-prong, injection molded, fiberglass reinforced nylon Governor base (B7) with dual wheel carpet casters (C82).
- Units available with or without arms. Arms match seat/back finish.
- Pedestal base models provide fixed location seating for use in auditoriums, classrooms, jury boxes, public venues and more. The base must be mounted to the floor (mounting hardware not included). See Pedestal Base Installation Guide on website for details.
- Upholstery options: fabric, vinyl or leather. Vinyl and leather models may feature stitch detail across the seat and/or back cushions, if applicable..

OPTIONAL FEATURES



- Polypropylene seats and backs are available in 14 colors: Buzz Blue (BZB), Cactus (CCT), Carrot (CRO), Cloud (IVC), Dijon (DJN), Eggplant (EGP), Fog (FOG), Frost (FRO), Ink (INK), Latte (LAB), Night (BLK), Sand (SND), Scarlet (SAR) and Shadow (SHW). Please specify.
- Pedestal base models have Black bases with 2" height adjustable cylinders, please specify:
 (SH) Swivel, auto return to max height. No upcharge.
 (SN) Non-swivel, auto return to max height. Add \$16.
 (SC) Swivel, auto return to center and return to max height. Add \$26.

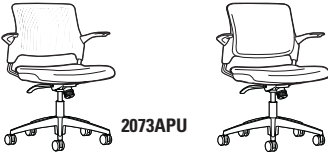



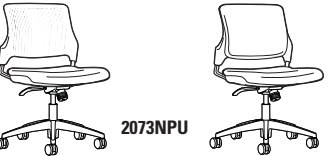
Please add option codes in the following order:









- **Model number**
 2073 Task chair
 2074 Height adjustable stool
- Arm suffix (add to end of model number)
 (A) Chair with arms.
 (N) Chair without arms.
- Upholstery suffix (add to end of model number)
 (PP) Plastic back, plastic seat.
 (PU) Plastic back, upholstered seat.
 (UU) Upholstered back, upholstered seat.
- **Textile**
 Specify textile code for back (UU models only).
 Specify textile code for seat (PU, UU models only).
- **Seat/back finish** (no upcharge)
 (BZB) Buzz Blue (FRO) Frost
 (CCT) Cactus (INK) Ink
 (CRO) Carrot (LAB) Latte
 (IVC) Cloud (BLK) Night
 (DJN) Dijon (SND) Sand
 (EGP) Eggplant (SAR) Scarlet
 (FOG) Fog (SHW) Shadow
- **Frame finish**
 (BK) Black. No upcharge.
 (TN) Tungsten. No upcharge.
 (CM) Chrome. Add \$25.
- **Base**
 (B7) Black nylon base. No upcharge.
 (A7) Polished aluminum base. Add \$131.
- **Casters**
 (82) C82 dual wheel carpet casters. No upcharge.
 (8R) C82R dual wheel hard floor casters. Add \$21.





EXAMPLE STREAM TASK ORDER CODE:

2073APP	-	-	-IVC	-CM	-A7	-82
Model #	Back Textile	Seat Textile	Seat/back finish	Frame finish	Base	Caster

DESCRIPTION	FEATURES	MODEL #	STANDARD TEXTILE GRADES						
 <p>Tilter Chair w/Arms COM: N/A Unit weight: 28 LB 12.7 KG Carton weight: 37 LB 16.78 KG Carton volume: 17.5 FT³ 0.49 MT³</p>	Polypropylene seat & back.		List price						
		2073APP	741						
			OVERALL DIMENSIONS		SEAT DIMENSIONS			BACK DIMENSIONS	
			W	D	H	W	D	H	W
	IN	24	23.5	33.5	18	18	15.5-20.5	16	16.5
	MM	610	597	851	457	457	394-521	406	419
		RTA 00	1 per carton						
 <p>Tilter Chair w/Arms Pedestal Base COM: N/A Unit weight: 26 LB 11.8 KG Carton weight: 34 LB 15.42 KG Carton volume: 10.25 FT³ 0.29 MT³</p>	Polypropylene seat & back.		List price						
		2073APPPB	992						
			OVERALL DIMENSIONS		SEAT DIMENSIONS			BACK DIMENSIONS	
			W	D	H	W	D	H	W
	IN	24	23.5	33.5	18	18	16.5-18.5	16	16.5
	MM	610	597	851	457	457	419-470	406	419
		RTA 2	1 per carton						

DESCRIPTION	FEATURES	MODEL #	STANDARD TEXTILE GRADES											
			1	2	3	4	5	6	7	8	9	10	11	12
 <p>2073APU 2073AAU</p> <p>Tilter Chair w/Arms COM: 0.75 YD 0.69 M Unit weight: 31 LB 14.1 KG Carton weight: 40 LB 18.14 KG Carton volume: 17.5 FT³ 0.49 MT³</p>														
	2073APU	866	890	910	934	972	1007	1042	1073	1111	1147	1196	1265	
	Upholstered seat													
	2073AAU	985	1009	1029	1053	1091	1126	1161	1192	1230	1266	1315	1384	
		OVERALL DIMENSIONS			SEAT DIMENSIONS			BACK DIMENSIONS						
		W	D	H	W	D	H	W	D	H	W	H		
		IN 24 MM 610	23.5 597	33.5 851	18 457	18 457	16-21 406-533	16 406			16 406			
		RTA 00		1 per carton										
 <p>2073APUPB 2073AAUPB</p> <p>Tilter Chair w/Arms Pedestal Base COM: 0.75 YD 0.69 M Unit weight: 29 LB 13.2 KG Carton weight: 37 LB 16.78 KG Carton volume: 10.25 FT³ 0.29 MT³</p>														
	2073APUPB	1123	1147	1167	1191	1229	1264	1299	1330	1368	1404	1453	1522	
	Upholstered seat													
	2073AAUPB	1246	1270	1290	1314	1352	1387	1422	1453	1491	1527	1576	1645	
		OVERALL DIMENSIONS			SEAT DIMENSIONS			BACK DIMENSIONS						
		W	D	H	W	D	H	W	D	H	W	H		
		IN 24 MM 610	23.5 597	33.5 851	18 457	18 457	16.5-18.5 419-470	16 406			16 406			
		RTA 2		1 per carton										
 <p>2073NPP</p> <p>Armless Tilter Chair COM: N/A Unit weight: 24 LB 10.9 KG Carton weight: 33 LB 14.97 KG Carton volume: 17.5 FT³ 0.49 MT³</p> <p>Polypropylene seat & back.</p>	List price													
	2073NPP	682												
		OVERALL DIMENSIONS			SEAT DIMENSIONS			BACK DIMENSIONS						
		W	D	H	W	D	H	W	D	H	W	H		
	IN 20.5 MM 521	23.5 597	33.5 851	18 457	18 457	15.5-20.5 394-521	16 406			16.5 419				
	RTA 00		1 per carton											
 <p>2073NPPPB</p> <p>Armless Tilter Chair Pedestal Base COM: N/A Unit weight: 22 LB 10 KG Carton weight: 30 LB 13.61 KG Carton volume: 10.25 FT³ 0.29 MT³</p> <p>Polypropylene seat & back.</p>	List price													
	2073NPPPB	931												
		OVERALL DIMENSIONS			SEAT DIMENSIONS			BACK DIMENSIONS						
		W	D	H	W	D	H	W	D	H	W	H		
	IN 20.5 MM 521	23.5 597	33.5 851	18 457	18 457	16.5-18.5 419-470	19 483			16.5 419				
	RTA 2		1 per carton											
 <p>2073NPU 2073NUU</p> <p>Armless Tilter Chair COM: 0.75 YD 0.69 M Unit weight: 27 LB 12.3 KG Carton weight: 36 LB 16.33 KG Carton volume: 17.5 FT³ 0.49 MT³</p>														
	2073NPU	806	830	850	874	912	947	982	1013	1051	1087	1136	1205	
	Upholstered seat													
	2073NUU	925	949	969	993	1031	1066	1101	1132	1170	1206	1255	1324	
		OVERALL DIMENSIONS			SEAT DIMENSIONS			BACK DIMENSIONS						
		W	D	H	W	D	H	W	D	H	W	H		
		IN 20.5 MM 521	23.5 597	33.5 851	18 457	18 457	16-21 406-533	16 406			16 406			
		RTA 00		1 per carton										

DESCRIPTION	FEATURES	MODEL #	STANDARD TEXTILE GRADES											
			1	2	3	4	5	6	7	8	9	10	11	12
 2073NPUPB	 2073NUUPB		2073NPUPB 1059 1083 1103 1127 1165 1200 1235 1266 1304 1340 1389 1458 Upholstered seat											
			2073NUUPB 1185 1209 1229 1253 1291 1326 1361 1392 1430 1466 1515 1584 Upholstered seat & back											
Armless Tilter Chair Pedestal Base COM: 0.75 YD 0.69 M Unit weight: 25 LB 11.4 KG Carton weight: 33 LB 14.97 KG Carton volume: 10.25 FT ³ 0.29 MT ³			OVERALL DIMENSIONS W D H			SEAT DIMENSIONS W D H			BACK DIMENSIONS W H					
			IN 20.5 23.5 33.5 MM 521 597 851			18 18 16.5-18.5 457 457 419-470			16 16 406 406					
			RTA 2			1 per carton								
			List price 2074APP 860											
			OVERALL DIMENSIONS W D H			SEAT DIMENSIONS W D H			BACK DIMENSIONS W H					
Height Adjustable Stool w/Arms COM: N/A Unit weight: 29 LB 13.2 KG Carton weight: 39.5 LB 17.92 KG Carton volume: 24 FT ³ 0.67 MT ³			Polypropylene seat & back.			IN 24 23.5 43 MM 610 597 1092			18 18 22-32 457 457 559-813			16 16.5 406 419		
			RTA 00			1 per carton								
			List price 2074APPB 1115											
			OVERALL DIMENSIONS W D H			SEAT DIMENSIONS W D H			BACK DIMENSIONS W H					
Height Adjustable Stool w/Arms Pedestal Base COM: N/A Unit weight: 26 LB 11.8 KG Carton weight: 34 LB 15.42 KG Carton volume: 10.25 FT ³ 0.29 MT ³			Polypropylene seat & back.			IN 24 23.5 33 MM 610 597 838			18 18 16-18 457 457 406-457			16 16.5 406 419		
			RTA 2			1 per carton								
 2074APU	 2074AUU		1 2 3 4 5 6 7 8 9 10 11 12 2074APU 985 1009 1029 1053 1091 1126 1161 1192 1230 1266 1315 1384 Upholstered seat											
			2074AUU 1103 1127 1147 1171 1209 1244 1279 1310 1348 1384 1433 1502 Upholstered seat & back											
Height Adjustable Stool w/Arms COM: 0.75 YD 0.69 M Unit weight: 32 LB 14.5 KG Carton weight: 42.5 LB 19.28 KG Carton volume: 24 FT ³ 0.67 MT ³			OVERALL DIMENSIONS W D H			SEAT DIMENSIONS W D H			BACK DIMENSIONS W H					
			IN 24 23.5 43 MM 610 597 1092			18 18 22.5-32.5 457 457 572-826			16 16 406 406					
			RTA 00			1 per carton								
 2074APUPB	 2074AUUPB		1 2 3 4 5 6 7 8 9 10 11 12 2074APUPB 1246 1270 1290 1314 1352 1387 1422 1453 1491 1527 1576 1645 Upholstered seat											
			2074AUUPB 1371 1395 1415 1439 1477 1512 1547 1578 1616 1652 1701 1770 Upholstered seat & back											
Height Adjustable Stool w/Arms Pedestal Base COM: 0.75 YD 0.69 M Unit weight: 29 LB 13.2 KG Carton weight: 37 LB 16.78 KG Carton volume: 10.25 FT ³ 0.29 MT ³			OVERALL DIMENSIONS W D H			SEAT DIMENSIONS W D H			BACK DIMENSIONS W H					
			IN 24 23.5 33 MM 610 597 838			18 18 16-18 457 457 406-457			16 16 406 406					
			RTA 2			1 per carton								

DESCRIPTION	FEATURES	MODEL #	STANDARD TEXTILE GRADES												
 <p>Armless Height Adjustable Stool COM: N/A Unit weight: 25 LB 11.4 KG Carton weight: 35.5 LB 16.1 KG Carton volume: 24 FT³ 0.67 MT³</p>	Polypropylene seat & back.	List price													
		2074NPP	801												
		OVERALL DIMENSIONS			SEAT DIMENSIONS			BACK DIMENSIONS							
		IN	20.5	23.5	43	18	18	22-32	16	16.5					
MM	521	597	1092	457	457	559-813	406	419							
				RTA 00 1 per carton											
 <p>Armless Height Adjustable Stool Pedestal Base COM: N/A Unit weight: 22 LB 10 KG Carton weight: 30 LB 13.61 KG Carton volume: 10.25 FT³ 0.29 MT³</p>	Polypropylene seat & back.	List price													
		2074NPPPB	1054												
		OVERALL DIMENSIONS			SEAT DIMENSIONS			BACK DIMENSIONS							
		IN	20.5	23.5	33	18	18	16-18	19	16.5					
MM	521	597	838	457	457	406-457	483	419							
				RTA 2 1 per carton											
 <p>Height Adjustable Stool w/Arms COM: 0.75 YD 0.69 M Unit weight: 28 LB 12.7 KG Carton weight: 38.5 LB 17.46 KG Carton volume: 24 FT³ 0.67 MT³</p>		1 2 3 4 5 6 7 8 9 10 11 12													
		2074NPU	925	949	969	993	1031	1066	1101	1132	1170	1206	1255	1324	
		Upholstered seat													
		2074NUU	1044	1068	1088	1112	1150	1185	1220	1251	1289	1325	1374	1443	
Upholstered seat & back															
OVERALL DIMENSIONS			SEAT DIMENSIONS			BACK DIMENSIONS									
IN	20.5	23.5	43	18	18	22.5-32.5	16	16							
MM	521	597	1092	457	457	572-826	406	406							
				RTA 00 1 per carton											
 <p>Height Adjustable Stool w/Arms Pedestal Base COM: 0.75 YD 0.69 M Unit weight: 25 LB 11.4 KG Carton weight: 33 LB 14.97 KG Carton volume: 10.25 FT³ 0.29 MT³</p>		1 2 3 4 5 6 7 8 9 10 11 12													
		2074NUPB	1185	1209	1229	1253	1291	1326	1361	1392	1430	1466	1515	1584	
		Upholstered seat													
		2074NUUPB	1308	1332	1352	1376	1414	1449	1484	1515	1553	1589	1638	1707	
Upholstered seat & back															
OVERALL DIMENSIONS			SEAT DIMENSIONS			BACK DIMENSIONS									
IN	20.5	23.5	33	18	18	16-18	16	16							
MM	521	597	838	457	457	406-457	406	406							
				RTA 2 1 per carton											

SPRITZ



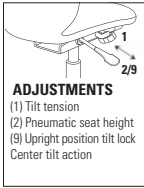
model 6766-4



Optional Lumbar Pad
Choose your mesh + lumbar pad color option. See optional features for details.

MECHANISM OPTIONS:

Tilter mechanism (-4)

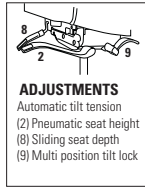


ADJUSTMENTS
(1) Tilt tension
(2) Pneumatic seat height
(9) Upright position tilt lock
Center tilt action

Ergonomic features:

A, B, C, D, H, M, N, Q, S, U

Weight sensing synchro-tilter mechanism (-8)



ADJUSTMENTS
Automatic tilt tension
(2) Pneumatic seat height
(8) Sliding seat depth
(9) Multi position tilt lock

Ergonomic features:

A, B, C, D, E, H, L, M, N, Q, U

STANDARD FEATURES

- An exceptionally comfortable chair series featuring a sophisticated, translucent mesh and models for all applications.
- Side activated sliding seat depth adjustment is standard on weight sensing synchro-tilter control mechanism.
- Standard with height adjustable, forward swept arms and sliding armcaps (G4).
- Standard with Global's high quality Soft Descent™ pneumatic lift which slowly and gently lowers the seat height of the chair making it easy to obtain the exact seat height you desire.
- Five prong, injection molded, fiberglass reinforced nylon Black base with dual wheel carpet casters (C10).
- Upholstery options for seat and headrest (where applicable): fabric, vinyl or leather. Vinyl and leather models may feature stitch detail across the seat and/or back cushions, if applicable.

OPTIONAL FEATURES

- For additional arm/caster options, please refer to the Arm and Caster section (page 352). *Optional casters may be priced higher than the standard casters for your chair and the difference will be charged. Lower priced optional casters will not be credited.*

Please add option codes in the following order:

- **Model numbe**
6761 Task chair
Add (-4) to model # if ordering tilter mechanism.
Add (-8) to model # if ordering weight sensing synchro-tilter mechanism.
6766 Task chair w/ headrest
- **Textile**
Specify textile code for seat.
- **Arms**
(G4) Black nylon arms w/SSU armcaps.
(C) Fixed black nylon arm. No upcharge.
- **Base**
(SD) Black nylon base.
(M2) Chrome Spider Base. Add \$68.
- **Casters**
(DM) C10 dual wheel carpet casters.
(DL) C10R dual wheel hard floor casters. Add \$20.
- **Mesh** (colors shown on website)
(U1) Black
(U2) Burgundy
(U3) Blue
(U4) Green
Mesh with flexible lumbar pad. Add \$17.
(5L) Black mesh w/lumbar
(6L) Burgundy mesh w/lumbar
(7L) Blue mesh w/lumbar
(8L) Green mesh w/lumbar
- **Vari-Width**
(WA) Width adjustable arm extensions. Add \$84.

Spritz Nesting & Multi-Purpose Chairs







For Spritz nesting and multi-purpose chairs, please see page 200.

EXAMPLE SPRITZ ORDER CODE: TASK CHAIR

6761-8	-TC63	-G4	-M2	-DM	-5L	-WA
Model #	Textile	Arms	Base	Casters	Mesh	Vari-Width

DESCRIPTION	FEATURES	MODEL #	STANDARD TEXTILE GRADES																	
			1	2	3	4	5	6	7	8	9	10	11	12						
 Tilter COM: 1 YD 0.91 M Unit weight: 36 LB 16.4 KG Carton weight: 48 LB 21.77 KG Carton volume: 10.5 FT³ 0.29 MT³		6761-4	793	825	852	883	934	981	1028	1069	1120	1168	1233	1325						
			OVERALL DIMENSIONS			SEAT DIMENSIONS			BACK DIMENSIONS											
			W	D	H	W	D	H	W	H										
			IN 26	24	38.5	19.5	19	16-20	17.5	20										
			MM 660	610	978	495	483	406-508	445	508										
			1 per carton																	
			 Weight Sensing Synchro-Tilter COM: 1 YD 0.91 M Unit weight: 42 LB 19.1 KG Carton weight: 54 LB 24.49 KG Carton volume: 10.5 FT³ 0.29 MT³		6761-8	872	904	931	962	1013	1060	1107	1148	1199	1247	1312	1404			
						OVERALL DIMENSIONS			SEAT DIMENSIONS			BACK DIMENSIONS								
						W	D	H	W	D	H	W	H							
						IN 26	24	38.5	19.5	19-21.5	16-20	17.5	20							
MM 660	610	978				495	483-546	406-508	445	508										
1 per carton																				

DESCRIPTION	FEATURES	MODEL #	STANDARD TEXTILE GRADES													
			1	2	3	4	5	6	7	8	9	10	11	12		
 <p>Tilter w/Adjustable Headrest COM: 1 YD 0.91 M Unit weight: 37 LB 16.8 KG Carton weight: 49 LB 22.23 KG Carton volume: 11 FT³ 0.31 MT³</p>		6766-4	843	875	902	933	984	1031	1078	1119	1170	1218	1283	1375		
				OVERALL DIMENSIONS			SEAT DIMENSIONS			BACK DIMENSIONS						
				W	D	H	W	D	H	W	H					
				IN 26	24	45	19.5	19	16-20	17.5	27					
				MM 660	610	1143	495	483	406-508	445	686					
				RTA 2		1 per carton										
	 <p>Weight Sensing Synchro-Tilter w/Adjustable Headrest COM: 1 YD 0.91 M Unit weight: 43 LB 19.5 KG Carton weight: 55 LB 24.95 KG Carton volume: 11 FT³ 0.31 MT³</p>		6766-8	923	955	982	1013	1064	1111	1158	1199	1250	1298	1363	1455	
					OVERALL DIMENSIONS			SEAT DIMENSIONS			BACK DIMENSIONS					
					W	D	H	W	D	H	W	H				
					IN 26	24	45	19.5	19-21.5	16-20	17.5	27				
			MM 660	610	1143	495	483-546	406-508	445	686						
			RTA 2		1 per carton											

SUPRA



model 5330-4 (TUB)



model 5332 (TTU)



Impact Resistant Back
All models are standard with an impact resistant back cover, in Black only.



model 5331-4 (TUB)




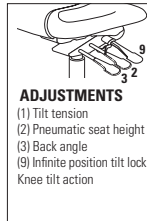

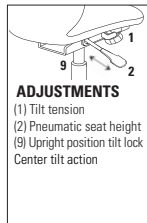
Optional Aluminum Base
See right for details.


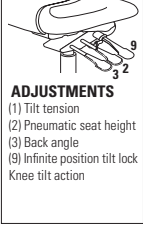

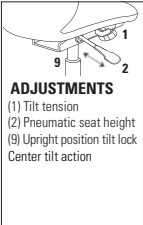



STANDARD FEATURES

- Contoured cushions support the user in a comfortable, contemporary style.
- Stylish arm/frame design sweeps from under the seat through the back and culminates in a hoop at the rear of the seat.
- Tilters are standard with a Tungsten arm frame finish and Black nylon base, indicated by (TUB) after the model number.
- Standard with soft, durable, self-skinned urethane (SSU) armcaps that are warm to the touch. Black only.
- The impact resistant outer back shell adds a decorative look and protects from damage. Available in Black only.
- Five prong base models: dual wheel carpet casters (C65) are standard.
- Armchair 5332C: dual wheel carpet casters (C33) are standard.
- Upholstery options: fabric, vinyl or leather. Vinyl and leather models may feature stitch detail across the seat and/or back cushions, if applicable.

OPTIONAL FEATURES

- There are no arm options for this series.
- Model 5332 can be joined together using ganging clamp model 5233.
- A selection of glide options is available. Glides must be chosen to best suit flooring type and site conditions. For more information, please refer to the glide section (page 358).
- Glides with felt pads (FG) are available for vinyl sheet, cork or laminate flooring, please specify. Add \$43.
- Glides with rubber pads (RG) are available for vinyl, hardwood, laminate, stone or ceramic flooring, please specify. Add \$43.
- Steel cushioned self-leveling glides (B) are available on 5332 (adds 0.5" to seat height), please specify. Add \$17.
- Optional Tungsten finish with Tungsten base (TUT)* available on tilter models, please specify at end of model number. Add \$96. (*Equipped with a 3" cylinder instead of the standard 4" cylinder to maintain seat height range.)
- Arm/frame available in a Black finish with Black nylon base, please specify (TBB). No upcharge.
- Arched, polished aluminum base is available, please specify (TB5). Add \$131.
- Armchairs are available in Black (TBL) or Tungsten (TTU) finish. No upcharge. For Chrome (CHM) finish, add \$84.
- Five prong base models: for hard surface flooring casters, please specify (C65R). Add \$21.
- Armchair 5332C: for hard surface flooring casters, please specify (C33R). Add \$16.
- For additional caster options, please refer to the Arm and Caster section (page 352). *Optional casters may be priced higher than the standard casters for your chair and the difference will be charged. Lower priced optional casters will not be credited.*

DESCRIPTION	FEATURES	MODEL #	STANDARD TEXTILE GRADES												
			1	2	3	4	5	6	7	8	9	10	11	12	
 <p>HB Knee-Tilter COM: 1.5 YD 1.37 M Unit weight: 37 LB 16.8 KG Carton weight: 41 LB 18.6 KG Carton volume: 13.25 FT³ 0.37 MT³</p>	 <p>ADJUSTMENTS (1) Tilt tension (2) Pneumatic seat height (3) Back angle (9) Infinite position tilt lock Knee tilt action</p>	5330-2	844	892	933	979	1056	1126	1197	1258	1335	1407	1504	1642	
			OVERALL DIMENSIONS			SEAT DIMENSIONS			BACK DIMENSIONS						
			W	D	H	W	D	H	W	H					
			IN 26	27	42.5	21	18.5	16-20	20	24					
MM 660	686	1080	533	470	406-508	508	610								
		RTA 1	1 per carton												
 <p>HB Tilter COM: 1.5 YD 1.37 M Unit weight: 34 LB 15.5 KG Carton weight: 40 LB 18.14 KG Carton volume: 12 FT³ 0.33 MT³</p>	 <p>ADJUSTMENTS (1) Tilt tension (2) Pneumatic seat height (9) Upright position tilt lock Center tilt action</p>	5330-4	618	666	707	753	830	900	971	1032	1109	1181	1278	1416	
			OVERALL DIMENSIONS			SEAT DIMENSIONS			BACK DIMENSIONS						
			W	D	H	W	D	H	W	H					
			IN 26	27	42	21	18.5	16.5-21.5	20	24					
MM 660	686	1067	533	470	419-546	508	610								
		RTA 1	1 per carton												

DESCRIPTION	FEATURES	MODEL #	STANDARD TEXTILE GRADES																																												
			1	2	3	4	5	6	7	8	9	10	11	12																																	
 <p>MB Knee-Tilter COM: 1.25 YD 1.14 M Unit weight: 35 LB 15.9 KG Carton weight: 39 LB 17.69 KG Carton volume: 13.25 FT³ 0.37 MT³</p>	 <p>ADJUSTMENTS (1) Tilt tension (2) Pneumatic seat height (3) Back angle (9) Infinite position tilt lock Knee tilt action</p>	<p>Ergonomic features: A, B, C, J, M, N</p>	<table border="1"> <thead> <tr> <th colspan="3">OVERALL DIMENSIONS</th> <th colspan="3">SEAT DIMENSIONS</th> <th colspan="3">BACK DIMENSIONS</th> </tr> <tr> <th>W</th><th>D</th><th>H</th> <th>W</th><th>D</th><th>H</th> <th>W</th><th>H</th> </tr> </thead> <tbody> <tr> <td>IN 26</td><td>26</td><td>39.5</td> <td>21</td><td>18.5</td><td>16-20</td> <td>20</td><td>19.5</td> </tr> <tr> <td>MM 660</td><td>660</td><td>1003</td> <td>533</td><td>470</td><td>406-508</td> <td>508</td><td>495</td> </tr> </tbody> </table>												OVERALL DIMENSIONS			SEAT DIMENSIONS			BACK DIMENSIONS			W	D	H	W	D	H	W	H	IN 26	26	39.5	21	18.5	16-20	20	19.5	MM 660	660	1003	533	470	406-508	508	495
			OVERALL DIMENSIONS			SEAT DIMENSIONS			BACK DIMENSIONS																																						
			W	D	H	W	D	H	W	H																																					
			IN 26	26	39.5	21	18.5	16-20	20	19.5																																					
MM 660	660	1003	533	470	406-508	508	495																																								
<p>RTA 1 1 per carton</p>																																															
 <p>MB Tilter COM: 1.25 YD 1.14 M Unit weight: 31 LB 14.1 KG Carton weight: 37 LB 16.78 KG Carton volume: 12 FT³ 0.33 MT³</p>	 <p>ADJUSTMENTS (1) Tilt tension (2) Pneumatic seat height (9) Upright position tilt lock Center tilt action</p>	<p>Ergonomic features: A, B, C, M, N, S</p>	<table border="1"> <thead> <tr> <th colspan="3">OVERALL DIMENSIONS</th> <th colspan="3">SEAT DIMENSIONS</th> <th colspan="3">BACK DIMENSIONS</th> </tr> <tr> <th>W</th><th>D</th><th>H</th> <th>W</th><th>D</th><th>H</th> <th>W</th><th>H</th> </tr> </thead> <tbody> <tr> <td>IN 26</td><td>26</td><td>39</td> <td>21</td><td>18.5</td><td>16.5-21.5</td> <td>20</td><td>19.5</td> </tr> <tr> <td>MM 660</td><td>660</td><td>991</td> <td>533</td><td>470</td><td>419-546</td> <td>508</td><td>495</td> </tr> </tbody> </table>												OVERALL DIMENSIONS			SEAT DIMENSIONS			BACK DIMENSIONS			W	D	H	W	D	H	W	H	IN 26	26	39	21	18.5	16.5-21.5	20	19.5	MM 660	660	991	533	470	419-546	508	495
			OVERALL DIMENSIONS			SEAT DIMENSIONS			BACK DIMENSIONS																																						
			W	D	H	W	D	H	W	H																																					
			IN 26	26	39	21	18.5	16.5-21.5	20	19.5																																					
MM 660	660	991	533	470	419-546	508	495																																								
<p>RTA 1 1 per carton</p>																																															
 <p>Armchair COM: 1.25 YD 1.14 M Unit weight: 24 LB 10.9 KG Carton weight: 33 LB 14.97 KG Carton volume: 17.5 FT³ 0.49 MT³</p>	<p>Ergonomic features: M, N</p>	<table border="1"> <thead> <tr> <th colspan="3">OVERALL DIMENSIONS</th> <th colspan="3">SEAT DIMENSIONS</th> <th colspan="3">BACK DIMENSIONS</th> </tr> <tr> <th>W</th><th>D</th><th>H</th> <th>W</th><th>D</th><th>H</th> <th>W</th><th>H</th> </tr> </thead> <tbody> <tr> <td>IN 25</td><td>25.5</td><td>36</td> <td>21</td><td>18.5</td><td>17.5</td> <td>20</td><td>19.5</td> </tr> <tr> <td>MM 635</td><td>648</td><td>914</td> <td>533</td><td>470</td><td>445</td> <td>508</td><td>495</td> </tr> </tbody> </table>												OVERALL DIMENSIONS			SEAT DIMENSIONS			BACK DIMENSIONS			W	D	H	W	D	H	W	H	IN 25	25.5	36	21	18.5	17.5	20	19.5	MM 635	648	914	533	470	445	508	495	
		OVERALL DIMENSIONS			SEAT DIMENSIONS			BACK DIMENSIONS																																							
		W	D	H	W	D	H	W	H																																						
		IN 25	25.5	36	21	18.5	17.5	20	19.5																																						
MM 635	648	914	533	470	445	508	495																																								
<p>RTA 00 1 per carton</p>																																															
 <p>Armchair Casters COM: 1.25 YD 1.14 M Unit weight: 24 LB 10.9 KG Carton weight: 28 LB 12.7 KG Carton volume: 17 FT³ 0.48 MT³</p>	<p>Ergonomic features: M, N</p>	<table border="1"> <thead> <tr> <th colspan="3">OVERALL DIMENSIONS</th> <th colspan="3">SEAT DIMENSIONS</th> <th colspan="3">BACK DIMENSIONS</th> </tr> <tr> <th>W</th><th>D</th><th>H</th> <th>W</th><th>D</th><th>H</th> <th>W</th><th>H</th> </tr> </thead> <tbody> <tr> <td>IN 25</td><td>25.5</td><td>38</td> <td>21</td><td>18.5</td><td>18.5</td> <td>20</td><td>19.5</td> </tr> <tr> <td>MM 635</td><td>648</td><td>965</td> <td>533</td><td>470</td><td>470</td> <td>508</td><td>495</td> </tr> </tbody> </table>												OVERALL DIMENSIONS			SEAT DIMENSIONS			BACK DIMENSIONS			W	D	H	W	D	H	W	H	IN 25	25.5	38	21	18.5	18.5	20	19.5	MM 635	648	965	533	470	470	508	495	
		OVERALL DIMENSIONS			SEAT DIMENSIONS			BACK DIMENSIONS																																							
		W	D	H	W	D	H	W	H																																						
		IN 25	25.5	38	21	18.5	18.5	20	19.5																																						
MM 635	648	965	533	470	470	508	495																																								
<p>RTA 00 1 per carton</p>																																															
 <p>Armchair Cantilever Sled Base COM: 1.25 YD 1.14 M Unit weight: 29 LB 13.2 KG Carton weight: 39 LB 17.69 KG Carton volume: 20.75 FT³ 0.58 MT³</p>	<p>Ergonomic features: M, N</p>	<table border="1"> <thead> <tr> <th colspan="3">OVERALL DIMENSIONS</th> <th colspan="3">SEAT DIMENSIONS</th> <th colspan="3">BACK DIMENSIONS</th> </tr> <tr> <th>W</th><th>D</th><th>H</th> <th>W</th><th>D</th><th>H</th> <th>W</th><th>H</th> </tr> </thead> <tbody> <tr> <td>IN 25</td><td>28</td><td>38</td> <td>21</td><td>18.5</td><td>18.5</td> <td>20</td><td>19.5</td> </tr> <tr> <td>MM 635</td><td>711</td><td>965</td> <td>533</td><td>470</td><td>470</td> <td>508</td><td>495</td> </tr> </tbody> </table>												OVERALL DIMENSIONS			SEAT DIMENSIONS			BACK DIMENSIONS			W	D	H	W	D	H	W	H	IN 25	28	38	21	18.5	18.5	20	19.5	MM 635	711	965	533	470	470	508	495	
		OVERALL DIMENSIONS			SEAT DIMENSIONS			BACK DIMENSIONS																																							
		W	D	H	W	D	H	W	H																																						
		IN 25	28	38	21	18.5	18.5	20	19.5																																						
MM 635	711	965	533	470	470	508	495																																								
<p>RTA 00 1 per carton</p>																																															

SUPRA-X



model 5336-3

model 5336-5



Impact Resistant Back
All models are standard with an impact resistant back cover, in Black only.





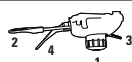



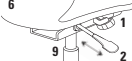





model 5337-6



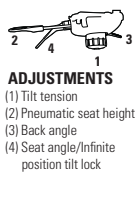








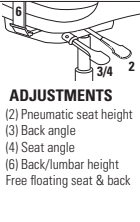








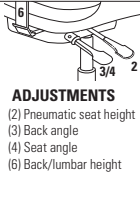






STANDARD FEATURES



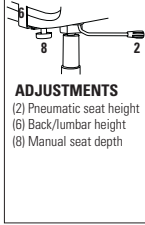



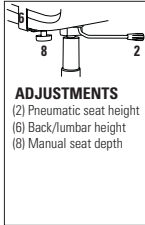



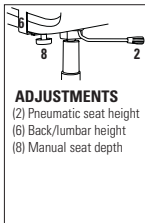

- Ergonomic office seating with height adjustable lumbar support.
- Control knobs on the outside of the back allow the adjustment of the lumbar support.
- An impact resistant outer back shell adds a distinctive look to this series and protects against damage.
- Standard with adjustable height forward swept arms (SC) with kidney shaped soft, durable, self-skinned urethane (SSU) armcaps that are warm to the touch.
- Base and frame are standard in Black only.
- Five prong, injection molded, fiberglass reinforced nylon Black spider base with dual wheel carpet casters (C65).
- Vari-Width (WA) width adjustable arm extensions are standard when chair is ordered with adjustable arms. Allows the arms to move away from the seat by 2" on each side to allow space if desired for broader hip widths.
- Upholstery options: fabric, vinyl or leather (except tamperproof models). Vinyl and leather models may feature stitch detail across the seat and/or back cushions, if applicable.

OPTIONAL FEATURES

- For hard surface flooring casters, please specify (C65R). Add \$21.
- For additional arm/caster options, please refer to the Arm and Caster section (page 352). *Optional casters may be priced higher than the standard casters for your chair and the difference will be charged. Lower priced optional casters will not be credited.*

DESCRIPTION	FEATURES	MODEL #	STANDARD TEXTILE GRADES													
			1	2	3	4	5	6	7	8	9	10	11	12		
  <p>Leather stitch detail</p> <p>HB Multi-Tilter COM: 1.5 YD 1.37 M Unit weight: 46 LB 20.9 KG Carton weight: 58 LB 26.31 KG Carton volume: 10.5 FT³ 0.29 MT³</p>	 <p>ADJUSTMENTS (1) Tilt tension (2) Pneumatic seat height (3) Back angle (4) Seat angle/Infinite position tilt lock</p>	5333-3	884	932	973	1019	1096	1166	1237	1298	1375	1447	1544	1682		
		OVERALL DIMENSIONS			SEAT DIMENSIONS			BACK DIMENSIONS								
		W	D	H	W	D	H	W	H							
		IN 26 MM 660	26.5 673	41 1041	20 508	19-20 483-508	16-21 406-533	18 457	23.5 597-							
			RTA 2		1 per carton											
  <p>Leather stitch detail</p> <p>HB Tilter COM: 1.5 YD 1.37 M Unit weight: 43 LB 19.5 KG Carton weight: 55 LB 24.95 KG Carton volume: 10.5 FT³ 0.29 MT³</p>	 <p>ADJUSTMENTS (1) Tilt tension (2) Pneumatic seat height (6) Back/lumbar height (9) Upright position tilt lock Center tilt action</p>	5333-4	814	862	903	949	1026	1096	1167	1228	1305	1377	1474	1612		
		OVERALL DIMENSIONS			SEAT DIMENSIONS			BACK DIMENSIONS								
		W	D	H	W	D	H	W	H							
		IN 26 MM 660	25.5 648	41.5 1054	20 508	18-19 457-483	16-21 406-533	18 457	23 584							
			RTA 2		1 per carton											
  <p>Leather stitch detail</p> <p>MB Synchro-Tilter COM: 1.25 YD 1.14 M Unit weight: 45 LB 20.5 KG Carton weight: 57 LB 25.85 KG Carton volume: 10.5 FT³ 0.29 MT³</p>	 <p>ADJUSTMENTS (1) Tilt tension (2) Pneumatic seat height (6) Back/lumbar height (9) Upright position tilt lock Synchro tilt action</p>	5336-1	938	978	1012	1051	1114	1173	1232	1283	1347	1407	1488	1603		
		OVERALL DIMENSIONS			SEAT DIMENSIONS			BACK DIMENSIONS								
		W	D	H	W	D	H	W	H							
		IN 26 MM 660	26.5 673	37.5 953	20 508	19-20 483-508	16-21 406-533	18 457	16.5 419							
			RTA 2		1 per carton											

DESCRIPTION	FEATURES	MODEL #	STANDARD TEXTILE GRADES																																									
			1	2	3	4	5	6	7	8	9	10	11	12																														
 <p>MB Multi-Tilter COM: 1.25 YD 1.14 M Unit weight: 43 LB 19.5 KG Carton weight: 55 LB 24.95 KG Carton volume: 10.5 FT³ 0.29 MT³</p>		 <p>ADJUSTMENTS (1) Tilt tension (2) Pneumatic seat height (3) Back angle (4) Seat angle/Infinite position tilt lock</p>	<table border="1"> <tr> <td>5336-3</td> <td>787</td><td>827</td><td>861</td><td>900</td><td>963</td><td>1022</td><td>1081</td><td>1132</td><td>1196</td><td>1256</td><td>1337</td><td>1452</td> </tr> </table>												5336-3	787	827	861	900	963	1022	1081	1132	1196	1256	1337	1452																	
			5336-3	787	827	861	900	963	1022	1081	1132	1196	1256	1337	1452																													
			<table border="1"> <tr> <th colspan="3">OVERALL DIMENSIONS</th> <th colspan="3">SEAT DIMENSIONS</th> <th colspan="3">BACK DIMENSIONS</th> </tr> <tr> <th>W</th><th>D</th><th>H</th> <th>W</th><th>D</th><th>H</th> <th>W</th><th>H</th> </tr> <tr> <td>IN 26</td><td>26.5</td><td>37.5</td> <td>20</td><td>19-20</td><td>16-21</td> <td>18</td><td>19.5</td> </tr> <tr> <td>MM 660</td><td>673</td><td>953</td> <td>508</td><td>483-508</td><td>406-533</td> <td>457</td><td>495</td> </tr> </table>			OVERALL DIMENSIONS			SEAT DIMENSIONS			BACK DIMENSIONS			W	D	H	W	D	H	W	H	IN 26	26.5	37.5	20	19-20	16-21	18	19.5	MM 660	673	953	508	483-508	406-533	457	495	<table border="1"> <tr> <td>RTA 2</td> <td></td> <td>1 per carton</td> </tr> </table>			RTA 2		1 per carton
			OVERALL DIMENSIONS			SEAT DIMENSIONS			BACK DIMENSIONS																																			
W	D	H	W	D	H	W	H																																					
IN 26	26.5	37.5	20	19-20	16-21	18	19.5																																					
MM 660	673	953	508	483-508	406-533	457	495																																					
RTA 2		1 per carton																																										
<table border="1"> <tr> <th>1</th><th>2</th><th>3</th><th>4</th><th>5</th><th>6</th><th>7</th><th>8</th><th>9</th><th>10</th><th>11</th><th>12</th> </tr> <tr> <td>5336-4</td> <td>717</td><td>757</td><td>791</td><td>830</td><td>893</td><td>952</td><td>1011</td><td>1062</td><td>1126</td><td>1186</td><td>1267</td><td>1382</td> </tr> </table>												1	2	3	4	5	6	7	8	9	10	11	12	5336-4	717	757	791	830	893	952	1011	1062	1126	1186	1267	1382								
1	2	3	4	5	6	7	8	9	10	11	12																																	
5336-4	717	757	791	830	893	952	1011	1062	1126	1186	1267	1382																																
<table border="1"> <tr> <th colspan="3">OVERALL DIMENSIONS</th> <th colspan="3">SEAT DIMENSIONS</th> <th colspan="3">BACK DIMENSIONS</th> </tr> <tr> <th>W</th><th>D</th><th>H</th> <th>W</th><th>D</th><th>H</th> <th>W</th><th>H</th> </tr> <tr> <td>IN 26</td><td>25.5</td><td>37.5</td> <td>20</td><td>18-19</td><td>16-21</td> <td>18</td><td>19</td> </tr> <tr> <td>MM 660</td><td>648</td><td>953</td> <td>508</td><td>457-483</td><td>406-533</td> <td>457</td><td>483</td> </tr> </table>			OVERALL DIMENSIONS			SEAT DIMENSIONS			BACK DIMENSIONS			W	D	H	W	D	H	W	H	IN 26	25.5	37.5	20	18-19	16-21	18	19	MM 660	648	953	508	457-483	406-533	457	483	<table border="1"> <tr> <td>RTA 2</td> <td></td> <td>1 per carton</td> </tr> </table>			RTA 2		1 per carton			
OVERALL DIMENSIONS			SEAT DIMENSIONS			BACK DIMENSIONS																																						
W	D	H	W	D	H	W	H																																					
IN 26	25.5	37.5	20	18-19	16-21	18	19																																					
MM 660	648	953	508	457-483	406-533	457	483																																					
RTA 2		1 per carton																																										
 <p>MB Operator COM: 1.25 YD 1.14 M Unit weight: 40 LB 18.2 KG Carton weight: 49 LB 22.23 KG Carton volume: 10.5 FT³ 0.29 MT³</p>		 <p>ADJUSTMENTS (2) Pneumatic seat height (3) Back angle (4) Seat angle (6) Back/lumbar height Free floating seat & back</p>	<table border="1"> <tr> <td>5336-5</td> <td>724</td><td>764</td><td>798</td><td>837</td><td>900</td><td>959</td><td>1018</td><td>1069</td><td>1133</td><td>1193</td><td>1274</td><td>1389</td> </tr> </table>												5336-5	724	764	798	837	900	959	1018	1069	1133	1193	1274	1389																	
			5336-5	724	764	798	837	900	959	1018	1069	1133	1193	1274	1389																													
			<table border="1"> <tr> <th colspan="3">OVERALL DIMENSIONS</th> <th colspan="3">SEAT DIMENSIONS</th> <th colspan="3">BACK DIMENSIONS</th> </tr> <tr> <th>W</th><th>D</th><th>H</th> <th>W</th><th>D</th><th>H</th> <th>W</th><th>H</th> </tr> <tr> <td>IN 26</td><td>27.5</td><td>37.5</td> <td>20</td><td>18</td><td>16.5-21.5</td> <td>18</td><td>18</td> </tr> <tr> <td>MM 660</td><td>699</td><td>953</td> <td>508</td><td>457</td><td>419-546</td> <td>457</td><td>457</td> </tr> </table>			OVERALL DIMENSIONS			SEAT DIMENSIONS			BACK DIMENSIONS			W	D	H	W	D	H	W	H	IN 26	27.5	37.5	20	18	16.5-21.5	18	18	MM 660	699	953	508	457	419-546	457	457	<table border="1"> <tr> <td>RTA 2</td> <td></td> <td>1 per carton</td> </tr> </table>			RTA 2		1 per carton
			OVERALL DIMENSIONS			SEAT DIMENSIONS			BACK DIMENSIONS																																			
W	D	H	W	D	H	W	H																																					
IN 26	27.5	37.5	20	18	16.5-21.5	18	18																																					
MM 660	699	953	508	457	419-546	457	457																																					
RTA 2		1 per carton																																										
<table border="1"> <tr> <th>1</th><th>2</th><th>3</th><th>4</th><th>5</th><th>6</th><th>7</th><th>8</th><th>9</th><th>10</th><th>11</th><th>12</th> </tr> <tr> <td>5336-6</td> <td>597</td><td>637</td><td>671</td><td>710</td><td>773</td><td>832</td><td>891</td><td>942</td><td>1006</td><td>1066</td><td>1147</td><td>1262</td> </tr> </table>												1	2	3	4	5	6	7	8	9	10	11	12	5336-6	597	637	671	710	773	832	891	942	1006	1066	1147	1262								
1	2	3	4	5	6	7	8	9	10	11	12																																	
5336-6	597	637	671	710	773	832	891	942	1006	1066	1147	1262																																
<table border="1"> <tr> <th colspan="3">OVERALL DIMENSIONS</th> <th colspan="3">SEAT DIMENSIONS</th> <th colspan="3">BACK DIMENSIONS</th> </tr> <tr> <th>W</th><th>D</th><th>H</th> <th>W</th><th>D</th><th>H</th> <th>W</th><th>H</th> </tr> <tr> <td>IN 26</td><td>25</td><td>38.5</td> <td>20</td><td>18.5-19.5</td><td>17-22</td> <td>18</td><td>19</td> </tr> <tr> <td>MM 660</td><td>635</td><td>978</td> <td>508</td><td>470-495</td><td>432-559</td> <td>457</td><td>483</td> </tr> </table>			OVERALL DIMENSIONS			SEAT DIMENSIONS			BACK DIMENSIONS			W	D	H	W	D	H	W	H	IN 26	25	38.5	20	18.5-19.5	17-22	18	19	MM 660	635	978	508	470-495	432-559	457	483	<table border="1"> <tr> <td>RTA 1</td> <td></td> <td>1 per carton</td> </tr> </table>			RTA 1		1 per carton			
OVERALL DIMENSIONS			SEAT DIMENSIONS			BACK DIMENSIONS																																						
W	D	H	W	D	H	W	H																																					
IN 26	25	38.5	20	18.5-19.5	17-22	18	19																																					
MM 660	635	978	508	470-495	432-559	457	483																																					
RTA 1		1 per carton																																										
 <p>MB Operator Armless COM: 1.25 YD 1.14 M Unit weight: 34 LB 15.5 KG Carton weight: 43 LB 19.5 KG Carton volume: 10.5 FT³ 0.29 MT³</p>		 <p>ADJUSTMENTS (2) Pneumatic seat height (3) Back angle (4) Seat angle (6) Back/lumbar height</p>	<table border="1"> <tr> <td>5337-5</td> <td>606</td><td>646</td><td>680</td><td>719</td><td>782</td><td>841</td><td>900</td><td>951</td><td>1015</td><td>1075</td><td>1156</td><td>1271</td> </tr> </table>												5337-5	606	646	680	719	782	841	900	951	1015	1075	1156	1271																	
			5337-5	606	646	680	719	782	841	900	951	1015	1075	1156	1271																													
			<table border="1"> <tr> <th colspan="3">OVERALL DIMENSIONS</th> <th colspan="3">SEAT DIMENSIONS</th> <th colspan="3">BACK DIMENSIONS</th> </tr> <tr> <th>W</th><th>D</th><th>H</th> <th>W</th><th>D</th><th>H</th> <th>W</th><th>H</th> </tr> <tr> <td>IN 20</td><td>27.5</td><td>37.5</td> <td>20</td><td>17</td><td>16.5-21.5</td> <td>18</td><td>18</td> </tr> <tr> <td>MM 508</td><td>699</td><td>953</td> <td>508</td><td>432</td><td>419-546</td> <td>457</td><td>457</td> </tr> </table>			OVERALL DIMENSIONS			SEAT DIMENSIONS			BACK DIMENSIONS			W	D	H	W	D	H	W	H	IN 20	27.5	37.5	20	17	16.5-21.5	18	18	MM 508	699	953	508	432	419-546	457	457	<table border="1"> <tr> <td>RTA 2</td> <td></td> <td>1 per carton</td> </tr> </table>			RTA 2		1 per carton
			OVERALL DIMENSIONS			SEAT DIMENSIONS			BACK DIMENSIONS																																			
W	D	H	W	D	H	W	H																																					
IN 20	27.5	37.5	20	17	16.5-21.5	18	18																																					
MM 508	699	953	508	432	419-546	457	457																																					
RTA 2		1 per carton																																										
<table border="1"> <tr> <th>1</th><th>2</th><th>3</th><th>4</th><th>5</th><th>6</th><th>7</th><th>8</th><th>9</th><th>10</th><th>11</th><th>12</th> </tr> </table>												1	2	3	4	5	6	7	8	9	10	11	12																					
1	2	3	4	5	6	7	8	9	10	11	12																																	
<table border="1"> <tr> <th colspan="3">OVERALL DIMENSIONS</th> <th colspan="3">SEAT DIMENSIONS</th> <th colspan="3">BACK DIMENSIONS</th> </tr> <tr> <th>W</th><th>D</th><th>H</th> <th>W</th><th>D</th><th>H</th> <th>W</th><th>H</th> </tr> <tr> <td>IN 20</td><td>27.5</td><td>37.5</td> <td>20</td><td>17</td><td>16.5-21.5</td> <td>18</td><td>18</td> </tr> <tr> <td>MM 508</td><td>699</td><td>953</td> <td>508</td><td>432</td><td>419-546</td> <td>457</td><td>457</td> </tr> </table>			OVERALL DIMENSIONS			SEAT DIMENSIONS			BACK DIMENSIONS			W	D	H	W	D	H	W	H	IN 20	27.5	37.5	20	17	16.5-21.5	18	18	MM 508	699	953	508	432	419-546	457	457	<table border="1"> <tr> <td>RTA 2</td> <td></td> <td>1 per carton</td> </tr> </table>			RTA 2		1 per carton			
OVERALL DIMENSIONS			SEAT DIMENSIONS			BACK DIMENSIONS																																						
W	D	H	W	D	H	W	H																																					
IN 20	27.5	37.5	20	17	16.5-21.5	18	18																																					
MM 508	699	953	508	432	419-546	457	457																																					
RTA 2		1 per carton																																										

DESCRIPTION	FEATURES	MODEL #	STANDARD TEXTILE GRADES																																						
			1	2	3	4	5	6	7	8	9	10	11	12																											
  <p>MB Task Armless COM: 1.25 YD 1.14 M Unit weight: 27 LB 12.3 KG Carton weight: 30 LB 13.61 KG Carton volume: 6.75 FT³ 0.19 MT³</p>	 <p>ADJUSTMENTS (2) Pneumatic seat height (6) Back/lumbar height (8) Manual seat depth</p>	<p>Ergonomic features: C, D, E, M, N, Q</p>	<table border="1"> <tr> <td>5337-6</td><td>472</td><td>512</td><td>546</td><td>585</td><td>648</td><td>707</td><td>766</td><td>817</td><td>881</td><td>941</td><td>1022</td><td>1137</td> </tr> </table>												5337-6	472	512	546	585	648	707	766	817	881	941	1022	1137														
			5337-6	472	512	546	585	648	707	766	817	881	941	1022	1137																										
			<table border="1"> <thead> <tr> <th colspan="3">OVERALL DIMENSIONS</th> <th colspan="3">SEAT DIMENSIONS</th> <th colspan="3">BACK DIMENSIONS</th> </tr> <tr> <th>W</th><th>D</th><th>H</th> <th>W</th><th>D</th><th>H</th> <th>W</th><th>H</th> </tr> </thead> <tbody> <tr> <td>IN 20</td><td>25</td><td>38.5</td> <td>20</td><td>18.5-19.5</td><td>17-22</td> <td>18</td><td>19</td> </tr> <tr> <td>MM 508</td><td>635</td><td>978</td> <td>508</td><td>470-495</td><td>432-559</td> <td>457</td><td>483</td> </tr> </tbody> </table>			OVERALL DIMENSIONS			SEAT DIMENSIONS			BACK DIMENSIONS			W	D	H	W	D	H	W	H	IN 20	25	38.5	20	18.5-19.5	17-22	18	19	MM 508	635	978	508	470-495	432-559	457	483	<p>RTA 1  1 per carton</p>		
			OVERALL DIMENSIONS			SEAT DIMENSIONS			BACK DIMENSIONS																																
			W	D	H	W	D	H	W	H																															
IN 20	25	38.5	20	18.5-19.5	17-22	18	19																																		
MM 508	635	978	508	470-495	432-559	457	483																																		
  <p>Height Adjustable Stool - Task COM: 1.25 YD 1.14 M Unit weight: 36 LB 16.4 KG Carton weight: 42 LB 19.05 KG Carton volume: 6.75 FT³ 0.19 MT³</p>	 <p>ADJUSTMENTS (2) Pneumatic seat height (6) Back/lumbar height (8) Manual seat depth</p>	<p>Ergonomic features: C, E, H, M, N, Q</p>	<table border="1"> <tr> <td>5338-6</td><td>858</td><td>898</td><td>932</td><td>971</td><td>1034</td><td>1093</td><td>1152</td><td>1203</td><td>1267</td><td>1327</td><td>1408</td><td>1523</td> </tr> </table>												5338-6	858	898	932	971	1034	1093	1152	1203	1267	1327	1408	1523														
			5338-6	858	898	932	971	1034	1093	1152	1203	1267	1327	1408	1523																										
			<table border="1"> <thead> <tr> <th colspan="3">OVERALL DIMENSIONS</th> <th colspan="3">SEAT DIMENSIONS</th> <th colspan="3">BACK DIMENSIONS</th> </tr> <tr> <th>W</th><th>D</th><th>H</th> <th>W</th><th>D</th><th>H</th> <th>W</th><th>H</th> </tr> </thead> <tbody> <tr> <td>IN 26</td><td>25</td><td>46.5</td> <td>20</td><td>18.5-19.5</td><td>23.5-33.5</td> <td>18</td><td>19</td> </tr> <tr> <td>MM 660</td><td>635</td><td>1181</td> <td>508</td><td>470-495</td><td>597-851</td> <td>457</td><td>483</td> </tr> </tbody> </table>			OVERALL DIMENSIONS			SEAT DIMENSIONS			BACK DIMENSIONS			W	D	H	W	D	H	W	H	IN 26	25	46.5	20	18.5-19.5	23.5-33.5	18	19	MM 660	635	1181	508	470-495	597-851	457	483	<p>RTA 1  1 per carton</p>		
			OVERALL DIMENSIONS			SEAT DIMENSIONS			BACK DIMENSIONS																																
			W	D	H	W	D	H	W	H																															
IN 26	25	46.5	20	18.5-19.5	23.5-33.5	18	19																																		
MM 660	635	1181	508	470-495	597-851	457	483																																		
  <p>Height Adjustable Stool - Task Armless COM: 1.25 YD 1.14 M Unit weight: 30 LB 13.6 KG Carton weight: 36 LB 16.33 KG Carton volume: 6.75 FT³ 0.19 MT³</p>	 <p>ADJUSTMENTS (2) Pneumatic seat height (6) Back/lumbar height (8) Manual seat depth</p>	<p>Ergonomic features: C, E, M, N</p>	<table border="1"> <tr> <td>5339-6</td><td>761</td><td>801</td><td>835</td><td>874</td><td>937</td><td>996</td><td>1055</td><td>1106</td><td>1170</td><td>1230</td><td>1311</td><td>1426</td> </tr> </table>												5339-6	761	801	835	874	937	996	1055	1106	1170	1230	1311	1426														
			5339-6	761	801	835	874	937	996	1055	1106	1170	1230	1311	1426																										
			<table border="1"> <thead> <tr> <th colspan="3">OVERALL DIMENSIONS</th> <th colspan="3">SEAT DIMENSIONS</th> <th colspan="3">BACK DIMENSIONS</th> </tr> <tr> <th>W</th><th>D</th><th>H</th> <th>W</th><th>D</th><th>H</th> <th>W</th><th>H</th> </tr> </thead> <tbody> <tr> <td>IN 20</td><td>25</td><td>46.5</td> <td>20</td><td>18.5-19.5</td><td>23.5-33.5</td> <td>18</td><td>19</td> </tr> <tr> <td>MM 508</td><td>635</td><td>1181</td> <td>508</td><td>470-495</td><td>597-851</td> <td>457</td><td>483</td> </tr> </tbody> </table>			OVERALL DIMENSIONS			SEAT DIMENSIONS			BACK DIMENSIONS			W	D	H	W	D	H	W	H	IN 20	25	46.5	20	18.5-19.5	23.5-33.5	18	19	MM 508	635	1181	508	470-495	597-851	457	483	<p>RTA 1  1 per carton</p>		
			OVERALL DIMENSIONS			SEAT DIMENSIONS			BACK DIMENSIONS																																
			W	D	H	W	D	H	W	H																															
IN 20	25	46.5	20	18.5-19.5	23.5-33.5	18	19																																		
MM 508	635	1181	508	470-495	597-851	457	483																																		

SYNOPSIS



model 5080-3



model 5080-3



model 5091-4

STANDARD FEATURES

- A compound curved back adds a distinct look while maximizing comfort.
- Ratchet style back height and pneumatic seat height adjustments are standard on select models.
- Fixed height, impact and scuff resistant curved arms with urethane armcaps are standard on models 5090-4, 5091-4 and 5092.
- Standard with adjustable height T-arms with teardrop shaped urethane armcaps (3B).
- Vari-Width (WA) width adjustable arm extensions are standard when chair is ordered with adjustable arms. Allows the arms to move away from the seat by 2" on each side to allow space if desired for broader hip widths.
- Multi-tilters feature a Black impact resistant outer back shell. Height adjustable stools have a plastic back panel. All other models feature a fully upholstered outer back.
- Sliding seat depth on multi-tilters and synchro-tilters can be adjusted with a lever on the side of the chair.
- All models (except armchair) are standard with a five prong, injection molded base with dual wheel carpet casters (C65).
- Base and arms are available in Black only.
- Pedestal base models provide fixed location seating for use in auditoriums, classrooms, jury boxes, public venues and more. The base must be mounted to the floor (mounting hardware not included). See Pedestal Base Installation Guide on website for details.
- Upholstery options: fabric, vinyl or leather. Vinyl and leather models may feature stitch detail across the seat and/or back cushions, if applicable.

OPTIONAL FEATURES

- For hard surface flooring casters, please specify (C65R). Add \$21.
- For additional arm/caster options, please refer to the Arm and Caster section (page 352). *Optional casters may be priced higher than the standard casters for your chair and the difference will be charged. Lower priced optional casters will not be credited.*
- Pedestal base models have Black bases with 2" height adjustable cylinders, please specify: (SH) Swivel, auto return to max height. No upcharge. (SN) Non-swivel, auto return to max height. Add \$16. (SC) Swivel, auto return to center and return to max height. Add \$26.

DESCRIPTION

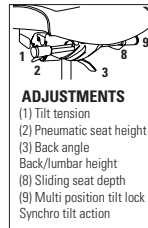
FEATURES

MODEL #

STANDARD TEXTILE GRADES



HB Synchro-Tilter T Arm
COM: 2 YD | 1.83 M
Unit weight: 55 LB | 25 KG
Carton weight: 65 LB | 29.48 KG
Carton volume: 14.25 FT³ | 0.4 MT³



Ergonomic features:
A, B, C, D, E, G, H, L, M, N, Q, U

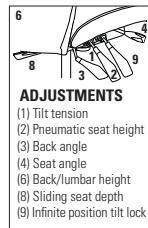
	1	2	3	4	5	6	7	8	9	10	11	12
5080-0	1129	1193	1247	1309	1411	1505	1599	1681	1783	1879	2009	2193

OVERALL DIMENSIONS			SEAT DIMENSIONS			BACK DIMENSIONS	
W	D	H	W	D	H	W	H
IN 24	25	46	19.5	18-21	17-22	19	26-28.5
MM 610	635	1168	495	457-533	432-559	483	660-724

RTA 1 courier 1 per carton



HB Multi-Tilter T Arm
COM: 2 YD | 1.83 M
Unit weight: 57 LB | 25.9 KG
Carton weight: 67 LB | 30.39 KG
Carton volume: 14.25 FT³ | 0.4 MT³



Ergonomic features:
A, B, C, D, E, F, G, H, M, N, Q, S

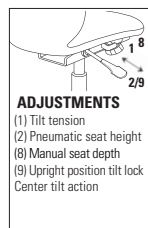
	1	2	3	4	5	6	7	8	9	10	11	12
5080-3	1129	1193	1247	1309	1411	1505	1599	1681	1783	1879	2009	2193

OVERALL DIMENSIONS			SEAT DIMENSIONS			BACK DIMENSIONS	
W	D	H	W	D	H	W	H
IN 24	25	46	19.5	18-21	17-22	19	26-28.5
MM 610	635	1168	495	457-533	432-559	483	660-724

RTA 1 courier 1 per carton



HB Tilter T Arm
COM: 2 YD | 1.83 M
Unit weight: 38 LB | 17.3 KG
Carton weight: 45 LB | 20.41 KG
Carton volume: 9.75 FT³ | 0.27 MT³


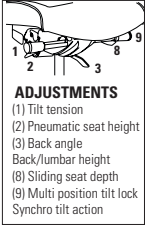

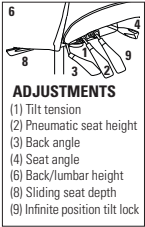


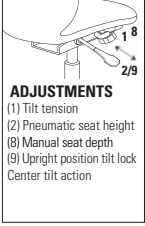


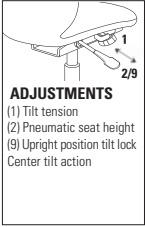

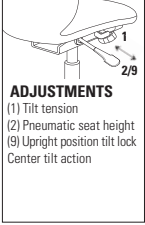



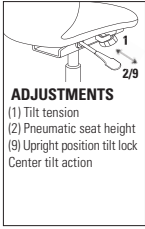

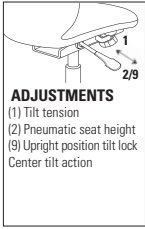

Ergonomic features:
A, B, C, E, H, M, N, Q, U, S

	1	2	3	4	5	6	7	8	9	10	11	12
5080-4	1041	1105	1159	1221	1323	1417	1511	1593	1695	1791	1921	2105

OVERALL DIMENSIONS			SEAT DIMENSIONS			BACK DIMENSIONS	
W	D	H	W	D	H	W	H
IN 24.5	26.5	43.5	19.5	18.5-19.5	16.5-21.5	19	25.5
MM 622	673	1105	495	470-495	419-546	483	648

RTA 2 courier 1 per carton

DESCRIPTION	FEATURES	MODEL #	STANDARD TEXTILE GRADES																																																																								
			1	2	3	4	5	6	7	8	9	10	11	12																																																													
 <p>MB Synchro-Tilter T Arm COM: 1.75 YD 1.6 M Unit weight: 53 LB 24.1 KG Carton weight: 62 LB 28.12 KG Carton volume: 14.25 FT³ 0.4 MT³</p>	 <p>ADJUSTMENTS (1) Tilt tension (2) Pneumatic seat height (3) Back angle (4) Back/lumbar height (5) Sliding seat depth (6) Multi position tilt lock Synchro tilt action</p>	<p>Ergonomic features: A, B, C, D, E, G, H, L, H, M, N, Q, U,</p>	<table border="1"> <tr> <td>5081-0</td><td>1073</td><td>1129</td><td>1176</td><td>1231</td><td>1320</td><td>1402</td><td>1484</td><td>1556</td><td>1645</td><td>1729</td><td>1843</td><td>2004</td> </tr> <tr> <th colspan="3">OVERALL DIMENSIONS</th> <th colspan="3">SEAT DIMENSIONS</th> <th colspan="3">BACK DIMENSIONS</th> <td colspan="3"></td> </tr> <tr> <th>W</th><th>D</th><th>H</th><th>W</th><th>D</th><th>H</th><th>W</th><th>H</th><td colspan="4"></td> </tr> <tr> <td>IN 24</td><td>25</td><td>42</td><td>19.5</td><td>18-21</td><td>17-22</td><td>19</td><td>22-24.5</td><td colspan="4"></td> </tr> <tr> <td>MM 610</td><td>635</td><td>1067</td><td>495</td><td>457-533</td><td>432-559</td><td>483</td><td>559-622</td><td colspan="4"></td> </tr> </table>												5081-0	1073	1129	1176	1231	1320	1402	1484	1556	1645	1729	1843	2004	OVERALL DIMENSIONS			SEAT DIMENSIONS			BACK DIMENSIONS						W	D	H	W	D	H	W	H					IN 24	25	42	19.5	18-21	17-22	19	22-24.5					MM 610	635	1067	495	457-533	432-559	483	559-622				
			5081-0	1073	1129	1176	1231	1320	1402	1484	1556	1645	1729	1843	2004																																																												
			OVERALL DIMENSIONS			SEAT DIMENSIONS			BACK DIMENSIONS																																																																		
			W	D	H	W	D	H	W	H																																																																	
IN 24	25	42	19.5	18-21	17-22	19	22-24.5																																																																				
MM 610	635	1067	495	457-533	432-559	483	559-622																																																																				
			<p>RTA 1  1 per carton</p>																																																																								
 <p>MB Multi-Tilter T Arm COM: 1.75 YD 1.6 M Unit weight: 55 LB 25 KG Carton weight: 64 LB 29.03 KG Carton volume: 14.25 FT³ 0.4 MT³</p>	 <p>ADJUSTMENTS (1) Tilt tension (2) Pneumatic seat height (3) Back angle (4) Seat angle (5) Back/lumbar height (6) Sliding seat depth (7) Infinite position tilt lock</p>	<p>Ergonomic features: A, B, C, D, E, F, G, H, M, N, Q, S</p>	<table border="1"> <tr> <td>5081-3</td><td>1073</td><td>1129</td><td>1176</td><td>1231</td><td>1320</td><td>1402</td><td>1484</td><td>1556</td><td>1645</td><td>1729</td><td>1843</td><td>2004</td> </tr> <tr> <th colspan="3">OVERALL DIMENSIONS</th> <th colspan="3">SEAT DIMENSIONS</th> <th colspan="3">BACK DIMENSIONS</th> <td colspan="3"></td> </tr> <tr> <th>W</th><th>D</th><th>H</th><th>W</th><th>D</th><th>H</th><th>W</th><th>H</th><td colspan="4"></td> </tr> <tr> <td>IN 24</td><td>25</td><td>42</td><td>19.5</td><td>18-21</td><td>17-22</td><td>19</td><td>22-24.5</td><td colspan="4"></td> </tr> <tr> <td>MM 610</td><td>635</td><td>1067</td><td>495</td><td>457-533</td><td>432-559</td><td>483</td><td>559-622</td><td colspan="4"></td> </tr> </table>												5081-3	1073	1129	1176	1231	1320	1402	1484	1556	1645	1729	1843	2004	OVERALL DIMENSIONS			SEAT DIMENSIONS			BACK DIMENSIONS						W	D	H	W	D	H	W	H					IN 24	25	42	19.5	18-21	17-22	19	22-24.5					MM 610	635	1067	495	457-533	432-559	483	559-622				
			5081-3	1073	1129	1176	1231	1320	1402	1484	1556	1645	1729	1843	2004																																																												
			OVERALL DIMENSIONS			SEAT DIMENSIONS			BACK DIMENSIONS																																																																		
			W	D	H	W	D	H	W	H																																																																	
IN 24	25	42	19.5	18-21	17-22	19	22-24.5																																																																				
MM 610	635	1067	495	457-533	432-559	483	559-622																																																																				
			<p>RTA 1  1 per carton</p>																																																																								
 <p>MB Tilter T Arm COM: 1.75 YD 1.6 M Unit weight: 34 LB 15.5 KG Carton weight: 41 LB 18.6 KG Carton volume: 9.75 FT³ 0.27 MT³</p>	 <p>ADJUSTMENTS (1) Tilt tension (2) Pneumatic seat height (3) Manual seat depth (4) Upright position tilt lock Center tilt action</p>	<p>Ergonomic features: A, B, C, E, H, M, N, Q, S, U</p>	<table border="1"> <tr> <td>5081-4</td><td>984</td><td>1040</td><td>1087</td><td>1142</td><td>1231</td><td>1313</td><td>1395</td><td>1467</td><td>1556</td><td>1640</td><td>1754</td><td>1915</td> </tr> <tr> <th colspan="3">OVERALL DIMENSIONS</th> <th colspan="3">SEAT DIMENSIONS</th> <th colspan="3">BACK DIMENSIONS</th> <td colspan="3"></td> </tr> <tr> <th>W</th><th>D</th><th>H</th><th>W</th><th>D</th><th>H</th><th>W</th><th>H</th><td colspan="4"></td> </tr> <tr> <td>IN 24.5</td><td>26.5</td><td>39.5</td><td>19.5</td><td>18.5-19.5</td><td>16.5-20.5</td><td>19</td><td>21.5-24</td><td colspan="4"></td> </tr> <tr> <td>MM 622</td><td>673</td><td>1003</td><td>495</td><td>470-495</td><td>419-521</td><td>483</td><td>546-610</td><td colspan="4"></td> </tr> </table>												5081-4	984	1040	1087	1142	1231	1313	1395	1467	1556	1640	1754	1915	OVERALL DIMENSIONS			SEAT DIMENSIONS			BACK DIMENSIONS						W	D	H	W	D	H	W	H					IN 24.5	26.5	39.5	19.5	18.5-19.5	16.5-20.5	19	21.5-24					MM 622	673	1003	495	470-495	419-521	483	546-610				
			5081-4	984	1040	1087	1142	1231	1313	1395	1467	1556	1640	1754	1915																																																												
			OVERALL DIMENSIONS			SEAT DIMENSIONS			BACK DIMENSIONS																																																																		
			W	D	H	W	D	H	W	H																																																																	
IN 24.5	26.5	39.5	19.5	18.5-19.5	16.5-20.5	19	21.5-24																																																																				
MM 622	673	1003	495	470-495	419-521	483	546-610																																																																				
			<p>RTA 2  1 per carton</p>																																																																								
 <p>HB Tilter COM: 2 YD 1.83 M Unit weight: 35 LB 15.9 KG Carton weight: 41 LB 18.6 KG Carton volume: 11.5 FT³ 0.32 MT³</p>	 <p>ADJUSTMENTS (1) Tilt tension (2) Pneumatic seat height (3) Upright position tilt lock Center tilt action</p>	<p>Ergonomic features: A, B, C, M, N, S</p>	<table border="1"> <tr> <td>5090-4</td><td>814</td><td>878</td><td>932</td><td>994</td><td>1096</td><td>1190</td><td>1284</td><td>1366</td><td>1468</td><td>1564</td><td>1694</td><td>1878</td> </tr> <tr> <th colspan="3">OVERALL DIMENSIONS</th> <th colspan="3">SEAT DIMENSIONS</th> <th colspan="3">BACK DIMENSIONS</th> <td colspan="3"></td> </tr> <tr> <th>W</th><th>D</th><th>H</th><th>W</th><th>D</th><th>H</th><th>W</th><th>H</th><td colspan="4"></td> </tr> <tr> <td>IN 24.5</td><td>26.5</td><td>43.5</td><td>19.5</td><td>19.5</td><td>16.5-21.5</td><td>19</td><td>25.5</td><td colspan="4"></td> </tr> <tr> <td>MM 622</td><td>673</td><td>1105</td><td>495</td><td>495</td><td>419-546</td><td>483</td><td>648</td><td colspan="4"></td> </tr> </table>												5090-4	814	878	932	994	1096	1190	1284	1366	1468	1564	1694	1878	OVERALL DIMENSIONS			SEAT DIMENSIONS			BACK DIMENSIONS						W	D	H	W	D	H	W	H					IN 24.5	26.5	43.5	19.5	19.5	16.5-21.5	19	25.5					MM 622	673	1105	495	495	419-546	483	648				
			5090-4	814	878	932	994	1096	1190	1284	1366	1468	1564	1694	1878																																																												
			OVERALL DIMENSIONS			SEAT DIMENSIONS			BACK DIMENSIONS																																																																		
			W	D	H	W	D	H	W	H																																																																	
IN 24.5	26.5	43.5	19.5	19.5	16.5-21.5	19	25.5																																																																				
MM 622	673	1105	495	495	419-546	483	648																																																																				
			<p>RTA 1 1 per carton</p>																																																																								
 <p>HB Tilter Pedestal Base COM: 2 YD 1.83 M Unit weight: 36 LB 16.4 KG Carton weight: 44 LB 19.96 KG Carton volume: 11.5 FT³ 0.32 MT³</p>	 <p>ADJUSTMENTS (1) Tilt tension (2) Pneumatic seat height (3) Upright position tilt lock Center tilt action</p>	<p>Ergonomic features: A, B, C, M, N, S</p>	<table border="1"> <tr> <td>5090-4PB</td><td>1023</td><td>1087</td><td>1141</td><td>1203</td><td>1305</td><td>1399</td><td>1493</td><td>1575</td><td>1677</td><td>1773</td><td>1903</td><td>2087</td> </tr> <tr> <th colspan="3">OVERALL DIMENSIONS</th> <th colspan="3">SEAT DIMENSIONS</th> <th colspan="3">BACK DIMENSIONS</th> <td colspan="3"></td> </tr> <tr> <th>W</th><th>D</th><th>H</th><th>W</th><th>D</th><th>H</th><th>W</th><th>H</th><td colspan="4"></td> </tr> <tr> <td>IN 24.5</td><td>26.5</td><td>39.5</td><td>19.5</td><td>19.5</td><td>16.5-18.5</td><td>19</td><td>25.5</td><td colspan="4"></td> </tr> <tr> <td>MM 622</td><td>673</td><td>1003</td><td>495</td><td>495</td><td>419-470</td><td>483</td><td>648</td><td colspan="4"></td> </tr> </table>												5090-4PB	1023	1087	1141	1203	1305	1399	1493	1575	1677	1773	1903	2087	OVERALL DIMENSIONS			SEAT DIMENSIONS			BACK DIMENSIONS						W	D	H	W	D	H	W	H					IN 24.5	26.5	39.5	19.5	19.5	16.5-18.5	19	25.5					MM 622	673	1003	495	495	419-470	483	648				
			5090-4PB	1023	1087	1141	1203	1305	1399	1493	1575	1677	1773	1903	2087																																																												
			OVERALL DIMENSIONS			SEAT DIMENSIONS			BACK DIMENSIONS																																																																		
			W	D	H	W	D	H	W	H																																																																	
IN 24.5	26.5	39.5	19.5	19.5	16.5-18.5	19	25.5																																																																				
MM 622	673	1003	495	495	419-470	483	648																																																																				
			<p>RTA 1 1 per carton</p>																																																																								

DESCRIPTION	FEATURES	MODEL #	STANDARD TEXTILE GRADES											
			1	2	3	4	5	6	7	8	9	10	11	12
 <p>MB Tilter COM: 1.75 YD 1.6 M Unit weight: 32 LB 14.5 KG Carton weight: 38 LB 17.24 KG Carton volume: 11.5 FT³ 0.32 MT³</p>	 <p>ADJUSTMENTS (1) Tilt tension (2) Pneumatic seat height (9) Upright position tilt lock Center tilt action</p> <p>Ergonomic features: A, B, C, M, N, S</p>	5091-4	780	836	883	938	1027	1109	1191	1263	1352	1436	1550	1711
		OVERALL DIMENSIONS			SEAT DIMENSIONS			BACK DIMENSIONS						
		W	D	H	W	D	H	W		H				
		IN 24.5 MM 622	26.5 673	39.5 1003	19.5 495	19.5 495	16.5-21.5 419-546	19 483		21.5 546				
			RTA 1	1 per carton										
 <p>MB Tilter Pedestal Base COM: 1.75 YD 1.6 M Unit weight: 33 LB 15 KG Carton weight: 41 LB 18.6 KG Carton volume: 11.5 FT³ 0.32 MT³</p>	 <p>ADJUSTMENTS (1) Tilt tension (2) Pneumatic seat height (9) Upright position tilt lock Center tilt action</p> <p>Ergonomic features: A, B, C, M, N, S</p>	5091-4PB	987	1043	1090	1145	1234	1316	1398	1470	1559	1643	1757	1918
		OVERALL DIMENSIONS			SEAT DIMENSIONS			BACK DIMENSIONS						
		W	D	H	W	D	H	W		H				
		IN 24.5 MM 622	26.5 673	37.5 953	19.5 495	19.5 495	16.5-18.5 419-470	19 483		21.5 546				
			RTA 1	1 per carton										
 <p>Armchair COM: 1.75 YD 1.6 M Unit weight: 32 LB 14.5 KG Carton weight: 42 LB 19.05 KG Carton volume: 19.5 FT³ 0.55 MT³</p>	<p>Ergonomic features: M, N</p>	5092	734	790	837	892	981	1063	1145	1217	1306	1390	1504	1665
		OVERALL DIMENSIONS			SEAT DIMENSIONS			BACK DIMENSIONS						
		W	D	H	W	D	H	W		H				
		IN 25 MM 635	26 660	37 940	19.5 495	19 483	16.5 419	19 483		27 686				
			RTA 00	1 per carton										

TRADITIONAL



model 3720



model 3722



Standard Feature
Attractive brass-colored nail head trim is standard on all models.



model 3742



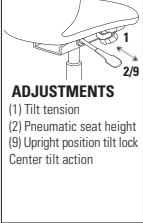

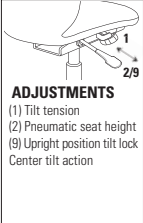
STANDARD FEATURES

- Tilter chairs are standard with a traditional style wood capped steel base.
 - Select tilter models have a tufted design with brass-colored nail head trim and vinyl bumper guards.
 - Select models have pneumatic seat height adjustment and tilt tension control.
 - All tilting chairs have a clear back edge bumper to protect the side of the chair from accidental impact or damage.
 - Dual wheel carpet casters (C1) are standard.
 - Upholstery options: fabric, vinyl or leather. Vinyl and leather models may feature stitch detail across the seat and/or back cushions, if applicable. Thin or flat fabrics (like Jenny and Quilt) are not recommended.
 - Note: The appearance of curved edges and tufted pleats will vary with upholstery material depending on thickness, stiffness and amount of stretch of the selected material. Thin upholstery material will make very flat pleats and thicker materials may make pleats with rolled edges. This can produce quite different looks. Both styles are considered acceptable and it is purely up to the personal preference of the purchaser.
- Wood finishes are available in Absolute (AAM), Black (BKM), Cherry (ACM), Espresso Cafe (ECM), English Oak (EOM), Fruitwood (TFM), Gray (HGM), Honey (AHM), Mahogany (TMM), Maple (AVM), Medium Walnut (MWM), Natural Walnut (NLW), Night (ASM), Noce Biondo (NBM), Noce Grigio (NGM), Noce Leggero (NEM), Noce Medio (NMM), Shaker Cherry (SKM), Walnut (TWM), WC Cream (WTM), White (WHM) and Winter Cherry (WCM). Please specify.

OPTIONAL FEATURES

- There are no arm options for this series.
- Tilter models can be ordered with an optional Black nylon base upon request, please specify. No upcharge.
- Clear back edge bumper can be removed upon request, please specify. No upcharge.
- For hard surface flooring casters, please specify (C9R). Add \$21.
- For additional caster options, please refer to the Arm and Caster section (page 352). *Optional casters may be priced higher than the standard casters for your chair and the difference will be charged. Lower priced optional casters will not be credited.*

DESCRIPTION	FEATURES	MODEL #	STANDARD TEXTILE GRADES												
			*1	*2	3	4	5	6	7	8	9	10	11	12	
<p>ADJUSTMENTS (1) Tilt tension (2) Pneumatic seat height (9) Upright position tilt lock Center tilt action</p>	<p>* Textile options are limited, see notes.</p> <p>Ergonomic features: A, C, M, N, S</p>	3720	1581	1733	1861	2009	2251	2474	2697	2892	3134	3362	3671	4108	
		OVERALL DIMENSIONS			SEAT DIMENSIONS			BACK DIMENSIONS							
		W	D	H	W	D	H	W	H						
		IN 29	30	44.5	19.5	18	19-24	20	25						
		MM 737	762	1130	495	457	483-610	508	635						
		RTA 00	1 per carton												
	<p>* Textile options are limited, see notes.</p> <p>Ergonomic features: M, N</p>	3722	817	881	935	997	1099	1193	1287	1369	1471	1567	1697	1881	
		3722C	920	984	1038	1100	1202	1296	1390	1472	1574	1670	1800	1984	
		OVERALL DIMENSIONS			SEAT DIMENSIONS			BACK DIMENSIONS							
		W	D	H	W	D	H	W	H						
		IN 25	22.5	31	25	18	19.5	23	11						
MM 635	572	787	635	457	495	584	279								
		RTA 00	1 per carton												
	<p>* Textile options are limited, see notes.</p> <p>Ergonomic features: M, N</p>	3732	1083	1171	1245	1331	1471	1600	1729	1842	1982	2114	2293	2546	
		OVERALL DIMENSIONS			SEAT DIMENSIONS			BACK DIMENSIONS							
		W	D	H	W	D	H	W	H						
		IN 25.5	24.5	34	20.5	17	18	20.5	16						
		MM 648	622	864	521	432	457	521	406						
		RTA 00	1 per carton												

DESCRIPTION	FEATURES	MODEL #	STANDARD TEXTILE GRADES															
			*1	*2	3	4	5	6	7	8	9	10	11	12				
 <p>LB Armchair - Martha Washington Style COM: 2.75 YD 2.51 M Unit weight: 23 LB 10.5 KG Carton weight: 28 LB 12.7 KG Carton volume: 15.75 FT³ 0.44 MT³</p>	<p>* Textile options are limited, see notes.</p> <p>Ergonomic features: M, N</p>	<p>3742</p>	1110	1198	1272	1358	1498	1627	1756	1869	2009	2141	2320	2573				
			OVERALL DIMENSIONS			SEAT DIMENSIONS			BACK DIMENSIONS									
			W	D	H	W	D	H	W	H								
			IN 25 MM 635	27 686	34.5 876	21.5 546	17 432	19 483	21.5 546	16 406								
			RTA 00	1 per carton														
 <p>HB Tilter - Judge's Style COM: 5 YD 4.57 M Unit weight: 55 LB 25 KG Carton weight: 63 LB 28.58 KG Carton volume: 28.25 FT³ 0.79 MT³</p>	 <p>ADJUSTMENTS (1) Tilt tension (2) Pneumatic seat height (9) Upright position tilt lock Center tilt action</p>	<p>* Textile options are limited, see notes.</p> <p>Ergonomic features: A, C, M, N, S</p>	<p>3760</p>	*1	*2	3	4	5	6	7	8	9	10	11	12			
				1666	1826	1961	2116	2371	2606	2841	3046	3301	3541	3866	4326			
				OVERALL DIMENSIONS			SEAT DIMENSIONS			BACK DIMENSIONS								
				W	D	H	W	D	H	W	H							
IN 29 MM 737	32 813	48 1219	20.5 521	18.5 470	18-23 457-584	20.5 521	26 660											
			RTA 00	1 per carton														
 <p>HB Tilter - Judge's Style COM: 4.75 YD 4.34 M Unit weight: 62 LB 28.2 KG Carton weight: 70 LB 31.75 KG Carton volume: 28.25 FT³ 0.79 MT³</p>	 <p>ADJUSTMENTS (1) Tilt tension (2) Pneumatic seat height (9) Upright position tilt lock Center tilt action</p>	<p>* Textile options are limited, see notes.</p> <p>Ergonomic features: A, C, M, N, S</p>	<p>3766</p>	*1	*2	3	4	5	6	7	8	9	10	11	12			
				1692	1844	1972	2120	2362	2585	2808	3003	3245	3473	3782	4219			
				OVERALL DIMENSIONS			SEAT DIMENSIONS			BACK DIMENSIONS								
				W	D	H	W	D	H	W	H							
IN 29 MM 737	32 813	48 1219	20.5 521	18.5 470	18-23 457-584	20.5 521	26 660											
			RTA 00	1 per carton														

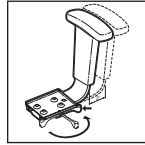
TRITEK ERGO SELECT



model 7472-3



model 7482-3



Vari-Width (WA) width adjustable arm extensions are standard when chair is ordered with adjustable arms.



model 7491-3

STANDARD FEATURES

- Designed in three seat sizes and three back sizes to accommodate every body shape and task.
- Seats and backs are interchangeable - once the right size of seat is chosen, the appropriate back height can be selected.
- The unique upper back shape enables free lateral movement.
- Schukra™ depth adjustable lumbar area for personalized comfort and support is standard.
- Dual density foam spine pad embedded in the back of the chair forms to the user's shape.
- Standard with Global's high quality Soft Descent™ pneumatic lift which slowly and gently lowers the seat height of the chair making it easy to obtain the exact seat height you desire.
- Generous seats: ultimate adjustable arms (**G3**) are height and width adjustable (**WA**) to suit user and job function. Armcaps slide over top of seat, forward and back and articulate inward.
- Standard and petite seats: low rise (**G2**) arms. This positions the arm 1" lower than the (**G3**) arm.
- Durable Black polypropylene back shroud is standard.
- Side activated sliding seat depth adjustment is standard on multi-tilters.
- Base and frame available in Black only.

- Five prong, injection molded, fiberglass reinforced nylon Black spider base with dual wheel carpet casters (**C65**).
- Upholstery options: fabric, vinyl or leather. Vinyl and leather models may feature stitch detail across the seat and/or back cushions, if applicable.

OPTIONAL FEATURES

- For hard surface flooring casters, please specify (**C65R**). Add \$21.
- Polished aluminum base with Black end guards (**B2**) is available, please specify (**ALU**). Add \$131.
- For additional arm/caster options, please refer to the Arm and Caster section (page 352). *Optional casters may be priced higher than the standard casters for your chair and the difference will be charged. Lower priced optional casters will not be credited.*
- Petite and generous seat model numbers are listed in the middle column (above Ergonomic features) and are the same price as standard seat models.

Tritek model number explanation:

example: 7471-3

7 4 _ _ _ first two digits are the series code (74)

_ _ 7 _ _ third digit selects back height (7 extended back, 8 high back, 9 medium back)

_ _ _ _ 3 fifth digit selects mechanism type (3 multi-tilter, 7 posture task)

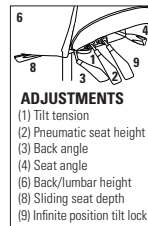
Tritek dimensional information: based on measurements with multi-tilter mechanism and using the ISO CMD (Chair Measuring Device)					
	Distance between arms	Standard arm height	Seat depth range	Seat height	Lumbar height adj. range
Petite seat	14.7" - 20.7" = 6" adjustment	7.3" - 10.5"	16.7" - 19.5"	15.6" - 19.4"	5" - 10.2" - 5.25" range
Soft Descent 4" lift & (G2) arm	373mm - 525mm = 152mm adj.	186mm - 266mm	424mm - 496mm	395mm - 493mm	128mm - 258mm = 130mm range
Standard seat	16.7" - 23.7" = 7" adjustment	6.9" - 10.0"	17.7" - 20.5"	18.2" - 23.1"	5" - 10.2" - 5.25" range
Soft Descent 4" lift & (G2) arm	424mm - 603mm = 179mm adj.	174mm - 253mm	449mm - 521mm	462mm - 588mm	128mm - 258mm = 130mm range
Generous seat	17.3" - 25.2" = 7.9" adjustment	8.6" - 11.7"	19.1" - 22.0"	18.3" - 23.1"	5" - 10.2" - 5.25" range
Soft Descent 5" lift & (G3) arm	439mm - 640mm = 201mm adj.	218mm - 298mm	486mm - 558mm	464mm - 588mm	128mm - 258mm = 130mm range

DESCRIPTION



Extended HB Multi-Tilter
 COM: 1.75 YD | 1.6 M
 Unit weight: 57 LB | 25.9 KG
 Carton weight: 64 LB | 29.03 KG
 Carton volume: 13 FT³ | 0.36 MT³

FEATURES



ADJUSTMENTS
 (1) Tilt tension
 (2) Pneumatic seat height
 (3) Back angle
 (4) Seat angle
 (6) Back/lumbar height
 (8) Sliding seat depth
 (9) Infinite position tilt lock

7471-3: Petite seat
7473-3: Generous seat

Ergonomic features:
 A, B, C, D, E, F, G, H, M, N, Q, R, S, U, V


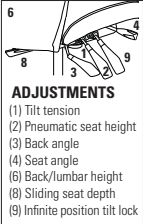

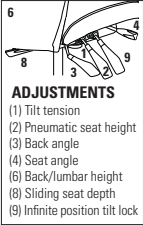

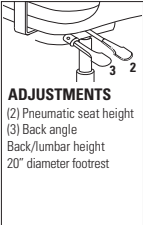
MODEL #

STANDARD TEXTILE GRADES

	1	2	3	4	5	6	7	8	9	10	11	12
7472-3 Standard seat	1317	1373	1420	1475	1564	1646	1728	1800	1889	1973	2087	2248

	OVERALL DIMENSIONS			SEAT DIMENSIONS			BACK DIMENSIONS	
	W	D	H	W	D	H	W	H
IN	26.5	24	48	20.5	17-20	17.5-22.5	18.5	25-30.25
MM	673	610	1219	521	432-508	445-572	470	635-768

RTA 2 1 per carton


DESCRIPTION	FEATURES	MODEL #	STANDARD TEXTILE GRADES													
			1	2	3	4	5	6	7	8	9	10	11	12		
 <p>HB Multi-Tilter COM: 1.5 YD 1.37 M Unit weight: 55 LB 25 KG Carton weight: 62 LB 28.12 KG Carton volume: 13 FT³ 0.36 MT³</p>	 <p>ADJUSTMENTS (1) Tilt tension (2) Pneumatic seat height (3) Back angle (4) Seat angle (6) Back/lumbar height (8) Sliding seat depth (9) Infinite position tilt lock</p>	7482-3 Standard seat	1281	1329	1370	1416	1493	1563	1634	1695	1772	1844	1941	2079		
		OVERALL DIMENSIONS W D H	SEAT DIMENSIONS W D H	BACK DIMENSIONS W H												
		IN 26.5 24 44 MM 673 610 1118	20.5 17-20 17.5-22.5 521 432-508 445-572	18.5 21-26.25 470 533-667												
		Ergonomic features: A, B, C, D, E, F, G, H, M, N, Q, R, S, U, V	RTA 2	1 per carton												
 <p>MB Multi-Tilter COM: 1.5 YD 1.37 M Unit weight: 53 LB 24.1 KG Carton weight: 60 LB 27.22 KG Carton volume: 13 FT³ 0.36 MT³</p>	 <p>ADJUSTMENTS (1) Tilt tension (2) Pneumatic seat height (3) Back angle (4) Seat angle (6) Back/lumbar height (8) Sliding seat depth (9) Infinite position tilt lock</p>	7492-3 Standard seat	1242	1290	1331	1377	1454	1524	1595	1656	1733	1805	1902	2040		
		OVERALL DIMENSIONS W D H	SEAT DIMENSIONS W D H	BACK DIMENSIONS W H												
		IN 26.5 24 41 MM 673 610 1041	20.5 17-20 17.5-22.5 521 432-508 445-572	18.5 18-23.25 470 457-591												
		Ergonomic features: A, B, C, D, E, F, G, H, M, N, Q, R, S, U, V	RTA 2	1 per carton												
 <p>MB Posture Stool Armless COM: 1.5 YD 1.37 M Unit weight: 35 LB 15.9 KG Carton weight: 43 LB 19.5 KG Carton volume: 15.75 FT³ 0.44 MT³</p>	 <p>ADJUSTMENTS (2) Pneumatic seat height (3) Back angle Back/lumbar height 20" diameter footrest</p>	7497-7NA Standard seat	1181	1229	1270	1316	1393	1463	1534	1595	1672	1744	1841	1979		
		OVERALL DIMENSIONS W D H	SEAT DIMENSIONS W D H	BACK DIMENSIONS W H												
		IN 20.5 24 49 MM 521 610 1245	20.5 18 22.5-32.5 521 457 572-826	18.5 18-23.25 470 457-591												
		Ergonomic features: C, D, G, M, N, U, V	RTA 2	1 per carton												

TRIUMPH



model 3650-3

model 3651-3




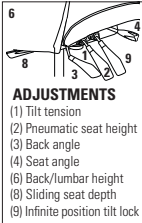

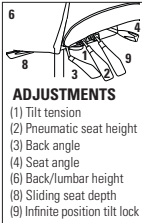

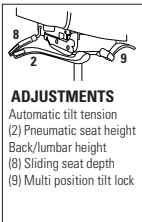

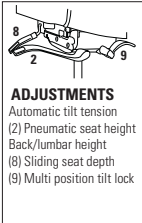
Lumbar Support
Adjusted in and out by turning the knob. Moved vertically by moving up and down on the slider.

STANDARD FEATURES

- Contemporary seating series featuring exceptional comfort, support and adjustment.
- Standard with adjustable height, forward swept arms with sliding, articulating armcaps (G1).
- Outer back knob can be adjusted in and out for lumbar support and vertically for optimal positioning.
- Frame is standard with a polished aluminum arched base and accentuated with polished aluminum back trim.
- Side activated sliding seat depth adjustment is standard.
- Dual wheel carpet casters (C1) are standard.
- Upholstery options: fabric, vinyl or leather. Vinyl and leather models may feature stitch detail across the seat and/or back cushions, if applicable.

OPTIONAL FEATURES

- For hard surface flooring casters, please specify (CSR) casters. Add \$21.
- For additional arm/caster options, please refer to the Arm and Caster section (page 352). *Optional casters may be priced higher than the standard casters for your chair and the difference will be charged. Lower priced optional casters will not be credited.*

DESCRIPTION	FEATURES	MODEL #	STANDARD TEXTILE GRADES													
			1	2	3	4	5	6	7	8	9	10	11	12		
 <p>HB Multi-Tilter COM: 2 YD 1.83 M Unit weight: 59 LB 26.8 KG Carton weight: 70.5 LB 31.98 KG Carton volume: 24.5 FT³ 0.69 MT³</p>	 <p>ADJUSTMENTS (1) Tilt tension (2) Pneumatic seat height (3) Back angle (4) Seat angle (6) Back/lumbar height (8) Sliding seat depth (9) Infinite position tilt lock</p>	3650-3	1291	1355	1409	1471	1573	1667	1761	1843	1945	2041	2171	2355		
		OVERALL DIMENSIONS			SEAT DIMENSIONS			BACK DIMENSIONS								
		W	D	H	W	D	H	W	H							
		IN 26	25	46.5	21	18-21	17-21	20	27							
		MM 660	635	1181	533	457-533	432-533	508	686							
		RTA 00	1 per carton													
 <p>MB Multi-Tilter COM: 1.75 YD 1.6 M Unit weight: 57 LB 25.9 KG Carton weight: 68 LB 30.84 KG Carton volume: 22.5 FT³ 0.63 MT³</p>	 <p>ADJUSTMENTS (1) Tilt tension (2) Pneumatic seat height (3) Back angle (4) Seat angle (6) Back/lumbar height (8) Sliding seat depth (9) Infinite position tilt lock</p>	3651-3	1241	1297	1344	1399	1488	1570	1652	1724	1813	1897	2011	2172		
		OVERALL DIMENSIONS			SEAT DIMENSIONS			BACK DIMENSIONS								
		W	D	H	W	D	H	W	H							
		IN 26	25	39.5	21	18-21	17-21	20	21							
		MM 660	635	1003	533	457-533	432-533	508	533							
		RTA 00	1 per carton													
 <p>HB Weight Sensing Synchro w/Adj. Lumbar COM: 2 YD 1.83 M Unit weight: 54 LB 24.5 KG Carton weight: 66.5 LB 30.16 KG Carton volume: 24.5 FT³ 0.69 MT³</p>	 <p>ADJUSTMENTS Automatic tilt tension (2) Pneumatic seat height Back/lumbar height (8) Sliding seat depth (9) Multi position tilt lock</p>	3650-8	1291	1355	1409	1471	1573	1667	1761	1843	1945	2041	2171	2355		
		OVERALL DIMENSIONS			SEAT DIMENSIONS			BACK DIMENSIONS								
		W	D	H	W	D	H	W	H							
		IN 26	25	45.5	21	18-21	16-20	20	26							
		MM 660	635	1156	533	457-533	406-508	508	660							
		RTA 00	1 per carton													
 <p>MB Weight Sensing Synchro w/Adj. Lumbar COM: 1.75 YD 1.6 M Unit weight: 52 LB 23.6 KG Carton weight: 63 LB 28.58 KG Carton volume: 22.5 FT³ 0.63 MT³</p>	 <p>ADJUSTMENTS Automatic tilt tension (2) Pneumatic seat height Back/lumbar height (8) Sliding seat depth (9) Multi position tilt lock</p>	3651-8	1241	1297	1344	1399	1488	1570	1652	1724	1813	1897	2011	2172		
		OVERALL DIMENSIONS			SEAT DIMENSIONS			BACK DIMENSIONS								
		W	D	H	W	D	H	W	H							
		IN 26	25	38.5	21	18-21	16-20	20	20							
		MM 660	635	978	533	457-533	406-508	508	508							
		RTA 00	1 per carton													

TRUFORM



model 5450-3




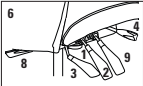




model 5451-3


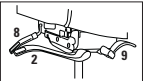


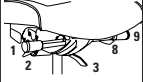


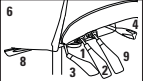


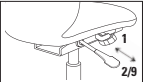


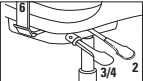

STANDARD FEATURES


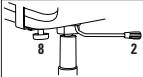


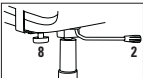

- A range of different models are available, all featuring gently curved, streamlined seat and back cushions.
- Standard with adjustable height (SC) arms.
- All models are standard with a high rise, injection molded base, Black only.
- All models are shipped partially KD.
- Seat depth is standard on models 5450-3, 5450-8, 5451-0, 5451-3.
- Vari-Width (WA) width adjustable arm extensions are standard on chairs with adjustable arms. Allows the arms to move away from the seat by 2" on each side to allow space if desired for broader hip widths.
- Truform heavy duty models can be found under the Heavy Duty section (page 338).
- Dual wheel carpet casters (C1) are standard.
- Upholstery options: fabric and some vinyl only. Note: Select stretchy vinyls can be used including Allante FRee. Some wrinkling of the materials on the upper left and right corner of the back is normal and should be expected.

OPTIONAL FEATURES

- Arched, polished aluminum base (B5) is available, please specify (ALU). Add \$131.
- For hard surface flooring casters, please specify (C9R). Add \$21.
- For additional arm/caster options, please refer to the Arm and Caster section (page 352). *Optional casters may be priced higher than the standard casters for your chair and the difference will be charged. Lower priced optional casters will not be credited.*

DESCRIPTION	FEATURES	MODEL #	STANDARD TEXTILE GRADES													
			1	2	3	4	5	6	7	8	9	10	11	12		
 <p>HB Multi-Tilter COM: 2 YD 1.83 M Unit weight: 58 LB 26.4 KG Carton weight: 63 LB 28.58 KG Carton volume: 10.5 FT³ 0.29 MT³</p>	 <p>ADJUSTMENTS (1) Tilt tension (2) Pneumatic seat height (3) Back angle (4) Seat angle (6) Back/lumbar height (8) Sliding seat depth (9) Infinite position tilt lock</p>	5450-3	903	967	1021	1083	1185	1279	1373	1455	1557	1653	1783	1967		
		OVERALL DIMENSIONS			SEAT DIMENSIONS			BACK DIMENSIONS								
		W	D	H	W	D	H	W	H							
		IN 26	25	42	20	18-21	16.5-21.5	20	23.5-26							
		MM 660	635	1067	508	457-533	419-546	508	597-660							
Ergonomic features: A, B, C, D, E, G, H, M, N, Q, S		RTA 2	courier	1 per carton												
 <p>HB Tilter COM: 2 YD 1.83 M Unit weight: 40 LB 18.2 KG Carton weight: 50 LB 22.68 KG Carton volume: 10.5 FT³ 0.29 MT³</p>	 <p>ADJUSTMENTS (1) Tilt tension (2) Pneumatic seat height (9) Upright position tilt lock Center tilt action</p>	5450-4	785	849	903	965	1067	1161	1255	1337	1439	1535	1665	1849		
		OVERALL DIMENSIONS			SEAT DIMENSIONS			BACK DIMENSIONS								
		W	D	H	W	D	H	W	H							
		IN 26	25	42	20	18-20.5	16.5-21.5	20	23.5-26							
		MM 660	635	1067	508	457-521	419-546	508	597-660							
Ergonomic features: A, B, C, H, M, N, Q, S		RTA 2	courier	1 per carton												
 <p>HB Task COM: 2 YD 1.83 M Unit weight: 34 LB 15.5 KG Carton weight: 44 LB 19.96 KG Carton volume: 10.5 FT³ 0.29 MT³</p>	 <p>ADJUSTMENTS (2) Pneumatic seat height (8) Manual seat depth</p>	5450-6	659	723	777	839	941	1035	1129	1211	1313	1409	1539	1723		
		OVERALL DIMENSIONS			SEAT DIMENSIONS			BACK DIMENSIONS								
		W	D	H	W	D	H	W	H							
		IN 26	25	41.5	20	18-20.5	16-21	20	23.5-26							
		MM 660	635	1054	508	457-521	406-533	508	597-660							
Ergonomic features: C, E, H, M, N, Q		RTA 2	courier	1 per carton												

DESCRIPTION	FEATURES	MODEL #	STANDARD TEXTILE GRADES																																																											
			1	2	3	4	5	6	7	8	9	10	11	12																																																
 <p>HB Weight Sensing Synchro-Tilter COM: 2 YD 1.83 M Unit weight: 54 LB 24.5 KG Carton weight: 64 LB 29.03 KG Carton volume: 10.5 FT³ 0.29 MT³</p>	 <p>ADJUSTMENTS Automatic tilt tension (2) Pneumatic seat height Back/lumbar height (8) Sliding seat depth (9) Multi position tilt lock</p>	<p>Ergonomic features: A, B, C, D, E, G, H, L, M, N, Q</p>	<table border="1"> <thead> <tr> <th colspan="3">OVERALL DIMENSIONS</th> <th colspan="3">SEAT DIMENSIONS</th> <th colspan="3">BACK DIMENSIONS</th> <th colspan="3"></th> </tr> <tr> <th>W</th><th>D</th><th>H</th> <th>W</th><th>D</th><th>H</th> <th>W</th><th>H</th> <th colspan="2"></th><th colspan="2"></th> </tr> </thead> <tbody> <tr> <td>IN 26</td><td>25</td><td>41.5</td> <td>20</td><td>18-21</td><td>16-21</td> <td>20</td><td>23.5-26</td> <td colspan="2"></td><td colspan="2"></td> </tr> <tr> <td>MM 660</td><td>635</td><td>1054</td> <td>508</td><td>457-533</td><td>406-533</td> <td>508</td><td>597-660</td> <td colspan="2"></td><td colspan="2"></td> </tr> </tbody> </table>												OVERALL DIMENSIONS			SEAT DIMENSIONS			BACK DIMENSIONS						W	D	H	W	D	H	W	H					IN 26	25	41.5	20	18-21	16-21	20	23.5-26					MM 660	635	1054	508	457-533	406-533	508	597-660				
			OVERALL DIMENSIONS			SEAT DIMENSIONS			BACK DIMENSIONS																																																					
			W	D	H	W	D	H	W	H																																																				
			IN 26	25	41.5	20	18-21	16-21	20	23.5-26																																																				
MM 660	635	1054	508	457-533	406-533	508	597-660																																																							
<p>RTA 2  1 per carton</p>																																																														
 <p>MB Synchro-Tilter w/Back Angle Adj. COM: 1.75 YD 1.6 M Unit weight: 53 LB 24.1 KG Carton weight: 63 LB 28.58 KG Carton volume: 10.5 FT³ 0.29 MT³</p>	 <p>ADJUSTMENTS (1) Tilt tension (2) Pneumatic seat height (3) Back angle Back/lumbar height (8) Sliding seat depth (9) Multi position tilt lock Synchro tilt action</p>	<p>Ergonomic features: A, B, C, D, E, G, H, J, L, M, N, Q</p>	<table border="1"> <thead> <tr> <th colspan="3">OVERALL DIMENSIONS</th> <th colspan="3">SEAT DIMENSIONS</th> <th colspan="3">BACK DIMENSIONS</th> <th colspan="3"></th> </tr> <tr> <th>W</th><th>D</th><th>H</th> <th>W</th><th>D</th><th>H</th> <th>W</th><th>H</th> <th colspan="2"></th><td colspan="2"></td> </tr> </thead> <tbody> <tr> <td>IN 26</td><td>25</td><td>38.5</td> <td>20</td><td>18-21</td><td>16.5-21.5</td> <td>20</td><td>20-22.5</td> <td colspan="2"></td><td colspan="2"></td> </tr> <tr> <td>MM 660</td><td>635</td><td>978</td> <td>508</td><td>457-533</td><td>419-546</td> <td>508</td><td>508-572</td> <td colspan="2"></td><td colspan="2"></td> </tr> </tbody> </table>												OVERALL DIMENSIONS			SEAT DIMENSIONS			BACK DIMENSIONS						W	D	H	W	D	H	W	H					IN 26	25	38.5	20	18-21	16.5-21.5	20	20-22.5					MM 660	635	978	508	457-533	419-546	508	508-572				
			OVERALL DIMENSIONS			SEAT DIMENSIONS			BACK DIMENSIONS																																																					
			W	D	H	W	D	H	W	H																																																				
			IN 26	25	38.5	20	18-21	16.5-21.5	20	20-22.5																																																				
MM 660	635	978	508	457-533	419-546	508	508-572																																																							
<p>RTA 2  1 per carton</p>																																																														
 <p>MB Multi-Tilter COM: 1.75 YD 1.6 M Unit weight: 55 LB 25 KG Carton weight: 60 LB 27.22 KG Carton volume: 10.5 FT³ 0.29 MT³</p>	 <p>ADJUSTMENTS (1) Tilt tension (2) Pneumatic seat height (3) Back angle (4) Seat angle (6) Back/lumbar height (8) Sliding seat depth (9) Infinite position tilt lock</p>	<p>Ergonomic features: A, B, C, D, E, F, G, H, M, N, Q, S</p>	<table border="1"> <thead> <tr> <th colspan="3">OVERALL DIMENSIONS</th> <th colspan="3">SEAT DIMENSIONS</th> <th colspan="3">BACK DIMENSIONS</th> <th colspan="3"></th> </tr> <tr> <th>W</th><th>D</th><th>H</th> <th>W</th><th>D</th><th>H</th> <th>W</th><th>H</th> <th colspan="2"></th><td colspan="2"></td> </tr> </thead> <tbody> <tr> <td>IN 26</td><td>25</td><td>38.5</td> <td>20</td><td>18-21</td><td>16.5-21.5</td> <td>20</td><td>20-22.5</td> <td colspan="2"></td><td colspan="2"></td> </tr> <tr> <td>MM 660</td><td>635</td><td>978</td> <td>508</td><td>457-533</td><td>419-546</td> <td>508</td><td>508-572</td> <td colspan="2"></td><td colspan="2"></td> </tr> </tbody> </table>												OVERALL DIMENSIONS			SEAT DIMENSIONS			BACK DIMENSIONS						W	D	H	W	D	H	W	H					IN 26	25	38.5	20	18-21	16.5-21.5	20	20-22.5					MM 660	635	978	508	457-533	419-546	508	508-572				
			OVERALL DIMENSIONS			SEAT DIMENSIONS			BACK DIMENSIONS																																																					
			W	D	H	W	D	H	W	H																																																				
			IN 26	25	38.5	20	18-21	16.5-21.5	20	20-22.5																																																				
MM 660	635	978	508	457-533	419-546	508	508-572																																																							
<p>RTA 2  1 per carton</p>																																																														
 <p>MB Tilter COM: 1.75 YD 1.6 M Unit weight: 38 LB 17.3 KG Carton weight: 48 LB 21.77 KG Carton volume: 10.5 FT³ 0.29 MT³</p>	 <p>ADJUSTMENTS (1) Tilt tension (2) Pneumatic seat height (9) Upright position tilt lock Center tilt action</p>	<p>Ergonomic features: A, B, C, H, M, N, Q, S</p>	<table border="1"> <thead> <tr> <th colspan="3">OVERALL DIMENSIONS</th> <th colspan="3">SEAT DIMENSIONS</th> <th colspan="3">BACK DIMENSIONS</th> <th colspan="3"></th> </tr> <tr> <th>W</th><th>D</th><th>H</th> <th>W</th><th>D</th><th>H</th> <th>W</th><th>H</th> <th colspan="2"></th><td colspan="2"></td> </tr> </thead> <tbody> <tr> <td>IN 26</td><td>25</td><td>38.5</td> <td>20</td><td>18-20.5</td><td>16.5-21.5</td> <td>20</td><td>20-22.5</td> <td colspan="2"></td><td colspan="2"></td> </tr> <tr> <td>MM 660</td><td>635</td><td>978</td> <td>508</td><td>457-521</td><td>419-546</td> <td>508</td><td>508-572</td> <td colspan="2"></td><td colspan="2"></td> </tr> </tbody> </table>												OVERALL DIMENSIONS			SEAT DIMENSIONS			BACK DIMENSIONS						W	D	H	W	D	H	W	H					IN 26	25	38.5	20	18-20.5	16.5-21.5	20	20-22.5					MM 660	635	978	508	457-521	419-546	508	508-572				
			OVERALL DIMENSIONS			SEAT DIMENSIONS			BACK DIMENSIONS																																																					
			W	D	H	W	D	H	W	H																																																				
			IN 26	25	38.5	20	18-20.5	16.5-21.5	20	20-22.5																																																				
MM 660	635	978	508	457-521	419-546	508	508-572																																																							
<p>RTA 2  1 per carton</p>																																																														
 <p>MB Operator COM: 1.75 YD 1.6 M Unit weight: 40 LB 18.2 KG Carton weight: 45 LB 20.41 KG Carton volume: 10.5 FT³ 0.29 MT³</p>	 <p>ADJUSTMENTS (2) Pneumatic seat height (3) Back angle (4) Seat angle (6) Back/lumbar height Free floating seat & back</p>	<p>Ergonomic features: C, D, F, G, H, M, N, Q</p>	<table border="1"> <thead> <tr> <th colspan="3">OVERALL DIMENSIONS</th> <th colspan="3">SEAT DIMENSIONS</th> <th colspan="3">BACK DIMENSIONS</th> <th colspan="3"></th> </tr> <tr> <th>W</th><th>D</th><th>H</th> <th>W</th><th>D</th><th>H</th> <th>W</th><th>H</th> <th colspan="2"></th><td colspan="2"></td> </tr> </thead> <tbody> <tr> <td>IN 26</td><td>25</td><td>38.5</td> <td>20</td><td>18-20.5</td><td>16.5-21.5</td> <td>20</td><td>20-22.5</td> <td colspan="2"></td><td colspan="2"></td> </tr> <tr> <td>MM 660</td><td>635</td><td>978</td> <td>508</td><td>457-521</td><td>419-546</td> <td>508</td><td>508-572</td> <td colspan="2"></td><td colspan="2"></td> </tr> </tbody> </table>												OVERALL DIMENSIONS			SEAT DIMENSIONS			BACK DIMENSIONS						W	D	H	W	D	H	W	H					IN 26	25	38.5	20	18-20.5	16.5-21.5	20	20-22.5					MM 660	635	978	508	457-521	419-546	508	508-572				
			OVERALL DIMENSIONS			SEAT DIMENSIONS			BACK DIMENSIONS																																																					
			W	D	H	W	D	H	W	H																																																				
			IN 26	25	38.5	20	18-20.5	16.5-21.5	20	20-22.5																																																				
MM 660	635	978	508	457-521	419-546	508	508-572																																																							
<p>RTA 2  1 per carton</p>																																																														

DESCRIPTION	FEATURES	MODEL #	STANDARD TEXTILE GRADES											
			1	2	3	4	5	6	7	8	9	10	11	12
 <p>MB Height Adjustable Stool Armless COM: 1.75 YD 1.6 M Unit weight: 32 LB 14.5 KG Carton weight: 38 LB 17.24 KG Carton volume: 10.5 FT³ 0.29 MT³</p>	 <p>ADJUSTMENTS (2) Pneumatic seat height (8) Manual seat depth 20" diameter footrest</p> <p>Ergonomic features: C, E, M, N</p>	5457-6	765	821	868	923	1012	1094	1176	1248	1337	1421	1535	1696
			OVERALL DIMENSIONS			SEAT DIMENSIONS			BACK DIMENSIONS					
			W	D	H	W	D	H	W		H			
			IN 20	25	47	20	17.5-19	22-30	20		20			
			MM 508	635	1194	508	445-483	559-762	508		508			
			RTA 2		1 per carton									
 <p>MB Height Adjustable Stool COM: 1.75 YD 1.6 M Unit weight: 40 LB 18.2 KG Carton weight: 44 LB 19.96 KG Carton volume: 10.5 FT³ 0.29 MT³</p>	 <p>ADJUSTMENTS (2) Pneumatic seat height (8) Manual seat depth 20" diameter footrest</p> <p>Ergonomic features: C, E, H, Q, M, N</p>	5458-6	917	973	1020	1075	1164	1246	1328	1400	1489	1573	1687	1848
			OVERALL DIMENSIONS			SEAT DIMENSIONS			BACK DIMENSIONS					
			W	D	H	W	D	H	W		H			
			IN 26	25	47	20	17.5-19	22-30	20		20			
			MM 660	635	1194	508	445-483	559-762	508		508			
			RTA 2		1 per carton									

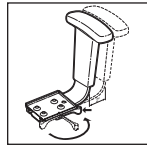
TYE



model 1950-4 (3N)



model 1951-4 (3N)



Vari-Width (WA) width adjustable arm extensions are optional when chair is ordered with adjustable arms.




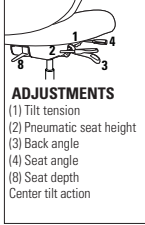

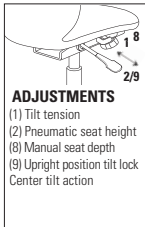

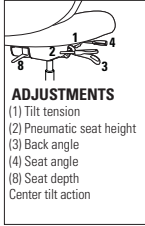
model 1953


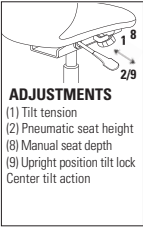


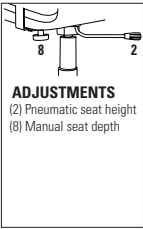



STANDARD FEATURES

- Chair backs feature contemporary two-tone textile combination of elastic mesh and upholstered trim.
- Standard with adjustable height T-arms with curved urethane armcaps (3N) in Black only.
- All models (except armchair) are standard with a five prong, injection molded spider base with dual wheel carpet casters (C65).
- Mesh available in Black only.
- Seat and back panels will be upholstered in the same textile unless otherwise specified.
- Upholstery options: fabric only.

OPTIONAL FEATURES

- Cantilever frame on armchair (model 1953) is available in Black (TBL) or Tungsten (TTU). No upcharge. For Chrome (CHM) finish, add 10% of opening published grade price..
- For hard surface flooring casters, please specify (C65R). Add \$21.
- Vari-Width (WA) width adjustable arm extensions are optional when chair is ordered with adjustable arms. Allows the arms to move away from the seat by 2" on each side to allow space if desired for broader hip widths. Add \$84.
- For additional arm/caster options, please refer to the Arm and Caster section (page 352). *Optional casters may be priced higher than the standard casters for your chair and the difference will be charged. Lower priced optional casters will not be credited.*

DESCRIPTION	FEATURES	MODEL #	STANDARD TEXTILE GRADES														
			1	2	3	4	5	6	7	8	9	10	11	12			
 <p>HB Multi-Tilter COM: 1.5 YD 1.37 M Unit weight: 43 LB 19.5 KG Carton weight: 55 LB 24.95 KG Carton volume: 11 FT³ 0.31 MT³</p>	 <p>ADJUSTMENTS (1) Tilt tension (2) Pneumatic seat height (3) Back angle (4) Seat angle (8) Seat depth (8) Center tilt action</p>	<p>Ergonomic features: A, B, C, F, H, M, N, S</p>	1950-3	906	954	995	1041	1118	1188	1259	1320	1397	1469	1566	1704		
			OVERALL DIMENSIONS			SEAT DIMENSIONS			BACK DIMENSIONS								
			W	D	H	W	D	H	W	H							
			IN 25	26	45	21	19-20.5	17-22	19.5	27							
			MM 635	660	1143	533	483-521	432-559	495	686							
			RTA 2	courier		1 per carton											
 <p>HB Tilter COM: 1.5 YD 1.37 M Unit weight: 40 LB 18.2 KG Carton weight: 52 LB 23.59 KG Carton volume: 11 FT³ 0.31 MT³</p>	 <p>ADJUSTMENTS (1) Tilt tension (2) Pneumatic seat height (8) Manual seat depth (9) Upright position tilt lock (8) Center tilt action</p>	<p>Ergonomic features: A, B, C, H, M, N, S</p>	1950-4	782	830	871	917	994	1064	1135	1196	1273	1345	1442	1580		
			OVERALL DIMENSIONS			SEAT DIMENSIONS			BACK DIMENSIONS								
			W	D	H	W	D	H	W	H							
			IN 25	26	45.5	21	19-20.5	16.5-21.5	19.5	27							
			MM 635	660	1156	533	483-521	419-546	495	686							
			RTA 2	courier		1 per carton											
 <p>MB Multi-Tilter COM: 1.25 YD 1.14 M Unit weight: 41 LB 18.6 KG Carton weight: 53 LB 24.04 KG Carton volume: 10.5 FT³ 0.29 MT³</p>	 <p>ADJUSTMENTS (1) Tilt tension (2) Pneumatic seat height (3) Back angle (4) Seat angle (8) Seat depth (8) Center tilt action</p>	<p>Ergonomic features: A, B, C, F, H, M, N, S</p>	1951-3	865	905	939	978	1041	1100	1159	1210	1274	1334	1415	1530		
			OVERALL DIMENSIONS			SEAT DIMENSIONS			BACK DIMENSIONS								
			W	D	H	W	D	H	W	H							
			IN 25	26	40.5	21	19-20.5	17-22	19.5	23							
			MM 635	660	1029	533	483-521	432-559	495	584							
			RTA 2	courier		1 per carton											

DESCRIPTION	FEATURES	MODEL #	STANDARD TEXTILE GRADES													
			1	2	3	4	5	6	7	8	9	10	11	12		
 <p>MB Tilter COM: 1.25 YD 1.14 M Unit weight: 38 LB 17.3 KG Carton weight: 50 LB 22.68 KG Carton volume: 10.5 FT³ 0.29 MT³</p>	 <p>ADJUSTMENTS (1) Tilt tension (2) Pneumatic seat height (8) Manual seat depth (9) Upright position tilt lock Center tilt action</p> <p>Ergonomic features: A, B, C, E, H, M, N, S</p>	1951-4	741	781	815	854	917	976	1035	1086	1150	1210	1291	1406		
		OVERALL DIMENSIONS			SEAT DIMENSIONS			BACK DIMENSIONS								
		W	D	H	W	D	H	W	H							
		IN 25 MM 635	26 660	41 1041	21 533	19-20.5 483-521	16.5-21.5 419-546	19.5 495	23 584							
			RTA 2		1 per carton											
 <p>LB Task w/Arms COM: 1 YD 0.91 M Unit weight: 34 LB 15.5 KG Carton weight: 43 LB 19.5 KG Carton volume: 10.5 FT³ 0.29 MT³</p>	 <p>ADJUSTMENTS (2) Pneumatic seat height (8) Manual seat depth</p> <p>Ergonomic features: C, E, H, M, N</p>	1952-6	633	665	692	723	774	821	868	909	960	1008	1073	1165		
		OVERALL DIMENSIONS			SEAT DIMENSIONS			BACK DIMENSIONS								
		W	D	H	W	D	H	W	H							
		IN 25 MM 635	26 660	35 889	21 533	19-20.5 483-521	17-22 432-559	19.5 495	16 406							
			RTA 2		1 per carton											
 <p>Armchair COM: 1 YD 0.91 M Unit weight: 32 LB 14.5 KG Carton weight: 36 LB 16.33 KG Carton volume: 10.25 FT³ 0.29 MT³</p>	<p>Ergonomic features: M, N</p>	1953	613	645	672	703	754	801	848	889	940	988	1053	1145		
		OVERALL DIMENSIONS			SEAT DIMENSIONS			BACK DIMENSIONS								
		W	D	H	W	D	H	W	H							
		IN 27 MM 686	23 584	35 889	22 559	18.5 470	18 457	19 483	18 457							
			RTA 1		1 per carton											

VION



model 6321-8 (BAU-AC)



model 6331-8 (BAU-AC)



Optional Lumbar Pad (LS)
See right for details.



model 6322-4 (BLK-C)



model 6321-4PB

Vion Guest + Low Back Armless Task Pedestal Base Chairs



Please see page 217.

STANDARD FEATURES


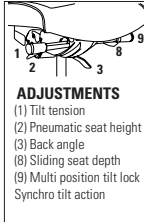
- Vion is a comprehensive seating series offering a family of models to address multiple applications: task, management, conference, guest, pedestal base, heavy duty 24/7 and stools.
- Series offers low, medium and high back models with either a mesh or upholstered back.
- Vion heavy duty models can be found under the Heavy Duty section (page 350).
- Five different control mechanism options to suit all price points and ergonomic requirements.
- High and medium back models are standard with height and width adjustable arms that feature a front to back sliding armcap.
- Standard with Global's high quality Soft Descent™ pneumatic lift which slowly and gently lowers the seat height of the chair making it easy to obtain the exact seat height you desire.
- Side activated sliding seat depth adjustment is standard on multi-tilter, synchro-tilter with back angle adjustment and weight sensing synchro tilter control mechanisms.
- Standard with five prong, injection molded, fiberglass reinforced nylon Governor base (B7) with dual wheel carpet casters (C1).
- Pedestal base models provide fixed location seating for use in auditoriums, classrooms, jury boxes, public venues and more. The base must be mounted to the floor (mounting hardware not included). See Pedestal Base Installation Guide on website for details.
- Mesh back models are available in ten standard Vion Mesh colors: Aqua (MS75), Black (MS69), Black Cherry (MS76), Blue (MS72), Dust (MS77), Ivory (MS78), Natural (MS74), Paprika (MS79), Rope (MS73) and Stone (MS71).
- Upholstered back models feature Black textile (Jenny JN02) on the back side as standard.
- Upholstery options: fabric, vinyl or leather. Vinyl and leather models may feature stitch detail across the seat and/or back cushions, if applicable.

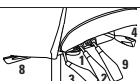




OPTIONAL FEATURES


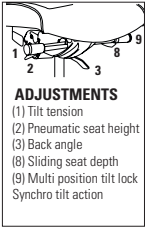


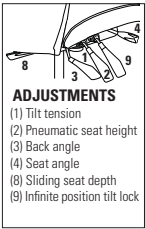


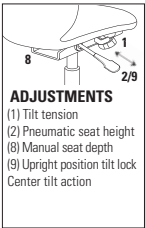


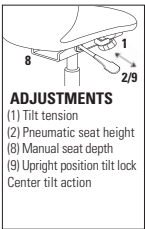

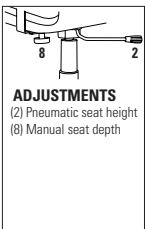


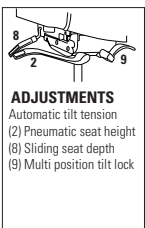

- Vion back frames, arms and bases are available in three colors: Black, Shadow and Fog. See Vion finishes chart for options and upcharges. Armcaps are always Black.
- Mesh back models are also available in ten Dimension Mesh colors: Berry (DBE), Black (DBK), Chalk (DCL), Charcoal (DCH), Citrus (DCT), Cobalt (DCO), Fog (DST), Pool Blue (DPB), Sand (DSD), Shadow (DGM). Add \$25.
- Upholstered back models offer a matching outer (MO) upholstery option. Due to the additional material needed, these models are listed separately and are priced differently than the standard upholstered back models.
- Medium and high back models: Optional lumbar pad (LS) can be added at time of order, please specify. Add \$17. Lumbar pad can also be ordered after sale as a kit, specify model 6339 at \$32 list price. The Lumbar pad is adjustable up to 3" vertically. Its spring loaded depth adjustment automatically provides the right amount of pressure.
- Seat available in memory foam, please specify (MF). Add \$106.
- Petite seat models (2" shorter and 2" narrower than the standard size seat) are available. Please specify by adding (P) to the model code. No upcharge.
- For hard surface flooring casters, please specify (C9R). Add \$21.
- For additional arm/caster options, please refer to the Arm and Caster section (page 352). *Optional casters may be priced higher than the standard casters for your chair and the difference will be charged. Lower priced optional casters will not be credited.*
- Pedestal base models have Black bases with 2" height adjustable cylinders, please specify: (SH) Swivel, auto return to max height. No upcharge. (SN) Non-swivel, auto return to max height. Add \$16. (SC) Swivel, auto return to center and return to max height. Add \$26.


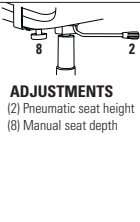


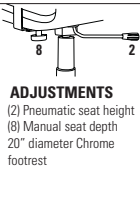


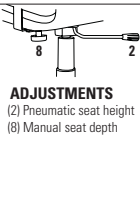


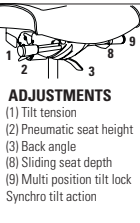


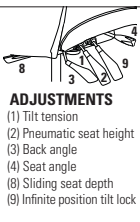

VION FINISHES - TASK SEATING				
Back Frame	Base	SPECIFY CODE	Arm Options	SPECIFY CODE
Black	Black	BLK	Adjustable "T" arm (Black) Adjustable "T" arm, fixed armcap (Black) Adjustable "T" arm (Black, Chrome accent) Adj. "T" arm, fixed armcap (Black, Chrome accent)	AS AF AC AD
	Polished aluminum	BAU Add \$131		
Shadow	Shadow	SHW Add \$131	Adjustable "T" arm (Shadow) Adjustable "T" arm, fixed armcap (Shadow) Adjustable "T" arm (Shadow, Chrome accent) Adj. "T" arm, fixed armcap (Shadow, Chrome accent)	SHA SHF FC CF
	Polished aluminum	SAU Add \$131		
Fog	Fog	FOG Add \$131	Adjustable "T" arm (Fog) Adjustable "T" arm, fixed armcap (Fog) Adjustable "T" arm (Fog, Chrome accent) Adj. "T" arm, fixed armcap (Fog, Chrome accent)	FA FF FC CF
	Polished aluminum	FAU Add \$131	Fixed "C" arm (Black) Fixed "C" arm (Shadow) Fixed "C" arm (Fog) Fixed "C" arm (polished aluminum)	C SHC CC CA Add \$111


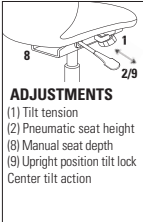


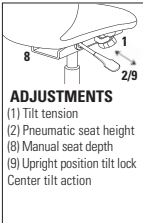


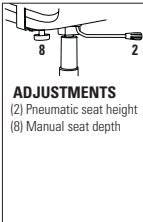


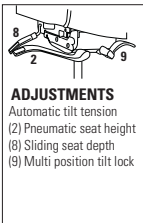


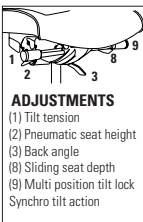

* All arms have Black SSU armcaps.


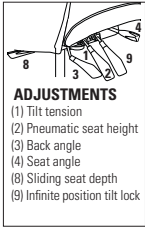


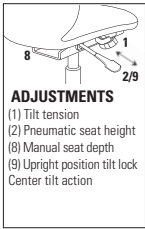


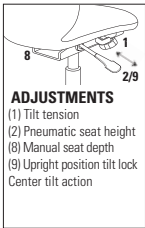

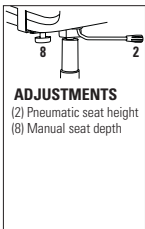


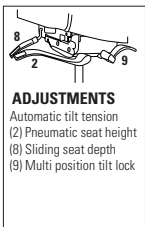

DESCRIPTION	FEATURES	MODEL #	STANDARD TEXTILE GRADES											
			1	2	3	4	5	6	7	8	9	10	11	12
 <p>mesh back</p> <p>HB Synchro-Tilter w/Back Angle Adj. COM: 1 YD 0.91 M Unit weight: 48 LB 21.8 KG Carton weight: 60 LB 27.22 KG Carton volume: 10.5 FT³ 0.29 M³</p>	 <p>ADJUSTMENTS (1) Tilt tension (2) Pneumatic seat height (3) Back angle (8) Sliding seat depth (9) Multi position tilt lock Synchro tilt action</p> <p>Ergonomic features: A, B, C, E, G, H, L, M, N, Q, U</p>	6321-0	1058	1090	1117	1148	1199	1246	1293	1334	1385	1433	1498	1590
			OVERALL DIMENSIONS			SEAT DIMENSIONS			BACK DIMENSIONS					
			W	D	H	W	D	H	W	H				
			IN 25.5	24	41.5	20	17-20	17.5-22.5	18.5	23				
			MM 648	610	1054	508	432-508	445-572	470	584				
			RTA 2		courier		1 per carton							


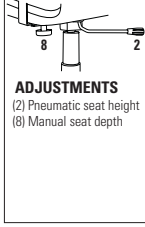


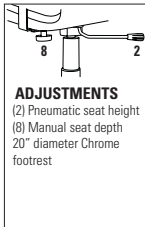


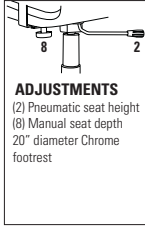

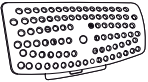

DESCRIPTION	FEATURES	MODEL #	STANDARD TEXTILE GRADES																																												
			1	2	3	4	5	6	7	8	9	10	11	12																																	
 <p>mesh back</p> <p>HB Multi-Tilter COM: 1 YD 0.91 M Unit weight: 50 LB 22.7 KG Carton weight: 62 LB 28.12 KG Carton volume: 10.5 FT³ 0.29 MT³</p>	 <p>ADJUSTMENTS (1) Tilt tension (2) Pneumatic seat height (3) Back angle (4) Seat angle (8) Sliding seat depth (9) Infinite position tilt lock</p>	<p>Ergonomic features: A, B, C, E, F, G, H, M, N, Q, S, U</p>	<table border="1"> <thead> <tr> <th colspan="3">OVERALL DIMENSIONS</th> <th colspan="3">SEAT DIMENSIONS</th> <th colspan="3">BACK DIMENSIONS</th> </tr> <tr> <th>W</th><th>D</th><th>H</th> <th>W</th><th>D</th><th>H</th> <th>W</th><th>H</th> </tr> </thead> <tbody> <tr> <td>IN 25.5</td><td>24</td><td>41</td> <td>20</td><td>17-20</td><td>17.25-22.25</td> <td>18.5</td><td>23</td> </tr> <tr> <td>MM 648</td><td>610</td><td>1041</td> <td>508</td><td>432-508</td><td>438-565</td> <td>470</td><td>584</td> </tr> </tbody> </table>												OVERALL DIMENSIONS			SEAT DIMENSIONS			BACK DIMENSIONS			W	D	H	W	D	H	W	H	IN 25.5	24	41	20	17-20	17.25-22.25	18.5	23	MM 648	610	1041	508	432-508	438-565	470	584
			OVERALL DIMENSIONS			SEAT DIMENSIONS			BACK DIMENSIONS																																						
			W	D	H	W	D	H	W	H																																					
			IN 25.5	24	41	20	17-20	17.25-22.25	18.5	23																																					
MM 648	610	1041	508	432-508	438-565	470	584																																								
<p>RTA 2  1 per carton</p>																																															
 <p>mesh back</p> <p>HB Tilter COM: 1 YD 0.91 M Unit weight: 42 LB 19.1 KG Carton weight: 54 LB 24.49 KG Carton volume: 10.5 FT³ 0.29 MT³</p>	 <p>ADJUSTMENTS (1) Tilt tension (2) Pneumatic seat height (8) Manual seat depth (9) Upright position tilt lock Center tilt action</p>	<p>Ergonomic features: A, B, C, E, H, M, N, Q, S, U</p>	<table border="1"> <thead> <tr> <th colspan="3">OVERALL DIMENSIONS</th> <th colspan="3">SEAT DIMENSIONS</th> <th colspan="3">BACK DIMENSIONS</th> </tr> <tr> <th>W</th><th>D</th><th>H</th> <th>W</th><th>D</th><th>H</th> <th>W</th><th>H</th> </tr> </thead> <tbody> <tr> <td>IN 25.5</td><td>24</td><td>39.25</td> <td>20</td><td>17.5</td><td>16-21</td> <td>18.5</td><td>23</td> </tr> <tr> <td>MM 648</td><td>610</td><td>997</td> <td>508</td><td>445</td><td>406-533</td> <td>470</td><td>584</td> </tr> </tbody> </table>												OVERALL DIMENSIONS			SEAT DIMENSIONS			BACK DIMENSIONS			W	D	H	W	D	H	W	H	IN 25.5	24	39.25	20	17.5	16-21	18.5	23	MM 648	610	997	508	445	406-533	470	584
			OVERALL DIMENSIONS			SEAT DIMENSIONS			BACK DIMENSIONS																																						
			W	D	H	W	D	H	W	H																																					
			IN 25.5	24	39.25	20	17.5	16-21	18.5	23																																					
MM 648	610	997	508	445	406-533	470	584																																								
<p>RTA 2  1 per carton</p>																																															
 <p>mesh back</p> <p>HB Tilter Pedestal Base COM: 1 YD 0.91 M Unit weight: 43 LB 19.5 KG Carton weight: 55 LB 24.95 KG Carton volume: 10.5 FT³ 0.29 MT³</p>	 <p>ADJUSTMENTS (1) Tilt tension (2) Pneumatic seat height (8) Manual seat depth (9) Upright position tilt lock Center tilt action</p>	<p>Ergonomic features: A, B, C, E, H, M, N, Q, S, U</p>	<table border="1"> <thead> <tr> <th colspan="3">OVERALL DIMENSIONS</th> <th colspan="3">SEAT DIMENSIONS</th> <th colspan="3">BACK DIMENSIONS</th> </tr> <tr> <th>W</th><th>D</th><th>H</th> <th>W</th><th>D</th><th>H</th> <th>W</th><th>H</th> </tr> </thead> <tbody> <tr> <td>IN 25.5</td><td>24</td><td>41</td> <td>20</td><td>17.5</td><td>17-19</td> <td>18.5</td><td>23</td> </tr> <tr> <td>MM 648</td><td>610</td><td>1041</td> <td>508</td><td>445</td><td>432-483</td> <td>470</td><td>584</td> </tr> </tbody> </table>												OVERALL DIMENSIONS			SEAT DIMENSIONS			BACK DIMENSIONS			W	D	H	W	D	H	W	H	IN 25.5	24	41	20	17.5	17-19	18.5	23	MM 648	610	1041	508	445	432-483	470	584
			OVERALL DIMENSIONS			SEAT DIMENSIONS			BACK DIMENSIONS																																						
			W	D	H	W	D	H	W	H																																					
			IN 25.5	24	41	20	17.5	17-19	18.5	23																																					
MM 648	610	1041	508	445	432-483	470	584																																								
<p>RTA 2 1 per carton</p>																																															
 <p>mesh back</p> <p>HB Task COM: 1 YD 0.91 M Unit weight: 37 LB 16.8 KG Carton weight: 49 LB 22.23 KG Carton volume: 10.5 FT³ 0.29 MT³</p>	 <p>ADJUSTMENTS (2) Pneumatic seat height (8) Manual seat depth</p>	<p>Ergonomic features: C, E, M, N, U</p>	<table border="1"> <thead> <tr> <th colspan="3">OVERALL DIMENSIONS</th> <th colspan="3">SEAT DIMENSIONS</th> <th colspan="3">BACK DIMENSIONS</th> </tr> <tr> <th>W</th><th>D</th><th>H</th> <th>W</th><th>D</th><th>H</th> <th>W</th><th>H</th> </tr> </thead> <tbody> <tr> <td>IN 25.5</td><td>24</td><td>39.25</td> <td>20</td><td>17.5</td><td>17-22</td> <td>18.5</td><td>23</td> </tr> <tr> <td>MM 648</td><td>610</td><td>997</td> <td>508</td><td>445</td><td>432-559</td> <td>470</td><td>584</td> </tr> </tbody> </table>												OVERALL DIMENSIONS			SEAT DIMENSIONS			BACK DIMENSIONS			W	D	H	W	D	H	W	H	IN 25.5	24	39.25	20	17.5	17-22	18.5	23	MM 648	610	997	508	445	432-559	470	584
			OVERALL DIMENSIONS			SEAT DIMENSIONS			BACK DIMENSIONS																																						
			W	D	H	W	D	H	W	H																																					
			IN 25.5	24	39.25	20	17.5	17-22	18.5	23																																					
MM 648	610	997	508	445	432-559	470	584																																								
<p>RTA 2  1 per carton</p>																																															
 <p>mesh back</p> <p>HB Weight Sensing Synchro-Tilter COM: 1 YD 0.91 M Unit weight: 45 LB 20.5 KG Carton weight: 57 LB 25.85 KG Carton volume: 10.5 FT³ 0.29 MT³</p>	 <p>ADJUSTMENTS Automatic tilt tension (2) Pneumatic seat height (8) Sliding seat depth (9) Multi position tilt lock</p>	<p>Ergonomic features: A, B, C, E, H, L, M, N, Q, U</p>	<table border="1"> <thead> <tr> <th colspan="3">OVERALL DIMENSIONS</th> <th colspan="3">SEAT DIMENSIONS</th> <th colspan="3">BACK DIMENSIONS</th> </tr> <tr> <th>W</th><th>D</th><th>H</th> <th>W</th><th>D</th><th>H</th> <th>W</th><th>H</th> </tr> </thead> <tbody> <tr> <td>IN 25.5</td><td>24</td><td>40</td> <td>20</td><td>17-20</td><td>16.5-21.5</td> <td>18.5</td><td>23</td> </tr> <tr> <td>MM 648</td><td>610</td><td>1016</td> <td>508</td><td>432-508</td><td>419-546</td> <td>470</td><td>584</td> </tr> </tbody> </table>												OVERALL DIMENSIONS			SEAT DIMENSIONS			BACK DIMENSIONS			W	D	H	W	D	H	W	H	IN 25.5	24	40	20	17-20	16.5-21.5	18.5	23	MM 648	610	1016	508	432-508	419-546	470	584
			OVERALL DIMENSIONS			SEAT DIMENSIONS			BACK DIMENSIONS																																						
			W	D	H	W	D	H	W	H																																					
			IN 25.5	24	40	20	17-20	16.5-21.5	18.5	23																																					
MM 648	610	1016	508	432-508	419-546	470	584																																								
<p>RTA 2  1 per carton</p>																																															

DESCRIPTION	FEATURES	MODEL #	STANDARD TEXTILE GRADES													
			1	2	3	4	5	6	7	8	9	10	11	12		
 <p>mesh back</p> <p>MB Synchro-Tilter w/Back Angle Adj. COM: 1 YD 0.91 M Unit weight: 46 LB 20.9 KG Carton weight: 58 LB 26.31 KG Carton volume: 10.5 FT³ 0.29 MT³</p>	 <p>ADJUSTMENTS (1) Tilt tension (2) Pneumatic seat height (3) Back angle (8) Sliding seat depth (9) Multi position tilt lock Synchro tilt action</p> <p>Ergonomic features: A, B, C, E, G, H, L, M, N, Q, U</p>	6322-0	1001	1033	1060	1091	1142	1189	1236	1277	1328	1376	1441	1533		
		OVERALL DIMENSIONS			SEAT DIMENSIONS			BACK DIMENSIONS								
		W	D	H	W	D	H	W	H							
		IN 25.5 MM 648	24 610	39.5 1003	20 508	17-20 432-508	17.5-22.5 445-572	18.5 470	21 533							
			RTA 2		1 per carton											
 <p>mesh back</p> <p>MB Multi-Tilter COM: 1 YD 0.91 M Unit weight: 48 LB 21.8 KG Carton weight: 60 LB 27.22 KG Carton volume: 10.5 FT³ 0.29 MT³</p>	 <p>ADJUSTMENTS (1) Tilt tension (2) Pneumatic seat height (3) Back angle (4) Seat angle (8) Sliding seat depth (9) Infinite position tilt lock</p> <p>Ergonomic features: A, B, C, E, F, G, H, M, N, Q, S, U</p>	6322-3	1001	1033	1060	1091	1142	1189	1236	1277	1328	1376	1441	1533		
		OVERALL DIMENSIONS			SEAT DIMENSIONS			BACK DIMENSIONS								
		W	D	H	W	D	H	W	H							
		IN 25.5 MM 648	24 610	39 991	20 508	17-20 432-508	17.25-22.25 438-565	18.5 470	21 533							
			RTA 2		1 per carton											
 <p>mesh back</p> <p>MB Tilter COM: 1 YD 0.91 M Unit weight: 40 LB 18.2 KG Carton weight: 52 LB 23.59 KG Carton volume: 10.5 FT³ 0.29 MT³</p>	 <p>ADJUSTMENTS (1) Tilt tension (2) Pneumatic seat height (8) Manual seat depth (9) Upright position tilt lock Center tilt action</p> <p>Ergonomic features: A, B, C, E, H, M, N, Q, S, U</p>	6322-4	964	996	1023	1054	1105	1152	1199	1240	1291	1339	1404	1496		
		OVERALL DIMENSIONS			SEAT DIMENSIONS			BACK DIMENSIONS								
		W	D	H	W	D	H	W	H							
		IN 25.5 MM 648	24 610	37.5 953	20 508	17.5 445	16-21 406-533	18.5 470	21 533							
			RTA 2		1 per carton											
 <p>mesh back</p> <p>MB Tilter Pedestal Base COM: 1 YD 0.91 M Unit weight: 41 LB 18.6 KG Carton weight: 53 LB 24.04 KG Carton volume: 10.5 FT³ 0.29 MT³</p>	 <p>ADJUSTMENTS (1) Tilt tension (2) Pneumatic seat height (8) Manual seat depth (9) Upright position tilt lock Center tilt action</p> <p>Ergonomic features: A, B, C, E, H, M, N, Q, S, U</p>	6322-4PB	1183	1215	1242	1273	1324	1371	1418	1459	1510	1558	1623	1715		
		OVERALL DIMENSIONS			SEAT DIMENSIONS			BACK DIMENSIONS								
		W	D	H	W	D	H	W	H							
		IN 25.5 MM 648	24 610	39 991	20 508	17.5 445	17-19 432-483	18.5 470	21 533							
			RTA 2	1 per carton												
 <p>mesh back</p> <p>MB Task COM: 1 YD 0.91 M Unit weight: 35 LB 15.9 KG Carton weight: 47 LB 21.32 KG Carton volume: 10.5 FT³ 0.29 MT³</p>	 <p>ADJUSTMENTS (2) Pneumatic seat height (8) Manual seat depth</p> <p>Ergonomic features: C, E, M, N, Q, U</p>	6322-6	843	875	902	933	984	1031	1078	1119	1170	1218	1283	1375		
		OVERALL DIMENSIONS			SEAT DIMENSIONS			BACK DIMENSIONS								
		W	D	H	W	D	H	W	H							
		IN 25.5 MM 648	24 610	37.5 953	20 508	17.5 445	17-22 432-559	18.5 470	21 533							
			RTA 2		1 per carton											
 <p>mesh back</p> <p>MB Weight Sensing Synchro-Tilter COM: 1 YD 0.91 M Unit weight: 43 LB 19.5 KG Carton weight: 55 LB 24.95 KG Carton volume: 10.5 FT³ 0.29 MT³</p>	 <p>ADJUSTMENTS Automatic tilt tension (2) Pneumatic seat height (8) Sliding seat depth (9) Multi position tilt lock</p> <p>Ergonomic features: A, B, C, E, H, L, M, N, Q, U</p>	6322-8	1001	1033	1060	1091	1142	1189	1236	1277	1328	1376	1441	1533		
		OVERALL DIMENSIONS			SEAT DIMENSIONS			BACK DIMENSIONS								
		W	D	H	W	D	H	W	H							
		IN 25.5 MM 648	24 610	38 965	20 508	17-20 432-508	16.5-21.5 419-546	18.5 470	21 533							
			RTA 2		1 per carton											

DESCRIPTION	FEATURES	MODEL #	STANDARD TEXTILE GRADES											
			1	2	3	4	5	6	7	8	9	10	11	12
 <p>mesh back</p> <p>MB Task - Armless COM: 1 YD 0.91 M Unit weight: 29 LB 13.2 KG Carton weight: 41 LB 18.6 KG Carton volume: 10.5 FT³ 0.29 MT³</p>	 <p>ADJUSTMENTS (2) Pneumatic seat height (8) Manual seat depth</p> <p>Ergonomic features: C, E, M, N, U</p>	6323-6	678	710	737	768	819	866	913	954	1005	1053	1118	1210
		OVERALL DIMENSIONS	SEAT DIMENSIONS			BACK DIMENSIONS								
		W	D	H	W	D	H	W	H					
IN 20	24	37.5	20	17.5	17-22	18.5	21							
MM 508	610	953	508	445	432-559	470	533							
		RTA 2		1 per carton										
 <p>mesh back</p> <p>MB Stool - Task Armless COM: 1 YD 0.91 M Unit weight: 32 LB 14.5 KG Carton weight: 44 LB 19.96 KG Carton volume: 10.5 FT³ 0.29 MT³</p>	 <p>ADJUSTMENTS (2) Pneumatic seat height (8) Manual seat depth 20" diameter Chrome footrest</p> <p>Ergonomic features: C, E, M, N, U</p>	6327-6	887	919	946	977	1028	1075	1122	1163	1214	1262	1327	1419
		OVERALL DIMENSIONS	SEAT DIMENSIONS			BACK DIMENSIONS								
		W	D	H	W	D	H	W	H					
IN 20	24	48	20	17.5	23.5-33.5	18.5	21							
MM 508	610	1219	508	445	597-851	470	533							
		RTA 2		1 per carton										
 <p>mesh back</p> <p>MB Stool - Task COM: 1 YD 0.91 M Unit weight: 38 LB 17.3 KG Carton weight: 50 LB 22.68 KG Carton volume: 10.5 FT³ 0.29 MT³</p>	 <p>ADJUSTMENTS (2) Pneumatic seat height (8) Manual seat depth</p> <p>Ergonomic features: C, E, H, M, N, Q, U</p>	6328-6	1052	1084	1111	1142	1193	1240	1287	1328	1379	1427	1492	1584
		OVERALL DIMENSIONS	SEAT DIMENSIONS			BACK DIMENSIONS								
		W	D	H	W	D	H	W	H					
IN 25.5	24	48	20	17.5	23.5-33.5	18.5	21							
MM 648	610	1219	508	445	597-851	470	533							
		RTA 2		1 per carton										
 <p>upholstered back, standard seat</p> <p>HB Synchro-Tilter w/Back Angle Adj. COM: 1.25 YD 1.14 M Unit weight: 49 LB 22.3 KG Carton weight: 61 LB 27.67 KG Carton volume: 10.5 FT³ 0.29 MT³</p>	 <p>ADJUSTMENTS (1) Tilt tension (2) Pneumatic seat height (3) Back angle (8) Sliding seat depth (9) Multi position tilt lock Synchro tilt action</p> <p>Ergonomic features: A, B, C, E, G, H, L, M, N, Q, U</p>	6331-0	1058	1098	1132	1171	1234	1293	1352	1403	1467	1527	1608	1723
		6331-0MO	1117	1181	1235	1297	1399	1493	1587	1669	1771	1867	1997	2181
		OVERALL DIMENSIONS	SEAT DIMENSIONS			BACK DIMENSIONS								
W	D	H	W	D	H	W	H							
IN 25.5	24	41.5	20	17-20	17.5-22.5	18.5	23							
MM 648	610	1054	508	432-508	445-572	470	584							
		RTA 2		1 per carton										
 <p>upholstered back, standard seat</p> <p>HB Multi-Tilter COM: 1.25 YD 1.14 M Unit weight: 51 LB 23.2 KG Carton weight: 63 LB 28.58 KG Carton volume: 10.5 FT³ 0.29 MT³</p>	 <p>ADJUSTMENTS (1) Tilt tension (2) Pneumatic seat height (3) Back angle (4) Seat angle (8) Sliding seat depth (9) Infinite position tilt lock</p> <p>Ergonomic features: A, B, C, E, F, G, H, M, N, Q, S, U</p>	6331-3	1058	1098	1132	1171	1234	1293	1352	1403	1467	1527	1608	1723
		6331-3MO	1117	1181	1235	1297	1399	1493	1587	1669	1771	1867	1997	2181
		OVERALL DIMENSIONS	SEAT DIMENSIONS			BACK DIMENSIONS								
W	D	H	W	D	H	W	H							
IN 25.5	24	41	20	17-20	17.25-22.25	18.5	23							
MM 648	610	1041	508	432-508	438-565	470	584							
		RTA 2		1 per carton										

DESCRIPTION	FEATURES	MODEL #	STANDARD TEXTILE GRADES												
			1	2	3	4	5	6	7	8	9	10	11	12	
 <p>upholstered back, standard seat</p> <p>HB Tilter COM: 1.25 YD 1.14 M Unit weight: 43 LB 19.5 KG Carton weight: 55 LB 24.95 KG Carton volume: 10.5 FT³ 0.29 MT³</p>	 <p>ADJUSTMENTS (1) Tilt tension (2) Pneumatic seat height (8) Manual seat depth (9) Upright position tilt lock Center tilt action</p> <p>Ergonomic features: A, B, C, E, H, M, N, Q, S, U</p>	6331-4	1022	1062	1096	1135	1198	1257	1316	1367	1431	1491	1572	1687	
		6331-4MO	1079	1143	1197	1259	1361	1455	1549	1631	1733	1829	1959	2143	
		OVERALL DIMENSIONS	W	D	H	SEAT DIMENSIONS			BACK DIMENSIONS						
		IN	25.5	24	39.25	20	17.5	16-21	18.5	23					
MM	648	610	997	508	445	406-533	470	584							
				RTA 2		1 per carton									
 <p>upholstered back, standard seat</p> <p>HB Tilter Pedestal Base COM: 1.25 YD 1.14 M Unit weight: 44 LB 20 KG Carton weight: 56 LB 25.4 KG Carton volume: 10.5 FT³ 0.29 MT³</p>	 <p>ADJUSTMENTS (1) Tilt tension (2) Pneumatic seat height (8) Manual seat depth (9) Upright position tilt lock Center tilt action</p> <p>Ergonomic features: A, B, C, E, H, M, N, Q, S, U</p>	6331-4PB	1241	1281	1314	1354	1418	1476	1535	1586	1650	1710	1791	1906	
		OVERALL DIMENSIONS	W	D	H	SEAT DIMENSIONS			BACK DIMENSIONS						
		IN	25.5	24	39.25	20	17.5	17-19	18.5	23					
		MM	648	610	997	508	445	432-483	470	584					
				RTA 2		1 per carton									
 <p>upholstered back, standard seat</p> <p>HB Task COM: 1.25 YD 1.14 M Unit weight: 37 LB 16.8 KG Carton weight: 49 LB 22.33 KG Carton volume: 10.5 FT³ 0.29 MT³</p>	 <p>ADJUSTMENTS (2) Pneumatic seat height (8) Manual seat depth</p> <p>Ergonomic features: C, E, M, N, U</p>	6331-6	901	941	975	1014	1077	1136	1195	1246	1310	1370	1451	1566	
		6331-6MO	962	1026	1080	1142	1244	1338	1432	1514	1616	1712	1842	2026	
		OVERALL DIMENSIONS	W	D	H	SEAT DIMENSIONS			BACK DIMENSIONS						
		IN	25.5	24	39.25	20	17.5	17-22	18.5	23					
MM	648	610	997	508	445	432-559	470	584							
				RTA 2		1 per carton									
 <p>upholstered back, standard seat</p> <p>HB Weight Sensing Synchro-Tilter COM: 1.25 YD 1.14 M Unit weight: 46 LB 20.9 KG Carton weight: 58 LB 26.31 KG Carton volume: 10.5 FT³ 0.29 MT³</p>	 <p>ADJUSTMENTS Automatic tilt tension (2) Pneumatic seat height (8) Sliding seat depth (9) Multi position tilt lock</p> <p>Ergonomic features: A, B, C, E, H, L, M, N, Q, U</p>	6331-8	1058	1098	1132	1171	1234	1293	1352	1403	1467	1527	1608	1723	
		6331-8MO	1117	1181	1235	1297	1399	1493	1587	1669	1771	1867	1997	2181	
		OVERALL DIMENSIONS	W	D	H	SEAT DIMENSIONS			BACK DIMENSIONS						
		IN	25.5	24	40	20	17-20	16.5-21.5	18.5	23					
MM	648	610	1016	508	432-508	419-546	470	584							
				RTA 2		1 per carton									
 <p>upholstered back, standard seat</p> <p>MB Synchro-Tilter w/Back Angle Adj. COM: 1.25 YD 1.14 M Unit weight: 47 LB 21.4 KG Carton weight: 59 LB 26.76 KG Carton volume: 10.5 FT³ 0.29 MT³</p>	 <p>ADJUSTMENTS (1) Tilt tension (2) Pneumatic seat height (3) Back angle (8) Sliding seat depth (9) Multi position tilt lock Synchro tilt action</p> <p>Ergonomic features: A, B, C, E, G, H, L, M, N, Q, U</p>	6332-0	1001	1041	1075	1114	1177	1236	1295	1346	1410	1470	1551	1666	
		6332-0MO	1058	1122	1176	1238	1340	1434	1528	1610	1712	1808	1938	2122	
		OVERALL DIMENSIONS	W	D	H	SEAT DIMENSIONS			BACK DIMENSIONS						
		IN	25.5	24	39.5	20	17-20	17.5-22.5	18.5	21					
MM	648	610	1003	508	432-508	445-572	470	533							
				RTA 2		1 per carton									

DESCRIPTION	FEATURES	MODEL #	STANDARD TEXTILE GRADES													
			1	2	3	4	5	6	7	8	9	10	11	12		
 <p>upholstered back, standard seat</p> <p>MB Multi-Tilter COM: 1.25 YD 1.14 M Unit weight: 49 LB 22.3 KG Carton weight: 61 LB 27.67 KG Carton volume: 10.5 FT³ 0.29 MT³</p>	 <p>ADJUSTMENTS (1) Tilt tension (2) Pneumatic seat height (3) Back angle (4) Seat angle (8) Sliding seat depth (9) Infinite position tilt lock</p>	6332-3	1001	1041	1075	1114	1177	1236	1295	1346	1410	1470	1551	1666		
		6332-3MO	1058	1122	1176	1238	1340	1434	1528	1610	1712	1808	1938	2122		
		OVERALL DIMENSIONS	SEAT DIMENSIONS	BACK DIMENSIONS	W	D	H	W	D	H	W	H				
			IN 25.5	24	39	20	17-20	17.25-22.25	18.5	21						
			MM 648	610	991	508	432-508	438-565	470	533						
			RTA 2		1 per carton											
 <p>upholstered back, standard seat</p> <p>MB Tilter COM: 1.25 YD 1.14 M Unit weight: 41 LB 18.6 KG Carton weight: 53 LB 24.04 KG Carton volume: 10.5 FT³ 0.29 MT³</p>	 <p>ADJUSTMENTS (1) Tilt tension (2) Pneumatic seat height (8) Manual seat depth (9) Upright position tilt lock Center tilt action</p>	6332-4	964	1004	1038	1077	1140	1199	1258	1309	1373	1433	1514	1629		
		6332-4MO	1022	1086	1140	1202	1304	1398	1492	1574	1676	1772	1902	2086		
		OVERALL DIMENSIONS	SEAT DIMENSIONS	BACK DIMENSIONS	W	D	H	W	D	H	W	H				
			IN 25.5	24	37.5	20	17.5	16-21	18.5	21						
			MM 648	610	953	508	445	406-533	470	533						
			RTA 2		1 per carton											
 <p>upholstered back, standard seat</p> <p>MB Tilter Pedestal Base COM: 1.25 YD 1.14 M Unit weight: 42 LB 19.1 KG Carton weight: 54 LB 24.49 KG Carton volume: 10.5 FT³ 0.29 MT³</p>	 <p>ADJUSTMENTS (1) Tilt tension (2) Pneumatic seat height (8) Manual seat depth (9) Upright position tilt lock Center tilt action</p>	6332-4PB	1183	1223	1256	1296	1360	1418	1477	1528	1592	1652	1733	1848		
		OVERALL DIMENSIONS	SEAT DIMENSIONS	BACK DIMENSIONS	W	D	H	W	D	H	W	H				
					IN 25.5	24	39	20	17.5	17-19	18.5	21				
			MM 648	610	991	508	445	432-483	470	533						
			RTA 2	1 per carton												
 <p>upholstered back, standard seat</p> <p>MB Task COM: 1.25 YD 1.14 M Unit weight: 36 LB 16.4 KG Carton weight: 48 LB 21.77 KG Carton volume: 10.5 FT³ 0.29 MT³</p>	 <p>ADJUSTMENTS (2) Pneumatic seat height (8) Manual seat depth</p>	6332-6	843	883	917	956	1019	1078	1137	1188	1252	1312	1393	1508		
		6332-6MO	901	965	1019	1081	1183	1277	1371	1453	1555	1651	1781	1965		
		OVERALL DIMENSIONS	SEAT DIMENSIONS	BACK DIMENSIONS	W	D	H	W	D	H	W	H				
			IN 25.5	24	37.5	20	17.5	17-22	18.5	21						
			MM 648	610	953	508	445	432-559	470	533						
			RTA 2		1 per carton											
 <p>upholstered back, standard seat</p> <p>MB Weight Sensing Synchro-Tilter COM: 1.25 YD 1.14 M Unit weight: 44 LB 20 KG Carton weight: 56 LB 25.4 KG Carton volume: 10.5 FT³ 0.29 MT³</p>	 <p>ADJUSTMENTS Automatic tilt tension (2) Pneumatic seat height (8) Sliding seat depth (9) Multi position tilt lock</p>	6332-8	1001	1041	1075	1114	1177	1236	1295	1346	1410	1470	1551	1666		
		6332-8MO	1058	1122	1176	1238	1340	1434	1528	1610	1712	1808	1938	2122		
		OVERALL DIMENSIONS	SEAT DIMENSIONS	BACK DIMENSIONS	W	D	H	W	D	H	W	H				
			IN 25.5	24	38	20	17-20	16.5-21.5	18.5	21						
			MM 648	610	965	508	432-508	419-546	470	533						
			RTA 2		1 per carton											

DESCRIPTION	FEATURES	MODEL #	STANDARD TEXTILE GRADES											
			1	2	3	4	5	6	7	8	9	10	11	12
 <p>upholstered back, standard seat</p> <p>MB Task - Armless COM: 1.25 YD 1.14 M Unit weight: 30 LB 13.6 KG Carton weight: 42 LB 19.05 KG Carton volume: 10.5 FT³ 0.29 MT³</p>	 <p>ADJUSTMENTS (2) Pneumatic seat height (8) Manual seat depth</p> <p>Ergonomic features: C, E, M, N, U</p>	6333-6	678	718	752	791	854	913	972	1023	1087	1147	1228	1343
		6333-6MO	737	801	855	917	1019	1113	1207	1289	1391	1487	1617	1801
			OVERALL DIMENSIONS			SEAT DIMENSIONS			BACK DIMENSIONS					
			W	D	H	W	D	H	W	H				
			IN 20	24	37.5	20	17.5	17-22	18.5	21				
			MM 508	610	953	508	445	432-559	470	533				
			RTA 2		1 per carton									
 <p>upholstered back, standard seat</p> <p>MB Stool - Armless Task COM: 1.25 YD 1.14 M Unit weight: 33 LB 15 KG Carton weight: 45 LB 20.41 KG Carton volume: 10.5 FT³ 0.29 MT³</p>	 <p>ADJUSTMENTS (2) Pneumatic seat height (8) Manual seat depth 20" diameter Chrome footrest</p> <p>Ergonomic features: C, E, M, N, U</p>	6337-6	887	927	961	1000	1063	1122	1181	1232	1296	1356	1437	1552
		6337-6MO	945	1009	1063	1125	1227	1321	1415	1497	1599	1695	1825	2009
			OVERALL DIMENSIONS			SEAT DIMENSIONS			BACK DIMENSIONS					
			W	D	H	W	D	H	W	H				
			IN 20	24	48	20	17.5	23.5-33.5	18.5	21				
			MM 508	610	1219	508	445	597-851	470	533				
			RTA 2		1 per carton									
 <p>upholstered back, standard seat</p> <p>MB Stool - Task COM: 1.25 YD 1.14 M Unit weight: 39 LB 17.7 KG Carton weight: 51 LB 23.13 KG Carton volume: 10.5 FT³ 0.29 MT³</p>	 <p>ADJUSTMENTS (2) Pneumatic seat height (8) Manual seat depth 20" diameter Chrome footrest</p> <p>Ergonomic features: C, E, H, M, N, Q, U</p>	6338-6	1052	1092	1126	1165	1228	1287	1346	1397	1461	1521	1602	1717
		6338-6MO	1110	1174	1228	1290	1392	1486	1580	1662	1764	1860	1990	2174
			OVERALL DIMENSIONS			SEAT DIMENSIONS			BACK DIMENSIONS					
			W	D	H	W	D	H	W	H				
			IN 25.5	24	48	20	17.5	23.5-33.5	18.5	21				
			MM 648	610	1219	508	445	597-851	470	533				
			RTA 2		1 per carton									
 <p>Lumbar Pad Kit for Vion COM: N/A Unit weight: 0.5 LB 0.2 KG Carton weight: 1.5 LB 0.68 KG Carton volume: 0.5 FT³ 0.01 MT³</p>	List price													
	6339	32												
			OVERALL DIMENSIONS			SEAT DIMENSIONS			BACK DIMENSIONS					
			W	D	H	W	D	H	W	H				
			IN 10.25	3.5	5.25	-	-	-	-	-				
			MM 260	89	133	-	-	-	-	-				
			RTA 00		1 per carton									

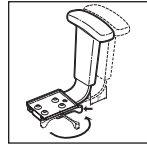
YORKDALE



model 2340-3



model 2343-6



Vari-Width (WA) width adjustable arm extensions are standard when chair is ordered with adjustable arms.

STANDARD FEATURES

- Advanced ergonomic design for increased comfort and productivity.
- Standard with height adjustable T-arms with curved urethane armcaps (3N) in Black only.
- All models are standard with a five prong, injection molded base.
- Base and frame are available in Black only.
- All models are shipped partially KD.
- Yorkdale heavy duty models can be found under the Heavy Duty section (page 339).
- Dual wheel carpet casters (C65) are standard.
- Upholstery options: fabric or vinyl only. When upholstered in vinyl, models may feature stitch detail across the seat and/or back cushions and the outside back will be attached with decorative screws.

OPTIONAL FEATURES

- Optional sliding seat depth adjustment is available, please specify (MDB). Add \$32.
- Seat available in molded foam, please specify (MLB). Add \$35.
- For hard surface flooring casters, please specify (C65R). Add \$21.
- For additional arm/caster options, please refer to the Arm and Caster section (page 352). *Optional casters may be priced higher than the standard casters for your chair and the difference will be charged. Lower priced optional casters will not be credited.*

DESCRIPTION

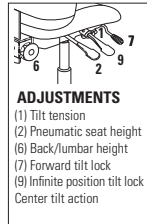
FEATURES

MODEL #

STANDARD TEXTILE GRADES



HB Multi-Tilter w/Forward Seat Tilt
COM: 1.75 YD | 1.6 M
Unit weight: 44 LB | 20 KG
Carton weight: 48 LB | 21.77 KG
Carton volume: 9.75 FT³ | 0.27 MT³



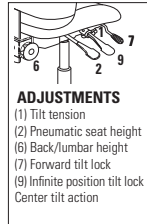
Ergonomic features:
A, B, C, D, F, G, H, M, N, Q, S

	1	2	3	4	5	6	7	8	9	10	11	12
2330	809	865	912	967	1056	1138	1220	1292	1381	1465	1579	1740

OVERALL DIMENSIONS			SEAT DIMENSIONS			BACK DIMENSIONS		
W	D	H	W	D	H	W	H	
IN 24	25	42	20.5	17.5	17.5-21.5	19	21.5-24	
MM 610	635	1067	521	445	445-546	483	546-610	
RTA 2			courier			1 per carton		



LB Multi-Tilter
COM: 1.5 YD | 1.37 M
Unit weight: 42 LB | 19.1 KG
Carton weight: 46 LB | 20.87 KG
Carton volume: 9.75 FT³ | 0.27 MT³



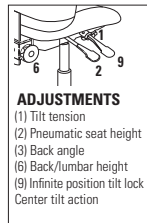
Ergonomic features:
A, B, C, D, F, G, H, M, N, Q, S

	1	2	3	4	5	6	7	8	9	10	11	12
2331	750	798	839	885	962	1032	1103	1164	1241	1313	1410	1548

OVERALL DIMENSIONS			SEAT DIMENSIONS			BACK DIMENSIONS		
W	D	H	W	D	H	W	H	
IN 24	25	36	20.5	17.5	17.5-21.5	19	15.5-18	
MM 610	635	914	521	445	445-546	483	394-457	
RTA 2			courier			1 per carton		



HB Multi-Tilter
COM: 1.75 YD | 1.6 M
Unit weight: 42 LB | 19.1 KG
Carton weight: 46 LB | 20.87 KG
Carton volume: 9.75 FT³ | 0.27 MT³



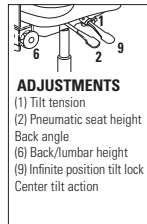
Ergonomic features:
A, B, C, D, F, G, H, M, N, Q, S

	1	2	3	4	5	6	7	8	9	10	11	12
2340-3	770	826	873	928	1017	1099	1181	1253	1342	1426	1540	1701

OVERALL DIMENSIONS			SEAT DIMENSIONS			BACK DIMENSIONS		
W	D	H	W	D	H	W	H	
IN 24	25	42.5	20.5	17	16.5-21.5	19	21.5-24	
MM 610	635	1080	521	432	419-546	483	546-610	
RTA 2			courier			1 per carton		




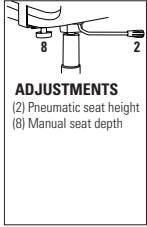


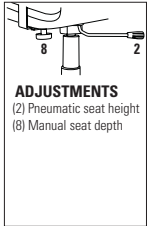

LB Multi-Tilter w/Forward Seat Tilt
COM: 1.5 YD | 1.37 M
Unit weight: 40 LB | 18.2 KG
Carton weight: 44 LB | 19.96 KG
Carton volume: 9.75 FT³ | 0.27 MT³






Ergonomic features:
A, B, C, D, F, G, H, M, N, Q, S

	1	2	3	4	5	6	7	8	9	10	11	12
2341-3	711	759	800	846	923	993	1064	1125	1202	1274	1371	1509

OVERALL DIMENSIONS			SEAT DIMENSIONS			BACK DIMENSIONS		
W	D	H	W	D	H	W	H	
IN 24	25	36.5	20.5	17	16.5-21.5	19	15.5-18	
MM 610	635	927	521	432	419-546	483	394-457	
RTA 2			courier			1 per carton		

DESCRIPTION	FEATURES	MODEL #	STANDARD TEXTILE GRADES												
			1	2	3	4	5	6	7	8	9	10	11	12	
 <p>LB Task w/3N Arms COM: 1.5 YD 1.37 M Unit weight: 33 LB 15 KG Carton weight: 36 LB 16.33 KG Carton volume: 7 FT³ 0.19 MT³</p>	 <p>ADJUSTMENTS (2) Pneumatic seat height (8) Manual seat depth</p>	2341-6	528	576	617	663	740	810	881	942	1019	1091	1188	1326	
			OVERALL DIMENSIONS			SEAT DIMENSIONS			BACK DIMENSIONS						
			W	D	H	W	D	H	W	H					
			IN 24	23.5	38	20.5	16-17.5	17-22	19	19					
			MM 610	597	965	521	406-445	432-559	483	483					
			RTA 2		1 per carton										
 <p>LB Task Armless COM: 1.5 YD 1.37 M Unit weight: 27 LB 12.3 KG Carton weight: 30 LB 13.61 KG Carton volume: 5.5 FT³ 0.15 MT³</p>	 <p>ADJUSTMENTS (2) Pneumatic seat height (8) Manual seat depth</p>	2343-6	415	463	504	550	627	697	768	829	906	978	1075	1213	
			OVERALL DIMENSIONS			SEAT DIMENSIONS			BACK DIMENSIONS						
			W	D	H	W	D	H	W	H					
			IN 21	23.5	38	20.5	16-17.5	17-22	19	19					
			MM 533	597	965	521	406-445	432-559	483	483					
			RTA 2		1 per carton										

multi-purpose

	Bakhita.....114		Duet.....133		Kate.....273
	Beach.....117		Enterprise.....26		Key.....154
	Beam Seating.....118		Erin.....149		Layne.....155
	Caprice.....126		File Buddy.....150		Lite.....157
	Chap.....128		Flap.....151		Locust.....161
	Comet.....130		Granada Deluxe.....39		Malaga.....53
	Diplomat.....132		Islands.....153		Marche.....162

multi-purpose



Mayne164



ML276



Moda165



ObusForme Comfort62



Popcorn168



Rebound173



Roma Nester177



Sas179



Sidero181



Solo75



Sonic185



Spritz200



Spyker204



Stream205



Supra85



Synopsis90



Traditional93



Twilight213



Tye101



Vion217



Zoma223

BAKHITA



model 6750



model 6753



model 6754



model 6785

STANDARD FEATURES

- A comfortable, high quality, lightweight, stacking chair that is incredibly strong and durable.
- Bakhita is an all polymer chair intended for use indoors or outdoors. Products must be stored inside during extreme and inclement weather. See Global's Outdoor Furniture warranty for additional information.
- Weather resistant, UV resistant, stain resistant and will not rust (no metal components or hardware).
- Standard height, poly seat & back chair models (6750, 6751) are suitable for use in MRI rooms.
- Chairs are simultaneously molded with two different materials. Inside is a structural nylon frame for strength. Outside is a durable polypropylene light fast compound.
- Upholstered seats will only fit on a frame made for this purpose, it is not possible to add an upholstered seat onto an existing all plastic chair in the field.
- Upholstered seats are fixed and non-removable.
- Chair legs are equipped with translucent non-marking glides as standard. Suitable for both carpet and hard surface flooring.
- Upholstery options: fabric, vinyl or leather. Vinyl and leather models may feature stitch detail across the seat and/or back cushions, if applicable.
- For outdoor use we recommend marine grade vinyls or Sunbrella fabrics with UV resistance.
- Chairs are available in 3 plastic colors: Alloy (ALY), Char (CHA) and Milk (MLK).
- Tables are available in seated or bar height and are suitable for outdoor use.
- Tables are standard with a Silver base and Milk (MLK) top.

	Bakhita Chair Stacking Capability	
	Stacking on dolly	Stacking on floor
Armless		
6751, 6753	up to 12 high	up to 8 high
6754, 6755	N/A	up to 4 high
With Arms		
6750, 6752	up to 10 high	up to 8 high

DESCRIPTION	FEATURES	MODEL #	STANDARD TEXTILE GRADES
-------------	----------	---------	-------------------------



Armchair Poly Seat & Back
 COM: N/A
 Unit weight: 12 LB | 5.5 KG
 Carton weight: 14.25 LB | 6.46 KG
 Carton volume: 13.5 FT³ | 0.38 MT³

Stacks 8 high on floor.
 Stacks 10 high on dolly.

List price	
6750	318
OVERALL DIMENSIONS	SEAT DIMENSIONS
W D H	W D H
IN 22.5 21 31.5	16 16 17.25
MM 572 533 800	406 406 438
BACK DIMENSIONS	
W H	
17 14.5	
432 368	
RTA 00	4 per carton (pricing and specifications are for one chair)



Armless Chair Poly Seat & Back
 COM: N/A
 Unit weight: 11 LB | 5 KG
 Carton weight: 13 LB | 5.9 KG
 Carton volume: 11.5 FT³ | 0.32 MT³

Stacks 8 high on floor.
 Stacks 12 high on dolly.



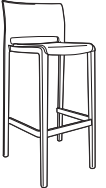


List price	
6751	286
OVERALL DIMENSIONS	SEAT DIMENSIONS
W D H	W D H
IN 18 21 31.5	16 16 17.25
MM 457 533 800	406 406 438
BACK DIMENSIONS	
W H	
17 14.5	
432 368	
RTA 00	4 per carton (pricing and specifications are for one chair)



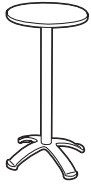
Armchair Uph Seat & Poly Back
 COM: 0.75 YD | 0.69 M
 Unit weight: 13 LB | 5.9 KG
 Carton weight: 16 LB | 7.26 KG
 Carton volume: 13.5 FT³ | 0.38 MT³

Stacks 8 high on floor.
 Stacks 10 high on dolly.

	1	2	3	4	5	6	7	8	9	10	11	12
6752	383	407	427	451	489	524	559	590	628	664	713	782
OVERALL DIMENSIONS	SEAT DIMENSIONS			BACK DIMENSIONS								
W D H	W	D	H	W	D	H	W	H				
IN 22.5 21 31.5	16	16	18	17	14.5							
MM 572 533 800	406	406	457	432	368							
RTA 00	3 per carton (pricing and specifications are for one chair)											

DESCRIPTION	FEATURES	MODEL#	STANDARD TEXTILE GRADES													
			1	2	3	4	5	6	7	8	9	10	11	12		
 <p>Armless Chair Uph Seat & Poly Back COM: 0.75 YD 0.69 M Unit weight: 12 LB 5.5 KG Carton weight: 14.67 LB 6.65 KG Carton volume: 11.5 FT³ 0.32 MT³</p>	Stacks 8 high on floor. Stacks 12 high on dolly.	6753	351	375	395	419	457	492	527	558	596	632	681	750		
			OVERALL DIMENSIONS			SEAT DIMENSIONS			BACK DIMENSIONS							
			W	D	H	W	D	H	W	H						
			IN 18	21	31.5	16	16	18	17	14.5						
			MM 457	533	800	406	406	457	432	368						
		RTA 00		3 per carton (pricing and specifications are for one chair)												
		List price														
		6754		441												
 <p>Armless Bar Stool Poly Seat & Back COM: N/A Unit weight: 13 LB 5.9 KG Carton weight: 15 LB 6.8 KG Carton volume: 12.75 FT³ 0.36 MT³</p>	Stacks 4 high on floor.	6754	19.25	18.75	40.5	14	15	30	17	10.5						
			OVERALL DIMENSIONS			SEAT DIMENSIONS			BACK DIMENSIONS							
			W	D	H	W	D	H	W	H						
			IN 19.25	18.75	40.5	14	15	30	17	10.5						
			MM 489	476	1029	356	381	762	432	267						
		RTA 00		4 per carton (pricing and specifications are for one chair)												
		List price														
		6755		504												
 <p>Armless Bar Stool Uph Seat & Poly Back COM: 0.75 YD 0.69 M Unit weight: 14 LB 6.4 KG Carton weight: 16.67 LB 7.56 KG Carton volume: 12.75 FT³ 0.36 MT³</p>	Stacks 4 high on floor.	6755	504	528	548	572	610	645	680	711	749	785	834	903		
			OVERALL DIMENSIONS			SEAT DIMENSIONS			BACK DIMENSIONS							
			W	D	H	W	D	H	W	H						
			IN 19.25	18.75	40.5	14	15	30.75	17	10.5						
			MM 489	476	1029	356	381	781	432	267						
		RTA 00		3 per carton (pricing and specifications are for one chair)												
		List price														
		6756		343												
 <p>Chair Dolly COM: N/A Unit weight: 10 LB 4.5 KG Carton weight: 11 LB 4.99 KG Carton volume: 2.4 FT³ 0.06 MT³</p>		6756	20.75	23	9.25	-	-	-	-	-	-	-	-			
			OVERALL DIMENSIONS			SEAT DIMENSIONS			BACK DIMENSIONS							
			W	D	H	W	D	H	W	H						
			IN 20.75	23	9.25	-	-	-	-	-						
			MM 527	584	235	-	-	-	-	-						
		RTA 00		1 per carton												
		List price														
		6780		683												
 <p>Round Table COM: N/A Unit weight: 34 LB 15.5 KG Carton weight: 40 LB 18.14 KG Carton volume: 4.5 FT³ 0.12 MT³</p>		6780	28.5	28.5	29.5	-	-	-	-	-	-	-				
			OVERALL DIMENSIONS			SEAT DIMENSIONS			BACK DIMENSIONS							
			W	D	H	W	D	H	W	H						
			IN 28.5	28.5	29.5	-	-	-	-	-						
			MM 724	724	1029	-	-	-	-	-						
		RTA 6		3 cartons												

DESCRIPTION	FEATURES	MODEL#	STANDARD TEXTILE GRADES
-------------	----------	--------	-------------------------



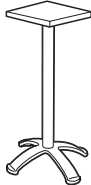
Round Table - Bar Height
 COM: N/A
 Unit weight: 34.5 LB | 15.7 KG
 Carton weight: 41 LB | 18.6 KG
 Carton volume: 4.5 FT³ | 0.12 MT³

List price							
6781	768						
OVERALL DIMENSIONS			SEAT DIMENSIONS			BACK DIMENSIONS	
W	D	H	W	D	H	W	H
IN 28.5	28.5	40	-	-	-	-	-
MM 724	724	1016	-	-	-	-	-
RTA 6		3 cartons					



Square Table
 COM: N/A
 Unit weight: 36.5 LB | 16.6 KG
 Carton weight: 42.5 LB | 19.28 KG
 Carton volume: 4.5 FT³ | 0.12 MT³

List price							
6785	749						
OVERALL DIMENSIONS			SEAT DIMENSIONS			BACK DIMENSIONS	
W	D	H	W	D	H	W	H
IN 28.5	28.5	29.5	-	-	-	-	-
MM 724	724	749	-	-	-	-	-
RTA 6		3 cartons					



Square Table - Bar Height
 COM: N/A
 Unit weight: 37 LB | 16.8 KG
 Carton weight: 43.5 LB | 19.73 KG
 Carton volume: 4.5 FT³ | 0.12 MT³

List price							
6786	835						
OVERALL DIMENSIONS			SEAT DIMENSIONS			BACK DIMENSIONS	
W	D	H	W	D	H	W	H
IN 28.5	28.5	40	-	-	-	-	-
MM 724	724	1016	-	-	-	-	-
RTA 6		3 cartons					

BEACH



model 4077





model 4078

STANDARD FEATURES

- Elegant wood seating with a choice of an upholstered or vertical wood slat back.
- Frame construction is beech hardwood.
- Legs are equipped with White non-marking polypropylene glides. Suitable for both carpet and hard surface flooring.
- All cushions are fixed and non-removable.
- Cushions are made with highly resilient foam and seats are equipped with a synthetic rubberized webbing suspension system for extra comfort.
- Does not stack.
- Upholstery options: fabric, vinyl or leather. Vinyl and leather models may feature stitch detail across the seat and/or back cushions, if applicable.

OPTIONAL FEATURES

- Wood frame available in Absolute (AAM), Black (BKM), Cherry (ACM), English Oak (EOM), Espresso Cafe (ECM), Fruitwood (TFM), Gray (HGM), Honey (AHM), Mahogany (TMM), Maple (AVM), Medium Walnut (MWM), Natural Walnut (NLW), Night (ASM), Noce Biondo (NBM), Noce Grigio (NGM), Noce Leggero (NEM), Noce Medio (NMM), Shaker Cherry (SKM), Walnut (TWM), WC Cream (WTM), White (WHM) and Winter Cherry (WCM). Please specify.

DESCRIPTION	FEATURES	MODEL #	STANDARD TEXTILE GRADES												
			1	2	3	4	5	6	7	8	9	10	11	12	
 <p>Armchair w/Upholstered Back COM: 1 YD 0.91 M Unit weight: 15 LB 6.8 KG Carton weight: 20 LB 9.07 KG Carton volume: 13.25 FT³ 0.37 MT³</p>	Does not stack.	4077	746	778	805	836	887	934	981	1022	1073	1121	1186	1278	
		OVERALL DIMENSIONS W D H			SEAT DIMENSIONS W D H			BACK DIMENSIONS W H							
		IN	22	22.25	33.5	19.5	18.5	18.75	19.5	15.5					
		MM	559	565	851	495	470	476	495	394					
				RTA 00	1 per carton										
 <p>Armchair w/Vertical Wood Slat Back COM: 1 YD 0.91 M Unit weight: 15 LB 6.8 KG Carton weight: 20 LB 9.07 KG Carton volume: 13.25 FT³ 0.37 MT³</p>	Does not stack.	4078	746	778	805	836	887	934	981	1022	1073	1121	1186	1278	
		OVERALL DIMENSIONS W D H			SEAT DIMENSIONS W D H			BACK DIMENSIONS W H							
		IN	22	22.25	33.5	19.5	19	18.75	19.5	15.5					
		MM	559	565	851	495	483	476	495	394					
				RTA 00	1 per carton										

BEAM SEATING



models shown: 6500S3, 6500A9, 6507-T2, 6500A8, 6690 and 6691.





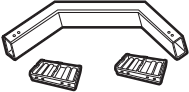
STANDARD FEATURES








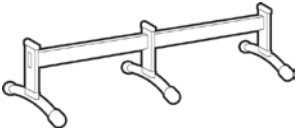




- Universal beam units and tables are shown here, along with beam seating upper components from several seating lines.
- The beam units are Black. The "T" shaped legs are available in Chrome only with Black anti-scuff tips and trim.
- Corner beam creates 90° turn in beam seating. Only table units can be attached.
- Beams are shipped fully assembled.
- Upper seating units include mounting brackets and all necessary hardware for attachment to beam.
- Upper seating units and/or tables can be placed in any order along the beam.
- Seat units - upholstery options: fabric, vinyl, leather. Vinyl and leather models may feature stitch detail across the seat and/or back cushions, if applicable.
- Sonic seating units are available in mesh back, Black only.
- Power monument has two AC outlets, dual 2.1 amp USB ports.







OPTIONAL FEATURES




















- Vion seating units available in 10 mesh colors: Black (MS69), Stone (MS71), Blue (MS72), Rope (MS73), Natural (MS74), Aqua (MS75), Black Cherry (MS76), Dust (MS77), Ivory (MS78) and Paprika (MS79). Please specify. No upcharge.
- Beam seating table tops are available in Absolute Acajou (ACJ), Asian Night (ASN), Avant Cherry (AWC), Avant Honey (AWH), Blizzard (BZD), Clear Maple (CMB), Custom Grey (CGY), Dark Espresso (DES), Designer White (DWT), Fashionista (FAS), First Class (FCL), Noce Biondo (NBL), Noce Grigio (NGL), Noce Leggero (NEL), Noce Medio (NML), Sheer Beauty (SBY), Stonedust (SDT), Walnut Heights (WHE), White Chocolate (WHC) and Winter Cherry (WCR). Please specify. No upcharge.


















	Polypropylene Seat & Back Color		Arm	Frame Finish
Duet	Buzz Blue (BZB)	Frost (FRO)	shell color match	Chrome (CHM)
Popcorn	Cactus (CCT)	Ink (INK)	uses universal arm (6500A8 only)	
	Carrot (CRO)	Latte (LAB)		
Sonic	Cloud (IVC)	Night (BLK)	Black only	
	Dijon (DJN)	Sand (SND)		
	Eggplant (EGP)	Scarlet (SAR)		
Sidero	Fog (FOG)	Shadow (SHW)		
	N/A		Black only	Black (TBL)
Vion	Back frame: Black (BLK) Fog (FOG) Add \$68		Black only	






DESCRIPTION	FEATURES	MODEL#	STANDARD TEXTILE GRADES							
 <p>Add-on Beam - Two Seater COM: N/A Unit weight: 36 LB 16.4 KG Carton weight: 37 LB 16.78 KG Carton volume: 10.5 FT³ 0.29 MT³</p>	<p>Not freestanding. Includes hardware.</p>	<p>6500A2</p>	List price							
			340							
			OVERALL DIMENSIONS			SEAT DIMENSIONS			BACK DIMENSIONS	
			W	D	H	W	D	H	W	H
IN 47.5	24	16	-	-	-	-	-			
MM 1207	610	406	-	-	-	-	-			
		RTA 00	1 per carton							
 <p>Add-on Beam - Three Seater COM: N/A Unit weight: 42 LB 19.1 KG Carton weight: 43 LB 19.5 KG Carton volume: 16 FT³ 0.45 MT³</p>	<p>Not freestanding. Includes hardware.</p>	<p>6500A3</p>	List price							
			443							
			OVERALL DIMENSIONS			SEAT DIMENSIONS			BACK DIMENSIONS	
			W	D	H	W	D	H	W	H
IN 72	24	16	-	-	-	-	-			
MM 1829	610	406	-	-	-	-	-			
		RTA 00	1 per carton							
 <p>Four Place Add-on Beam COM: N/A Unit weight: 57 LB 25.9 KG Carton weight: 58 LB 26.31 KG Carton volume: 21.75 FT³ 0.61 MT³</p>	<p>Not freestanding. Includes hardware.</p>	<p>6500A4</p>	List price							
			700							
			OVERALL DIMENSIONS			SEAT DIMENSIONS			BACK DIMENSIONS	
			W	D	H	W	D	H	W	H
IN 98	24	16	-	-	-	-	-			
MM 2489	610	406	-	-	-	-	-			
		RTA 00	1 per carton							
 <p>Universal Aluminum Arm COM: N/A Unit weight: 3 LB 1.4 KG Carton weight: 3.5 LB 1.59 KG Carton volume: 0.5 FT³ 0.01 MT³</p>	<p>Includes hardware.</p>	<p>6500A8</p>	List price							
			107							
			OVERALL DIMENSIONS			SEAT DIMENSIONS			BACK DIMENSIONS	
			W	D	H	W	D	H	W	H
IN 2.5	10	14	-	-	-	-	-			
MM 64	254	356	-	-	-	-	-			
		RTA 00	1 per carton							
 <p>90° Corner Connector Beam COM: N/A Unit weight: 8 LB 3.6 KG Carton weight: 9 LB 4.08 KG Carton volume: 0.07 FT³ 0.002 MT³</p>	<p>Not freestanding. Includes hardware.</p>	<p>6500A9</p>	List price							
			211							
			OVERALL DIMENSIONS			SEAT DIMENSIONS			BACK DIMENSIONS	
			W	D	H	W	D	H	W	H
IN 1.75	24	3.25	-	-	-	-	-			
MM 44	610	83	-	-	-	-	-			
		RTA 2	1 per carton							









DESCRIPTION	FEATURES	MODEL#	STANDARD TEXTILE GRADES																																
 <p>Bolt Down Kit for Beam Set COM: N/A Unit weight: 0.32 LB 0.1 KG Carton weight: 1.3 LB 0.59 KG Carton volume: 0.01 FT³ N/A MT³</p>	Set of 4 brackets.	List price																																	
		6500BD	175																																
		<table border="1"> <thead> <tr> <th colspan="3">OVERALL DIMENSIONS</th> <th colspan="3">SEAT DIMENSIONS</th> <th colspan="2">BACK DIMENSIONS</th> </tr> <tr> <th>W</th> <th>D</th> <th>H</th> <th>W</th> <th>D</th> <th>H</th> <th>W</th> <th>H</th> </tr> </thead> <tbody> <tr> <td>IN 1.75</td> <td>4</td> <td>0.12</td> <td>-</td> <td>-</td> <td>-</td> <td>-</td> <td>-</td> </tr> <tr> <td>MM 44</td> <td>102</td> <td>3</td> <td>-</td> <td>-</td> <td>-</td> <td>-</td> <td>-</td> </tr> </tbody> </table>		OVERALL DIMENSIONS			SEAT DIMENSIONS			BACK DIMENSIONS		W	D	H	W	D	H	W	H	IN 1.75	4	0.12	-	-	-	-	-	MM 44	102	3	-	-	-	-	-
		OVERALL DIMENSIONS			SEAT DIMENSIONS			BACK DIMENSIONS																											
W	D	H	W	D	H	W	H																												
IN 1.75	4	0.12	-	-	-	-	-																												
MM 44	102	3	-	-	-	-	-																												
 	1 per carton																																		
 <p>Beam - Two Seater COM: N/A Unit weight: 36 LB 16.4 KG Carton weight: 37 LB 16.78 KG Carton volume: 11 FT³ 0.31 MT³</p>		List price																																	
		6500S2	553																																
		<table border="1"> <thead> <tr> <th colspan="3">OVERALL DIMENSIONS</th> <th colspan="3">SEAT DIMENSIONS</th> <th colspan="2">BACK DIMENSIONS</th> </tr> <tr> <th>W</th> <th>D</th> <th>H</th> <th>W</th> <th>D</th> <th>H</th> <th>W</th> <th>H</th> </tr> </thead> <tbody> <tr> <td>IN 49.5</td> <td>24</td> <td>16</td> <td>-</td> <td>-</td> <td>-</td> <td>-</td> <td>-</td> </tr> <tr> <td>MM 1257</td> <td>610</td> <td>406</td> <td>-</td> <td>-</td> <td>-</td> <td>-</td> <td>-</td> </tr> </tbody> </table>		OVERALL DIMENSIONS			SEAT DIMENSIONS			BACK DIMENSIONS		W	D	H	W	D	H	W	H	IN 49.5	24	16	-	-	-	-	-	MM 1257	610	406	-	-	-	-	-
		OVERALL DIMENSIONS			SEAT DIMENSIONS			BACK DIMENSIONS																											
W	D	H	W	D	H	W	H																												
IN 49.5	24	16	-	-	-	-	-																												
MM 1257	610	406	-	-	-	-	-																												
	1 per carton																																		
 <p>Beam - Three Seater COM: N/A Unit weight: 42 LB 19.1 KG Carton weight: 43 LB 19.5 KG Carton volume: 16 FT³ 0.45 MT³</p>		List price																																	
		6500S3	656																																
		<table border="1"> <thead> <tr> <th colspan="3">OVERALL DIMENSIONS</th> <th colspan="3">SEAT DIMENSIONS</th> <th colspan="2">BACK DIMENSIONS</th> </tr> <tr> <th>W</th> <th>D</th> <th>H</th> <th>W</th> <th>D</th> <th>H</th> <th>W</th> <th>H</th> </tr> </thead> <tbody> <tr> <td>IN 74</td> <td>24</td> <td>16</td> <td>-</td> <td>-</td> <td>-</td> <td>-</td> <td>-</td> </tr> <tr> <td>MM 1880</td> <td>610</td> <td>406</td> <td>-</td> <td>-</td> <td>-</td> <td>-</td> <td>-</td> </tr> </tbody> </table>		OVERALL DIMENSIONS			SEAT DIMENSIONS			BACK DIMENSIONS		W	D	H	W	D	H	W	H	IN 74	24	16	-	-	-	-	-	MM 1880	610	406	-	-	-	-	-
		OVERALL DIMENSIONS			SEAT DIMENSIONS			BACK DIMENSIONS																											
W	D	H	W	D	H	W	H																												
IN 74	24	16	-	-	-	-	-																												
MM 1880	610	406	-	-	-	-	-																												
	1 per carton																																		
 <p>Beam - Four Seater COM: N/A Unit weight: 57 LB 25.9 KG Carton weight: 58 LB 26.31 KG Carton volume: 22 FT³ 0.62 MT³</p>		List price																																	
		6500S4	912																																
		<table border="1"> <thead> <tr> <th colspan="3">OVERALL DIMENSIONS</th> <th colspan="3">SEAT DIMENSIONS</th> <th colspan="2">BACK DIMENSIONS</th> </tr> <tr> <th>W</th> <th>D</th> <th>H</th> <th>W</th> <th>D</th> <th>H</th> <th>W</th> <th>H</th> </tr> </thead> <tbody> <tr> <td>IN 100</td> <td>24</td> <td>16</td> <td>-</td> <td>-</td> <td>-</td> <td>-</td> <td>-</td> </tr> <tr> <td>MM 2540</td> <td>610</td> <td>406</td> <td>-</td> <td>-</td> <td>-</td> <td>-</td> <td>-</td> </tr> </tbody> </table>		OVERALL DIMENSIONS			SEAT DIMENSIONS			BACK DIMENSIONS		W	D	H	W	D	H	W	H	IN 100	24	16	-	-	-	-	-	MM 2540	610	406	-	-	-	-	-
		OVERALL DIMENSIONS			SEAT DIMENSIONS			BACK DIMENSIONS																											
W	D	H	W	D	H	W	H																												
IN 100	24	16	-	-	-	-	-																												
MM 2540	610	406	-	-	-	-	-																												
	1 per carton																																		
 <p>Table End - Top COM: N/A Unit weight: 7 LB 3.2 KG Carton weight: 8 LB 3.63 KG Carton volume: 0.6 FT³ 0.01 MT³</p>	Includes hardware. Use with beam.	List price																																	
		6507	228																																
		<table border="1"> <thead> <tr> <th colspan="3">OVERALL DIMENSIONS</th> <th colspan="3">SEAT DIMENSIONS</th> <th colspan="2">BACK DIMENSIONS</th> </tr> <tr> <th>W</th> <th>D</th> <th>H</th> <th>W</th> <th>D</th> <th>H</th> <th>W</th> <th>H</th> </tr> </thead> <tbody> <tr> <td>IN 17.75</td> <td>17.75</td> <td>1</td> <td>-</td> <td>-</td> <td>-</td> <td>-</td> <td>-</td> </tr> <tr> <td>MM 451</td> <td>451</td> <td>25</td> <td>-</td> <td>-</td> <td>-</td> <td>-</td> <td>-</td> </tr> </tbody> </table>		OVERALL DIMENSIONS			SEAT DIMENSIONS			BACK DIMENSIONS		W	D	H	W	D	H	W	H	IN 17.75	17.75	1	-	-	-	-	-	MM 451	451	25	-	-	-	-	-
		OVERALL DIMENSIONS			SEAT DIMENSIONS			BACK DIMENSIONS																											
W	D	H	W	D	H	W	H																												
IN 17.75	17.75	1	-	-	-	-	-																												
MM 451	451	25	-	-	-	-	-																												
 	1 per carton																																		

DESCRIPTION	FEATURES	MODEL#	STANDARD TEXTILE GRADES																																					
 <p>Square Corner Table - Top COM: N/A Unit weight: 14 LB 6.4 KG Carton weight: 20 LB 9.07 KG Carton volume: 1.9 FT³ 0.05 MT³</p>	<p>Includes hardware.</p> <p>Use with beam.</p>	<p>6507-T1</p>	List price																																					
			270																																					
			OVERALL DIMENSIONS			SEAT DIMENSIONS			BACK DIMENSIONS																															
			W	D	H	W	D	H	W	H																														
IN	21	21	1	-	-	-	-	-																																
MM	533	533	25	-	-	-	-	-																																
<p>RTA 2 1 per carton</p>																																								
 <p>Radiused Corner Table - Top COM: N/A Unit weight: 14 LB 6.4 KG Carton weight: 20 LB 9.07 KG Carton volume: 1.9 FT³ 0.05 MT³</p>	<p>Includes hardware.</p> <p>Use with beam.</p>	<p>6507-T2</p>	List price																																					
			297																																					
			OVERALL DIMENSIONS			SEAT DIMENSIONS			BACK DIMENSIONS																															
			W	D	H	W	D	H	W	H																														
IN	21	21	1	-	-	-	-	-																																
MM	533	533	25	-	-	-	-	-																																
<p>RTA 2 1 per carton</p>																																								
 <p>Coffee Table COM: N/A Unit weight: 52 LB 23.6 KG Carton weight: 62 LB 28.12 KG Carton volume: 12.25 FT³ 0.34 MT³</p>		<p>6507-CT</p>	List price																																					
			680																																					
			OVERALL DIMENSIONS			SEAT DIMENSIONS			BACK DIMENSIONS																															
			W	D	H	W	D	H	W	H																														
IN	24	42	17.5	-	-	-	-	-																																
MM	610	1067	445	-	-	-	-	-																																
<p>RTA 00 1 per carton</p>																																								
 <p>Power Monument COM: N/A Unit weight: 3.2 LB 1.45 KG Carton weight: 3.2 LB 1.45 KG Carton volume: 0.5 FT³ 0.01 MT³</p>	<p>Undermount, 10' cord.</p> <p>Black only.</p>	<p>6591B</p>	List price																																					
			502																																					
			OVERALL DIMENSIONS			SEAT DIMENSIONS			BACK DIMENSIONS																															
			W	D	H	W	D	H	W	H																														
IN	5.5	2.8	1.8	-	-	-	-	-																																
MM	140	71	46	-	-	-	-	-																																
<p>RTA 1 1 per carton</p>																																								
 <p>Armless Seat Unit - Vion COM: 1 YD 0.91 M Unit weight: 20 LB 9.1 KG Carton weight: 26 LB 11.79 KG Carton volume: 7.25 FT³ 0.2 MT³</p>	<p>Upholstered seat/mesh back.</p> <p>Use with beam.</p>	<p>6340</p>	List price																																					
			<table border="1"> <tr> <td></td><td>1</td><td>2</td><td>3</td><td>4</td><td>5</td><td>6</td><td>7</td><td>8</td><td>9</td><td>10</td><td>11</td><td>12</td> </tr> <tr> <td>655</td><td>687</td><td>714</td><td>745</td><td>796</td><td>843</td><td>890</td><td>931</td><td>982</td><td>1030</td><td>1095</td><td>1187</td><td></td> </tr> </table>													1	2	3	4	5	6	7	8	9	10	11	12	655	687	714	745	796	843	890	931	982	1030	1095	1187	
				1	2	3	4	5	6	7	8	9	10	11	12																									
			655	687	714	745	796	843	890	931	982	1030	1095	1187																										
OVERALL DIMENSIONS			SEAT DIMENSIONS			BACK DIMENSIONS																																		
W	D	H	W	D	H	W	H																																	
IN	21	23.5	20.5	17.5	18	-	19	17																																
MM	533	597	521	445	457	-	483	432																																
<p>RTA 00  1 per carton</p>																																								

DESCRIPTION	FEATURES	MODEL#	STANDARD TEXTILE GRADES														
			1	2	3	4	5	6	7	8	9	10	11	12			
 <p>Armless Seat Unit - Vion COM: 1 YD 0.91 M Unit weight: 20 LB 9.1 KG Carton weight: 26 LB 11.79 KG Carton volume: 7.25 FT³ 0.2 MT³</p>	Upholstered seat & back. Use with beam.	6341	655	687	714	745	796	843	890	931	982	1030	1095	1187			
			OVERALL DIMENSIONS			SEAT DIMENSIONS			BACK DIMENSIONS								
			W	D	H	W	D	H	W	H							
			IN 21 MM 533	23.5 597	20.5 521	17.5 445	18 457	-	19 483	17 432							
					1 per carton												
 <p>Seat Unit w/Arms - Vion COM: 1 YD 0.91 M Unit weight: 21 LB 9.5 KG Carton weight: 26 LB 11.79 KG Carton volume: 9.75 FT³ 0.27 MT³</p>	Upholstered seat/mesh back. Use with beam.	6342	699	731	758	789	840	887	934	975	1026	1074	1139	1231			
			OVERALL DIMENSIONS			SEAT DIMENSIONS			BACK DIMENSIONS								
			W	D	H	W	D	H	W	H							
			IN 25.5 MM 648	23.5 597	20.5 521	17.5 445	18 457	-	19 483	17 432							
					1 per carton												
 <p>Seat Unit w/Arms - Vion COM: 1 YD 0.91 M Unit weight: 22 LB 10 KG Carton weight: 27 LB 12.25 KG Carton volume: 9.75 FT³ 0.27 MT³</p>	Upholstered seat & back. Use with beam.	6343	699	731	758	789	840	887	934	975	1026	1074	1139	1231			
			OVERALL DIMENSIONS			SEAT DIMENSIONS			BACK DIMENSIONS								
			W	D	H	W	D	H	W	H							
			IN 25.5 MM 648	23.5 597	20.5 521	17.5 445	18 457	-	19 483	17 432							
					1 per carton												
 <p>Armless Seat Unit - Sonic COM: N/A Unit weight: 10 LB 4.5 KG Carton weight: 12 LB 5.44 KG Carton volume: 6.5 FT³ 0.18 MT³</p>	Polypropylene seat. Use with beam.	6501	List price														
			312														
 <p>6501MB (Black mesh back)</p>	Polypropylene seat. Use with beam.	6501MB Mesh back	List price														
			370														
			OVERALL DIMENSIONS			SEAT DIMENSIONS			BACK DIMENSIONS								
			W	D	H	W	D	H	W	H							
IN 20 MM 508	21.5 546	17 432	17 432	16 406	-	17 432	15 381										
					2 per carton (pricing and specifications are for one seat unit)												
 <p>Armless Seat Unit - Sonic COM: 0.75 YD 0.69 M Unit weight: 10 LB 4.5 KG Carton weight: 12 LB 5.44 KG Carton volume: 6.5 FT³ 0.18 MT³</p>	Upholstered seat. Use with beam.	6502	353	377	397	421	459	494	529	560	598	634	683	752			
			OVERALL DIMENSIONS			SEAT DIMENSIONS			BACK DIMENSIONS								
			W	D	H	W	D	H	W	H							
			IN 20 MM 508	22 559	17 432	17 432	16 406	-	17 432	15 381							
					2 per carton (pricing and specifications are for one seat unit)												
 <p>6502MB (Black mesh back)</p>	Upholstered seat. Use with beam.	6502MB Mesh back	409	433	453	477	515	550	585	616	654	690	739	808			
			OVERALL DIMENSIONS			SEAT DIMENSIONS			BACK DIMENSIONS								
			W	D	H	W	D	H	W	H							
			IN 20 MM 508	22 559	17 432	17 432	16 406	-	17 432	15 381							
					2 per carton (pricing and specifications are for one seat unit)												

DESCRIPTION	FEATURES	MODEL#	STANDARD TEXTILE GRADES											
			1	2	3	4	5	6	7	8	9	10	11	12
 <p>Armless Seat Unit - Sonic COM: 0.75 YD 0.69 M Unit weight: 11 LB 5 KG Carton weight: 13 LB 5.9 KG Carton volume: 6.5 FT³ 0.18 MT³</p>	Upholstered seat & back. Use with beam.	6503	389	413	433	457	495	530	565	596	634	670	719	788
			OVERALL DIMENSIONS			SEAT DIMENSIONS			BACK DIMENSIONS					
			W	D	H	W	D	H	W	H				
			IN 20	22	17	17	15.5	-	17	15				
			MM 508	559	432	432	394	-	432	381				
					2 per carton (pricing and specifications are for one seat unit)									
			List price											
		6504	366											
 <p>6504</p>  <p>6504MB (Black mesh back)</p>	Polypropylene seat. Use with beam.	6504	421											
			OVERALL DIMENSIONS			SEAT DIMENSIONS			BACK DIMENSIONS					
			W	D	H	W	D	H	W	H				
			IN 23	21.5	17	17	16	-	17	15				
			MM 584	546	432	432	406	-	432	381				
					2 per carton (pricing and specifications are for one seat unit)									
			List price											
		6505	421											
 <p>6505</p>  <p>6505MB (Black mesh back)</p>	Upholstered seat. Use with beam.	6505	410	434	454	478	516	551	586	617	655	691	740	809
			OVERALL DIMENSIONS			SEAT DIMENSIONS			BACK DIMENSIONS					
			W	D	H	W	D	H	W	H				
			IN 23	22	17	17	16	-	17	15				
			MM 584	559	432	432	406	-	432	381				
					2 per carton (pricing and specifications are for one seat unit)									
			List price											
		6506	444											
	Upholstered seat & back. Use with beam.	6506	444	468	488	512	550	585	620	651	689	725	774	843
			OVERALL DIMENSIONS			SEAT DIMENSIONS			BACK DIMENSIONS					
			W	D	H	W	D	H	W	H				
			IN 23	22	17	17	15.5	-	17	15				
			MM 584	559	432	432	394	-	432	381				
					2 per carton (pricing and specifications are for one seat unit)									
			List price											
		6690	407											
	Polypropylene seat & back. Use with beam.	6690	407											
			OVERALL DIMENSIONS			SEAT DIMENSIONS			BACK DIMENSIONS					
			W	D	H	W	D	H	W	H				
			IN 25.5	21	18	18	17.5	-	18	16				
			MM 648	533	457	457	445	-	457	406				
					2 per carton (pricing and specifications are for one seat unit)									

DESCRIPTION	FEATURES	MODEL#	STANDARD TEXTILE GRADES																					
 <p>Armless Seat Unit - Duet COM: N/A Unit weight: 16 LB 7.3 KG Carton weight: 18 LB 8.16 KG Carton volume: 6.5 FT³ 0.18 MT³</p>	Polypropylene seat & back. Use with beam.	6691	List price																					
			338																					
			OVERALL DIMENSIONS			SEAT DIMENSIONS			BACK DIMENSIONS															
			W	D	H	W	D	H	W	H														
IN 18	21	18	18	17.5	-	18	16																	
MM 457	533	457	457	445	-	457	406																	
		  2 per carton (pricing and specifications are for one seat unit)																						
												1	2	3	4	5	6	7	8	9	10	11	12	
												6692	499	523	543	567	605	640	675	706	744	780	829	898
 <p>Seat Unit w/Arms - Duet COM: 0.75 YD 0.69 M Unit weight: 17 LB 7.7 KG Carton weight: 19 LB 8.62 KG Carton volume: 9.75 FT³ 0.27 MT³</p>	Upholstered seat/polypropylene back. Use with beam.	6692	List price																					
			338																					
			OVERALL DIMENSIONS			SEAT DIMENSIONS			BACK DIMENSIONS															
			W	D	H	W	D	H	W	H														
IN 25.5	21	18	18	17.5	-	18	15.5																	
MM 648	533	457	457	445	-	457	394																	
		  2 per carton (pricing and specifications are for one seat unit)																						
												1	2	3	4	5	6	7	8	9	10	11	12	
												6693	432	456	476	500	538	573	608	639	677	713	762	831
 <p>Armless Seat Unit - Duet COM: 0.75 YD 0.69 M Unit weight: 17 LB 7.7 KG Carton weight: 19 LB 8.62 KG Carton volume: 6.5 FT³ 0.18 MT³</p>	Upholstered seat/polypropylene back. Use with beam.	6693	List price																					
			338																					
			OVERALL DIMENSIONS			SEAT DIMENSIONS			BACK DIMENSIONS															
			W	D	H	W	D	H	W	H														
IN 18	21	18	18	17.5	-	18	15.5																	
MM 457	533	457	457	445	-	457	394																	
		  2 per carton (pricing and specifications are for one seat unit)																						
												1	2	3	4	5	6	7	8	9	10	11	12	
												6697	550	574	594	618	656	691	726	757	795	831	880	949
 <p>Seat Unit w/Arms - Duet COM: 0.75 YD 0.69 M Unit weight: 18 LB 8.2 KG Carton weight: 20 LB 9.07 KG Carton volume: 9.75 FT³ 0.27 MT³</p>	Upholstered seat & back. Use with beam.	6697	List price																					
			338																					
			OVERALL DIMENSIONS			SEAT DIMENSIONS			BACK DIMENSIONS															
			W	D	H	W	D	H	W	H														
IN 25.5	21	18	18	17	-	18	15.5																	
MM 648	533	457	457	432	-	457	394																	
		  2 per carton (pricing and specifications are for one seat unit)																						
												1	2	3	4	5	6	7	8	9	10	11	12	
												6698	482	506	526	550	588	623	658	689	727	763	812	881
 <p>Armless Seat Unit - Duet COM: 0.75 YD 0.69 M Unit weight: 17 LB 7.7 KG Carton weight: 19 LB 8.62 KG Carton volume: 6.5 FT³ 0.18 MT³</p>	Upholstered seat & back. Use with beam.	6698	List price																					
			338																					
			OVERALL DIMENSIONS			SEAT DIMENSIONS			BACK DIMENSIONS															
			W	D	H	W	D	H	W	H														
IN 18	21	18	18	17	-	18	15.5																	
MM 457	533	457	457	432	-	457	394																	
		  2 per carton (pricing and specifications are for one seat unit)																						

DESCRIPTION	FEATURES	MODEL#	STANDARD TEXTILE GRADES																																		
 <p>Armless Seat Unit - Popcorn COM: N/A Unit weight: 17 LB 7.7 KG Carton weight: 19 LB 8.62 KG Carton volume: 6.5 FT³ 0.18 MT³</p>	<p>Polypropylene seat & back.</p> <p>Use with beam.</p>	<p>6717</p>	List price																																		
			307																																		
			OVERALL DIMENSIONS			SEAT DIMENSIONS			BACK DIMENSIONS																												
			W	D	H	W	D	H	W	H																											
IN 20	21	18	18	18	-	19.5	16																														
MM 508	533	457	457	457	-	495	406																														
<p>RTA 00  2 per carton (pricing and specifications are for one seat unit)</p>																																					
<table border="1"> <tr> <th></th><th>1</th><th>2</th><th>3</th><th>4</th><th>5</th><th>6</th><th>7</th><th>8</th><th>9</th><th>10</th><th>11</th><th>12</th> </tr> <tr> <td>6719</td><td>395</td><td>419</td><td>439</td><td>463</td><td>501</td><td>536</td><td>571</td><td>602</td><td>640</td><td>676</td><td>725</td><td>794</td> </tr> </table>													1	2	3	4	5	6	7	8	9	10	11	12	6719	395	419	439	463	501	536	571	602	640	676	725	794
	1	2	3	4	5	6	7	8	9	10	11	12																									
6719	395	419	439	463	501	536	571	602	640	676	725	794																									
 <p>Armless Seat Unit - Popcorn COM: 0.75 YD 0.69 M Unit weight: 18 LB 8.2 KG Carton weight: 20 LB 9.07 KG Carton volume: 6.5 FT³ 0.18 MT³</p>	<p>Upholstered seat/polypropylene back.</p> <p>Use with beam.</p>	<p>6719</p>	List price																																		
			307																																		
			OVERALL DIMENSIONS			SEAT DIMENSIONS			BACK DIMENSIONS																												
			W	D	H	W	D	H	W	H																											
IN 20	21	18	18	18	-	19.5	16																														
MM 508	533	457	457	457	-	495	406																														
<p>RTA 00  2 per carton (pricing and specifications are for one seat unit)</p>																																					
<table border="1"> <tr> <th></th><th>1</th><th>2</th><th>3</th><th>4</th><th>5</th><th>6</th><th>7</th><th>8</th><th>9</th><th>10</th><th>11</th><th>12</th> </tr> <tr> <td>6930</td><td>521</td><td>561</td><td>595</td><td>634</td><td>697</td><td>756</td><td>815</td><td>866</td><td>930</td><td>990</td><td>1071</td><td>1186</td> </tr> </table>													1	2	3	4	5	6	7	8	9	10	11	12	6930	521	561	595	634	697	756	815	866	930	990	1071	1186
	1	2	3	4	5	6	7	8	9	10	11	12																									
6930	521	561	595	634	697	756	815	866	930	990	1071	1186																									
 <p>Seat Unit w/Arms - Sidero COM: 1.25 YD 1.14 M Unit weight: 20 LB 9.1 KG Carton weight: 25 LB 11.34 KG Carton volume: 9.75 FT³ 0.27 MT³</p>	<p>Upholstered seat & back.</p> <p>Use with beam.</p>	<p>6930</p>	List price																																		
			307																																		
			OVERALL DIMENSIONS			SEAT DIMENSIONS			BACK DIMENSIONS																												
			W	D	H	W	D	H	W	H																											
IN 25.5	23.5	19	19.5	18	-	19	15.5																														
MM 648	597	483	495	457	-	483	394																														
<p>RTA 00  1 per carton</p>																																					
<table border="1"> <tr> <th></th><th>1</th><th>2</th><th>3</th><th>4</th><th>5</th><th>6</th><th>7</th><th>8</th><th>9</th><th>10</th><th>11</th><th>12</th> </tr> <tr> <td>6931</td><td>493</td><td>533</td><td>567</td><td>606</td><td>669</td><td>728</td><td>787</td><td>838</td><td>902</td><td>962</td><td>1043</td><td>1158</td> </tr> </table>													1	2	3	4	5	6	7	8	9	10	11	12	6931	493	533	567	606	669	728	787	838	902	962	1043	1158
	1	2	3	4	5	6	7	8	9	10	11	12																									
6931	493	533	567	606	669	728	787	838	902	962	1043	1158																									
 <p>Armless Seat Unit - Sidero COM: 1.25 YD 1.14 M Unit weight: 18 LB 8.2 KG Carton weight: 23 LB 10.43 KG Carton volume: 7.25 FT³ 0.2 MT³</p>	<p>Upholstered seat & back.</p> <p>Use with beam.</p>	<p>6931</p>	List price																																		
			307																																		
			OVERALL DIMENSIONS			SEAT DIMENSIONS			BACK DIMENSIONS																												
			W	D	H	W	D	H	W	H																											
IN 21	23.5	19	19.5	18	-	19	15.5																														
MM 533	597	483	495	457	-	483	394																														
<p>RTA 00  1 per carton</p>																																					

CAPRICE



model 3365 (TTU)



model 3365C (TTU)




STANDARD FEATURES

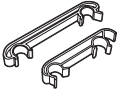
- Modern light scale guest seating.
- Durable molded armcaps are standard in Black only.
- Standard with Black bullet style glides.
- Non-caster models can be joined together using ganging clamp model 6522.
- Does not stack.
- Dual wheel carpet casters (**C1**) are standard on models 3365C.
- Upholstery options: fabric, vinyl or leather. Vinyl and leather models may feature stitch detail across the seat and/or back cushions, if applicable.

OPTIONAL FEATURES

- For leg frame finish options, please see page 379. Upcharges apply for plated finishes:
 - (**CHM**) Chrome. Add \$72 for armchairs. Add \$114 for stools.
 - (**BCH**) Brushed Chrome. Add \$217 for armchairs. Add \$401 for stools.
 - (**SBR**) Satin Brass. Add \$334 for armchairs. Add \$502 for stools.
 - (**ACO**) Antique Copper. Add \$334 for armchairs. Add \$502 for stools.
- A selection of glide options is available. Glides must be chosen to best suit flooring type and site conditions. For more information, please refer to the glide section (page 358).
- Glides with felt pads (**FG**) are available for vinyl sheet, cork or laminate flooring, please specify. Add \$43.
- Glides with rubber pads (**RG**) are available for vinyl, hardwood, laminate, stone or ceramic flooring, please specify. Add \$43.
- Steel cushioned self-leveling glides (**B**) are available on all models (adds 0.5" to seat height), please specify. Add \$17.
- For hard surface flooring casters, please specify (**C9R**). Add \$17.



DESCRIPTION	FEATURES	MODEL #	STANDARD TEXTILE GRADES													
			1	2	3	4	5	6	7	8	9	10	11	12		
 <p>Armchair Four-Legged COM: 1.25 YD 1.14 M Unit weight: 18 LB 8.2 KG Carton weight: 27 LB 12.25 KG Carton volume: 18 FT³ 0.5 MT³</p>	Does not stack.	3365	573	613	647	686	749	808	867	918	982	1042	1123	1238		
		OVERALL DIMENSIONS			SEAT DIMENSIONS			BACK DIMENSIONS								
		W	D	H	W	D	H	W	H							
		IN 25	24	31.5	19.5	19.5	18.5	18	13							
		MM 635	610	800	495	495	470	457	330							
		RTA 00	1 per carton													
 <p>Armchair Four-Legged w/Casters COM: 1.25 YD 1.14 M Unit weight: 19 LB 8.6 KG Carton weight: 28 LB 12.7 KG Carton volume: 18 FT³ 0.5 MT³</p>	Does not stack.	3365C	657	697	731	770	833	892	951	1002	1066	1126	1207	1322		
		OVERALL DIMENSIONS			SEAT DIMENSIONS			BACK DIMENSIONS								
		W	D	H	W	D	H	W	H							
		IN 25	23.5	32.5	19.5	19.5	18	18	14.5							
		MM 635	597	826	495	495	457	457	368							
		RTA 00	1 per carton													
 <p>Bar Stool Four-Legged COM: 1.25 YD 1.14 M Unit weight: 26 LB 11.8 KG Carton weight: 36.5 LB 16.56 KG Carton volume: 24 FT³ 0.67 MT³</p>	Does not stack.	3369	788	828	862	901	964	1023	1082	1133	1197	1257	1338	1453		
		OVERALL DIMENSIONS			SEAT DIMENSIONS			BACK DIMENSIONS								
		W	D	H	W	D	H	W	H							
		IN 25	26.5	45.5	19.5	19.5	30.5	18	13							
		MM 635	673	1156	495	495	775	457	330							
		RTA 00	1 per carton													

DESCRIPTION	FEATURES	MODEL#	STANDARD TEXTILE GRADES						
 <p>Ganging Brackets - Set of 2 COM: N/A Unit weight: 0.07 LB - KG Carton weight: 0.16 LB 0.07 KG Carton volume: 1 FT³ 0.02 MT³</p>		List price							
		6522						15	
		OVERALL DIMENSIONS			SEAT DIMENSIONS			BACK DIMENSIONS	
		W	D	H	W	D	H	W	H
		IN 0.87	7.75	1.5	-	-	-	-	-
		MM 22	197	38	-	-	-	-	-
		RTA 00			courier	Pricing is for the set, specifications are for one bracket			

CHAP



model 1004



model 1005



model 1011



model 1014

STANDARD FEATURES

- Chap offers mid-century modern styling in a finely crafted beechwood armchair series.
- Upholstered, horizontal wood slat or open frame back available.
- Straight back models are available with a wood front rail or upholstered waterfall seat front.
- Round back models are available with an upholstered waterfall seat front only.
- Models are standard with White non-marking nylon glides (see right column for additional glide options).
- Standard with a Black under seat liner.
- Active weight capacity for this series is 350 lbs.
- For single shift use, Chap is covered by Global's Limited Lifetime Warranty. For 24/7 use, Ultracell foam and textiles with a minimum of 100,000 double rubs must be specified to meet Global 24/7 warranty coverage.
- Upholstery options: fabric, vinyl or leather. Vinyl and leather models may feature stitch detail across the seat and/or back cushions, if applicable.
- Does not stack.

OPTIONAL FEATURES



- For added comfort and 24/7 environments, seats are available with high density Ultracell foam (**UC**).
- Under seat panel (**USP**) is available with upcharge (conceals seat structure, is covered with a coated textile and secured with tamperproof fasteners).
- Custom wood staining considered upon request on straight back models only (not available on round back models).





Please add option codes in the following order:

- **Model number**
specify model number
- **Back textile**
Specify textile code.
- **Seat seams and textile**
(**NS**) no sealed seams
(**SE**) sealed seat seams. Add \$22.
Specify textile code.
- **Straight back wood frame finish**
(**AAM**) Absolute
(**BKM**) Black
(**ACM**) Cherry
(**EOM**) English Oak
(**ECM**) Espresso Cafe
(**TFM**) Fruitwood
(**HGM**) Gray
(**AHM**) Honey
(**TMM**) Mahogany
(**AVM**) Maple
(**MWM**) Medium Walnut
(**NLW**) Natural Walnut
(**ASM**) Night
(**NBM**) Noce Biondo
(**NGM**) Noce Grigio
(**NEM**) Noce Leggero
(**NMM**) Noce Medio
(**SKM**) Shaker Cherry
(**TWM**) Walnut
(**WTM**) WC Cream
(**WHM**) White
(**WCM**) Winter Cherry
- **Round back wood frame finish**
(models 1004 and 1005)
(**AAM**) Absolute
(**BKM**) Black
(**ACM**) Cherry
(**ECM**) Espresso Cafe
(**TMM**) Mahogany
(**MWM**) Medium Walnut
(**NLW**) Natural Walnut
(**ASM**) Night
(**NMM**) Noce Medio
(**SKM**) Shaker Cherry
(**TWM**) Walnut
(**WTM**) WC Cream
(**WHM**) White
- **Seat underside**
(**USL**) under seat liner (Black)
(**USP**) under seat panel. Add \$58.
- **Glide type**
(**NM**) White non-marking nylon for most surfaces (standard).
(**SG**) steel cushioned glides for carpeted surfaces. Add \$17.
(**RG**) rubber glides for most hard floor surfaces. Add \$22.
(**FG**) felt glides for most hard floor surfaces. Add \$22.
(**XG**) no glides for carpeted surfaces.
- **Moisture barrier** (not available with sealed seams)
(**NB**) no moisture barrier.
(**MB**) moisture barrier (seat only). Add \$81.
- **Seat foam**
(**SF**) standard foam.
(**UC**) Ultracell foam. Add \$76.

EXAMPLE CHAP ORDER CODE:

1010	-	-NS	-CE90	-AAM	-USL	-NM	-NB	-SF
Model number	Back textile	Sealed seams (seat)	Seat textile	Frame finish	Seat underside	Glide type	Moisture barrier	Seat foam

DESCRIPTION	FEATURES	MODEL #	STANDARD TEXTILE GRADES													
			1	2	3	4	5	6	7	8	9	10	11	12		
 <p>18" seat depth</p> <p>Round Uph Back Armchair w/Uph Waterfall Front Seat COM: 1.5 YD 1.37 M Unit weight: 18 LB 8.2 KG Carton weight: 26 LB 11.79 KG Carton volume: 13.25 FT³ 0.37 MT³</p>	<p>Active weight 350 lbs. Does not stack.</p> <p>Ergonomic features: M, N</p>	1004	1238	1286	1326	1374	1450	1520	1590	1652	1728	1800	1898	2036		
		OVERALL DIMENSIONS			SEAT DIMENSIONS			BACK DIMENSIONS								
		IN	24.5	22.5	30	22	18	18	20	12.5						
		MM	622	572	762	559	457	457	508	318						
				RTA 00	1 per carton											
 <p>18" seat depth</p> <p>Round Wood Back Armchair w/Uph Waterfall Front Seat COM: 1 YD 0.91 M Unit weight: 17 LB 7.7 KG Carton weight: 25 LB 11.34 KG Carton volume: 13.25 FT³ 0.37 MT³</p>	<p>Active weight 350 lbs. Does not stack.</p> <p>Ergonomic features: M, N</p>	1005	1000	1032	1059	1090	1141	1188	1235	1276	1327	1375	1440	1532		
		OVERALL DIMENSIONS			SEAT DIMENSIONS			BACK DIMENSIONS								
		IN	24.5	22.5	30	22	18	18	20	12.5						
		MM	622	572	762	559	457	457	508	318						
				RTA 00	1 per carton											

DESCRIPTION	FEATURES	MODEL#	STANDARD TEXTILE GRADES													
			1	2	3	4	5	6	7	8	9	10	11	12		
 <p>Wood Back Armchair w/Uph Waterfall Front Seat COM: 1 YD 0.91 M Unit weight: 21 LB 9.5 KG Carton weight: 33 LB 14.97 KG Carton volume: 15.75 FT³ 0.44 MT³</p>	Active weight 350 lbs. Does not stack. Ergonomic features: M, N	1010	1040	1072	1099	1130	1181	1228	1275	1316	1367	1415	1480	1572		
		OVERALL DIMENSIONS			SEAT DIMENSIONS			BACK DIMENSIONS								
		W	D	H	W	D	H	W	H							
		IN 25.5	25	31	21	20	18	20.5	13.5							
		MM 648	635	787	533	508	457	521	343							
		RTA 00	1 per carton													
 <p>Upholstered Back Armchair w/Uph Waterfall Seat Front COM: 1.5 YD 1.37 M Unit weight: 21 LB 9.5 KG Carton weight: 33 LB 14.97 KG Carton volume: 15.75 FT³ 0.44 MT³</p>	Active weight 350 lbs. Does not stack. Ergonomic features: M, N	1011	1124	1172	1212	1260	1336	1406	1476	1538	1614	1686	1784	1922		
		OVERALL DIMENSIONS			SEAT DIMENSIONS			BACK DIMENSIONS								
		W	D	H	W	D	H	W	H							
		IN 25.5	25	31.5	21	20	18	20.5	13.5							
		MM 648	635	800	533	508	457	521	343							
		RTA 00	1 per carton													
 <p>Wood Back Armchair w/Wood Front Rail COM: 1 YD 0.91 M Unit weight: 21 LB 9.5 KG Carton weight: 33 LB 14.97 KG Carton volume: 15.75 FT³ 0.44 MT³</p>	Active weight 350 lbs. Does not stack. Ergonomic features: M, N	1014	1070	1102	1129	1160	1211	1258	1305	1346	1397	1445	1510	1602		
		OVERALL DIMENSIONS			SEAT DIMENSIONS			BACK DIMENSIONS								
		W	D	H	W	D	H	W	H							
		IN 25.5	25	31	21	20	18	20.5	13.5							
		MM 648	635	787	533	508	457	521	343							
		RTA 00	1 per carton													
 <p>Upholstered Back Armchair w/Wood Front Rail COM: 1.5 YD 1.37 M Unit weight: 21 LB 9.5 KG Carton weight: 33 LB 14.97 KG Carton volume: 15.75 FT³ 0.44 MT³</p>	Active weight 350 lbs. Does not stack. Ergonomic features: M, N	1015	1154	1202	1243	1289	1366	1436	1507	1568	1645	1717	1814	1952		
		OVERALL DIMENSIONS			SEAT DIMENSIONS			BACK DIMENSIONS								
		W	D	H	W	D	H	W	H							
		IN 25.5	25	31.5	21	20	18	20.5	13.5							
		MM 648	635	800	533	508	457	521	343							
		RTA 00	1 per carton													

COMET



model 2171 (TBL)






model 2174 (TTU)

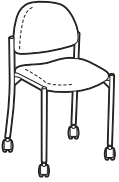






STANDARD FEATURES

- Reinforced models incorporate welded corner gussets for additional strength and support.
- Models 2171WS and 2172WS stack 5 high on floor or 8 high on dolly for easy storage.
- For dolly, specify model 2125WS (see page 182).
- “WS” models have a wall saver frame design; rear legs hit the baseboard first leaving clearance between the back of the chair and the wall, saving both the chair and the wall from damage.
- In some textiles, stacked chairs may leave frame impressions in chair(s) below.
- Comet heavy duty models 2173WS and 2174WS use Ultracell seat foam for lasting comfort.
- Black polypropylene foot glide is standard.
- Dual wheel carpet casters (C1) are standard.
- Upholstery options: fabric or vinyl only. Vinyl models may feature stitch detail across the seat and/or back cushions, if applicable.

OPTIONAL FEATURES

- For leg frame finish options, please see page 379. For Chrome (CHM) finish, add \$26.
- For hard surface flooring casters, please specify (CSR). Add \$17.
- A selection of glide options is available. Glides must be chosen to best suit flooring type and site conditions. For more information, please refer to the glide section (page 358).
- Glides with felt pads (FG) are available for vinyl sheet, cork or laminate flooring, please specify. Add \$43.
- Glides with rubber pads (RG) are available for vinyl, hardwood, laminate, stone or ceramic flooring, please specify. Add \$43.
- For hard surface floors, please specify opaque non-marking glide (NM). No upcharge.
- Steel cushioned self-leveling glides (B) are available on all models (adds 0.5” to seat height), please specify. Add \$17.

DESCRIPTION	FEATURES	MODEL #	STANDARD TEXTILE GRADES											
			1	2	3	4	5	6	7	8	9	10	11	12
 <p>Armchair COM: 1 YD 0.91 M Unit weight: 14 LB 6.4 KG Carton weight: 16.83 LB 7.63 KG Carton volume: 15.5 FT³ 0.43 MT³</p>	Stacks 5 high on floor. Stacks 8 high on dolly. Ergonomic features: M, N	2171WS Wall saver	307	339	366	397	448	495	542	583	634	682	747	839
			OVERALL DIMENSIONS W D H			SEAT DIMENSIONS W D H			BACK DIMENSIONS W H					
			IN 23	23	32.5	18	17.5	18.5	17.5	14				
			MM 584	584	826	457	445	470	445	356				
		RTA 00	3 per carton (pricing and specifications are for one chair)											
 <p>Reinforced Armchair w/Casters COM: 1 YD 0.91 M Unit weight: 14 LB 6.4 KG Carton weight: 20 LB 9.07 KG Carton volume: 15.5 FT³ 0.43 MT³</p>	Does not stack. Ergonomic features: M, N	2171C Wall saver	377	409	436	467	518	565	612	653	704	752	817	909
			OVERALL DIMENSIONS W D H			SEAT DIMENSIONS W D H			BACK DIMENSIONS W H					
			IN 23	22	32.5	18	17.5	18.5	17.5	14				
			MM 584	559	826	457	445	470	445	356				
		RTA 00	1 per carton											
 <p>Armless Stacking Chair COM: 1 YD 0.91 M Unit weight: 13 LB 5.9 KG Carton weight: 15.67 LB 7.11 KG Carton volume: 14.25 FT³ 0.4 MT³</p>	Stacks 5 high on floor. Stacks 8 high on dolly. Ergonomic features: M, N	2172WS Wall saver	236	268	295	326	377	424	471	512	563	611	676	768
			OVERALL DIMENSIONS W D H			SEAT DIMENSIONS W D H			BACK DIMENSIONS W H					
			IN 19	23	32.5	18	17.5	18.5	17.5	14				
			MM 483	584	826	457	445	470	445	356				
		RTA 00	3 per carton (pricing and specifications are for one chair)											

DESCRIPTION	FEATURES	MODEL#	STANDARD TEXTILE GRADES													
			1	2	3	4	5	6	7	8	9	10	11	12		
 <p>Reinforced Armless Chair w/Casters COM: 1 YD 0.91 M Unit weight: 13 LB 5.9 KG Carton weight: 15.83 LB 7.18 KG Carton volume: 15.5 FT³ 0.43 MT³</p>	Does not stack. Ergonomic features: M, N	2172C	309	341	368	399	450	497	544	585	636	684	749	841		
			OVERALL DIMENSIONS			SEAT DIMENSIONS			BACK DIMENSIONS							
			W	D	H	W	D	H	W	H						
			IN 19	22	32.5	18	17.5	18.5	17.5	14						
			MM 483	559	826	457	445	470	445	356						
			RTA 00	3 per carton (pricing and specifications are for one chair)												
 <p>HD Reinforced Armchair COM: 1 YD 0.91 M Unit weight: 14 LB 6.4 KG Carton weight: 16.83 LB 7.63 KG Carton volume: 15.5 FT³ 0.43 MT³</p>	Ultracell foam. Stacks 5 high on floor. Stacks 8 high on dolly. Ergonomic features: M, N	2173WS Wall saver	346	378	405	436	487	534	581	622	673	721	786	878		
			OVERALL DIMENSIONS			SEAT DIMENSIONS			BACK DIMENSIONS							
			W	D	H	W	D	H	W	H						
			IN 23	23	32.5	18	17.5	18.5	17.5	14						
			MM 584	584	826	457	445	470	445	356						
			RTA 00	3 per carton (pricing and specifications are for one chair)												
 <p>HD Reinforced Armless Chair COM: 1 YD 0.91 M Unit weight: 13 LB 5.9 KG Carton weight: 15.67 LB 7.11 KG Carton volume: 14.25 FT³ 0.4 MT³</p>	Ultracell foam. Stacks 5 high on floor. Stacks 8 high on dolly. Ergonomic features: M, N	2174WS Wall saver	276	308	335	366	417	464	511	552	603	651	716	808		
			OVERALL DIMENSIONS			SEAT DIMENSIONS			BACK DIMENSIONS							
			W	D	H	W	D	H	W	H						
			IN 19	23	32.5	18	17.5	18.5	17.5	14						
			MM 483	584	826	457	445	470	445	356						
			RTA 00	3 per carton (pricing and specifications are for one chair)												
 <p>Ganging Plate COM: N/A Unit weight: 2.1 LB 0.95 KG Carton weight: 2.1 LB 0.95 KG Carton volume: 0.1 FT³ 0.003 MT³</p>	For joining side chairs and armchairs, in any combination.	List price														
		2176	38													
		OVERALL DIMENSIONS			SEAT DIMENSIONS			BACK DIMENSIONS								
		W	D	H	W	D	H	W	H							
		IN 13.25	4.75	0.06	-	-	-	-	-							
MM 337	121	2	-	-	-	-	-									
			RTA 00		1 per carton											
 <p>Snap On Ganging Brackets - Set of 2 COM: N/A Unit weight: 0.09 LB 0.04 KG Carton weight: 0.2 LB 0.09 KG Carton volume: 1 FT³ 0.02 MT³</p>	Pricing is for the set, specifications are for one bracket	List price														
		2180	15													
		OVERALL DIMENSIONS			SEAT DIMENSIONS			BACK DIMENSIONS								
		W	D	H	W	D	H	W	H							
		IN 0.87	7.75	1.5	-	-	-	-	-							
MM 22	197	38	-	-	-	-	-									
			RTA 00		Pricing is for the set, specifications are for one bracket											

DIPLOMAT



model 2105




model 2109

STANDARD FEATURES

- A contoured seat and back are accented by wood arms providing comfort and classic styling.
- Models 2105 and 2108 can be joined together using model 5233 ganging clamp, see page 75
- Black polypropylene foot glide is standard.
- Does not stack.
- Upholstery options: fabric, vinyl or leather. Vinyl and leather models may feature stitch detail across the seat and/or back cushions, if applicable.

OPTIONAL FEATURES

- Frames are available in textured Sandtex finishes: Black (**TBL**), Shadow (**TSH**) or Tungsten (**TTU**). No upcharge.
- Chrome (**CHM**) frame finish available, please specify. Add 10% of list price at opening published grade.
- Wood capped arms are available in Absolute (AAM), Black (BKM), Cherry (ACM), Espresso Cafe (ECM), English Oak (EOM), Fruitwood (TFM), Gray (HGM), Honey (AHM), Mahogany (TMM), Maple (AVM), Medium Walnut (MWM), Natural Walnut (NLW), Night (ASM), Noce Biondo (NBM), Noce Grigio (NGM), Noce Leggero (NEM), Noce Medio (NMM), Shaker Cherry (SKM), Walnut (TWM), WC Cream (WTM), White (WHM) and Winter Cherry (WCM). Please specify.
- A selection of glide options is available. Glides must be chosen to best suit flooring type and site conditions. For more information, please refer to the glide section (page 358).
- Glides with felt pads (**FG**) are available for vinyl sheet, cork or laminate flooring, please specify. Add \$43.
- Glides with rubber pads (**RG**) are available for vinyl, hardwood, laminate, stone or ceramic flooring, please specify. Add \$43.
- Steel cushioned self-leveling glides (**B**) are available on all models (adds 0.5" to seat height), please specify. Add \$17.

DESCRIPTION	FEATURES	MODEL #	STANDARD TEXTILE GRADES													
			1	2	3	4	5	6	7	8	9	10	11	12		
 <p>Armchair Wood Cap Arms COM: 1.25 YD 1.14 M Unit weight: 20 LB 9.1 KG Carton weight: 25 LB 11.34 KG Carton volume: 11.75 FT³ 0.33 MT³</p>	Does not stack. Ergonomic features: M, N	2105	576	616	650	689	752	811	870	921	985	1045	1126	1241		
		OVERALL DIMENSIONS			SEAT DIMENSIONS			BACK DIMENSIONS								
		W	D	H	W	D	H	W	H							
		IN 24	22	34.5	20.5	17	18.5	20.5	16							
MM 610	559	876	521	432	470	521	406									
		RTA 00	1 per carton													
 <p>Armless Side Chair COM: 1.25 YD 1.14 M Unit weight: 17 LB 7.7 KG Carton weight: 22 LB 9.98 KG Carton volume: 11.75 FT³ 0.33 MT³</p>	Does not stack. Ergonomic features: M, N	2108	478	518	552	591	654	713	772	823	887	947	1028	1143		
		OVERALL DIMENSIONS			SEAT DIMENSIONS			BACK DIMENSIONS								
		W	D	H	W	D	H	W	H							
		IN 21.5	22	34.5	20.5	17	18.5	20.5	16							
MM 546	559	876	521	432	470	521	406									
		RTA 00	1 per carton													
 <p>Armless Bar Stool COM: 1.25 YD 1.14 M Unit weight: 25 LB 11.4 KG Carton weight: 30 LB 13.61 KG Carton volume: 14.75 FT³ 0.41 MT³</p>	Does not stack. Ergonomic features: M, N	2109	556	596	630	669	732	791	850	901	965	1025	1106	1221		
		OVERALL DIMENSIONS			SEAT DIMENSIONS			BACK DIMENSIONS								
		W	D	H	W	D	H	W	H							
		IN 21	23.5	44.5	20	17	28	20.5	17.5							
MM 533	597	1130	508	432	711	521	445									
		RTA 00	1 per carton													

DUET



model 6620



model 6621G



model 6627



model 6632



model 6720



model 6727TRPB



model 6692 (2 units) on 6500S2 (beam)

STANDARD FEATURES

- Unique high density seating that is both comfortable and durable.
- Tablet arms are extremely rugged, suitable for armed forces and student use. Tablet hinges up to allow ease of egress. Tablet slides forward and back to accommodate any body size comfortably. Tablet models do not stack.
- Standard tablet (**D8**) size is 18"D x 14.5"W and is made of Black polymer. Tablets are attached at the left or right (as seated). Tablet arms are not available on stools.
- Tablet models do not stack.
- All models have a wall saver frame design; rear legs hit the baseboard first leaving clearance between the back of the chair and the wall, saving both the chair and the wall from damage.
- Armless "G" models feature a patented interlocking feature that allows chairs to be ganged together in rows.
- Model 6626 ganging clamp set is available for use on all armchairs and standard armless models. These brackets snap on the front and rear of the sled base allowing these models to connect together in rows. In Black finish only.
- Clear polycarbonate glides (**CG**) are standard and suitable for concrete, rubber and carpeted floors.
- Active weight capacity for this series is 300 lbs.
- Dual wheel carpet casters (**C1**) are standard on task chairs.
- Upholstery options: fabric, vinyl or leather. Vinyl and leather models may feature stitch detail across the seat and/or back cushions, if applicable.
- Duet beam seating consists of upper seat units (models 6690, 6691, 6692, 6693, 6697 and 6698) including mounting brackets and all hardware necessary for attachment to beam.
- For all beam components, tables and a complete list of available upper seat units, see Beam Seating series.
- For Duet stacking tables, refer to the Desking + Tables list price book for more information.
- Pedestal base models provide fixed location seating for use in auditoriums, classrooms, jury boxes, public venues and more. The base must be mounted to the floor (mounting hardware not included). See Pedestal Base Installation Guide on website for details.

OPTIONAL FEATURES

- Polypropylene seats, backs and coordinating arms are available in 14 designer colors: Buzz Blue (BZB), Cactus (CCT), Carrot (CRO), Cloud (IVC), Dijon (DJN), Eggplant (EGP), Fog (FOG), Frost (FRO), Ink (INK), Latte (LAB), Night (BLK), Sand (SND), Scarlet (SAR) and Shadow (SHW). Please specify.
- An optional 18.5"D x 18.5"W high pressure laminate writing tablet is available. The core is hardwood veneer plywood with a radiused edge and finished in clear lacquer. This writing tablet is offered in the following finishes: Black (BLK), Clear Maple (CMB), Designer White (DWT) and Noce Grigio (NGL). Please specify. Add \$68.
- A selection of glide options is available. Glides must be chosen to best suit flooring type and site conditions. For more information, please refer to the glide section (page 358).
- Chrome frame is optionally available without glides (**XG**) and is suitable for rubberized and carpeted floors, please specify. No upcharge.
- Glides with stainless steel pads (**SG**) are available for carpet or rubber flooring, please specify. Add \$19.
- Glides with felt pads (**FG**) are available for vinyl sheet, cork or laminate flooring, please specify. Add \$19.
- Glides with rubber pads (**RG**) are available for vinyl, hardwood, laminate, stone or ceramic flooring, please specify. Add \$19.
- For hard surface flooring casters, please specify (**C9R**). Add \$21.
- Pedestal base models have Black bases with 2" height adjustable cylinders, please specify: (**SH**) Swivel, auto return to max height. No upcharge. (**SN**) Non-swivel, auto return to max height. Add \$16. (**SC**) Swivel, auto return to center and return to max height. Add \$26.

	Duet Chairs Stacking Capability		Duet Stools Stacking Capability	
	Stacking on floor	Stacking on dolly #6624	Stacking on floor	Stacking on dolly
Armless				
Polypropylene seat & back	up to 12 high	up to 40* high	up to 12 high	N/A
Polypropylene back & upholstered seat	up to 5 high	up to 12 high	up to 5 high	N/A
Upholstered seat & back	up to 5 high	up to 12 high	up to 3 high	N/A
With Arms				
Polypropylene seat & back	up to 5 high	up to 24 high	up to 5 high	N/A
Polypropylene back & upholstered seat	up to 5 high	up to 12 high	up to 5 high	N/A
Upholstered seat & back	up to 5 high	up to 12 high	up to 3 high	N/A

* through 80" doorway, stacks 36 high.

DESCRIPTION FEATURES MODEL# STANDARD TEXTILE GRADES



Armchair
COM: N/A
Unit weight: 19 LB | 8.6 KG
Carton weight: 21.75 LB | 9.87 KG
Carton volume: 24 FT³ | 0.67 MT³

Polypropylene seat & back.
Stacks 5 high on floor.
Stacks 24 high on dolly.

List price							
6620	311						
OVERALL DIMENSIONS			SEAT DIMENSIONS			BACK DIMENSIONS	
W	D	H	W	D	H	W	H
IN 25.5	22.75	33.25	18	17.5	16.5	18	16
MM 648	578	845	457	445	419	457	406
RTA 00		4 per carton (pricing and specifications are for one chair)					



Armchair w/Backpack Rack
COM: N/A
Unit weight: 20 LB | 9.1 KG
Carton weight: 25 LB | 11.34 KG
Carton volume: 13.25 FT³ | 0.37 MT³

Polypropylene seat & back.
Does not stack.

List price							
6620P	471						
OVERALL DIMENSIONS			SEAT DIMENSIONS			BACK DIMENSIONS	
W	D	H	W	D	H	W	H
IN 25.5	22.75	33.25	18	17.5	16.5	18	16
MM 648	578	845	457	445	419	457	406
RTA 00		1 per carton					



Armchair w/Tablet
COM: N/A
Unit weight: 27 LB | 12.3 KG
Carton weight: 34 LB | 15.42 KG
Carton volume: 23 FT³ | 0.65 MT³

Polypropylene seat & back.
Does not stack.
Specify (L) left or (R) right tablet.

List price							
6620TR	586						
6620TL							
OVERALL DIMENSIONS			SEAT DIMENSIONS			BACK DIMENSIONS	
W	D	H	W	D	H	W	H
IN 26.25	27.75	33.25	18	17.5	16.5	18	16
MM 667	705	845	457	445	419	457	406
RTA 2		2 per carton (pricing and specifications are for one chair)					



Armchair w/Tablet and Backpack Rack
COM: N/A
Unit weight: 29 LB | 13.2 KG
Carton weight: 34 LB | 15.42 KG
Carton volume: 16.25 FT³ | 0.46 MT³

Polypropylene seat & back.
Does not stack.
Specify (L) left or (R) right tablet.







List price							
6620TRP	749						
6620LTP							
OVERALL DIMENSIONS			SEAT DIMENSIONS			BACK DIMENSIONS	
W	D	H	W	D	H	W	H
IN 26.25	27.75	33.25	18	17.5	16.5	18	16
MM 667	705	845	457	445	419	457	406
RTA 00		1 per carton					











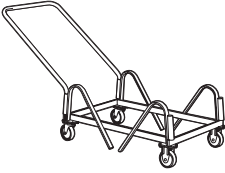




Armless Chair
COM: N/A
Unit weight: 18 LB | 8.2 KG
Carton weight: 20.5 LB | 9.3 KG
Carton volume: 14.25 FT³ | 0.4 MT³








Polypropylene seat & back.
Stacks 12 high on floor.
Stacks 40 high on dolly.






List price							
6621	240						
6621G	258						
Ganging							
OVERALL DIMENSIONS			SEAT DIMENSIONS			BACK DIMENSIONS	
W	D	H	W	D	H	W	H
IN 20.75	22.75	33.25	18	17.5	16.5	18	16
MM 527	578	845	457	445	419	457	406
RTA 00		4 per carton (pricing and specifications are for one chair)					






DESCRIPTION	FEATURES	MODEL#	STANDARD TEXTILE GRADES									
 <p>6621P</p>	 <p>6621GP</p>	List price										
		<p>6621P 403</p> <p>6621GP 422</p>	OVERALL DIMENSIONS			SEAT DIMENSIONS			BACK DIMENSIONS			
<p>Armless Chair w/Backpack Rack COM: N/A Unit weight: 20 LB 9.1 KG Carton weight: 28 LB 12.7 KG Carton volume: 13.75 FT³ 0.38 MT³</p>	<p>Polypropylene seat & back. Does not stack.</p>	IN	20.75	22.75	33.25	18	17.5	16.5	18	16		
		MM	527	578	845	457	445	419	457	406		
		RTA 00	1 per carton									
	<p>6621TR</p> <p>6621TL</p>	List price										
		<p>518</p>	OVERALL DIMENSIONS			SEAT DIMENSIONS			BACK DIMENSIONS			
<p>Armless Chair w/Tablet COM: N/A Unit weight: 26 LB 11.8 KG Carton weight: 33 LB 14.97 KG Carton volume: 23 FT³ 0.65 MT³</p>	<p>Polypropylene seat & back. Does not stack.</p>	IN	24.5	27.75	33.25	18	17.5	16.5	18	16		
		MM	622	705	845	457	445	419	457	406		
	<p>Specify (L) left or (R) right tablet.</p>	RTA 2	2 per carton (pricing and specifications are for one chair)									
	<p>6621TRP</p> <p>6621TLP</p>	List price										
		<p>680</p>	OVERALL DIMENSIONS			SEAT DIMENSIONS			BACK DIMENSIONS			
<p>Armless Chair w/Tablet and Backpack Rack COM: N/A Unit weight: 27 LB 12.3 KG Carton weight: 32 LB 14.51 KG Carton volume: 16.25 FT³ 0.46 MT³</p>	<p>Polypropylene seat & back. Does not stack.</p>	IN	24.5	27.75	33.25	18	17.5	16.5	18	16		
		MM	622	705	845	457	445	419	457	406		
	<p>Specify (L) left or (R) right tablet.</p>	RTA 00	1 per carton									
	<p>6622</p>	List price										
		<p>403 427 447 471 509 544 579 610 648 684 733 802</p>	OVERALL DIMENSIONS			SEAT DIMENSIONS			BACK DIMENSIONS			
<p>Armchair COM: 0.75 YD 0.69 M Unit weight: 22 LB 10 KG Carton weight: 25.25 LB 11.45 KG Carton volume: 26.75 FT³ 0.75 MT³</p>	<p>Upholstered seat/polypropylene back. Stacks 5 high on floor. Stacks 12 high on dolly.</p>	IN	25.5	23	33.25	18	17.5	17	18	15.5		
		MM	648	584	845	457	445	432	457	394		
		RTA 00	4 per carton (pricing and specifications are for one chair)									
	<p>6622P</p>	List price										
		<p>566 590 610 634 672 707 742 773 811 847 896 965</p>	OVERALL DIMENSIONS			SEAT DIMENSIONS			BACK DIMENSIONS			
<p>Armchair w/Backpack Rack COM: 0.75 YD 0.69 M Unit weight: 24 LB 10.9 KG Carton weight: 29 LB 13.15 KG Carton volume: 13.25 FT³ 0.37 MT³</p>	<p>Upholstered seat/polypropylene back. Does not stack.</p>	IN	25.5	23	33.25	18	17.5	17	18	15.5		
		MM	648	584	845	457	445	432	457	394		
		RTA 00	1 per carton									








DESCRIPTION	FEATURES	MODEL#	STANDARD TEXTILE GRADES											
			1	2	3	4	5	6	7	8	9	10	11	12
 <p>Armchair w/Tablet COM: 0.75 YD 0.69 M Unit weight: 27 LB 12.3 KG Carton weight: 19 LB 8.62 KG Carton volume: 23 FT³ 0.65 MT³</p>	Upholstered seat/polypropylene back. Does not stack. Specify (L) left or (R) right tablet.	6622TR 6622TL	680	704	724	748	786	821	856	887	925	961	1010	1079
			OVERALL DIMENSIONS			SEAT DIMENSIONS			BACK DIMENSIONS					
			W	D	H	W	D	H	W	H				
			IN 26.25 MM 667	27.75 705	33.25 845	18 457	17.5 445	17 432	18 457	15.5 394				
			RTA 2	2 per carton (pricing and specifications are for one chair)										
 <p>Armchair w/Tablet and Backpack Rack COM: 0.75 YD 0.69 M Unit weight: 32 LB 14.5 KG Carton weight: 37 LB 16.78 KG Carton volume: 16.25 FT³ 0.46 MT³</p>	Upholstered seat/polypropylene back. Does not stack. Specify (L) left or (R) right tablet.	6622TRP 6622TLP	842	866	886	910	948	983	1018	1049	1087	1123	1172	1241
			OVERALL DIMENSIONS			SEAT DIMENSIONS			BACK DIMENSIONS					
			W	D	H	W	D	H	W	H				
			IN 26.25 MM 667	27.75 705	33.25 845	18 457	17.5 445	17 432	18 457	15.5 394				
			RTA 00	1 per carton										
  <p>Armless Chair COM: 0.75 YD 0.69 M Unit weight: 21 LB 9.5 KG Carton weight: 24.25 LB 11 KG Carton volume: 19.25 FT³ 0.54 MT³</p>	Upholstered seat/polypropylene back. Stacks 5 high on floor. Stacks 12 high on dolly.	6623 6623G Ganging	336	360	380	404	442	477	512	543	581	617	666	735
			OVERALL DIMENSIONS			SEAT DIMENSIONS			BACK DIMENSIONS					
			W	D	H	W	D	H	W	H				
			IN 20.5 MM 521	23 584	33.25 845	18 457	17.5 445	17 432	18 457	15.5 394				
			RTA 00	4 per carton (pricing and specifications are for one chair)										
  <p>Armless Chair w/Backpack Rack COM: 0.75 YD 0.69 M Unit weight: 23 LB 10.5 KG Carton weight: 31 LB 14.06 KG Carton volume: 13.75 FT³ 0.38 MT³</p>	Upholstered seat/polypropylene back. Does not stack.	6623P 6623GP Ganging	497	521	541	565	603	638	673	704	742	778	827	896
			OVERALL DIMENSIONS			SEAT DIMENSIONS			BACK DIMENSIONS					
			W	D	H	W	D	H	W	H				
			IN 20.5 MM 521	23 584	33.25 845	18 457	17.5 445	17 432	18 457	15.5 394				
			RTA 00	1 per carton										
 <p>Armless Chair w/Tablet COM: 0.75 YD 0.69 M Unit weight: 29 LB 13.2 KG Carton weight: 36 LB 16.33 KG Carton volume: 23 FT³ 0.65 MT³</p>	Upholstered seat/polypropylene back. Does not stack. Specify (L) left or (R) right tablet.	6623TR 6623TL	610	634	654	678	716	751	786	817	855	891	940	1009
			OVERALL DIMENSIONS			SEAT DIMENSIONS			BACK DIMENSIONS					
			W	D	H	W	D	H	W	H				
			IN 24.5 MM 622	27.75 705	33.25 845	18 457	17.5 445	17 432	18 457	15.5 394				
			RTA 2	2 per carton (pricing and specifications are for one chair)										












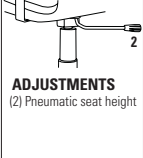


DESCRIPTION	FEATURES	MODEL#	STANDARD TEXTILE GRADES														
			1	2	3	4	5	6	7	8	9	10	11	12			
 <p>Armless Chair w/Tablet and Backpack Rack COM: 0.75 YD 0.69 M Unit weight: 30 LB 13.6 KG Carton weight: 35 LB 15.88 KG Carton volume: 16.25 FT³ 0.46 MT³</p>	Upholstered seat/polypropylene back. Does not stack. Specify (L) left or (R) right tablet.	6623TRP 6623TLP	774	798	818	842	880	915	950	981	1019	1055	1104	1173			
			OVERALL DIMENSIONS			SEAT DIMENSIONS			BACK DIMENSIONS								
			W	D	H	W	D	H	W	H							
			IN 24.5	27.75	33.25	18	17.5	17	18	15.5							
			MM 622	705	845	457	445	432	457	394							
		RTA 00	1 per carton														
List price													6624	810			
OVERALL DIMENSIONS			SEAT DIMENSIONS			BACK DIMENSIONS											
W	D	H	W	D	H	W	H										
IN 22.5	51	38.25	-	-	-	-	-										
MM 572	1295	972	-	-	-	-	-										
		RTA 1	1 per carton														
List price													6626	20			
 <p>Dolly COM: N/A Unit weight: 33 LB 15 KG Carton weight: 40 LB 18.14 KG Carton volume: 9.5 FT³ 0.26 MT³</p>			22.5	51	38.25	-	-	-	-	-	-	-	-				
			OVERALL DIMENSIONS			SEAT DIMENSIONS			BACK DIMENSIONS								
			W	D	H	W	D	H	W	H							
			IN 22.5	51	38.25	-	-	-	-	-							
			MM 572	1295	972	-	-	-	-	-							
		RTA 1	1 per carton														
List price													6626	20			
 <p>Ganging Clamps - Set of 2 COM: N/A Unit weight: 0.25 LB 0.1 KG Carton weight: 0.3 LB 0.14 KG Carton volume: 0.04 FT³ 0.001 MT³</p>	For amchairs and models without built in ganging device (G).		1	6.5	0.75	-	-	-	-	-	-	-					
			OVERALL DIMENSIONS			SEAT DIMENSIONS			BACK DIMENSIONS								
			W	D	H	W	D	H	W	H							
			IN 1	6.5	0.75	-	-	-	-	-							
			MM 25	165	19	-	-	-	-	-							
		RTA 00		Pricing is for the set, specifications are for one bracket													
 <p>Armchair COM: 0.75 YD 0.69 M Unit weight: 24 LB 10.9 KG Carton weight: 27.25 LB 12.36 KG Carton volume: 26.75 FT³ 0.75 MT³</p>	Upholstered seat & back. Stacks 5 high on floor. Stacks 12 high on dolly.	6627	454	478	498	522	560	595	630	661	699	735	784	853			
			OVERALL DIMENSIONS			SEAT DIMENSIONS			BACK DIMENSIONS								
			W	D	H	W	D	H	W	H							
			IN 25.5	23	33.25	18	17	17	18	15.5							
			MM 648	584	845	457	432	432	457	394							
		RTA 00	4 per carton (pricing and specifications are for one chair)														
 <p>Armchair w/Backpack Rack COM: 0.75 YD 0.69 M Unit weight: 26 LB 11.8 KG Carton weight: 31 LB 14.06 KG Carton volume: 13.25 FT³ 0.37 MT³</p>	Upholstered seat & back. Does not stack.	6627P	612	636	656	680	718	753	788	819	857	893	942	1011			
			OVERALL DIMENSIONS			SEAT DIMENSIONS			BACK DIMENSIONS								
			W	D	H	W	D	H	W	H							
			IN 25.5	23	33.25	18	17	17	18	15.5							
			MM 648	584	845	457	432	432	457	394							
		RTA 00	1 per carton														


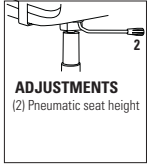
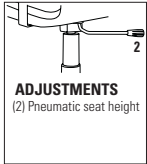

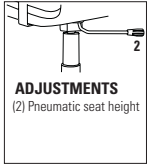

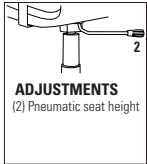
DESCRIPTION	FEATURES	MODEL#	STANDARD TEXTILE GRADES											
			1	2	3	4	5	6	7	8	9	10	11	12
 <p>Armchair w/Tablet COM: 0.75 YD 0.69 M Unit weight: 32 LB 14.5 KG Carton weight: 38 LB 17.24 KG Carton volume: 16 FT³ 0.45 MT³</p>	Upholstered seat & back. Does not stack. Specify (L) left or (R) right tablet.	6627TR 6627TL	728	752	772	796	834	869	904	935	973	1009	1058	1127
			OVERALL DIMENSIONS			SEAT DIMENSIONS			BACK DIMENSIONS					
			W	D	H	W	D	H	W	H				
			IN 26.25 MM 667	27.75 705	33.25 845	18 457	17 432	17 432	18 457	15.5 394				
			RTA 2	2 per carton (pricing and specifications are for one chair)										
 <p>Armchair w/Tablet and Backpack Rack COM: 0.75 YD 0.69 M Unit weight: 34 LB 15.5 KG Carton weight: 39 LB 17.69 KG Carton volume: 16.25 FT³ 0.46 MT³</p>	Upholstered seat & back. Does not stack. Specify (L) left or (R) right tablet.	6627TRP 6627TLP	890	914	934	958	996	1031	1066	1097	1135	1171	1220	1289
			OVERALL DIMENSIONS			SEAT DIMENSIONS			BACK DIMENSIONS					
			W	D	H	W	D	H	W	H				
			IN 26.25 MM 667	27.75 705	33.25 845	18 457	17 432	17 432	18 457	15.5 394				
			RTA 00	1 per carton										
  <p>Armless Chair COM: 0.75 YD 0.69 M Unit weight: 23 LB 10.5 KG Carton weight: 26.25 LB 11.91 KG Carton volume: 19.25 FT³ 0.54 MT³</p>	Upholstered seat & back. Stacks 5 high on floor. Stacks 12 high on dolly.	6628 6628G Ganging	383	407	427	451	489	524	559	590	628	664	713	782
			OVERALL DIMENSIONS			SEAT DIMENSIONS			BACK DIMENSIONS					
			W	D	H	W	D	H	W	H				
			IN 20.5 MM 521	23 584	33.25 845	18 457	17 432	17 432	18 457	15.5 394				
			RTA 00	4 per carton (pricing and specifications are for one chair)										
  <p>Armless Chair w/Backpack Rack COM: 0.75 YD 0.69 M Unit weight: 25 LB 11.4 KG Carton weight: 30 LB 13.61 KG Carton volume: 11.25 FT³ 0.31 MT³</p>	Upholstered seat & back. Does not stack.	6628P 6628GP Ganging	546	570	590	614	652	687	722	753	791	827	876	945
			OVERALL DIMENSIONS			SEAT DIMENSIONS			BACK DIMENSIONS					
			W	D	H	W	D	H	W	H				
			IN 20.5 MM 521	23 584	33.25 845	18 457	17 432	17 432	18 457	15.5 394				
			RTA 00	1 per carton										
 <p>Armless Chair w/Tablet COM: 0.75 YD 0.69 M Unit weight: 31 LB 14.1 KG Carton weight: 38 LB 17.24 KG Carton volume: 23 FT³ 0.65 MT³</p>	Upholstered seat & back. Does not stack. Specify (L) left or (R) right tablet.	6628TR 6628TL	660	684	704	728	766	801	836	867	905	941	990	1059
			OVERALL DIMENSIONS			SEAT DIMENSIONS			BACK DIMENSIONS					
			W	D	H	W	D	H	W	H				
			IN 24.5 MM 622	27.75 705	33.25 845	18 457	17 432	17 432	18 457	15.5 394				
			RTA 2	2 per carton (pricing and specifications are for one chair)										


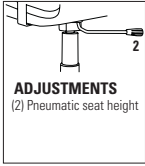

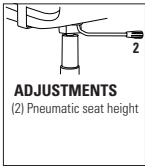

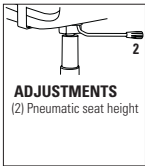


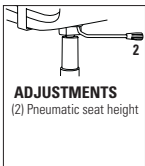

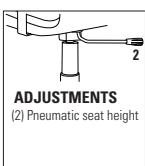
DESCRIPTION	FEATURES	MODEL#	STANDARD TEXTILE GRADES											
			1	2	3	4	5	6	7	8	9	10	11	12
 <p>Armless Chair w/Tablet and Backpack Rack COM: 0.75 YD 0.69 M Unit weight: 33 LB 15 KG Carton weight: 38 LB 17.24 KG Carton volume: 16.25 FT³ 0.46 MT³</p>	Upholstered seat & back. Does not stack. Specify (L) left or (R) right tablet.	6628TRP 6628TLP	822	846	866	890	928	963	998	1029	1067	1103	1152	1221
			OVERALL DIMENSIONS			SEAT DIMENSIONS			BACK DIMENSIONS					
			W	D	H	W	D	H	W	H				
			IN 24.5	27.75	33.25	18	17	17	18	15.5				
			MM 622	705	845	457	432	432	457	394				
			RTA 00		1 per carton									
 <p>Bar Stool w/Arms COM: N/A Unit weight: 27 LB 12.3 KG Carton weight: 30 LB 13.61 KG Carton volume: 21.5 FT³ 0.6 MT³</p>	Polypropylene seat & back. Stacks 5 high on floor.	List price												
		6630	504											
		OVERALL DIMENSIONS			SEAT DIMENSIONS			BACK DIMENSIONS						
		W	D	H	W	D	H	W	H					
		IN 25.5	23.5	45	18	17.5	29.5	18	16					
MM 648	597	1143	457	445	749	457	406							
			RTA 00		2 per carton (pricing and specifications are for one chair)									
 <p>Armless Bar Stool COM: N/A Unit weight: 26 LB 11.8 KG Carton weight: 30.5 LB 13.83 KG Carton volume: 18.25 FT³ 0.51 MT³</p>	Polypropylene seat & back. Stacks 12 high on floor.	List price												
		6631	436											
		OVERALL DIMENSIONS			SEAT DIMENSIONS			BACK DIMENSIONS						
		W	D	H	W	D	H	W	H					
		IN 20.75	23.5	45	18	17.5	29.5	18	16					
MM 527	597	1143	457	445	749	457	406							
			RTA 00		2 per carton (pricing and specifications are for one chair)									
 <p>Bar Stool w/Arms COM: 0.75 YD 0.69 M Unit weight: 28 LB 12.7 KG Carton weight: 31 LB 14.06 KG Carton volume: 21.5 FT³ 0.6 MT³</p>	Upholstered seat/polypropylene back. Stacks 5 high on floor.	List price												
		6632	599	623	643	667	705	740	775	806	844	880	929	998
		OVERALL DIMENSIONS			SEAT DIMENSIONS			BACK DIMENSIONS						
		W	D	H	W	D	H	W	H					
		IN 25.5	23.5	45	18	17.5	30	18	15.5					
MM 648	597	1143	457	445	762	457	394							
			RTA 00		2 per carton (pricing and specifications are for one chair)									
 <p>Armless Bar Stool COM: 0.75 YD 0.69 M Unit weight: 27 LB 12.3 KG Carton weight: 31.5 LB 14.29 KG Carton volume: 18.25 FT³ 0.51 MT³</p>	Upholstered seat/polypropylene back. Stacks 5 high on floor.	List price												
		6633	528	552	572	596	634	669	704	735	773	809	858	927
		OVERALL DIMENSIONS			SEAT DIMENSIONS			BACK DIMENSIONS						
		W	D	H	W	D	H	W	H					
		IN 20.75	23.5	45	18	17.5	30	18	15.5					
MM 527	597	1143	457	445	762	457	394							
			RTA 00		2 per carton (pricing and specifications are for one chair)									


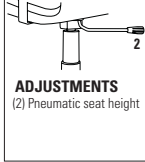

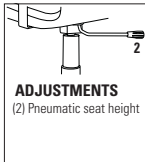


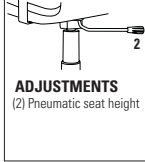

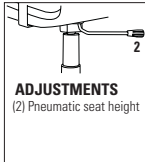

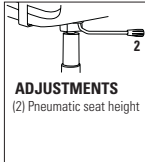
DESCRIPTION	FEATURES	MODEL#	STANDARD TEXTILE GRADES											
			1	2	3	4	5	6	7	8	9	10	11	12
 <p>Bar Stool w/Arms COM: 0.75 YD 0.69 M Unit weight: 28.5 LB 13 KG Carton weight: 31.5 LB 14.29 KG Carton volume: 21.5 FT³ 0.6 MT³</p>	Upholstered seat & back. Stacks 3 high on floor.	6637	648	672	692	716	754	789	824	855	893	929	978	1047
			OVERALL DIMENSIONS			SEAT DIMENSIONS			BACK DIMENSIONS					
			W	D	H	W	D	H	W	H				
			IN 25.5	23.5	45	18	17	30	18	15.5				
			MM 648	597	1143	457	432	762	457	394				
		RTA 00	2 per carton (pricing and specifications are for one chair)											
 <p>Armless Bar Stool COM: 0.75 YD 0.69 M Unit weight: 27.5 LB 12.5 KG Carton weight: 32 LB 14.51 KG Carton volume: 18.25 FT³ 0.51 MT³</p>	Upholstered seat & back. Stacks 3 high on floor.	6638	579	603	623	647	685	720	755	786	824	860	909	978
			OVERALL DIMENSIONS			SEAT DIMENSIONS			BACK DIMENSIONS					
			W	D	H	W	D	H	W	H				
			IN 20.75	23.5	45	18	17	30	18	15.5				
			MM 527	597	1143	457	432	762	457	394				
		RTA 00	2 per carton (pricing and specifications are for one chair)											
 <p>Counter Stool w/Arms COM: N/A Unit weight: 22 LB 10 KG Carton weight: 25 LB 11.34 KG Carton volume: 21.5 FT³ 0.6 MT³</p>	Polypropylene seat & back. Stacks 5 high on floor.	6660	List price											
			471											
			OVERALL DIMENSIONS			SEAT DIMENSIONS			BACK DIMENSIONS					
			W	D	H	W	D	H	W	H				
			IN 25.5	23.5	39.5	18	17.5	24	18	16				
MM 648	597	1003	457	445	610	457	406							
		RTA 00	2 per carton (pricing and specifications are for one chair)											
 <p>Armless Counter Stool COM: N/A Unit weight: 21 LB 9.5 KG Carton weight: 25.5 LB 11.57 KG Carton volume: 18.25 FT³ 0.51 MT³</p>	Polypropylene seat & back. Stacks 12 high on floor.	6661	List price											
			403											
			OVERALL DIMENSIONS			SEAT DIMENSIONS			BACK DIMENSIONS					
			W	D	H	W	D	H	W	H				
			IN 20.75	23.5	39.5	18	17.5	24	18	16				
MM 527	597	1003	457	445	610	457	406							
		RTA 00	2 per carton (pricing and specifications are for one chair)											
 <p>Counter Stool w/Arms COM: 0.75 YD 0.69 M Unit weight: 23 LB 10.5 KG Carton weight: 26 LB 11.79 KG Carton volume: 21.5 FT³ 0.6 MT³</p>	Upholstered seat/polypropylene back. Stacks 5 high on floor.	6662	566	590	610	634	672	707	742	773	811	847	896	965
			OVERALL DIMENSIONS			SEAT DIMENSIONS			BACK DIMENSIONS					
			W	D	H	W	D	H	W	H				
			IN 25.5	23.5	39.5	18	17.5	24.5	18	15.5				
			MM 648	597	1003	457	445	622	457	394				
		RTA 00	2 per carton (pricing and specifications are for one chair)											


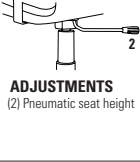

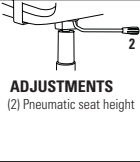

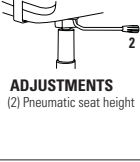

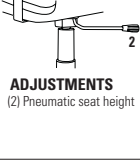

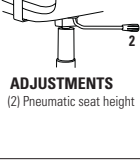
DESCRIPTION	FEATURES	MODEL#	STANDARD TEXTILE GRADES														
			1	2	3	4	5	6	7	8	9	10	11	12			
 <p>Armless Counter Stool COM: 0.75 YD 0.69 M Unit weight: 22 LB 10 KG Carton weight: 26.5 LB 12.02 KG Carton volume: 18.25 FT³ 0.51 MT³</p>	Upholstered seat/polypropylene back. Stacks 5 high on floor.	6663	497	521	541	565	603	638	673	704	742	778	827	896			
			OVERALL DIMENSIONS			SEAT DIMENSIONS			BACK DIMENSIONS								
			W	D	H	W	D	H	W	H							
			IN 20.75	23.5	39.5	18	17.5	24.5	18	15.5							
			MM 527	597	1003	457	445	622	457	394							
			RTA 00 2 per carton (pricing and specifications are for one chair)														
 <p>Counter Stool w/Arms COM: 0.75 YD 0.69 M Unit weight: 23.5 LB 10.7 KG Carton weight: 26.5 LB 12.02 KG Carton volume: 21.5 FT³ 0.6 MT³</p>	Upholstered seat & back. Stacks 3 high on floor.	6667	612	636	656	680	718	753	788	819	857	893	942	1011			
			OVERALL DIMENSIONS			SEAT DIMENSIONS			BACK DIMENSIONS								
			W	D	H	W	D	H	W	H							
			IN 25.5	23.5	39.5	18	17	24.5	18	15.5							
			MM 648	597	1003	457	432	622	457	394							
			RTA 00 2 per carton (pricing and specifications are for one chair)														
 <p>Armless Counter Stool COM: 0.75 YD 0.69 M Unit weight: 22.5 LB 10.2 KG Carton weight: 25.5 LB 11.57 KG Carton volume: 17.5 FT³ 0.49 MT³</p>	Upholstered seat & back. Stacks 3 high on floor.	6668	546	570	590	614	652	687	722	753	791	827	876	945			
			OVERALL DIMENSIONS			SEAT DIMENSIONS			BACK DIMENSIONS								
			W	D	H	W	D	H	W	H							
			IN 20.75	23.5	39.5	18	17	24.5	18	15.5							
			MM 527	597	1003	457	432	622	457	394							
			RTA 00 2 per carton (pricing and specifications are for one chair)														
 <p>Seat Unit w/Arms COM: N/A Unit weight: 17 LB 7.7 KG Carton weight: 19 LB 8.62 KG Carton volume: 9.75 FT³ 0.27 MT³</p>	Polypropylene seat & back. Use with beam. See Beam Seating.	6690	List price														
						407											
			OVERALL DIMENSIONS			SEAT DIMENSIONS			BACK DIMENSIONS								
			W	D	H	W	D	H	W	H							
			IN 25.5	21	18	18	17.5	-	18	16							
MM 648	533	457	457	445	-	457	406										
			RTA 00  2 per carton (pricing and specifications are for one seat unit)														
 <p>Armless Seat Unit COM: N/A Unit weight: 16 LB 7.3 KG Carton weight: 18 LB 8.16 KG Carton volume: 6.5 FT³ 0.18 MT³</p>	Polypropylene seat & back. Use with beam. See Beam Seating.	6691	List price														
						338											
			OVERALL DIMENSIONS			SEAT DIMENSIONS			BACK DIMENSIONS								
			W	D	H	W	D	H	W	H							
			IN 18	21	18	18	17.5	-	18	16							
MM 457	533	457	457	445	-	457	406										
			RTA 00  2 per carton (pricing and specifications are for one seat unit)														


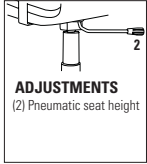

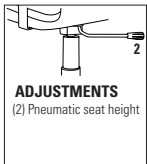

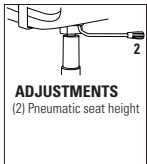

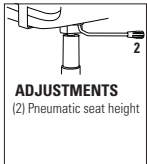


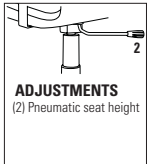

DESCRIPTION	FEATURES	MODEL#	STANDARD TEXTILE GRADES												
			1	2	3	4	5	6	7	8	9	10	11	12	
 <p>Seat Unit w/Arms COM: 0.75 YD 0.69 M Unit weight: 17 LB 7.7 KG Carton weight: 19 LB 8.62 KG Carton volume: 9.75 FT³ 0.27 MT³</p>	Upholstered seat/polypropylene back. Use with beam. See Beam Seating.	6692	499	523	543	567	605	640	675	706	744	780	829	898	
			OVERALL DIMENSIONS			SEAT DIMENSIONS			BACK DIMENSIONS						
			W	D	H	W	D	H	W	H					
			IN 25.5 MM 648	21 533	18 457	18 457	17.5 445	- -	18 457	15.5 394					
			  2 per carton (pricing and specifications are for one seat unit)												
 <p>Armless Seat Unit COM: 0.75 YD 0.69 M Unit weight: 17 LB 7.7 KG Carton weight: 19 LB 8.62 KG Carton volume: 6.5 FT³ 0.18 MT³</p>	Upholstered seat/polypropylene back. Use with beam. See Beam Seating.	6693	432	456	476	500	538	573	608	639	677	713	762	831	
			OVERALL DIMENSIONS			SEAT DIMENSIONS			BACK DIMENSIONS						
			W	D	H	W	D	H	W	H					
			IN 18 MM 457	21 533	18 457	18 457	17.5 445	- -	18 457	15.5 394					
			  2 per carton (pricing and specifications are for one seat unit)												
 <p>Seat Unit w/Arms COM: 0.75 YD 0.69 M Unit weight: 18 LB 8.2 KG Carton weight: 20 LB 9.07 KG Carton volume: 9.75 FT³ 0.27 MT³</p>	Upholstered seat & back. Use with beam. See Beam Seating.	6697	550	574	594	618	656	691	726	757	795	831	880	949	
			OVERALL DIMENSIONS			SEAT DIMENSIONS			BACK DIMENSIONS						
			W	D	H	W	D	H	W	H					
			IN 25.5 MM 648	21 533	18 457	18 457	17 432	- -	18 457	15.5 394					
			  2 per carton (pricing and specifications are for one seat unit)												
 <p>Armless Seat Unit COM: 0.75 YD 0.69 M Unit weight: 17 LB 7.7 KG Carton weight: 19 LB 8.62 KG Carton volume: 6.5 FT³ 0.18 MT³</p>	Upholstered seat & back. Use with beam. See Beam Seating.	6698	482	506	526	550	588	623	658	689	727	763	812	881	
			OVERALL DIMENSIONS			SEAT DIMENSIONS			BACK DIMENSIONS						
			W	D	H	W	D	H	W	H					
			IN 18 MM 457	21 533	18 457	18 457	17 432	- -	18 457	15.5 394					
			  2 per carton (pricing and specifications are for one seat unit)												
 <p>Task w/Arms COM: N/A Unit weight: 27 LB 12.3 KG Carton weight: 32 LB 14.51 KG Carton volume: 9.75 FT³ 0.27 MT³</p>	 <p>ADJUSTMENTS (2) Pneumatic seat height</p>	Polypropylene seat & back. Ergonomic features: C, M	List price												
			6720	541											
				OVERALL DIMENSIONS			SEAT DIMENSIONS			BACK DIMENSIONS					
				W	D	H	W	D	H	W	H				
IN 25.5 MM 648	21.5 546	32.5 826	18 457	17.5 445	14-19 356-483	18 457	16 406								
			  1 per carton												


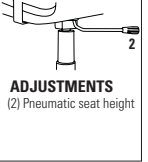


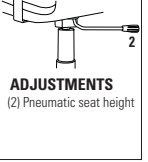


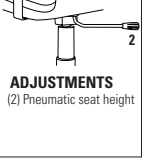


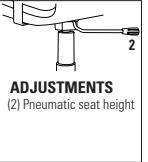

DESCRIPTION	FEATURES	MODEL#	STANDARD TEXTILE GRADES																																
 <p>Task w/Arms Pedestal Base COM: N/A Unit weight: 27 LB 12.3 KG Carton weight: 37 LB 16.78 KG Carton volume: 10.75 FT³ 0.3 MT³</p>	 <p>ADJUSTMENTS (2) Pneumatic seat height</p> <p>Polypropylene seat & back.</p> <p>Ergonomic features: C, M</p>	<p>List price</p> <p>6720PB 769</p>																																	
		<table border="1"> <thead> <tr> <th colspan="3">OVERALL DIMENSIONS</th> <th colspan="3">SEAT DIMENSIONS</th> <th colspan="2">BACK DIMENSIONS</th> </tr> <tr> <th>W</th> <th>D</th> <th>H</th> <th>W</th> <th>D</th> <th>H</th> <th>W</th> <th>H</th> </tr> </thead> <tbody> <tr> <td>IN 25.5</td> <td>21.5</td> <td>33</td> <td>18</td> <td>17.5</td> <td>16-18</td> <td>18</td> <td>16</td> </tr> <tr> <td>MM 648</td> <td>546</td> <td>838</td> <td>457</td> <td>445</td> <td>406-457</td> <td>457</td> <td>406</td> </tr> </tbody> </table>	OVERALL DIMENSIONS			SEAT DIMENSIONS			BACK DIMENSIONS		W	D	H	W	D	H	W	H	IN 25.5	21.5	33	18	17.5	16-18	18	16	MM 648	546	838	457	445	406-457	457	406	
		OVERALL DIMENSIONS			SEAT DIMENSIONS			BACK DIMENSIONS																											
W	D	H	W	D	H	W	H																												
IN 25.5	21.5	33	18	17.5	16-18	18	16																												
MM 648	546	838	457	445	406-457	457	406																												
<p>RTA 1 1 per carton</p>																																			
 <p>Task w/Arms and Tablet COM: N/A Unit weight: 33 LB 15 KG Carton weight: 40 LB 18.14 KG Carton volume: 15.75 FT³ 0.44 MT³</p>	 <p>ADJUSTMENTS (2) Pneumatic seat height</p> <p>Polypropylene seat & back.</p> <p>Ergonomic features: C, M</p> <p>Specify (L) left or (R) right tablet.</p>	<p>List price</p> <p>6720TR 815 6720TL</p>																																	
		<table border="1"> <thead> <tr> <th colspan="3">OVERALL DIMENSIONS</th> <th colspan="3">SEAT DIMENSIONS</th> <th colspan="2">BACK DIMENSIONS</th> </tr> <tr> <th>W</th> <th>D</th> <th>H</th> <th>W</th> <th>D</th> <th>H</th> <th>W</th> <th>H</th> </tr> </thead> <tbody> <tr> <td>IN 26.5</td> <td>25.5</td> <td>33.25</td> <td>18</td> <td>17.5</td> <td>14.5-19.5</td> <td>18</td> <td>16</td> </tr> <tr> <td>MM 673</td> <td>648</td> <td>845</td> <td>457</td> <td>445</td> <td>368-495</td> <td>457</td> <td>406</td> </tr> </tbody> </table>	OVERALL DIMENSIONS			SEAT DIMENSIONS			BACK DIMENSIONS		W	D	H	W	D	H	W	H	IN 26.5	25.5	33.25	18	17.5	14.5-19.5	18	16	MM 673	648	845	457	445	368-495	457	406	
		OVERALL DIMENSIONS			SEAT DIMENSIONS			BACK DIMENSIONS																											
W	D	H	W	D	H	W	H																												
IN 26.5	25.5	33.25	18	17.5	14.5-19.5	18	16																												
MM 673	648	845	457	445	368-495	457	406																												
<p>RTA 00 1 per carton</p>																																			
 <p>Task w/Arms and Tablet Pedestal Base COM: N/A Unit weight: 36 LB 16.4 KG Carton weight: 45 LB 20.41 KG Carton volume: 10.75 FT³ 0.3 MT³</p>	 <p>ADJUSTMENTS (2) Pneumatic seat height</p> <p>Polypropylene seat & back.</p> <p>Ergonomic features: C, M</p> <p>Specify (L) left or (R) right tablet.</p>	<p>List price</p> <p>6720TRPB 1043 6720TLPB</p>																																	
		<table border="1"> <thead> <tr> <th colspan="3">OVERALL DIMENSIONS</th> <th colspan="3">SEAT DIMENSIONS</th> <th colspan="2">BACK DIMENSIONS</th> </tr> <tr> <th>W</th> <th>D</th> <th>H</th> <th>W</th> <th>D</th> <th>H</th> <th>W</th> <th>H</th> </tr> </thead> <tbody> <tr> <td>IN 26.5</td> <td>25.5</td> <td>33</td> <td>18</td> <td>17.5</td> <td>16-18</td> <td>18</td> <td>16</td> </tr> <tr> <td>MM 673</td> <td>648</td> <td>838</td> <td>457</td> <td>445</td> <td>406-457</td> <td>457</td> <td>406</td> </tr> </tbody> </table>	OVERALL DIMENSIONS			SEAT DIMENSIONS			BACK DIMENSIONS		W	D	H	W	D	H	W	H	IN 26.5	25.5	33	18	17.5	16-18	18	16	MM 673	648	838	457	445	406-457	457	406	
		OVERALL DIMENSIONS			SEAT DIMENSIONS			BACK DIMENSIONS																											
W	D	H	W	D	H	W	H																												
IN 26.5	25.5	33	18	17.5	16-18	18	16																												
MM 673	648	838	457	445	406-457	457	406																												
<p>RTA 1 1 per carton</p>																																			
 <p>Task Armless COM: N/A Unit weight: 26 LB 11.8 KG Carton weight: 31 LB 14.06 KG Carton volume: 9.75 FT³ 0.27 MT³</p>	 <p>ADJUSTMENTS (2) Pneumatic seat height</p> <p>Polypropylene seat & back.</p> <p>Ergonomic features: C, M</p>	<p>List price</p> <p>6721 468</p>																																	
		<table border="1"> <thead> <tr> <th colspan="3">OVERALL DIMENSIONS</th> <th colspan="3">SEAT DIMENSIONS</th> <th colspan="2">BACK DIMENSIONS</th> </tr> <tr> <th>W</th> <th>D</th> <th>H</th> <th>W</th> <th>D</th> <th>H</th> <th>W</th> <th>H</th> </tr> </thead> <tbody> <tr> <td>IN 18</td> <td>21.5</td> <td>32.5</td> <td>18</td> <td>17.5</td> <td>14-19</td> <td>18</td> <td>16</td> </tr> <tr> <td>MM 457</td> <td>546</td> <td>826</td> <td>457</td> <td>445</td> <td>356-483</td> <td>457</td> <td>406</td> </tr> </tbody> </table>	OVERALL DIMENSIONS			SEAT DIMENSIONS			BACK DIMENSIONS		W	D	H	W	D	H	W	H	IN 18	21.5	32.5	18	17.5	14-19	18	16	MM 457	546	826	457	445	356-483	457	406	
		OVERALL DIMENSIONS			SEAT DIMENSIONS			BACK DIMENSIONS																											
W	D	H	W	D	H	W	H																												
IN 18	21.5	32.5	18	17.5	14-19	18	16																												
MM 457	546	826	457	445	356-483	457	406																												
<p>RTA 1  1 per carton</p>																																			
 <p>Task Armless Pedestal Base COM: N/A Unit weight: 28 LB 12.7 KG Carton weight: 37 LB 16.78 KG Carton volume: 10.75 FT³ 0.3 MT³</p>	 <p>ADJUSTMENTS (2) Pneumatic seat height</p> <p>Polypropylene seat & back.</p> <p>Ergonomic features: C, M</p>	<p>List price</p> <p>6721PB 696</p>																																	
		<table border="1"> <thead> <tr> <th colspan="3">OVERALL DIMENSIONS</th> <th colspan="3">SEAT DIMENSIONS</th> <th colspan="2">BACK DIMENSIONS</th> </tr> <tr> <th>W</th> <th>D</th> <th>H</th> <th>W</th> <th>D</th> <th>H</th> <th>W</th> <th>H</th> </tr> </thead> <tbody> <tr> <td>IN 18</td> <td>21.5</td> <td>33</td> <td>18</td> <td>17.5</td> <td>16-18</td> <td>18</td> <td>16</td> </tr> <tr> <td>MM 457</td> <td>546</td> <td>838</td> <td>457</td> <td>445</td> <td>406-457</td> <td>457</td> <td>406</td> </tr> </tbody> </table>	OVERALL DIMENSIONS			SEAT DIMENSIONS			BACK DIMENSIONS		W	D	H	W	D	H	W	H	IN 18	21.5	33	18	17.5	16-18	18	16	MM 457	546	838	457	445	406-457	457	406	
		OVERALL DIMENSIONS			SEAT DIMENSIONS			BACK DIMENSIONS																											
W	D	H	W	D	H	W	H																												
IN 18	21.5	33	18	17.5	16-18	18	16																												
MM 457	546	838	457	445	406-457	457	406																												
<p>RTA 1 1 per carton</p>																																			

DESCRIPTION	FEATURES	MODEL#	STANDARD TEXTILE GRADES																																
 <p>Task Armless w/Tablet COM: N/A Unit weight: 32 LB 14.5 KG Carton weight: 39 LB 17.69 KG Carton volume: 15.75 FT³ 0.44 MT³</p>	 <p>ADJUSTMENTS (2) Pneumatic seat height</p>	<p>List price</p> <p>6721TR 746 6721TL</p>																																	
			<table border="1"> <thead> <tr> <th rowspan="2"></th> <th colspan="3">OVERALL DIMENSIONS</th> <th colspan="3">SEAT DIMENSIONS</th> <th colspan="2">BACK DIMENSIONS</th> </tr> <tr> <th>W</th> <th>D</th> <th>H</th> <th>W</th> <th>D</th> <th>H</th> <th>W</th> <th>H</th> </tr> </thead> <tbody> <tr> <td>IN</td> <td>23.5</td> <td>25.5</td> <td>33.25</td> <td>18</td> <td>17.5</td> <td>14.5-19.5</td> <td>18</td> <td>16</td> </tr> <tr> <td>MM</td> <td>597</td> <td>648</td> <td>845</td> <td>457</td> <td>445</td> <td>368-495</td> <td>457</td> <td>406</td> </tr> </tbody> </table> <p>RTA 00 1 per carton</p>		OVERALL DIMENSIONS			SEAT DIMENSIONS			BACK DIMENSIONS		W	D	H	W	D	H	W	H	IN	23.5	25.5	33.25	18	17.5	14.5-19.5	18	16	MM	597	648	845	457	445
	OVERALL DIMENSIONS				SEAT DIMENSIONS			BACK DIMENSIONS																											
	W	D	H	W	D	H	W	H																											
IN	23.5	25.5	33.25	18	17.5	14.5-19.5	18	16																											
MM	597	648	845	457	445	368-495	457	406																											
 <p>Task Armless w/Tablet Pedestal Base COM: N/A Unit weight: 34 LB 15.5 KG Carton weight: 43 LB 19.5 KG Carton volume: 10.75 FT³ 0.3 MT³</p>	 <p>ADJUSTMENTS (2) Pneumatic seat height</p>	<p>List price</p> <p>6721TRPB 972 6721TLPB</p>																																	
			<table border="1"> <thead> <tr> <th rowspan="2"></th> <th colspan="3">OVERALL DIMENSIONS</th> <th colspan="3">SEAT DIMENSIONS</th> <th colspan="2">BACK DIMENSIONS</th> </tr> <tr> <th>W</th> <th>D</th> <th>H</th> <th>W</th> <th>D</th> <th>H</th> <th>W</th> <th>H</th> </tr> </thead> <tbody> <tr> <td>IN</td> <td>23.5</td> <td>25.5</td> <td>33</td> <td>18</td> <td>17.5</td> <td>16-18</td> <td>18</td> <td>16</td> </tr> <tr> <td>MM</td> <td>597</td> <td>648</td> <td>838</td> <td>457</td> <td>445</td> <td>406-457</td> <td>457</td> <td>406</td> </tr> </tbody> </table> <p>RTA 1 1 per carton</p>		OVERALL DIMENSIONS			SEAT DIMENSIONS			BACK DIMENSIONS		W	D	H	W	D	H	W	H	IN	23.5	25.5	33	18	17.5	16-18	18	16	MM	597	648	838	457	445
	OVERALL DIMENSIONS				SEAT DIMENSIONS			BACK DIMENSIONS																											
	W	D	H	W	D	H	W	H																											
IN	23.5	25.5	33	18	17.5	16-18	18	16																											
MM	597	648	838	457	445	406-457	457	406																											
 <p>Task w/Arms COM: 0.75 YD 0.69 M Unit weight: 28 LB 12.7 KG Carton weight: 33 LB 14.97 KG Carton volume: 9.75 FT³ 0.27 MT³</p>	 <p>ADJUSTMENTS (2) Pneumatic seat height</p>	<table border="1"> <thead> <tr> <th></th> <th>1</th> <th>2</th> <th>3</th> <th>4</th> <th>5</th> <th>6</th> <th>7</th> <th>8</th> <th>9</th> <th>10</th> <th>11</th> <th>12</th> </tr> </thead> <tbody> <tr> <td>6722</td> <td>631</td> <td>655</td> <td>675</td> <td>699</td> <td>737</td> <td>772</td> <td>807</td> <td>838</td> <td>876</td> <td>912</td> <td>961</td> <td>1030</td> </tr> </tbody> </table>		1	2	3	4	5	6	7	8	9	10	11	12	6722	631	655	675	699	737	772	807	838	876	912	961	1030							
				1	2	3	4	5	6	7	8	9	10	11	12																				
6722	631	655	675	699	737	772	807	838	876	912	961	1030																							
<table border="1"> <thead> <tr> <th rowspan="2"></th> <th colspan="3">OVERALL DIMENSIONS</th> <th colspan="3">SEAT DIMENSIONS</th> <th colspan="2">BACK DIMENSIONS</th> </tr> <tr> <th>W</th> <th>D</th> <th>H</th> <th>W</th> <th>D</th> <th>H</th> <th>W</th> <th>H</th> </tr> </thead> <tbody> <tr> <td>IN</td> <td>25.5</td> <td>21.5</td> <td>32.5</td> <td>18</td> <td>17.5</td> <td>14.5-19.5</td> <td>18</td> <td>15.5</td> </tr> <tr> <td>MM</td> <td>648</td> <td>546</td> <td>826</td> <td>457</td> <td>445</td> <td>368-495</td> <td>457</td> <td>394</td> </tr> </tbody> </table> <p>RTA 1  1 per carton</p>		OVERALL DIMENSIONS			SEAT DIMENSIONS			BACK DIMENSIONS		W	D	H	W	D	H	W	H	IN	25.5	21.5	32.5	18	17.5	14.5-19.5	18	15.5	MM	648	546	826	457	445	368-495	457	394
		OVERALL DIMENSIONS			SEAT DIMENSIONS			BACK DIMENSIONS																											
	W	D	H	W	D	H	W	H																											
IN	25.5	21.5	32.5	18	17.5	14.5-19.5	18	15.5																											
MM	648	546	826	457	445	368-495	457	394																											
 <p>Task w/Arms Pedestal Base COM: 0.75 YD 0.69 M Unit weight: 30 LB 13.6 KG Carton weight: 40 LB 18.14 KG Carton volume: 10.75 FT³ 0.3 MT³</p>	 <p>ADJUSTMENTS (2) Pneumatic seat height</p>	<table border="1"> <thead> <tr> <th></th> <th>1</th> <th>2</th> <th>3</th> <th>4</th> <th>5</th> <th>6</th> <th>7</th> <th>8</th> <th>9</th> <th>10</th> <th>11</th> <th>12</th> </tr> </thead> <tbody> <tr> <td>6722PB</td> <td>859</td> <td>883</td> <td>903</td> <td>927</td> <td>965</td> <td>1000</td> <td>1035</td> <td>1066</td> <td>1104</td> <td>1140</td> <td>1189</td> <td>1258</td> </tr> </tbody> </table>		1	2	3	4	5	6	7	8	9	10	11	12	6722PB	859	883	903	927	965	1000	1035	1066	1104	1140	1189	1258							
				1	2	3	4	5	6	7	8	9	10	11	12																				
6722PB	859	883	903	927	965	1000	1035	1066	1104	1140	1189	1258																							
<table border="1"> <thead> <tr> <th rowspan="2"></th> <th colspan="3">OVERALL DIMENSIONS</th> <th colspan="3">SEAT DIMENSIONS</th> <th colspan="2">BACK DIMENSIONS</th> </tr> <tr> <th>W</th> <th>D</th> <th>H</th> <th>W</th> <th>D</th> <th>H</th> <th>W</th> <th>H</th> </tr> </thead> <tbody> <tr> <td>IN</td> <td>25.5</td> <td>21.5</td> <td>32.5</td> <td>18</td> <td>17.5</td> <td>16-18</td> <td>18</td> <td>15.5</td> </tr> <tr> <td>MM</td> <td>648</td> <td>546</td> <td>826</td> <td>457</td> <td>445</td> <td>406-457</td> <td>457</td> <td>394</td> </tr> </tbody> </table> <p>RTA 1 1 per carton</p>		OVERALL DIMENSIONS			SEAT DIMENSIONS			BACK DIMENSIONS		W	D	H	W	D	H	W	H	IN	25.5	21.5	32.5	18	17.5	16-18	18	15.5	MM	648	546	826	457	445	406-457	457	394
		OVERALL DIMENSIONS			SEAT DIMENSIONS			BACK DIMENSIONS																											
	W	D	H	W	D	H	W	H																											
IN	25.5	21.5	32.5	18	17.5	16-18	18	15.5																											
MM	648	546	826	457	445	406-457	457	394																											
 <p>Task w/Arms and Tablet COM: 0.75 YD 0.69 M Unit weight: 34 LB 15.5 KG Carton weight: 41 LB 18.6 KG Carton volume: 15.75 FT³ 0.44 MT³</p>	 <p>ADJUSTMENTS (2) Pneumatic seat height</p>	<table border="1"> <thead> <tr> <th></th> <th>1</th> <th>2</th> <th>3</th> <th>4</th> <th>5</th> <th>6</th> <th>7</th> <th>8</th> <th>9</th> <th>10</th> <th>11</th> <th>12</th> </tr> </thead> <tbody> <tr> <td>6722TR 6722TL</td> <td>907</td> <td>931</td> <td>951</td> <td>975</td> <td>1013</td> <td>1048</td> <td>1083</td> <td>1114</td> <td>1152</td> <td>1188</td> <td>1237</td> <td>1306</td> </tr> </tbody> </table>		1	2	3	4	5	6	7	8	9	10	11	12	6722TR 6722TL	907	931	951	975	1013	1048	1083	1114	1152	1188	1237	1306							
				1	2	3	4	5	6	7	8	9	10	11	12																				
6722TR 6722TL	907	931	951	975	1013	1048	1083	1114	1152	1188	1237	1306																							
<table border="1"> <thead> <tr> <th rowspan="2"></th> <th colspan="3">OVERALL DIMENSIONS</th> <th colspan="3">SEAT DIMENSIONS</th> <th colspan="2">BACK DIMENSIONS</th> </tr> <tr> <th>W</th> <th>D</th> <th>H</th> <th>W</th> <th>D</th> <th>H</th> <th>W</th> <th>H</th> </tr> </thead> <tbody> <tr> <td>IN</td> <td>26.5</td> <td>25.5</td> <td>33.25</td> <td>18</td> <td>17.5</td> <td>14.5-19.5</td> <td>18</td> <td>16</td> </tr> <tr> <td>MM</td> <td>673</td> <td>648</td> <td>845</td> <td>457</td> <td>445</td> <td>368-495</td> <td>457</td> <td>406</td> </tr> </tbody> </table> <p>RTA 00 1 per carton</p>		OVERALL DIMENSIONS			SEAT DIMENSIONS			BACK DIMENSIONS		W	D	H	W	D	H	W	H	IN	26.5	25.5	33.25	18	17.5	14.5-19.5	18	16	MM	673	648	845	457	445	368-495	457	406
		OVERALL DIMENSIONS			SEAT DIMENSIONS			BACK DIMENSIONS																											
	W	D	H	W	D	H	W	H																											
IN	26.5	25.5	33.25	18	17.5	14.5-19.5	18	16																											
MM	673	648	845	457	445	368-495	457	406																											

DESCRIPTION	FEATURES	MODEL#	STANDARD TEXTILE GRADES														
			1	2	3	4	5	6	7	8	9	10	11	12			
 <p>Task w/Arms and Tablet Pedestal Base COM: 0.75 YD 0.69 M Unit weight: 36 LB 16.4 KG Carton weight: 45 LB 20.41 KG Carton volume: 10.75 FT³ 0.3 MT³</p>	 <p>ADJUSTMENTS (2) Pneumatic seat height</p>	<p>Upholstered seat/polypropylene back. Ergonomic features: C, M Specify (L) left or (R) right tablet.</p>	6722TRPB 6722LPB	1135	1159	1179	1203	1241	1276	1311	1342	1380	1416	1465	1534		
			OVERALL DIMENSIONS			SEAT DIMENSIONS			BACK DIMENSIONS								
			W	D	H	W	D	H	W	H							
			IN 26.5	25.5	32.5	18	17.5	16-18	18	16							
			MM 673	648	826	457	445	406-457	457	406							
			RTA 1	1 per carton													
 <p>Task Armless COM: 0.75 YD 0.69 M Unit weight: 27 LB 12.3 KG Carton weight: 32 LB 14.51 KG Carton volume: 9.75 FT³ 0.27 MT³</p>	 <p>ADJUSTMENTS (2) Pneumatic seat height</p>	<p>Upholstered seat/polypropylene back. Ergonomic features: C, M</p>	6723	563	587	607	631	669	704	739	770	808	844	893	962		
			OVERALL DIMENSIONS			SEAT DIMENSIONS			BACK DIMENSIONS								
			W	D	H	W	D	H	W	H							
			IN 18	21.5	32.5	18	17.5	14.5-19.5	18	15.5							
			MM 457	546	826	457	445	368-495	457	394							
			RTA 1		1 per carton												
 <p>Task Armless Pedestal Base COM: 0.75 YD 0.69 M Unit weight: 29 LB 13.2 KG Carton weight: 38 LB 17.24 KG Carton volume: 10.75 FT³ 0.3 MT³</p>	 <p>ADJUSTMENTS (2) Pneumatic seat height</p>	<p>Upholstered seat/polypropylene back. Ergonomic features: C, M</p>	6723PB	792	816	836	860	898	933	968	999	1037	1073	1122	1191		
			OVERALL DIMENSIONS			SEAT DIMENSIONS			BACK DIMENSIONS								
			W	D	H	W	D	H	W	H							
			IN 18	21.5	32.5	18	17.5	16-18	18	15.5							
			MM 457	546	826	457	445	406-457	457	394							
			RTA 1	1 per carton													
 <p>Task Armless w/Tablet COM: 0.75 YD 0.69 M Unit weight: 34 LB 15.5 KG Carton weight: 41 LB 18.6 KG Carton volume: 15.75 FT³ 0.44 MT³</p>	 <p>ADJUSTMENTS (2) Pneumatic seat height</p>	<p>Upholstered seat/polypropylene back. Ergonomic features: C, M Specify (L) left or (R) right tablet.</p>	6723TR 6723TL	839	863	883	907	945	980	1015	1046	1084	1120	1169	1238		
			OVERALL DIMENSIONS			SEAT DIMENSIONS			BACK DIMENSIONS								
			W	D	H	W	D	H	W	H							
			IN 23.5	25.5	33.25	18	17.5	14.5-19.5	18	16							
			MM 597	648	845	457	445	368-495	457	406							
			RTA 00	1 per carton													
 <p>Task Armless w/Tablet Pedestal Base COM: 0.75 YD 0.69 M Unit weight: 36 LB 16.4 KG Carton weight: 45 LB 20.41 KG Carton volume: 10.75 FT³ 0.3 MT³</p>	 <p>ADJUSTMENTS (2) Pneumatic seat height</p>	<p>Upholstered seat/polypropylene back. Ergonomic features: C, M Specify (L) left or (R) right tablet.</p>	6723TRPB 6723LPB	1066	1090	1110	1134	1172	1207	1242	1273	1311	1347	1396	1465		
			OVERALL DIMENSIONS			SEAT DIMENSIONS			BACK DIMENSIONS								
			W	D	H	W	D	H	W	H							
			IN 23.5	25.5	32.5	18	17.5	16-18	18	16							
			MM 597	648	826	457	445	406-457	457	406							
			RTA 1	1 per carton													

DESCRIPTION	FEATURES	MODEL#	STANDARD TEXTILE GRADES													
			1	2	3	4	5	6	7	8	9	10	11	12		
 <p>Task w/Arms COM: 0.75 YD 0.69 M Unit weight: 29 LB 13.2 KG Carton weight: 34 LB 15.42 KG Carton volume: 9.75 FT³ 0.27 MT³</p>	 <p>ADJUSTMENTS (2) Pneumatic seat height</p>	6727	683	707	727	751	789	824	859	890	928	964	1013	1082		
		OVERALL DIMENSIONS			SEAT DIMENSIONS			BACK DIMENSIONS								
		W	D	H	W	D	H	W	H							
		IN 25.5 MM 648	21.5 546	32.5 826	18 457	17 432	14.5-19.5 368-495	18 457	15.5 394							
		RTA 1		courier 1 per carton												
 <p>Task w/Arms Pedestal Base COM: 0.75 YD 0.69 M Unit weight: 31 LB 14.1 KG Carton weight: 40 LB 18.14 KG Carton volume: 10.75 FT³ 0.3 MT³</p>	 <p>ADJUSTMENTS (2) Pneumatic seat height</p>	6727PB	909	933	953	977	1015	1050	1085	1116	1154	1190	1239	1308		
		OVERALL DIMENSIONS			SEAT DIMENSIONS			BACK DIMENSIONS								
		W	D	H	W	D	H	W	H							
		IN 25.5 MM 648	21.5 546	32.5 826	18 457	17 432	16-18 406-457	18 457	15.5 394							
		RTA 1		1 per carton												
 <p>Task w/Arms and Tablet COM: 0.75 YD 0.69 M Unit weight: 35 LB 15.9 KG Carton weight: 42 LB 19.05 KG Carton volume: 15.75 FT³ 0.44 MT³</p>	 <p>ADJUSTMENTS (2) Pneumatic seat height</p>	6727TR 6727TL	957	981	1001	1025	1063	1098	1133	1164	1202	1238	1287	1356		
		OVERALL DIMENSIONS			SEAT DIMENSIONS			BACK DIMENSIONS								
		W	D	H	W	D	H	W	H							
		IN 26.5 MM 673	25.5 648	33.25 845	18 457	17 432	14.5-19.5 368-495	18 457	16 406							
		RTA 00		Specify (L) left or (R) right tablet. 1 per carton												
 <p>Task w/Arms and Tablet Pedestal Base COM: 0.75 YD 0.69 M Unit weight: 37 LB 16.8 KG Carton weight: 46 LB 20.87 KG Carton volume: 10.75 FT³ 0.3 MT³</p>	 <p>ADJUSTMENTS (2) Pneumatic seat height</p>	6727TRPB 6727TLPB	1185	1209	1229	1253	1291	1326	1361	1392	1430	1466	1515	1584		
		OVERALL DIMENSIONS			SEAT DIMENSIONS			BACK DIMENSIONS								
		W	D	H	W	D	H	W	H							
		IN 26.5 MM 673	25.5 648	32.25 819	18 457	17 432	16-18 406-457	18 457	16 406							
		RTA 1		Specify (L) left or (R) right tablet. 1 per carton												
 <p>Task Armless COM: 0.75 YD 0.69 M Unit weight: 28 LB 12.7 KG Carton weight: 33 LB 14.97 KG Carton volume: 9.75 FT³ 0.27 MT³</p>	 <p>ADJUSTMENTS (2) Pneumatic seat height</p>	6728	610	634	654	678	716	751	786	817	855	891	940	1009		
		OVERALL DIMENSIONS			SEAT DIMENSIONS			BACK DIMENSIONS								
		W	D	H	W	D	H	W	H							
		IN 18 MM 457	21.5 546	32.5 826	18 457	17 432	14.5-19.5 368-495	18 457	15.5 394							
		RTA 1		courier 1 per carton												

DESCRIPTION	FEATURES	MODEL#	STANDARD TEXTILE GRADES																																						
			1	2	3	4	5	6	7	8	9	10	11	12																											
 <p>Task Armless Pedestal Base COM: 0.75 YD 0.69 M Unit weight: 30 LB 13.6 KG Carton weight: 40 LB 18.14 KG Carton volume: 10.75 FT³ 0.3 MT³</p>	 <p>ADJUSTMENTS (2) Pneumatic seat height</p>	<p>Upholstered seat & back. Ergonomic features: C, M</p>	<table border="1"> <tr> <td>6728PB</td> <td>839</td><td>863</td><td>883</td><td>907</td><td>945</td><td>980</td><td>1015</td><td>1046</td><td>1084</td><td>1120</td><td>1169</td><td>1238</td> </tr> </table>												6728PB	839	863	883	907	945	980	1015	1046	1084	1120	1169	1238														
			6728PB	839	863	883	907	945	980	1015	1046	1084	1120	1169	1238																										
			<table border="1"> <tr> <th colspan="3">OVERALL DIMENSIONS</th> <th colspan="3">SEAT DIMENSIONS</th> <th colspan="3">BACK DIMENSIONS</th> </tr> <tr> <th>W</th><th>D</th><th>H</th> <th>W</th><th>D</th><th>H</th> <th>W</th><th>H</th> </tr> <tr> <td>IN 18</td><td>21.5</td><td>32.5</td> <td>18</td><td>17</td><td>16-18</td> <td>18</td><td>15.5</td> </tr> <tr> <td>MM 457</td><td>546</td><td>826</td> <td>457</td><td>432</td><td>406-457</td> <td>457</td><td>394</td> </tr> </table>			OVERALL DIMENSIONS			SEAT DIMENSIONS			BACK DIMENSIONS			W	D	H	W	D	H	W	H	IN 18	21.5	32.5	18	17	16-18	18	15.5	MM 457	546	826	457	432	406-457	457	394	<p>RTA 1 1 per carton</p>		
			OVERALL DIMENSIONS			SEAT DIMENSIONS			BACK DIMENSIONS																																
W	D	H	W	D	H	W	H																																		
IN 18	21.5	32.5	18	17	16-18	18	15.5																																		
MM 457	546	826	457	432	406-457	457	394																																		
 <p>Task Armless w/Tablet COM: 0.75 YD 0.69 M Unit weight: 35 LB 15.9 KG Carton weight: 42 LB 19.05 KG Carton volume: 15.75 FT³ 0.44 MT³</p>	 <p>ADJUSTMENTS (2) Pneumatic seat height</p>	<p>Upholstered seat & back. Ergonomic features: C, M Specify (L) left or (R) right tablet.</p>	<table border="1"> <tr> <td>6728TR 6728TL</td> <td>887</td><td>911</td><td>931</td><td>955</td><td>993</td><td>1028</td><td>1063</td><td>1094</td><td>1132</td><td>1168</td><td>1217</td><td>1286</td> </tr> </table>												6728TR 6728TL	887	911	931	955	993	1028	1063	1094	1132	1168	1217	1286														
			6728TR 6728TL	887	911	931	955	993	1028	1063	1094	1132	1168	1217	1286																										
			<table border="1"> <tr> <th colspan="3">OVERALL DIMENSIONS</th> <th colspan="3">SEAT DIMENSIONS</th> <th colspan="3">BACK DIMENSIONS</th> </tr> <tr> <th>W</th><th>D</th><th>H</th> <th>W</th><th>D</th><th>H</th> <th>W</th><th>H</th> </tr> <tr> <td>IN 23.5</td><td>25.5</td><td>33.25</td> <td>18</td><td>17</td><td>14.5-19.5</td> <td>18</td><td>16</td> </tr> <tr> <td>MM 597</td><td>648</td><td>845</td> <td>457</td><td>432</td><td>368-495</td> <td>457</td><td>406</td> </tr> </table>			OVERALL DIMENSIONS			SEAT DIMENSIONS			BACK DIMENSIONS			W	D	H	W	D	H	W	H	IN 23.5	25.5	33.25	18	17	14.5-19.5	18	16	MM 597	648	845	457	432	368-495	457	406	<p>RTA 00 1 per carton</p>		
			OVERALL DIMENSIONS			SEAT DIMENSIONS			BACK DIMENSIONS																																
W	D	H	W	D	H	W	H																																		
IN 23.5	25.5	33.25	18	17	14.5-19.5	18	16																																		
MM 597	648	845	457	432	368-495	457	406																																		
 <p>Task Armless w/Tablet Pedestal Base COM: 0.75 YD 0.69 M Unit weight: 37 LB 16.8 KG Carton weight: 46 LB 20.87 KG Carton volume: 10.75 FT³ 0.3 MT³</p>	 <p>ADJUSTMENTS (2) Pneumatic seat height</p>	<p>Upholstered seat & back. Ergonomic features: C, M Specify (L) left or (R) right tablet.</p>	<table border="1"> <tr> <td>6728TRPB 6728TLPB</td> <td>1113</td><td>1137</td><td>1157</td><td>1181</td><td>1219</td><td>1254</td><td>1289</td><td>1320</td><td>1358</td><td>1394</td><td>1443</td><td>1512</td> </tr> </table>												6728TRPB 6728TLPB	1113	1137	1157	1181	1219	1254	1289	1320	1358	1394	1443	1512														
			6728TRPB 6728TLPB	1113	1137	1157	1181	1219	1254	1289	1320	1358	1394	1443	1512																										
			<table border="1"> <tr> <th colspan="3">OVERALL DIMENSIONS</th> <th colspan="3">SEAT DIMENSIONS</th> <th colspan="3">BACK DIMENSIONS</th> </tr> <tr> <th>W</th><th>D</th><th>H</th> <th>W</th><th>D</th><th>H</th> <th>W</th><th>H</th> </tr> <tr> <td>IN 23.5</td><td>25.5</td><td>32.25</td> <td>18</td><td>17</td><td>16-18</td> <td>18</td><td>16</td> </tr> <tr> <td>MM 597</td><td>648</td><td>819</td> <td>457</td><td>432</td><td>406-457</td> <td>457</td><td>406</td> </tr> </table>			OVERALL DIMENSIONS			SEAT DIMENSIONS			BACK DIMENSIONS			W	D	H	W	D	H	W	H	IN 23.5	25.5	32.25	18	17	16-18	18	16	MM 597	648	819	457	432	406-457	457	406	<p>RTA 1 1 per carton</p>		
			OVERALL DIMENSIONS			SEAT DIMENSIONS			BACK DIMENSIONS																																
W	D	H	W	D	H	W	H																																		
IN 23.5	25.5	32.25	18	17	16-18	18	16																																		
MM 597	648	819	457	432	406-457	457	406																																		
 <p>Height Adjustable Stool w/Arms COM: N/A Unit weight: 33 LB 15 KG Carton weight: 38 LB 17.24 KG Carton volume: 9.75 FT³ 0.27 MT³</p>	 <p>ADJUSTMENTS (2) Pneumatic seat height</p>	<p>Polypropylene seat & back. Ergonomic features: C, M</p>	<table border="1"> <tr> <td colspan="13">List price</td> </tr> <tr> <td>6730</td> <td colspan="12">778</td> </tr> </table>												List price													6730	778												
			List price																																						
			6730	778																																					
			<table border="1"> <tr> <th colspan="3">OVERALL DIMENSIONS</th> <th colspan="3">SEAT DIMENSIONS</th> <th colspan="3">BACK DIMENSIONS</th> </tr> <tr> <th>W</th><th>D</th><th>H</th> <th>W</th><th>D</th><th>H</th> <th>W</th><th>H</th> </tr> <tr> <td>IN 25.5</td><td>21.5</td><td>41</td> <td>18</td><td>17.5</td><td>21-31</td> <td>18</td><td>16</td> </tr> <tr> <td>MM 648</td><td>546</td><td>1041</td> <td>457</td><td>445</td><td>533-787</td> <td>457</td><td>406</td> </tr> </table>			OVERALL DIMENSIONS			SEAT DIMENSIONS			BACK DIMENSIONS			W	D	H	W	D	H	W	H	IN 25.5	21.5	41	18	17.5	21-31	18	16	MM 648	546	1041	457	445	533-787	457	406	<p>RTA 1  1 per carton</p>		
OVERALL DIMENSIONS			SEAT DIMENSIONS			BACK DIMENSIONS																																			
W	D	H	W	D	H	W	H																																		
IN 25.5	21.5	41	18	17.5	21-31	18	16																																		
MM 648	546	1041	457	445	533-787	457	406																																		
 <p>Armless Height Adjustable Stool COM: N/A Unit weight: 32 LB 14.5 KG Carton weight: 37 LB 16.78 KG Carton volume: 9.75 FT³ 0.27 MT³</p>	 <p>ADJUSTMENTS (2) Pneumatic seat height</p>	<p>Polypropylene seat & back. Ergonomic features: C, M</p>	<table border="1"> <tr> <td colspan="13">List price</td> </tr> <tr> <td>6731</td> <td colspan="12">712</td> </tr> </table>												List price													6731	712												
			List price																																						
			6731	712																																					
			<table border="1"> <tr> <th colspan="3">OVERALL DIMENSIONS</th> <th colspan="3">SEAT DIMENSIONS</th> <th colspan="3">BACK DIMENSIONS</th> </tr> <tr> <th>W</th><th>D</th><th>H</th> <th>W</th><th>D</th><th>H</th> <th>W</th><th>H</th> </tr> <tr> <td>IN 18</td><td>21.5</td><td>41</td> <td>18</td><td>17.5</td><td>21-31</td> <td>18</td><td>16</td> </tr> <tr> <td>MM 457</td><td>546</td><td>1041</td> <td>457</td><td>445</td><td>533-787</td> <td>457</td><td>406</td> </tr> </table>			OVERALL DIMENSIONS			SEAT DIMENSIONS			BACK DIMENSIONS			W	D	H	W	D	H	W	H	IN 18	21.5	41	18	17.5	21-31	18	16	MM 457	546	1041	457	445	533-787	457	406	<p>RTA 1  1 per carton</p>		
OVERALL DIMENSIONS			SEAT DIMENSIONS			BACK DIMENSIONS																																			
W	D	H	W	D	H	W	H																																		
IN 18	21.5	41	18	17.5	21-31	18	16																																		
MM 457	546	1041	457	445	533-787	457	406																																		

DESCRIPTION	FEATURES	MODEL#	STANDARD TEXTILE GRADES														
			1	2	3	4	5	6	7	8	9	10	11	12			
 <p>Height Adjustable Stool w/Arms COM: 0.75 YD 0.69 M Unit weight: 34 LB 15.5 KG Carton weight: 39 LB 17.69 KG Carton volume: 9.75 FT³ 0.27 MT³</p>	 <p>ADJUSTMENTS (2) Pneumatic seat height</p>	<p>Upholstered seat/polypropylene back.</p> <p>Ergonomic features: C, M</p>	6732	873	897	917	941	979	1014	1049	1080	1118	1154	1203	1272		
			OVERALL DIMENSIONS			SEAT DIMENSIONS			BACK DIMENSIONS								
			W	D	H	W	D	H	W	H							
			IN 25.5 MM 648	21.5 546	41 1041	18 457	17.5 445	21.5-31.5 546-800	18 457	15.5 394							
			RTA 1		1 per carton												
 <p>Armless Height Adjustable Stool COM: 0.75 YD 0.69 M Unit weight: 33 LB 15 KG Carton weight: 38 LB 17.24 KG Carton volume: 9.75 FT³ 0.27 MT³</p>	 <p>ADJUSTMENTS (2) Pneumatic seat height</p>	<p>Upholstered seat/polypropylene back.</p> <p>Ergonomic features: C, M</p>	6733	804	828	848	872	910	945	980	1011	1049	1085	1134	1203		
			OVERALL DIMENSIONS			SEAT DIMENSIONS			BACK DIMENSIONS								
			W	D	H	W	D	H	W	H							
			IN 18 MM 457	21.5 546	41 1041	18 457	17.5 445	21.5-31.5 546-800	18 457	15.5 394							
			RTA 1		1 per carton												
 <p>Height Adjustable Stool w/Arms COM: 0.75 YD 0.69 M Unit weight: 35 LB 15.9 KG Carton weight: 40 LB 18.14 KG Carton volume: 9.75 FT³ 0.27 MT³</p>	 <p>ADJUSTMENTS (2) Pneumatic seat height</p>	<p>Upholstered seat & back.</p> <p>Ergonomic features: C, M</p>	6737	923	947	967	991	1029	1064	1099	1130	1168	1204	1253	1322		
			OVERALL DIMENSIONS			SEAT DIMENSIONS			BACK DIMENSIONS								
			W	D	H	W	D	H	W	H							
			IN 25.5 MM 648	21.5 546	41 1041	18 457	17 432	21.5-31.5 546-800	18 457	15.5 394							
			RTA 1		1 per carton												
 <p>Armless Height Adjustable Stool COM: 0.75 YD 0.69 M Unit weight: 34 LB 15.5 KG Carton weight: 39 LB 17.69 KG Carton volume: 9.75 FT³ 0.27 MT³</p>	 <p>ADJUSTMENTS (2) Pneumatic seat height</p>	<p>Upholstered seat & back.</p> <p>Ergonomic features: C, M</p>	6738	853	877	897	921	959	994	1029	1060	1098	1134	1183	1252		
			OVERALL DIMENSIONS			SEAT DIMENSIONS			BACK DIMENSIONS								
			W	D	H	W	D	H	W	H							
			IN 18 MM 457	21.5 546	41 1041	18 457	17 432	21.5-31.5 546-800	18 457	15.5 394							
			RTA 1		1 per carton												



From boutique hotels to wellness resorts, the rich experiences that designers create for the hospitality industry are on the move to the places where we work, learn and heal. Erin™ seating is our latest contribution to this changing landscape, crossing conventional boundaries of work and play with options to support a diversity of people and interior applications.

Erin can be specified with sealed seams, moisture barrier and a wide range of Global performance textiles to support healthcare applications and environments with enhanced housekeeping protocols. The sculpted back provides an integrated clean out for ease of cleaning. Wood or metal legs are available in a range of finishes and glide options.

To see the full Erin series, please refer to the Healthcare price list at globalfurnituregroup.com/ca/healthcare/resources/price-lists.

Features and Benefits

- Erin offers a streamlined silhouette brimming with mid-century modern style.
- A rounded arch gently curves around and under the seat to give extra support to user's upper back and sides, while creating an open clean out space at the back of the cushion.
- Tapered legs add style and elegance and are available in wood or metal paint/plated finishes.
- The seat underside is sealed with a non-porous material to support housekeeping and infection control protocols.
- Additional improved cleaning options include sealed seams (back and/or seat) and moisture barrier (seat).
- Assembled with tamper-resistant fasteners for greater security.
- For added comfort, seat cushions are standard with high density Ultracell foam.
- Glides are self-leveling. Choose from standard non-marking glides, rubber non-slip glides or felt glides.

FILE BUDDY



model 1105



model 1110

STANDARD FEATURES

- 13.5" diameter seat.
- Five prong, injection molded, fiberglass reinforced nylon Black base with dual wheel carpet casters (C65).
- Upholstery options: fabric, vinyl or leather. Vinyl and leather models may feature stitch detail across the seat and/or back cushions, if applicable.

OPTIONAL FEATURES

- For hard surface flooring casters, please specify (C65R). Add \$21.
- For additional caster options, please refer to the Arm and Caster section (page 357). *Optional casters may be priced higher than the standard casters for your chair and the difference will be charged. Lower priced optional casters will not be credited.*

DESCRIPTION	FEATURES	MODEL #	STANDARD TEXTILE GRADES																																						
			1	2	3	4	5	6	7	8	9	10	11	12																											
 <p>Swivel Stool - 5" Pneumatic, 20" Base COM: 0.75 YD 0.69 M Unit weight: 11 LB 5 KG Carton weight: 14 LB 6.35 KG Carton volume: 2.9 FT³ 0.08 MT³</p>	Ergonomic features: C	1105	313	337	357	381	419	454	489	520	558	594	643	712																											
		<p>OVERALL DIMENSIONS</p> <table border="1"> <thead> <tr> <th></th> <th>W</th> <th>D</th> <th>H</th> </tr> </thead> <tbody> <tr> <td>IN</td> <td>13.5</td> <td>13.5</td> <td>18.5</td> </tr> <tr> <td>MM</td> <td>343</td> <td>343</td> <td>470</td> </tr> </tbody> </table>				W	D	H	IN	13.5	13.5	18.5	MM	343	343	470	<p>SEAT DIMENSIONS</p> <table border="1"> <thead> <tr> <th></th> <th>W</th> <th>D</th> <th>H</th> </tr> </thead> <tbody> <tr> <td></td> <td>13.5</td> <td>-</td> <td>16.5-21.5</td> </tr> <tr> <td></td> <td>343</td> <td>-</td> <td>419-546</td> </tr> </tbody> </table>				W	D	H		13.5	-	16.5-21.5		343	-	419-546	<p>BACK DIMENSIONS</p> <table border="1"> <thead> <tr> <th></th> <th>W</th> <th>H</th> </tr> </thead> <tbody> <tr> <td></td> <td>-</td> <td>-</td> </tr> <tr> <td></td> <td>-</td> <td>-</td> </tr> </tbody> </table>				W	H		-	-	
	W	D	H																																						
IN	13.5	13.5	18.5																																						
MM	343	343	470																																						
	W	D	H																																						
	13.5	-	16.5-21.5																																						
	343	-	419-546																																						
	W	H																																							
	-	-																																							
	-	-																																							
 <p>Swivel Stool - 10" Pneumatic, 22" Base COM: 0.75 YD 0.69 M Unit weight: 14 LB 6.4 KG Carton weight: 17 LB 7.71 KG Carton volume: 2.9 FT³ 0.08 MT³</p>	Ergonomic features: C	1110	379	403	423	447	485	520	555	586	624	660	709	778																											
		<p>OVERALL DIMENSIONS</p> <table border="1"> <thead> <tr> <th></th> <th>W</th> <th>D</th> <th>H</th> </tr> </thead> <tbody> <tr> <td>IN</td> <td>13.5</td> <td>13.5</td> <td>27.5</td> </tr> <tr> <td>MM</td> <td>343</td> <td>343</td> <td>699</td> </tr> </tbody> </table>				W	D	H	IN	13.5	13.5	27.5	MM	343	343	699	<p>SEAT DIMENSIONS</p> <table border="1"> <thead> <tr> <th></th> <th>W</th> <th>D</th> <th>H</th> </tr> </thead> <tbody> <tr> <td></td> <td>13.5</td> <td>-</td> <td>22.5-32.5</td> </tr> <tr> <td></td> <td>343</td> <td>-</td> <td>572-826</td> </tr> </tbody> </table>				W	D	H		13.5	-	22.5-32.5		343	-	572-826	<p>BACK DIMENSIONS</p> <table border="1"> <thead> <tr> <th></th> <th>W</th> <th>H</th> </tr> </thead> <tbody> <tr> <td></td> <td>-</td> <td>-</td> </tr> <tr> <td></td> <td>-</td> <td>-</td> </tr> </tbody> </table>				W	H		-	-	
	W	D	H																																						
IN	13.5	13.5	27.5																																						
MM	343	343	699																																						
	W	D	H																																						
	13.5	-	22.5-32.5																																						
	343	-	572-826																																						
	W	H																																							
	-	-																																							
	-	-																																							

FLAP



model 6775

STANDARD FEATURES



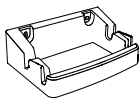

- A modern, high quality, lightweight, all polymer folding chair intended for use indoors or outdoors.
- Products must be stored inside during extreme and inclement weather. See Global's Outdoor Furniture warranty for additional information.
- Weather resistant, UV resistant, stain resistant, 100% non-ferrous, and recyclable design that is 1:10 bleach solution cleanable.
- Chair legs are equipped with translucent non-marking glides as standard. Suitable for outdoor environments, carpet and hard surface flooring.
- Chairs are stocked in two colors: Alloy (ALY) and Milk (MLK).
- No upholstery options available.
- Active weight capacity for this series is 275 lbs.
- Single chair folds flat to 2.2" (55 mm).
- Flap achieves its strength and durability from glass filled polymer. Evidence of this material may be visible on the surface and is often more evident on darker colors.
- The Flap wall hook (model 6776), sold individually, supports up to two folded Flap chairs. This Milk (MLK) colored plastic hook mounts on walls or inside closets/wardrobe cabinets providing easy access to extra seating. Two chairs on wall hook measure 7.3" deep (185 mm) off wall. Mounting hardware not included. Recommended mounting into stud.
- Flap ganging brackets (model 6778) are sold 12 to a box. These frosted plastic brackets attach across two adjacent chairs, just above or below the seat to provide temporary ganging for organized events.
- The flap dolly (model 6777), ordered separately, supports up to 24 chairs folded and stacked flat. Includes strap to secure chairs for storage and transport.

Please add option codes in the following order

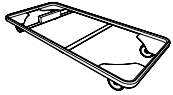
- **Model number**
6775 Folding chair
6776 Wall hook
6777 Dolly
6778 Ganging brackets
- **Color (chair only)**
(ALY) Alloy
(MLK) Milk

EXAMPLE FLAP ORDER CODE:

6775	ALY
Model #	Finish

DESCRIPTION	FEATURES	MODEL #	STANDARD TEXTILE GRADES								
 <p>Folding Chair COM: N/A Unit weight: 12 LB 5.5 KG Carton weight: 13.5 LB 6.12 KG Carton volume: 3.2 FT³ 0.09 MT³</p>			List price								
		6775	250								
					OVERALL DIMENSIONS		SEAT DIMENSIONS		BACK DIMENSIONS		
				W	D	H	W	D	H	W	H
				IN 19	21.5	33.5	16	16.5	18.5	18.5	16
				MM 483	546	851	406	419	470	470	406
				RTA 00		2 per carton (pricing and specifications are for one chair)					
 <p>Flap Wall Hook COM: N/A Unit weight: 0.37 LB 0.2 KG Carton weight: 0.75 LB 0.34 KG Carton volume: 0.2 FT³ 0.01 MT³</p>			List price								
		6776	60								
					OVERALL DIMENSIONS		SEAT DIMENSIONS		BACK DIMENSIONS		
				W	D	H	W	D	H	W	H
				IN 9	6	2.75	-	-	-	-	-
				MM 229	152	70	-	-	-	-	-
				RTA 00		1 per carton					

DESCRIPTION	FEATURES	MODEL#	STANDARD TEXTILE GRADES
-------------	----------	--------	-------------------------



Dolly for Flap Folding Chairs
 COM: N/A
 Unit weight: 20 LB | 9.1 KG
 Carton weight: 23 LB | 10.43 KG
 Carton volume: 4.5 FT³ | 0.12 MT³

Holds up to 24 Flap folded chairs.
 Includes tether strap.

List price							
6777	788						
OVERALL DIMENSIONS			SEAT DIMENSIONS			BACK DIMENSIONS	
W	D	H	W	D	H	W	H
IN 20.75	44	5.25	-	-	-	-	-
MM 527	1118	133	-	-	-	-	-
RTA 00		courier		1 per carton			



Flap Ganging Bracket (box of 12)
 COM: N/A
 Unit weight: 0.25 LB | 0.1 KG
 Carton weight: 0.29 LB | 0.13 KG
 Carton volume: 0.4 FT³ | 0.01 MT³

List price							
6778	212						
OVERALL DIMENSIONS			SEAT DIMENSIONS			BACK DIMENSIONS	
W	D	H	W	D	H	W	H
IN 4.75	2.75	2.37	-	-	-	-	-
MM 121	70	60	-	-	-	-	-
RTA 00		courier		12 per carton (pricing and specifications are for box of 12)			

ISLANDS



model 4075







model 4076

STANDARD FEATURES

- Islands offers wood guest seating with contemporary styling.
- Two back styles: Upholstered back pad or horizontal wood slat back.
- Legs are equipped with White non-marking polypropylene glides. Suitable for both carpet and hard surface flooring.
- All cushions are fixed and non-removable.
- Does not stack.
- Upholstery options: fabric, vinyl or leather. Vinyl and leather models may feature stitch detail across the seat and/or back cushions, if applicable.

OPTIONAL FEATURES

- Frame available in Absolute (AAM), Black (BKM), Cherry (ACM), Espresso Cafe (ECM), English Oak (EOM), Fruitwood (TFM), Gray (HGM), Honey (AHM), Mahogany (TMM), Maple (AVM), Medium Walnut (MWM), Natural Walnut (NLW), Night (ASM), Noce Biondo (NBM), Noce Grigio (NGM), Noce Leggero (NEM), Noce Medio (NMM), Shaker Cherry (SKM), Walnut (TWM), WC Cream (WTM), White (WHM) and Winter Cherry (WCM). Please specify.

DESCRIPTION	FEATURES	MODEL #	STANDARD TEXTILE GRADES													
			1	2	3	4	5	6	7	8	9	10	11	12		
 <p>4075</p>  <p>4076</p> <p>Leather stitch detail</p> <p>Armchair - Upholstered Back COM: 1.5 YD 1.37 M Unit weight: 19 LB 8.6 KG Carton weight: 25 LB 11.34 KG Carton volume: 13.25 FT³ 0.37 MT³</p>	<p>Does not stack.</p> <p>Ergonomic features: M, N</p>	4075	785	833	874	920	997	1067	1138	1199	1276	1348	1445	1583		
		OVERALL DIMENSIONS			SEAT DIMENSIONS			BACK DIMENSIONS								
		W D H			W D H			W H								
		IN 24.5 23.5 32			20.5 18 18.5			19 13								
		MM 622 597 813			521 457 470			483 330								
		RTA 00	1 per carton													
 <p>4075</p>  <p>4076</p> <p>Leather stitch detail</p> <p>Armchair - Horizontal Wood Slat Back COM: 1 YD 0.91 M Unit weight: 19 LB 8.6 KG Carton weight: 25 LB 11.34 KG Carton volume: 13.25 FT³ 0.37 MT³</p>	<p>Does not stack.</p> <p>Ergonomic features: M, N</p>	4076	850	882	909	940	991	1038	1085	1126	1177	1225	1290	1382		
		OVERALL DIMENSIONS			SEAT DIMENSIONS			BACK DIMENSIONS								
		W D H			W D H			W H								
		IN 24.5 23.5 32			20.5 18 18.5			19 13								
		MM 622 597 813			521 457 470			483 330								
		RTA 00	1 per carton													

KEY



model 2155



model 2151 & 2152

STANDARD FEATURES

- Round tube Chrome frame and sled base.
- Model 2151 cannot be ganged together or ganged with armless models.
- Model 2151 stacks 10 high on floor or dolly 2155.
- Model 2152 stacks 13 high on floor and 15 high on dolly 2155.
- Standard with Black glides.
- Chrome frame is standard. A Chrome frame is recommended when stacking chairs.
- Active weight capacity for this series is 200 lbs.
- Stacked chairs may leave frame impressions in chair(s) below.
- Black injection molded armcaps are standard on model 2151.
- Upholstery options: fabric or vinyl only. Vinyl models may feature stitch detail across the seat and/or back cushions, if applicable.

OPTIONAL FEATURES

- For hard surface floors, please specify opaque non-marking glides (**NM**). No upcharge.
- Frame is also available in Black (**TBL**), Tungsten (**TTU**) or Shadow (**TSH**), please specify. Add 10%.
- Hymnal pocket with elastic top is available, please specify (**HP**) suffix on product code when ordering. Add \$28.

DESCRIPTION

FEATURES

MODEL #

STANDARD TEXTILE GRADES



Nesting Chair Sled Base
 COM: 1 YD | 0.91 M
 Unit weight: 14 LB | 6.4 KG
 Carton weight: 17.17 LB | 7.79 KG
 Carton volume: 13.75 FT³ | 0.38 MT³

Stacks 10 high on floor or dolly.

	1	2	3	4	5	6	7	8	9	10	11	12
2151	208	240	267	298	349	396	443	484	535	583	648	740

OVERALL DIMENSIONS			SEAT DIMENSIONS			BACK DIMENSIONS	
W	D	H	W	D	H	W	H

IN	22.5	23.5	30	16.5	16.5	18	18	13.5
MM	572	597	762	419	419	457	457	343

RTA 00 3 per carton (pricing and specifications are for one chair)



Nesting - Armless Chair
 COM: 1 YD | 0.91 M
 Unit weight: 11 LB | 5 KG
 Carton weight: 14.17 LB | 6.43 KG
 Carton volume: 13.75 FT³ | 0.38 MT³

Stacks 13 high on floor.
 Stacks 15 high on dolly.

	1	2	3	4	5	6	7	8	9	10	11	12
2152	185	217	244	275	326	373	420	461	512	560	625	717

OVERALL DIMENSIONS			SEAT DIMENSIONS			BACK DIMENSIONS	
W	D	H	W	D	H	W	H

IN	18.5	23.5	30	16.5	16.5	18	18	13.5
MM	470	597	762	419	419	457	457	343

RTA 00 3 per carton (pricing and specifications are for one chair)

List price

2155	190
-------------	-----



Dolly
 COM: N/A
 Unit weight: 8 LB | 3.6 KG
 Carton weight: 11 LB | 4.99 KG
 Carton volume: 7.5 FT³ | 0.21 MT³

Accommodates up to 15 chairs.

OVERALL DIMENSIONS			SEAT DIMENSIONS			BACK DIMENSIONS	
W	D	H	W	D	H	W	H

IN	22	26.5	18	-	-	-	-	-
MM	559	673	457	-	-	-	-	-

RTA 00 1 per carton

List price

2156	9
-------------	---



Ganging Clamp
 COM: N/A
 Unit weight: 0.3 LB | 0.13 KG
 Carton weight: 0.3 LB | 0.14 KG
 Carton volume: 1 FT³ | 0.02 MT³

Ganging 2152 & 2162 only.
 Zinc-plated.

OVERALL DIMENSIONS			SEAT DIMENSIONS			BACK DIMENSIONS	
W	D	H	W	D	H	W	H

IN	3	0.75	1	-	-	-	-	-
MM	76	19	25	-	-	-	-	-

RTA 00 Pricing and specifications are for one clamp

LAYNE



model 8520T







model 8525T


STANDARD FEATURES

- Layne offers classic styling and value in a finely crafted wood framed side chair series.
- Frame construction is beechwood.
- Legs are equipped with White non-marking polypropylene glides. Suitable for both carpet and hard surface flooring.
- Offered in four back styles: fully upholstered, upholstered picture frame or vertical wood slat.
- Does not stack.
- Upholstery options: fabric, vinyl or leather. Vinyl and leather models may feature stitch detail across the seat and/or back cushions, if applicable.

OPTIONAL FEATURES

- Wood frames are available in Absolute (AAM), Black (BKM), Cherry (ACM), Espresso Cafe (ECM), English Oak (EOM), Fruitwood (TFM), Gray (HGM), Honey (AHM), Mahogany (TMM), Maple (AVM), Medium Walnut (MWM), Natural Walnut (NLW), Night (ASM), Noce Biondo (NBM), Noce Grigio (NGM), Noce Leggero (NEM), Noce Medio (NMM), Shaker Cherry (SKM), Walnut (TWM), WC Cream (WTM), White (WHM) and Winter Cherry (WCM). Please specify.

DESCRIPTION	FEATURES	MODEL #	STANDARD TEXTILE GRADES												
			1	2	3	4	5	6	7	8	9	10	11	12	
 <p>Armless Upholstered Side Chair COM: 1 YD 0.91 M Unit weight: 15 LB 6.8 KG Carton weight: 21 LB 9.53 KG Carton volume: 13.25 FT³ 0.37 MT³</p>	<p>Does not stack.</p> <p>Ergonomic features: M, N</p>	<p>8520T</p>	1078	1110	1137	1168	1219	1266	1313	1354	1405	1453	1518	1610	
			OVERALL DIMENSIONS			SEAT DIMENSIONS			BACK DIMENSIONS						
			W	D	H	W	D	H	W	H					
			IN 22.75	24	33	19.5	19	18	19.5	15					
			MM 578	610	838	495	483	457	495	381					
			RTA 00		1 per carton										
 <p>Fully Upholstered Armchair COM: 2.5 YD 2.29 M Unit weight: 16 LB 7.3 KG Carton weight: 22 LB 9.98 KG Carton volume: 13.25 FT³ 0.37 MT³</p>	<p>Does not stack.</p> <p>Ergonomic features: M, N</p>	<p>8521T</p>	1249	1329	1397	1474	1602	1719	1837	1939	2067	2187	2349	2579	
			OVERALL DIMENSIONS			SEAT DIMENSIONS			BACK DIMENSIONS						
			W	D	H	W	D	H	W	H					
			IN 22.75	24	33	19.5	19	18	19.5	15					
			MM 578	610	838	495	483	457	495	381					
			RTA 00		1 per carton										
 <p>Picture Frame Armchair COM: 1 YD 0.91 M Unit weight: 16 LB 7.3 KG Carton weight: 22 LB 9.98 KG Carton volume: 13.25 FT³ 0.37 MT³</p>	<p>Does not stack.</p> <p>Ergonomic features: M, N</p>	<p>8522T</p>	1356	1388	1415	1446	1497	1544	1591	1632	1683	1731	1796	1888	
			OVERALL DIMENSIONS			SEAT DIMENSIONS			BACK DIMENSIONS						
			W	D	H	W	D	H	W	H					
			IN 22.75	24	33	19.5	19	18	19.5	15					
			MM 578	610	838	495	483	457	495	381					
			RTA 00		1 per carton										
 <p>Upholstered Armchair COM: 1 YD 0.91 M Unit weight: 16 LB 7.3 KG Carton weight: 22 LB 9.98 KG Carton volume: 13.25 FT³ 0.37 MT³</p>	<p>Does not stack.</p> <p>Ergonomic features: M, N</p>	<p>8525T</p>	1302	1334	1361	1392	1443	1490	1537	1578	1629	1677	1742	1834	
			OVERALL DIMENSIONS			SEAT DIMENSIONS			BACK DIMENSIONS						
			W	D	H	W	D	H	W	H					
			IN 22.75	24	33	19.5	19	18	19.5	15					
			MM 578	610	838	495	483	457	495	381					
			RTA 00		1 per carton										

DESCRIPTION	FEATURES	MODEL #	STANDARD TEXTILE GRADES														
			1	2	3	4	5	6	7	8	9	10	11	12			
 <p>Vertical Wood Slat Armchair COM: 1 YD 0.91 M Unit weight: 16 LB 7.3 KG Carton weight: 22 LB 9.98 KG Carton volume: 13.25 FT³ 0.37 MT³</p>	<p>Does not stack.</p> <p>Ergonomic features: M, N</p>	<p>8526T</p>	1349	1381	1408	1439	1490	1537	1584	1625	1676	1724	1789	1881			
			OVERALL DIMENSIONS			SEAT DIMENSIONS			BACK DIMENSIONS								
			W	D	H	W	D	H	W	H							
			IN 22.75	24	33	19.5	19	18	19.5	15							
			MM 578	610	838	495	483	457	495	381							
			<p>RTA 00</p>		1 per carton												

LITE



model 5940



model 5944



Closed Loop Arms



model 5945






model 5951C

STANDARD FEATURES

- Lite is a modern series inspired by classic designs.
- Arms are standard in cantilevered or closed loop. Both are made from fiberglass reinforced nylon, available in Black only.
- Frame is heavy duty, equipped with Sytex™ high-strength polyester webbing suspension system for extra comfort.
- Cantilever frame models are 1" diameter 12 gauge tubular steel.
- Four-legged frames are 1" diameter 12 gauge tubular steel front legs and 7/8" diameter 14 gauge tubular steel rear legs, depending on the model.
- Glides are non-marking polypropylene (NM) suitable for both carpet and hard surface flooring.
- All models are rated for active user load of 300 lb. per seat.
- Dual wheel carpet casters (C82) are standard on caster models.
- Upholstery options (upholstered models): fabric, vinyl or leather. Vinyl and leather models may feature stitch detail across the seat and/or back cushions, if applicable.

OPTIONAL FEATURES

- Mesh models are available in any of the 24 standard Vue Mesh colors. Seat and back will be the same color mesh. Please specify color: Sandy Beach (VU10), Dessert Sand (VU11), Orange Sunset (VU12), Chocolate Fountain (VU13), Arctic Blue (VU14), Quarry Grey (VU15), Tidal Wave (VU16), Ivy Moss (VU17), Red Rose (VU18), Coal Black (VU19), White (VU20), Lime (VU21), Chartreuse (VU23), Pool Blue (VU26), Sky (VU28), Ice (VU30), Primary Blue (VU32), Tangerine (VU34), Paprika (VU37), Grain (VU40), Yellow (VU43), Silver Grey (VU55), Silver (VU63), Hot Pink (VU65) and Red Mittens (VU70).
- A selection of glide options is available for four-legged chairs (models 5940, 5941, 5942, 5950, 5951 and 5952). Glides must be chosen to best suit flooring type and site conditions. For more information, please refer to the glide section (page 358).
- Glides with felt pads (FG) are available for vinyl sheet, cork or laminate flooring, please specify. Add \$43.
- Glides with rubber pads (RG) are available for vinyl, hardwood, laminate, stone or ceramic flooring, please specify. Add \$43.
- For hard surface flooring casters, please specify (C9R). Add \$21.
- For leg frame finish options, please see page 379. Upcharges apply for plated finishes:
 - (CHM) Chrome. Add \$68.
 - (BCH) Brushed Chrome. Add \$88 for four-legged frame. Add \$102 for four-legged w/casters. Add \$210 for cantilever frame.
 - (SBR) Satin Brass. Add \$186 for four-legged frame. Add \$188 for four-legged w/casters. Add \$316 for cantilever frame.
 - (ACO) Antique Copper. Add \$186 for four-legged frame. Add \$188 for four-legged w/casters. Add \$316 for cantilever frame.

DESCRIPTION	FEATURES	MODEL #	STANDARD TEXTILE GRADES																																								
 <p>Four-Legged Frame Armless COM: N/A Unit weight: 20 LB 9.1 KG Carton weight: 28.5 LB 12.93 KG Carton volume: 15.5 FT³ 0.43 MT³</p>		List price																																									
		5940	650																																								
		<table border="1"> <thead> <tr> <th rowspan="2"></th> <th colspan="3">OVERALL DIMENSIONS</th> <th colspan="3">SEAT DIMENSIONS</th> <th colspan="2">BACK DIMENSIONS</th> </tr> <tr> <th>W</th> <th>D</th> <th>H</th> <th>W</th> <th>D</th> <th>H</th> <th>W</th> <th>H</th> </tr> </thead> <tbody> <tr> <td>IN</td> <td>21.75</td> <td>24.75</td> <td>34.25</td> <td>20</td> <td>17</td> <td>19</td> <td>19</td> <td>16</td> </tr> <tr> <td>MM</td> <td>552</td> <td>629</td> <td>870</td> <td>508</td> <td>432</td> <td>483</td> <td>483</td> <td>406</td> </tr> </tbody> </table>				OVERALL DIMENSIONS			SEAT DIMENSIONS			BACK DIMENSIONS		W	D	H	W	D	H	W	H	IN	21.75	24.75	34.25	20	17	19	19	16	MM	552	629	870	508	432	483	483	406	RTA 00			1 per carton
	OVERALL DIMENSIONS			SEAT DIMENSIONS			BACK DIMENSIONS																																				
	W	D	H	W	D	H	W	H																																			
IN	21.75	24.75	34.25	20	17	19	19	16																																			
MM	552	629	870	508	432	483	483	406																																			
 <p>Four-Legged Frame Armless w/Casters COM: N/A Unit weight: 20 LB 9.1 KG Carton weight: 28.5 LB 12.93 KG Carton volume: 15.5 FT³ 0.43 MT³</p>		List price																																									
		5940C	735																																								
		<table border="1"> <thead> <tr> <th rowspan="2"></th> <th colspan="3">OVERALL DIMENSIONS</th> <th colspan="3">SEAT DIMENSIONS</th> <th colspan="2">BACK DIMENSIONS</th> </tr> <tr> <th>W</th> <th>D</th> <th>H</th> <th>W</th> <th>D</th> <th>H</th> <th>W</th> <th>H</th> </tr> </thead> <tbody> <tr> <td>IN</td> <td>21.5</td> <td>24.75</td> <td>34.25</td> <td>20</td> <td>17</td> <td>19</td> <td>19</td> <td>16</td> </tr> <tr> <td>MM</td> <td>546</td> <td>629</td> <td>870</td> <td>508</td> <td>432</td> <td>483</td> <td>483</td> <td>406</td> </tr> </tbody> </table>				OVERALL DIMENSIONS			SEAT DIMENSIONS			BACK DIMENSIONS		W	D	H	W	D	H	W	H	IN	21.5	24.75	34.25	20	17	19	19	16	MM	546	629	870	508	432	483	483	406	RTA 00			1 per carton
	OVERALL DIMENSIONS			SEAT DIMENSIONS			BACK DIMENSIONS																																				
	W	D	H	W	D	H	W	H																																			
IN	21.5	24.75	34.25	20	17	19	19	16																																			
MM	546	629	870	508	432	483	483	406																																			
 <p>Four-Legged Frame w/Cantilever Arms COM: N/A Unit weight: 21 LB 9.5 KG Carton weight: 29.5 LB 13.38 KG Carton volume: 15.5 FT³ 0.43 MT³</p>		List price																																									
		5941	735																																								
		<table border="1"> <thead> <tr> <th rowspan="2"></th> <th colspan="3">OVERALL DIMENSIONS</th> <th colspan="3">SEAT DIMENSIONS</th> <th colspan="2">BACK DIMENSIONS</th> </tr> <tr> <th>W</th> <th>D</th> <th>H</th> <th>W</th> <th>D</th> <th>H</th> <th>W</th> <th>H</th> </tr> </thead> <tbody> <tr> <td>IN</td> <td>24</td> <td>25.5</td> <td>34.25</td> <td>20</td> <td>17</td> <td>19</td> <td>19</td> <td>16</td> </tr> <tr> <td>MM</td> <td>610</td> <td>648</td> <td>870</td> <td>508</td> <td>432</td> <td>483</td> <td>483</td> <td>406</td> </tr> </tbody> </table>				OVERALL DIMENSIONS			SEAT DIMENSIONS			BACK DIMENSIONS		W	D	H	W	D	H	W	H	IN	24	25.5	34.25	20	17	19	19	16	MM	610	648	870	508	432	483	483	406	RTA 00			1 per carton
	OVERALL DIMENSIONS			SEAT DIMENSIONS			BACK DIMENSIONS																																				
	W	D	H	W	D	H	W	H																																			
IN	24	25.5	34.25	20	17	19	19	16																																			
MM	610	648	870	508	432	483	483	406																																			

DESCRIPTION FEATURES MODEL# STANDARD TEXTILE GRADES



Four-Legged Frame w/Cantilever Arms & Casters

COM: N/A
 Unit weight: 21 LB | 9.5 KG
 Carton weight: 29.5 LB | 13.38 KG
 Carton volume: 15.5 FT³ | 0.43 MT³

List price								
5941C		822						
OVERALL DIMENSIONS			SEAT DIMENSIONS			BACK DIMENSIONS		
W	D	H	W	D	H	W	H	
IN 24	25.5	34.25	20	17	19	19	16	
MM 610	648	870	508	432	483	483	406	
RTA 00		1 per carton						



Four-Legged Frame w/Loop Arms

COM: N/A
 Unit weight: 21 LB | 9.5 KG
 Carton weight: 29.5 LB | 13.38 KG
 Carton volume: 15.5 FT³ | 0.43 MT³

List price								
5942		735						
OVERALL DIMENSIONS			SEAT DIMENSIONS			BACK DIMENSIONS		
W	D	H	W	D	H	W	H	
IN 23.75	25.5	34.25	20	17	19	19	16	
MM 603	648	870	508	432	483	483	406	
RTA 00		1 per carton						



Four-Legged Frame w/Loop Arms & Casters

COM: N/A
 Unit weight: 21 LB | 9.5 KG
 Carton weight: 29.5 LB | 13.38 KG
 Carton volume: 15.5 FT³ | 0.43 MT³

List price								
5942C		822						
OVERALL DIMENSIONS			SEAT DIMENSIONS			BACK DIMENSIONS		
W	D	H	W	D	H	W	H	
IN 23.75	25.5	34.25	20	17	19	19	16	
MM 603	648	870	508	432	483	483	406	
RTA 00		1 per carton						



Cantilever Frame Armless

COM: N/A
 Unit weight: 21 LB | 9.5 KG
 Carton weight: 29.5 LB | 13.38 KG
 Carton volume: 15.5 FT³ | 0.43 MT³






List price								
5943		692						
OVERALL DIMENSIONS			SEAT DIMENSIONS			BACK DIMENSIONS		
W	D	H	W	D	H	W	H	
IN 21.75	23.5	34.25	20	17	19	19	16	
MM 552	597	870	508	432	483	483	406	
RTA 00		1 per carton						








Cantilever Frame w/Cantilever Arms

COM: N/A
 Unit weight: 27 LB | 12.3 KG
 Carton weight: 35.5 LB | 16.1 KG
 Carton volume: 15.5 FT³ | 0.43 MT³

List price								
5944		779						
OVERALL DIMENSIONS			SEAT DIMENSIONS			BACK DIMENSIONS		
W	D	H	W	D	H	W	H	
IN 24	23.5	34.25	20	17	19	19	16	
MM 610	597	870	508	432	483	483	406	
RTA 00		1 per carton						

DESCRIPTION	FEATURES	MODEL#	STANDARD TEXTILE GRADES												
 <p>Cantilever Frame w/Loop Arms COM: N/A Unit weight: 27 LB 12.3 KG Carton weight: 35.5 LB 16.1 KG Carton volume: 15.5 FT³ 0.43 MT³</p>			List price												
	5945		779												
				OVERALL DIMENSIONS			SEAT DIMENSIONS			BACK DIMENSIONS					
		W	D	H	W	D	H	W	H						
	IN 23.75	23.5	34.25	20	17	19	19	16							
	MM 603	597	870	508	432	483	483	406							
	RTA 00	1 per carton													
			1	2	3	4	5	6	7	8	9	10	11	12	
	5950	532	580	621	667	744	814	885	946	1023	1095	1192	1330		
 <p>Upholstered Four-Legged Frame Armless COM: 1.5 YD 1.37 M Unit weight: 20 LB 9.1 KG Carton weight: 28.5 LB 12.93 KG Carton volume: 15.5 FT³ 0.43 MT³</p>			List price												
	5950														
				OVERALL DIMENSIONS			SEAT DIMENSIONS			BACK DIMENSIONS					
		W	D	H	W	D	H	W	H						
	IN 21.75	24.75	34.25	20	17	19	19	16							
	MM 552	629	870	508	432	483	483	406							
	RTA 00	1 per carton													
			1	2	3	4	5	6	7	8	9	10	11	12	
	5950C	620	668	709	755	832	902	973	1034	1111	1183	1280	1418		
 <p>Upholstered Four-Legged Frame Armless w/Casters COM: 1.5 YD 1.37 M Unit weight: 20 LB 9.1 KG Carton weight: 28.5 LB 12.93 KG Carton volume: 15.5 FT³ 0.43 MT³</p>			List price												
	5950C														
				OVERALL DIMENSIONS			SEAT DIMENSIONS			BACK DIMENSIONS					
		W	D	H	W	D	H	W	H						
	IN 21.5	24.75	34.25	20	17	19	19	16							
	MM 546	629	870	508	432	483	483	406							
	RTA 00	1 per carton													
			1	2	3	4	5	6	7	8	9	10	11	12	
	5951	620	668	709	755	832	902	973	1034	1111	1183	1280	1418		
 <p>Upholstered Four-Legged Frame w/Cantilever Arms COM: 1.5 YD 1.37 M Unit weight: 21 LB 9.5 KG Carton weight: 29.5 LB 13.38 KG Carton volume: 15.5 FT³ 0.43 MT³</p>			List price												
	5951														
				OVERALL DIMENSIONS			SEAT DIMENSIONS			BACK DIMENSIONS					
		W	D	H	W	D	H	W	H						
	IN 24	25.5	34.25	20	17	19	19	16							
	MM 610	648	870	508	432	483	483	406							
	RTA 00	1 per carton													
			1	2	3	4	5	6	7	8	9	10	11	12	
	5951C	707	755	796	842	919	989	1060	1121	1198	1270	1367	1505		
 <p>Uph. Four-Legged Frame w/Cantilever Arms & Casters COM: 1.5 YD 1.37 M Unit weight: 21 LB 9.5 KG Carton weight: 29.5 LB 13.38 KG Carton volume: 15.5 FT³ 0.43 MT³</p>			List price												
	5951C														
				OVERALL DIMENSIONS			SEAT DIMENSIONS			BACK DIMENSIONS					
		W	D	H	W	D	H	W	H						
	IN 24	25.5	34.25	20	17	19	19	16							
	MM 610	648	870	508	432	483	483	406							
	RTA 00	1 per carton													

DESCRIPTION	FEATURES	MODEL#	STANDARD TEXTILE GRADES											
			1	2	3	4	5	6	7	8	9	10	11	12
 <p>Upholstered Four-Legged Frame w/Loop Arms COM: 1.5 YD 1.37 M Unit weight: 21 LB 9.5 KG Carton weight: 29.5 LB 13.38 KG Carton volume: 15.5 FT³ 0.43 MT³</p>		5952	620	668	709	755	832	902	973	1034	1111	1183	1280	1418
			OVERALL DIMENSIONS			SEAT DIMENSIONS			BACK DIMENSIONS					
			W	D	H	W	D	H	W	H				
			IN 23.75	25.5	34.25	20	17	19	19	16				
			MM 603	648	870	508	432	483	483	406				
		RTA 00	1 per carton											
 <p>Upholstered Four-Legged Frame w/Loop Arms & Casters COM: 1.5 YD 1.37 M Unit weight: 21 LB 9.5 KG Carton weight: 29.5 LB 13.38 KG Carton volume: 15.5 FT³ 0.43 MT³</p>		5952C	707	755	796	842	919	989	1060	1121	1198	1270	1367	1505
			OVERALL DIMENSIONS			SEAT DIMENSIONS			BACK DIMENSIONS					
			W	D	H	W	D	H	W	H				
			IN 23.75	25.5	34.25	20	17	19	19	16				
			MM 603	648	870	508	432	483	483	406				
		RTA 00	1 per carton											
 <p>Upholstered Cantilever Frame Armless COM: 1.5 YD 1.37 M Unit weight: 21 LB 9.5 KG Carton weight: 29.5 LB 13.38 KG Carton volume: 15.5 FT³ 0.43 MT³</p>		5953	576	624	665	711	788	858	929	990	1067	1139	1236	1374
			OVERALL DIMENSIONS			SEAT DIMENSIONS			BACK DIMENSIONS					
			W	D	H	W	D	H	W	H				
			IN 21.75	23.5	34.25	20	17	19	19	16				
			MM 552	597	870	508	432	483	483	406				
		RTA 00	1 per carton											
 <p>Upholstered Cantilever Frame w/Cantilever Arms COM: 1.5 YD 1.37 M Unit weight: 27 LB 12.3 KG Carton weight: 35.5 LB 16.1 KG Carton volume: 15.5 FT³ 0.43 MT³</p>		5954	664	712	753	799	876	946	1017	1078	1155	1227	1324	1462
			OVERALL DIMENSIONS			SEAT DIMENSIONS			BACK DIMENSIONS					
			W	D	H	W	D	H	W	H				
			IN 24	23.5	34.25	20	17	19	19	16				
			MM 610	597	870	508	432	483	483	406				
		RTA 00	1 per carton											
 <p>Upholstered Cantilever Frame w/Loop Arms COM: 1.5 YD 1.37 M Unit weight: 27 LB 12.3 KG Carton weight: 35.5 LB 16.1 KG Carton volume: 15.5 FT³ 0.43 MT³</p>		5955	664	712	753	799	876	946	1017	1078	1155	1227	1324	1462
			OVERALL DIMENSIONS			SEAT DIMENSIONS			BACK DIMENSIONS					
			W	D	H	W	D	H	W	H				
			IN 23.75	23.5	34.25	20	17	19	19	16				
			MM 603	597	870	508	432	483	483	406				
		RTA 00	1 per carton											

LOCUST







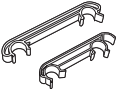

model 2121

STANDARD FEATURES

- Designed for reception and casual work areas.
- Stacks 6 high on floor or FP15 dolly.
- Standard glide is Black polypropylene.
- Standard with soft, durable, Black self-skinned urethane (SSU) armcaps that are warm to the touch.
- Upholstery options: fabric or vinyl only. Vinyl models may feature stitch detail across the seat and/or back cushions, if applicable.

OPTIONAL FEATURES

- Frames are available in textured Sandtex finishes: Black (TBL), Chrome (CHM), Shadow (TSH) or Tungsten (TTU). No upcharge.
- A selection of glide options is available. Glides must be chosen to best suit flooring type and site conditions. For more information, please refer to the glide section (page 358).
- Glides with felt pads (FG) are available for vinyl sheet, cork or laminate flooring, please specify. Add \$43.
- Glides with rubber pads (RG) are available for vinyl, hardwood, laminate, stone or ceramic flooring, please specify. Add \$43.
- Steel cushioned self-leveling glides (B) are available on all models (adds 0.5" to seat height), please specify. Add \$17.

DESCRIPTION	FEATURES	MODEL #	STANDARD TEXTILE GRADES													
			1	2	3	4	5	6	7	8	9	10	11	12		
 <p>Stacking Armchair SSU Arms COM: 1 YD 0.91 M Unit weight: 15 LB 6.8 KG Carton weight: 17.67 LB 8.01 KG Carton volume: 13.75 FT³ 0.38 MT³</p>	Stacks 6 high on floor or on dolly.	2121	350	382	409	440	491	538	585	626	677	725	790	882		
		OVERALL DIMENSIONS			SEAT DIMENSIONS			BACK DIMENSIONS								
		W D H			W D H			W H								
		IN 23 22 32			19 18 18			19 14								
		MM 584 559 813			483 457 457			483 356								
		RTA 00	3 per carton (pricing and specifications are for one chair)													
 <p>Stacking Chair Armless COM: 1 YD 0.91 M Unit weight: 12 LB 5.5 KG Carton weight: 14.67 LB 6.65 KG Carton volume: 13.75 FT³ 0.38 MT³</p>	Stacks 6 high on floor or on dolly.	2122	254	286	313	344	395	442	489	530	581	629	694	786		
		OVERALL DIMENSIONS			SEAT DIMENSIONS			BACK DIMENSIONS								
		W D H			W D H			W H								
		IN 20 22 32			19 18 18			19 14								
		MM 508 559 813			483 457 457			483 356								
		RTA 00	3 per carton (pricing and specifications are for one chair)													
		List price														
		FP15	176													
 <p>Chair Dolly COM: N/A Unit weight: 6.5 LB 2.94 KG Carton weight: 6.5 LB 2.95 KG Carton volume: 1.5 FT³ 0.04 MT³</p>		2131	20.25	21.5	3.75	-	-	-	-	-	-	-	-	-		
		OVERALL DIMENSIONS			SEAT DIMENSIONS			BACK DIMENSIONS								
		W D H			W D H			W H								
		IN 20.25 21.5 3.75			-			-								
		MM 514 546 95			-			-								
		RTA 00		1 per carton												
		List price														
		2131	7													
 <p>Snap On Ganging Brackets - Set of 2 COM: N/A Unit weight: 0.07 LB N/A KG Carton weight: 0.59 LB 0.27 KG Carton volume: 1 FT³ 0.02 MT³</p>		2131	0.87	7.75	1.5	-	-	-	-	-	-	-	-	-		
		OVERALL DIMENSIONS			SEAT DIMENSIONS			BACK DIMENSIONS								
		W D H			W D H			W H								
		IN 0.87 7.75 1.5			-			-								
		MM 22 197 38			-			-								
		RTA 00		Pricing is for the set, specifications are for one bracket												

MARCHE



model 8624 (BCH)








model 8621 (CHM)





STANDARD FEATURES

- A contemporary wood seating series.
- Legs are standard in Black with Black non-marking glides.
- Does not stack.
- Upholstery options: fabric, vinyl or leather. Vinyl and leather models may feature stitch detail across the seat and/or back cushions, if applicable.

OPTIONAL FEATURES

- Wood backs are available in Absolute (AAM), Black (BKM), Cherry (ACM), Cream (WTM), Espresso Cafe (ECM), English Oak (EOM), Fruitwood (TFM), Gray (HGM), Honey (AHM), Mahogany (TMM), Maple (AVM), Medium Walnut (MWM), Night (ASM), Noce Biondo (NBM), Noce Grigio (NGM), Noce Leggero (NEM), Noce Medio (NMM), Shaker Cherry (SKM), Walnut (TWM), White (WHM) and Winter Cherry (WCM). Please specify.
- Optional leg finishes are available: (TTU) Tungsten. No upcharge. (CHM) Chrome. Add \$59. (BCH) Brushed Chrome. Add \$59.

DESCRIPTION	FEATURES	MODEL #	STANDARD TEXTILE GRADES														
			1	2	3	4	5	6	7	8	9	10	11	12			
 <p>Side Chair w/Open Wood Back COM: 1 YD 0.91 M Unit weight: 20 LB 9.1 KG Carton weight: 27 LB 12.25 KG Carton volume: 11.25 FT³ 0.31 MT³</p>	Does not stack.	8621	830	862	889	920	971	1018	1065	1106	1157	1205	1270	1362			
			OVERALL DIMENSIONS			SEAT DIMENSIONS			BACK DIMENSIONS								
			W	D	H	W	D	H	W	H							
			IN 20	21	31.5	19	16.5	19	19	12.5							
			MM 508	533	800	483	419	483	483	318							
			RTA 00		1 per carton												
 <p>Side Chair w/Closed Upholstered Wood Back COM: 2.25 YD 2.06 M Unit weight: 20 LB 9.1 KG Carton weight: 27 LB 12.25 KG Carton volume: 11.25 FT³ 0.31 MT³</p>	Does not stack.	8622	881	953	1014	1084	1198	1304	1410	1502	1617	1725	1871	2078			
			OVERALL DIMENSIONS			SEAT DIMENSIONS			BACK DIMENSIONS								
			W	D	H	W	D	H	W	H							
			IN 20	21	31.5	19	16.5	19	19	12.5							
			MM 508	533	800	483	419	483	483	318							
			RTA 00		1 per carton												
 <p>Side Chair w/Closed Wood Back COM: 1 YD 0.91 M Unit weight: 20 LB 9.1 KG Carton weight: 27 LB 12.25 KG Carton volume: 11.25 FT³ 0.31 MT³</p>	Does not stack.	8624	830	862	889	920	971	1018	1065	1106	1157	1205	1270	1362			
			OVERALL DIMENSIONS			SEAT DIMENSIONS			BACK DIMENSIONS								
			W	D	H	W	D	H	W	H							
			IN 20	21	31.5	19	16.5	19	19	12.5							
			MM 508	533	800	483	419	483	483	318							
			RTA 00		1 per carton												
 <p>Counter Stool w/Open Wood Back COM: 1 YD 0.91 M Unit weight: 25 LB 11.4 KG Carton weight: 32 LB 14.51 KG Carton volume: 13 FT³ 0.36 MT³</p>	Does not stack.	8621S26	1106	1138	1165	1196	1247	1294	1341	1382	1433	1481	1546	1638			
			OVERALL DIMENSIONS			SEAT DIMENSIONS			BACK DIMENSIONS								
			W	D	H	W	D	H	W	H							
			IN 20	21	38.5	19	16.5	26	19	12.5							
			MM 508	533	978	483	419	660	483	318							
			RTA 00		1 per carton												
 <p>Counter Stool w/Closed Upholstered Wood Back COM: 2.25 YD 2.06 M Unit weight: 25 LB 11.4 KG Carton weight: 32 LB 14.51 KG Carton volume: 13 FT³ 0.36 MT³</p>	Does not stack.	8622S26	1154	1226	1287	1357	1471	1577	1683	1775	1890	1998	2144	2351			
			OVERALL DIMENSIONS			SEAT DIMENSIONS			BACK DIMENSIONS								
			W	D	H	W	D	H	W	H							
			IN 20	21	38.5	19	16.5	26	19	12.5							
			MM 508	533	978	483	419	660	483	318							
			RTA 00		1 per carton												

DESCRIPTION	FEATURES	MODEL #	STANDARD TEXTILE GRADES											
			1	2	3	4	5	6	7	8	9	10	11	12
 <p>Counter Stool w/Closed Wood Back COM: 1 YD 0.91 M Unit weight: 25 LB 11.4 KG Carton weight: 32 LB 14.51 KG Carton volume: 13 FT³ 0.36 MT³</p>	Does not stack.	8624S26	1106	1138	1165	1196	1247	1294	1341	1382	1433	1481	1546	1638
			OVERALL DIMENSIONS			SEAT DIMENSIONS			BACK DIMENSIONS					
			W	D	H	W	D	H	W	H				
			IN 20	21	38.5	19	16.5	26	19	12.5				
			MM 508	533	978	483	419	660	483	318				
		RTA 00	1 per carton											
 <p>Barstool w/Open Wood Back COM: 1 YD 0.91 M Unit weight: 30 LB 13.6 KG Carton weight: 38 LB 17.24 KG Carton volume: 14 FT³ 0.39 MT³</p>	Does not stack.	8621S30	1106	1138	1165	1196	1247	1294	1341	1382	1433	1481	1546	1638
			OVERALL DIMENSIONS			SEAT DIMENSIONS			BACK DIMENSIONS					
			W	D	H	W	D	H	W	H				
			IN 20	21	42.5	19	16.5	30	19	12.5				
			MM 508	533	1080	483	419	762	483	318				
		RTA 00	1 per carton											
 <p>Barstool w/Closed Upholstered Wood Back COM: 2.25 YD 2.06 M Unit weight: 30 LB 13.6 KG Carton weight: 38 LB 17.24 KG Carton volume: 14 FT³ 0.39 MT³</p>	Does not stack.	8622S30	1154	1226	1287	1357	1471	1577	1683	1775	1890	1998	2144	2351
			OVERALL DIMENSIONS			SEAT DIMENSIONS			BACK DIMENSIONS					
			W	D	H	W	D	H	W	H				
			IN 20	21	42.5	19	16.5	30	19	12.5				
			MM 508	533	1080	483	419	762	483	318				
		RTA 00	1 per carton											
 <p>Barstool w/Closed Wood Back COM: 1 YD 0.91 M Unit weight: 30 LB 13.6 KG Carton weight: 38 LB 17.24 KG Carton volume: 14 FT³ 0.39 MT³</p>	Does not stack.	8624S30	1106	1138	1165	1196	1247	1294	1341	1382	1433	1481	1546	1638
			OVERALL DIMENSIONS			SEAT DIMENSIONS			BACK DIMENSIONS					
			W	D	H	W	D	H	W	H				
			IN 20	21	42.5	19	16.5	30	19	12.5				
			MM 508	533	1080	483	419	762	483	318				
		RTA 00	1 per carton											

MAYNE



model 8335T





model 8336T

STANDARD FEATURES

- Mayne offers classic styling and value in a finely crafted wood framed side chair.
- Frame construction is beechwood.
- Legs are equipped with White non-marking polypropylene glides. Suitable for both carpet and hard surface flooring.
- Offered in two back styles: upholstered back or vertical wood slat.
- Does not stack.
- Upholstery options: fabric, vinyl or leather. Vinyl and leather models may feature stitch detail across the seat and/or back cushions, if applicable.

OPTIONAL FEATURES

- Wood frame are available in Absolute (AAM), Black (BKM), Cherry (ACM), Espresso Cafe (ECM), English Oak (EOM), Fruitwood (TFM), Gray (HGM), Honey (AHM), Mahogany (TMM), Maple (AVM), Medium Walnut (MWM), Natural Walnut (NLW), Night (ASM), Noce Biondo (NBM), Noce Grigio (NGM), Noce Leggero (NEM), Noce Medio (NMM), Shaker Cherry (SKM), Walnut (TWM), WC Cream (WTM), White (WHM) and Winter Cherry (WCM). Please specify.

DESCRIPTION	FEATURES	MODEL #	STANDARD TEXTILE GRADES													
			1	2	3	4	5	6	7	8	9	10	11	12		
 <p>Upholstered Armchair COM: 1 YD 0.91 M Unit weight: 21 LB 9.5 KG Carton weight: 27 LB 12.25 KG Carton volume: 13.25 FT³ 0.37 MT³</p>	<p>Does not stack.</p> <p>Ergonomic features: M, N</p>	<p>8335T</p>	1129	1161	1188	1219	1270	1317	1364	1405	1456	1504	1569	1661		
			<p>OVERALL DIMENSIONS</p> <p>W D H</p>			<p>SEAT DIMENSIONS</p> <p>W D H</p>			<p>BACK DIMENSIONS</p> <p>W H</p>							
			IN 23	24.5	33	20.5	18	18.5	19	14						
			MM 584	622	838	521	457	470	483	356						
			<p>RTA 00</p>		<p>courier</p>		<p>1 per carton</p>									
 <p>Vertical Wood Slat Armchair COM: 1 YD 0.91 M Unit weight: 19 LB 8.6 KG Carton weight: 25 LB 11.34 KG Carton volume: 13.25 FT³ 0.37 MT³</p>	<p>Does not stack.</p> <p>Ergonomic features: M, N</p>	<p>8336T</p>	1107	1139	1166	1197	1248	1295	1342	1383	1434	1482	1547	1639		
			<p>OVERALL DIMENSIONS</p> <p>W D H</p>			<p>SEAT DIMENSIONS</p> <p>W D H</p>			<p>BACK DIMENSIONS</p> <p>W H</p>							
			IN 23	24.5	33	20.5	18	18.5	19	14						
			MM 584	622	838	521	457	470	483	356						
			<p>RTA 00</p>		<p>courier</p>		<p>1 per carton</p>									

MODA



model 6961

Moda Stacking Chairs



For Moda stacking chairs, see page 166.

STANDARD FEATURES

- Moda is an upscale, classic looking multi-purpose product, ideal for conference rooms, training, break out and collaboration areas as well as light-use tasking.
- Chairs are molded with a one-piece shell. Available in Night (**BLK**), Cloud (**IVC**) or Shadow (**SHW**).
- Chair frame consists of a polished aluminum chassis on four steel legs in a durable Chrome finish.
- Standard with nylon glides (**N1**), suitable for carpet, rubber or concrete flooring.
- Upholstery options: fabric, vinyl or leather. Vinyl and leather models may feature stitch detail across the seat and/or back cushions, if applicable.

OPTIONAL FEATURES



- All models are available with optional armcaps in Black self-skinned urethane (**SSU**), in Black, Clear Grey or White finish plastic, or in Butternut, Ebony or Walnut woodgrain to match leg finishes.
- Model 6961 armcaps can also be upholstered in the matching fabric, vinyl or leather.
- Adjustable swivel glides (**SL**) are available for uneven floors, please specify.
- Glides with felt pads (**FG**) are available for vinyl sheet, cork or laminate flooring, please specify. Add \$17.
- Glides with rubber pads (**RG**) are available for vinyl sheet, hardwood, laminate, stone or ceramic flooring, please specify. Add \$17.

Please add option codes in the following order:

- **Model number**
6960 Armchair
6961 Armchair w/upholstered seat
- **Textile**
Specify textile code for seat (model 6961 only).
- **Shell finish** (no upcharge)
(BLK) Night
(IVC) Cloud
(SHW) Shadow
- **Armcap finish**
(NC) No armcaps.
(GC) Clear Grey plastic. Add \$24.
(H3) Black plastic. Add \$24.
(H4) White plastic. Add \$24.
(SS) Black SSU. Add \$47.
(BT) Butternut woodgrain plastic. Add \$96.
(EB) Ebony woodgrain plastic. Add \$96.
(WU) Walnut woodgrain plastic. Add \$96.
(UP) Upholstered (matches seat, model 6961 only). Add \$54.
- **Leg finish**
(CHM) Chrome. No upcharge.
(TBL) Black. Add \$72.
(TTU) Tungsten. Add \$72.
(BT) Butternut woodgrain. Add \$149.
(EB) Ebony woodgrain. Add \$149.
(WU) Walnut woodgrain. Add \$149.
- **Glide style** (no upcharge)
(ST) Fixed.
(SL) Adjustable swivel.
- **Glide type**
(N1) Standard nylon. No upcharge.
(FG) Felt. Add \$17.
(RG) Rubber. Add \$17.

EXAMPLE MODA FOUR-LEGGED CHAIR ORDER CODE:

6961	-HD05	-IVC	-NC	-CHM	-ST	-N1
Model #	Textile	Shell	Armcaps	Legs	Glide style	Glide type

DESCRIPTION	FEATURES	MODEL #	STANDARD TEXTILE GRADES												
 <p>Four-Legged Armchair COM: N/A Unit weight: 16 LB 7.3 KG Carton weight: 25 LB 11.34 KG Carton volume: 17.5 FT³ 0.49 MT³</p>	Polypropylene seat & back.	6960	List price												
		6960	690												
 <p>Four-Legged Armchair COM: 0.75 YD 0.69 M Unit weight: 19 LB 8.6 KG Carton weight: 28 LB 12.7 KG Carton volume: 17.5 FT³ 0.49 MT³</p>	Upholstered seat/polypropylene back.	6961	1	2	3	4	5	6	7	8	9	10	11	12	
		6961	812	836	856	880	918	953	988	1019	1057	1093	1142	1211	
			OVERALL DIMENSIONS			SEAT DIMENSIONS			BACK DIMENSIONS						
			W	D	H	W	D	H	W	H					
			IN 25	25	31	20.5	18	16	20	15					
			MM 635	635	787	521	457	406	508	381					
		RTA 00	1 per carton												
			OVERALL DIMENSIONS			SEAT DIMENSIONS			BACK DIMENSIONS						
			W	D	H	W	D	H	W	H					
			IN 25	25	31	20.5	18	16.5	20	14.5					
			MM 635	635	787	521	457	419	508	368					
		RTA 00	1 per carton												

MODA



model 6962

Moda Four-Legged Chairs



For Moda four-legged chairs, please see page 165.

STANDARD FEATURES

- Moda is an upscale, classic looking multi-purpose product, ideal for conference rooms, training, break out and collaboration areas as well as light-use tasking.
- Chairs are molded with a one-piece shell. Available in Night (**BLK**), Cloud (**IVC**) or Shadow (**SHW**).
- Chair frame consists of 0.5" diameter solid steel rod available exclusively in a durable Chrome finish.
- Chairs can be ganged together using ganging clamp set 6970, providing min. 0.25" space between chairs.
- Standard with shell-matching nylon glides (**N1**), suitable for carpet, rubber or concrete flooring.
- Upholstery options: fabric, vinyl or leather. Vinyl and leather models may feature stitch detail across the seat and/or back cushions, if applicable.

OPTIONAL FEATURES



- All models are available with optional armcaps in Black self-skinned urethane (SSU), or in Black, Clear Grey or White finish plastic.
- Model 6963 armcaps can also be upholstered in the matching fabric, vinyl or leather.
- Glides with felt pads (**FG**) are available for vinyl sheet, cork or laminate flooring, please specify. Add \$17.
- Glides with rubber pads (**RG**) are available for vinyl sheet, hardwood, laminate, stone or ceramic flooring, please specify. Add \$17.


Please add option codes in the following order:



- **Model number**
6962 Armchair
6963 Armchair w/upholstered seat
- **Textile**
Specify textile code for seat (model 6963 only).
- **Shell finish** (no upcharge)
(BLK) Night
(IVC) Cloud
(SHW) Shadow
- **Glides**
(N1) Standard nylon. No upcharge.
(FG) Felt. Add \$17.
(RG) Rubber. Add \$17.
- **Armcap finish**
(NC) No armcaps.
(SS) Black SSU. Add \$47.
(GC) Clear Grey plastic. Add \$24.
(H3) Black plastic. Add \$24.
(H4) White plastic. Add \$24.
(UP) Upholstered (matches seat, model 6963 only). Add \$54.

EXAMPLE MODA STACKING CHAIR ORDER CODE:

6963	-HD05	-IVC	-N1	-NC
Model #	Textile	Shell	Glides	Armcaps

DESCRIPTION	FEATURES	MODEL #	STANDARD TEXTILE GRADES																																																
 <p>Armchair, Sled Base COM: N/A Unit weight: 16 LB 7.3 KG Carton weight: 20.5 LB 9.3 KG Carton volume: 17.5 FT³ 0.49 MT³</p>	Polypropylene seat & back. Stacks 5 high on floor. Stacks 14 high on dolly.	List price 6962 596																																																	
			<table border="1"> <thead> <tr> <th rowspan="2"></th> <th colspan="3">OVERALL DIMENSIONS</th> <th colspan="3">SEAT DIMENSIONS</th> <th colspan="3">BACK DIMENSIONS</th> </tr> <tr> <th>W</th> <th>D</th> <th>H</th> <th>W</th> <th>D</th> <th>H</th> <th>W</th> <th>H</th> </tr> </thead> <tbody> <tr> <td>IN</td> <td>25</td> <td>25</td> <td>31</td> <td>20.5</td> <td>18</td> <td>16</td> <td>20</td> <td>15</td> </tr> <tr> <td>MM</td> <td>635</td> <td>635</td> <td>787</td> <td>521</td> <td>457</td> <td>406</td> <td>508</td> <td>381</td> </tr> </tbody> </table>		OVERALL DIMENSIONS			SEAT DIMENSIONS			BACK DIMENSIONS			W	D	H	W	D	H	W	H	IN	25	25	31	20.5	18	16	20	15	MM	635	635	787	521	457	406	508	381												
			OVERALL DIMENSIONS			SEAT DIMENSIONS			BACK DIMENSIONS																																										
W	D		H	W	D	H	W	H																																											
IN	25	25	31	20.5	18	16	20	15																																											
MM	635	635	787	521	457	406	508	381																																											
	<table border="1"> <thead> <tr> <th></th> <th>1</th> <th>2</th> <th>3</th> <th>4</th> <th>5</th> <th>6</th> <th>7</th> <th>8</th> <th>9</th> <th>10</th> <th>11</th> <th>12</th> </tr> </thead> <tbody> <tr> <td>6963</td> <td>716</td> <td>740</td> <td>760</td> <td>784</td> <td>822</td> <td>857</td> <td>892</td> <td>923</td> <td>961</td> <td>997</td> <td>1046</td> <td>1115</td> </tr> </tbody> </table>		1	2	3	4	5	6	7	8	9	10	11	12	6963	716	740	760	784	822	857	892	923	961	997	1046	1115																								
	1	2	3	4	5	6	7	8	9	10	11	12																																							
6963	716	740	760	784	822	857	892	923	961	997	1046	1115																																							
 <p>Armchair, Sled Base COM: 0.75 YD 0.69 M Unit weight: 19 LB 8.6 KG Carton weight: 23.5 LB 10.66 KG Carton volume: 17.5 FT³ 0.49 MT³</p>	Upholstered seat/polypropylene back. Stacks 4 high on floor. Stacks 8 high on dolly.	RTA 00 2 per carton (pricing and specifications are for one chair)																																																	
			<table border="1"> <thead> <tr> <th rowspan="2"></th> <th colspan="3">OVERALL DIMENSIONS</th> <th colspan="3">SEAT DIMENSIONS</th> <th colspan="3">BACK DIMENSIONS</th> </tr> <tr> <th>W</th> <th>D</th> <th>H</th> <th>W</th> <th>D</th> <th>H</th> <th>W</th> <th>H</th> </tr> </thead> <tbody> <tr> <td>IN</td> <td>25</td> <td>25</td> <td>31</td> <td>20.5</td> <td>18</td> <td>16.5</td> <td>20</td> <td>14.5</td> </tr> <tr> <td>MM</td> <td>635</td> <td>635</td> <td>787</td> <td>521</td> <td>457</td> <td>419</td> <td>508</td> <td>368</td> </tr> </tbody> </table>		OVERALL DIMENSIONS			SEAT DIMENSIONS			BACK DIMENSIONS			W	D	H	W	D	H	W	H	IN	25	25	31	20.5	18	16.5	20	14.5	MM	635	635	787	521	457	419	508	368												
			OVERALL DIMENSIONS			SEAT DIMENSIONS			BACK DIMENSIONS																																										
W	D		H	W	D	H	W	H																																											
IN	25	25	31	20.5	18	16.5	20	14.5																																											
MM	635	635	787	521	457	419	508	368																																											
	RTA 00 2 per carton (pricing and specifications are for one chair)																																																		

DESCRIPTION	FEATURES	MODEL#	STANDARD TEXTILE GRADES																																				
 <p>Medium Density Dolly COM: N/A Unit weight: 43 LB 19.5 KG Carton weight: 60 LB 27.22 KG Carton volume: 13.25 FT³ 0.37 MT³</p>	<p>Can stack chairs up to 14 high. For upholstered models, can stack chairs up to 8 high.</p>	List price																																					
		6969	923																																				
		<table border="1"> <thead> <tr> <th colspan="3">OVERALL DIMENSIONS</th> <th colspan="3">SEAT DIMENSIONS</th> <th colspan="2">BACK DIMENSIONS</th> </tr> <tr> <th>W</th> <th>D</th> <th>H</th> <th>W</th> <th>D</th> <th>H</th> <th>W</th> <th>H</th> </tr> </thead> <tbody> <tr> <td>IN 25</td> <td>63</td> <td>36.75</td> <td>-</td> <td>-</td> <td>-</td> <td>-</td> <td>-</td> </tr> <tr> <td>MM 635</td> <td>1600</td> <td>933</td> <td>-</td> <td>-</td> <td>-</td> <td>-</td> <td>-</td> </tr> </tbody> </table>			OVERALL DIMENSIONS			SEAT DIMENSIONS			BACK DIMENSIONS		W	D	H	W	D	H	W	H	IN 25	63	36.75	-	-	-	-	-	MM 635	1600	933	-	-	-	-	-	<p>RTA 1 1 per carton</p>		
		OVERALL DIMENSIONS			SEAT DIMENSIONS			BACK DIMENSIONS																															
W	D	H	W	D	H	W	H																																
IN 25	63	36.75	-	-	-	-	-																																
MM 635	1600	933	-	-	-	-	-																																

 <p>Ganging Clamps - Set of 2 COM: N/A Unit weight: 0.13 LB 0.1 KG Carton weight: 0.3 LB 0.14 KG Carton volume: 0.3 FT³ 0.01 MT³</p>	<p>Pricing is for the set, specifications are for one clamp</p>	List price																																					
		6970	42																																				
		<table border="1"> <thead> <tr> <th colspan="3">OVERALL DIMENSIONS</th> <th colspan="3">SEAT DIMENSIONS</th> <th colspan="2">BACK DIMENSIONS</th> </tr> <tr> <th>W</th> <th>D</th> <th>H</th> <th>W</th> <th>D</th> <th>H</th> <th>W</th> <th>H</th> </tr> </thead> <tbody> <tr> <td>IN 3</td> <td>1.5</td> <td>0.75</td> <td>-</td> <td>-</td> <td>-</td> <td>-</td> <td>-</td> </tr> <tr> <td>MM 76</td> <td>38</td> <td>19</td> <td>-</td> <td>-</td> <td>-</td> <td>-</td> <td>-</td> </tr> </tbody> </table>			OVERALL DIMENSIONS			SEAT DIMENSIONS			BACK DIMENSIONS		W	D	H	W	D	H	W	H	IN 3	1.5	0.75	-	-	-	-	-	MM 76	38	19	-	-	-	-	-	<p>RTA 00  Pricing is for the set, specifications are for one clamp</p>		
		OVERALL DIMENSIONS			SEAT DIMENSIONS			BACK DIMENSIONS																															
W	D	H	W	D	H	W	H																																
IN 3	1.5	0.75	-	-	-	-	-																																
MM 76	38	19	-	-	-	-	-																																

POPCORN



model 6711



model 6712



Hand Hold Feature



model 6741TR

	Popcorn Chair Stacking Capability		Popcorn Stool Stacking Capability	
	Stacking on floor	Stacking on dolly	Stacking on floor	Stacking on dolly
Armless				
Polypropylene seat	up to 10 high	up to 34 high	up to 8 high	N/A
Upholstered seat	up to 8 high	up to 15 high	up to 8 high	N/A
With Arms				
Polypropylene seat	up to 10 high	up to 34 high	up to 8 high	N/A
Upholstered seat	up to 8 high	up to 15 high	up to 8 high	N/A

STANDARD FEATURES

- Popcorn is a high quality stacking chair, ideal for multi-purpose stack applications within corporate, government and healthcare facilities.
- Chair frame is constructed of 0.5" diameter solid steel rod available exclusively in a durable Chrome finish. There is no crossbar to interfere with feet or leg positions.
- Chairs are "wall safe". Rear legs hit the baseboard first leaving clearance between the back of the chair and the wall, saving both the chair and the wall from damage.
- Upper back features a cut-out hand hold to assist in stacking and transportation.
- Seat and back consists of a one-piece polypropylene shell for strength and ease of cleaning and disinfecting.
- Chairs can be ganged together using ganging clamp set 6626, providing no space between armchair models and 5" space between armless models.
- Chrome frame without glides is standard and suitable for cork, rubberized and carpeted floors.
- Task chairs are standard with five prong, injection molded, fiberglass reinforced nylon Black spider base and dual wheel carpet casters (C1).
- Task chairs are available with a tablet. Tablet arms are extremely rugged, suitable for armed forces and student use. Tablet hinges up to allow ease of egress. Tablet slides forward and back to accommodate any body size comfortably.
- Standard tablet (D8) size is 18"D x 14.5"W and is made of Black polymer. Tablets are attached at the left or right (as seated) of the task chair.
- Upholstery options: fabric, vinyl or leather. Vinyl and leather models may feature stitch detail across the seat and/or back cushions, if applicable.
- Upholstered models are equipped with a smooth Black shroud underneath the seat to help prevent frame imprints on the lower chair while stacked.
- Popcorn beam seating consists of upper seat units (6717, 6719) including mounting brackets and all hardware necessary for attachment to beam.
- For all beam components, tables and a complete list of available upper seat units, see Beam Seating series.

OPTIONAL FEATURES

- Polypropylene shell and coordinating arms are available in 14 designer colors: Buzz Blue (BZB), Cactus (CCT), Carrot (CRO), Cloud (IVC), Dijon (DJN), Eggplant (EGP), Fog (FOG), Frost (FRO), Ink (INK), Latte (LAB), Night (BLK), Sand (SND), Scarlet (SAR) and Shadow (SHW). Please specify.
- An optional 18.5"D x 18.5"W high pressure laminate writing tablet is available. The core is hardwood veneer plywood with a radiused edge and finished in clear lacquer. This writing tablet is offered in the following finishes: Black (BLK), Clear Maple (CMB), Designer White (DWT) and Noce Grigio (NGL). Please specify. Add \$68.
- For hard surface flooring casters on task chairs, please specify (C9R). Add \$21.
- A selection of glide options is available. Glides must be chosen to best suit flooring type and site conditions. For more information, please refer to the glide section (page 358).
- Clear polycarbonate glides (CG) are available for carpet, rubber or concrete flooring, please specify. Add \$9.
- Glides with stainless steel pads (SG) are available for carpet or rubber flooring, please specify. Add \$19.
- Glides with felt pads (FG) are available for vinyl sheet, cork or laminate flooring, please specify. Add \$19.
- Glides with rubber pads (RG) are available for vinyl, hardwood, laminate, stone or ceramic flooring, please specify. Add \$19.

DESCRIPTION FEATURES MODEL # STANDARD TEXTILE GRADES



Armchair
COM: N/A
Unit weight: 21 LB | 9.5 KG
Carton weight: 23.5 LB | 10.66 KG
Carton volume: 23 FT³ | 0.65 MT³

Polypropylene seat & back.
Stacks 10 high on floor.
Stacks 34 high on dolly.

List price

6710 282

	OVERALL DIMENSIONS			SEAT DIMENSIONS			BACK DIMENSIONS	
	W	D	H	W	D	H	W	H

IN	24.5	23.5	32.5	18	18	16.5	19.5	16
MM	622	597	826	457	457	419	495	406

RTA 00

4 per carton (pricing and specifications are for one chair)



Armless Chair
COM: N/A
Unit weight: 15 LB | 6.8 KG
Carton weight: 17.25 LB | 7.82 KG
Carton volume: 17 FT³ | 0.48 MT³

Polypropylene seat & back.
Stacks 10 high on floor.
Stacks 34 high on dolly.

List price






6711 208






	OVERALL DIMENSIONS			SEAT DIMENSIONS			BACK DIMENSIONS	
	W	D	H	W	D	H	W	H










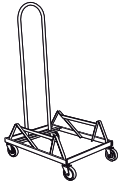






IN	20	23.5	32.5	18	18	16.5	19.5	16
MM	508	597	826	457	457	419	495	406

RTA 00

4 per carton (pricing and specifications are for one chair)

DESCRIPTION	FEATURES	MODEL#	STANDARD TEXTILE GRADES														
			1	2	3	4	5	6	7	8	9	10	11	12			
 <p>Armchair COM: 0.75 YD 0.69 M Unit weight: 22 LB 10 KG Carton weight: 25.25 LB 11.45 KG Carton volume: 26.75 FT³ 0.75 MT³</p>	Upholstered seat/polypropylene back. Stacks 8 high on floor. Stacks 15 high on dolly.	6712	371	395	415	439	477	512	547	578	616	652	701	770			
			OVERALL DIMENSIONS			SEAT DIMENSIONS			BACK DIMENSIONS								
			W	D	H	W	D	H	W	H							
			IN 24.5 MM 622	23.5 597	32.5 826	18 457	18 457	17 432	19.5 495	15.5 394							
		RTA 00		4 per carton (pricing and specifications are for one chair)													
 <p>Armless Chair COM: 0.75 YD 0.69 M Unit weight: 16 LB 7.3 KG Carton weight: 19.25 LB 8.73 KG Carton volume: 19.25 FT³ 0.54 MT³</p>	Upholstered seat/polypropylene back. Stacks 8 high on floor. Stacks 15 high on dolly.	6713	296	320	340	364	402	437	472	503	541	577	626	695			
			OVERALL DIMENSIONS			SEAT DIMENSIONS			BACK DIMENSIONS								
			W	D	H	W	D	H	W	H							
			IN 20 MM 508	23.5 597	32.5 826	18 457	18 457	17 432	19.5 495	15.5 394							
		RTA 00		4 per carton (pricing and specifications are for one chair)													
 <p>Bar Stool w/Arms COM: N/A Unit weight: 25 LB 11.4 KG Carton weight: 29.5 LB 13.38 KG Carton volume: 18.25 FT³ 0.51 MT³</p>	Polypropylene seat & back. Stacks 8 high on floor.	List price		6710BS	466												
		OVERALL DIMENSIONS			SEAT DIMENSIONS			BACK DIMENSIONS									
		W	D		H	W	D	H	W	H							
		IN 24.5 MM 622	25.5 648		44.5 1130	18 457	18 457	29 737	19.5 495	16 406							
		RTA 00		2 per carton (pricing and specifications are for one chair)													
 <p>Counter Stool w/Arms COM: N/A Unit weight: 20 LB 9.1 KG Carton weight: 25.25 LB 11.45 KG Carton volume: 24 FT³ 0.67 MT³</p>	Polypropylene seat & back. Stacks 8 high on floor.	List price		6710CS	437												
		OVERALL DIMENSIONS			SEAT DIMENSIONS			BACK DIMENSIONS									
		W	D		H	W	D	H	W	H							
		IN 24.5 MM 622	25.5 648		40.5 1029	18 457	18 457	24 610	19.5 495	16 406							
		RTA 00		2 per carton (pricing and specifications are for one chair)													
 <p>Armless Bar Stool COM: N/A Unit weight: 23 LB 10.5 KG Carton weight: 27.5 LB 12.47 KG Carton volume: 18.25 FT³ 0.51 MT³</p>	Polypropylene seat & back. Stacks 8 high on floor.	List price		6711BS	391												
		OVERALL DIMENSIONS			SEAT DIMENSIONS			BACK DIMENSIONS									
		W	D		H	W	D	H	W	H							
		IN 20 MM 508	25.5 648		44.5 1130	18 457	18 457	29 737	19.5 495	16 406							
		RTA 00		2 per carton (pricing and specifications are for one chair)													

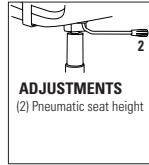
DESCRIPTION	FEATURES	MODEL#	STANDARD TEXTILE GRADES											
 <p>Armless Counter Stool COM: N/A Unit weight: 18 LB 8.2 KG Carton weight: 22.5 LB 10.21 KG Carton volume: 18.25 FT³ 0.51 MT³</p>	Polypropylene seat & back. Stacks 8 high on floor.	List price												
		6711CS	361											
		OVERALL DIMENSIONS			SEAT DIMENSIONS			BACK DIMENSIONS						
		IN	20	25.5	40.5	18	18	24	19.5	16				
MM	508	648	1029	457	457	610	495	406						
		RTA 00	2 per carton (pricing and specifications are for one chair)											
 <p>Bar Stool w/Arms COM: 0.75 YD 0.69 M Unit weight: 27 LB 12.3 KG Carton weight: 30 LB 13.61 KG Carton volume: 21.5 FT³ 0.6 MT³</p>	Upholstered seat/polypropylene back. Stacks 8 high on floor.	1 2 3 4 5 6 7 8 9 10 11 12												
		6712BS	554	578	598	622	660	695	730	761	799	835	884	953
		OVERALL DIMENSIONS			SEAT DIMENSIONS			BACK DIMENSIONS						
		IN	24.5	25.5	44.5	18	18	29.5	19.5	16				
MM	622	648	1130	457	457	749	495	406						
		RTA 00	2 per carton (pricing and specifications are for one chair)											
 <p>Counter Stool w/Arms COM: 0.75 YD 0.69 M Unit weight: 22 LB 10 KG Carton weight: 26 LB 11.79 KG Carton volume: 21.5 FT³ 0.6 MT³</p>	Upholstered seat/polypropylene back. Stacks 8 high on floor.	1 2 3 4 5 6 7 8 9 10 11 12												
		6712CS	525	549	569	593	631	666	701	732	770	806	855	924
		OVERALL DIMENSIONS			SEAT DIMENSIONS			BACK DIMENSIONS						
		IN	24.5	25.5	40.5	18	18	24.5	19.5	16				
MM	622	648	1029	457	457	622	495	406						
		RTA 00	2 per carton (pricing and specifications are for one chair)											
 <p>Armless Bar Stool COM: 0.75 YD 0.69 M Unit weight: 25 LB 11.4 KG Carton weight: 29.5 LB 13.38 KG Carton volume: 18.25 FT³ 0.51 MT³</p>	Upholstered seat/polypropylene back. Stacks 8 high on floor.	1 2 3 4 5 6 7 8 9 10 11 12												
		6713BS	480	504	524	548	586	621	656	687	725	761	810	879
		OVERALL DIMENSIONS			SEAT DIMENSIONS			BACK DIMENSIONS						
		IN	20	25.5	44.5	18	18	29.5	19.5	16				
MM	508	648	1130	457	457	749	495	406						
		RTA 00	2 per carton (pricing and specifications are for one chair)											
 <p>Armless Counter Stool COM: 0.75 YD 0.69 M Unit weight: 20 LB 9.1 KG Carton weight: 24.5 LB 11.11 KG Carton volume: 18.25 FT³ 0.51 MT³</p>	Upholstered seat/polypropylene back. Stacks 8 high on floor.	1 2 3 4 5 6 7 8 9 10 11 12												
		6713CS	449	473	493	517	555	590	625	656	694	730	779	848
		OVERALL DIMENSIONS			SEAT DIMENSIONS			BACK DIMENSIONS						
		IN	20	25.5	40.5	18	18	24.5	19.5	16				
MM	508	648	1029	457	457	622	495	406						
		RTA 00	2 per carton (pricing and specifications are for one chair)											

DESCRIPTION	FEATURES	MODEL#	STANDARD TEXTILE GRADES											
 <p>Armless Seat Unit COM: N/A Unit weight: 17 LB 7.7 KG Carton weight: 19 LB 8.62 KG Carton volume: 6.5 FT³ 0.18 MT³</p>	<p>Polypropylene seat & back. Use with beam.</p>	<p>6717</p>	List price											
			307											
			OVERALL DIMENSIONS			SEAT DIMENSIONS			BACK DIMENSIONS					
			W	D	H	W	D	H	W	H				
IN	20	21	18	18	18	-	19.5	16						
MM	508	533	457	457	457	-	495	406						
			  2 per carton (pricing and specifications are for one chair)											
			1	2	3	4	5	6	7	8	9	10	11	12
6719			395	419	439	463	501	536	571	602	640	676	725	794
 <p>Armless Seat Unit COM: 0.75 YD 0.69 M Unit weight: 18 LB 8.2 KG Carton weight: 20 LB 9.07 KG Carton volume: 6.5 FT³ 0.18 MT³</p>	<p>Upholstered seat/polypropylene back. Use with beam.</p>	<p>6719</p>	List price											
			771											
			OVERALL DIMENSIONS			SEAT DIMENSIONS			BACK DIMENSIONS					
			W	D	H	W	D	H	W	H				
IN	20	21	18	18	18	-	19.5	16						
MM	508	533	457	457	457	-	495	406						
			  2 per carton (pricing and specifications are for one chair)											
 <p>Medium Density Dolly COM: N/A Unit weight: 24 LB 10.9 KG Carton weight: 29 LB 13.15 KG Carton volume: 9 FT³ 0.25 MT³</p>	<p>For upholstered models. Can stack chairs up to 15 high. Fits through standard 80" door frame.</p>	<p>6714</p>	List price											
			771											
			OVERALL DIMENSIONS			SEAT DIMENSIONS			BACK DIMENSIONS					
			W	D	H	W	D	H	W	H				
IN	23	31	18.5	-	-	-	-	-						
MM	584	787	470	-	-	-	-	-						
			  1 per carton											
 <p>High Density Dolly COM: N/A Unit weight: 30 LB 13.6 KG Carton weight: 36 LB 16.33 KG Carton volume: 5.5 FT³ 0.15 MT³</p>	<p>For polypropylene models. Can stack chairs up to 34 high. Fits through standard 80" door frame.</p>	<p>6715</p>	List price											
			771											
			OVERALL DIMENSIONS			SEAT DIMENSIONS			BACK DIMENSIONS					
			W	D	H	W	D	H	W	H				
IN	21.37	31.75	51.75	-	-	-	-	-						
MM	543	806	1314	-	-	-	-	-						
			  1 per carton											
  <p>Ganging Clamps - Set of 2 COM: N/A Unit weight: 0.25 LB 0.1 KG Carton weight: 0.3 LB 0.14 KG Carton volume: 0.04 FT³ 0.001 MT³</p>		<p>6626</p>	List price											
			20											
			OVERALL DIMENSIONS			SEAT DIMENSIONS			BACK DIMENSIONS					
			W	D	H	W	D	H	W	H				
IN	1	6.5	0.75	-	-	-	-	-						
MM	25	165	19	-	-	-	-	-						
			  2 per carton (pricing is for the set, specifications are for one bracket)											

DESCRIPTION FEATURES MODEL# STANDARD TEXTILE GRADES



Armless Task
 COM: N/A
 Unit weight: 24 LB | 10.9 KG
 Carton weight: 33 LB | 14.97 KG
 Carton volume: 17.5 FT³ | 0.49 MT³

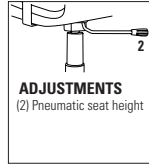


Polypropylene seat & back.
 Ergonomic features: C

		List price							
6741		425							
OVERALL DIMENSIONS			SEAT DIMENSIONS			BACK DIMENSIONS			
W	D	H	W	D	H	W	H		
IN 20	23	30.5	18	18	15.5	19.5	16		
MM 508	584	775	457	457	394	495	406		
		RTA 00		1 per carton					



Armless Task w/Tablet
 COM: N/A
 Unit weight: 33 LB | 15 KG
 Carton weight: 40 LB | 18.14 KG
 Carton volume: 15.75 FT³ | 0.44 MT³

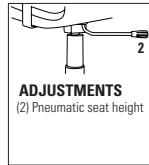


Polypropylene seat & back.
 Ergonomic features: C
Specify (L) left or (R) right tablet.

		List price							
6741TR 6741TL		686							
OVERALL DIMENSIONS			SEAT DIMENSIONS			BACK DIMENSIONS			
W	D	H	W	D	H	W	H		
IN 24.75	26	30.5	18	18	15.5	19.5	16		
MM 629	660	775	457	457	394	495	406		
		RTA 00		1 per carton					



Armless Task
 COM: 0.75 YD | 0.69 M
 Unit weight: 26 LB | 11.8 KG
 Carton weight: 33 LB | 14.97 KG
 Carton volume: 14.25 FT³ | 0.4 MT³

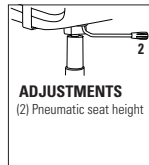


Upholstered seat/polypropylene back.
 Ergonomic features: C

		List price							
6743		1 2 3 4 5 6 7 8 9 10 11 12							
		515 539 559 583 621 656 691 722 760 796 845 914							
OVERALL DIMENSIONS			SEAT DIMENSIONS			BACK DIMENSIONS			
W	D	H	W	D	H	W	H		
IN 20	23	30.5	18	18	16	19.5	16		
MM 508	584	775	457	457	406	495	406		
		RTA 00		1 per carton					



Armless Task w/Tablet
 COM: 0.75 YD | 0.69 M
 Unit weight: 35 LB | 15.9 KG
 Carton weight: 44 LB | 19.96 KG
 Carton volume: 17.5 FT³ | 0.49 MT³



Upholstered seat/polypropylene back.
 Ergonomic features: C
Specify (L) left or (R) right tablet.

		List price							
6743TR 6743TL		776 800 820 844 882 917 952 983 1021 1057 1106 1175							
OVERALL DIMENSIONS			SEAT DIMENSIONS			BACK DIMENSIONS			
W	D	H	W	D	H	W	H		
IN 24.75	26	30.5	18	18	16	19.5	16		
MM 629	660	775	457	457	406	495	406		
		RTA 00		1 per carton					

REBOUND



model R5APU

model R5CSAPU

	Rebound Chair Stacking Capability		Rebound Stools Stacking Capability
	Stacks on floor	Stacks on dolly (RDOL)	Stacks on floor only
Four-Legged (Glide/Caster) + Sled Base Models			
Polypropylene	up to 5 high	up to 10 high	up to 5 high
Upholstered seat	up to 5 high	up to 10 high	up to 5 high

EXAMPLE REBOUND ORDER CODE:

R5APUG	-CCT	-BL20	-CHM	-NM
Model #	Back, seat + arm finish	Seat textile	Frame finish	Glide type


STANDARD FEATURES

- Designed by Alessandro Piretti, Rebound features a flexible back for ultimate comfort. The series includes: four-legged & sled base chairs and four-legged counter & bar stools.
- Polypropylene shell is easy to clean/wipe down and offered in a variety of finishes.
- Models available with polypropylene back & seat or polypropylene back & upholstered seat.
- Models available with or without arms. Arms match selected shell finish.
- Four-legged and sled base models have tubular steel bases available in a wide variety of paint and plated finishes.
- Chairs with four legs are available with glides (G suffix models) and casters (C suffix models). Four-legged chairs have Black nylon (BG) glides or are available in a variety of glide types (to best suit the flooring type and site conditions). See upcharges.
- Sled base chairs are available with either Black or White opaque nylon glides.
- Four-legged chairs and sled base chairs are stackable up to 5 high on floor and 10 high on dolly (RDOL). Models with upholstered seats stack 5 high on floor and 10 high on the dolly. Counter and bar stools stack up to 5 high on floor.
- All models are equipped with a color coordinated under seat shroud.
- Due to the flex back design, chairs should be positioned away from walls.
- Active weight capacity for chairs with casters is 300 lbs. and 400 lbs. for chairs with glides.
- Upholstery options: fabric, vinyl or leather. Vinyl and leather models may feature stitch detail across the seat and/or back cushions, if applicable.


Please add option codes in the following order:

- Model number**
R5 ___ (G or C) Four-legged chair (glides or casters)
R6 ___ Sled base chair
R5BS ___ Bar stool
R5CS ___ Counter stool
RDOL Stacking dolly
- Back, seat + arm finish**
(BZB) Buzz Blue **(FRO)** Frost
(CCT) Cactus **(INK)** Ink
(CRO) Carrot **(LAB)** Latte
(IVC) Cloud **(BLK)** Night
(DJN) Dijon **(SND)** Sand
(EGP) Eggplant **(SAR)** Scarlet
(FOG) Fog **(SHW)** Shadow
- Seat textile** (upholstered seat models)
Specify textile
- Frame finish**
For leg frame finish options, please see page 379. Upcharges apply for plated finishes:
(CHM) Chrome. Add \$33 for four-legged chairs. Add \$42 for sled base chairs. Add \$60 for stools.
(BCH) Brushed Chrome. Add \$119 for four-legged chairs. Add \$145 for sled base chairs. Add \$197 for stools.
(SBR) Satin Brass. Add \$176 for four-legged chairs. Add \$213 for sled base chairs. Add \$288 for stools.
(ACO) Antique Copper. Add \$176 for four-legged chairs. Add \$213 for sled base chairs. Add \$288 for stools.
- Glide type** (four-legged chair models only)
(BG) Black nylon glides for some hard floor/ carpeted surfaces.
(NM) White nylon non-marking glides for some hard floor/carpeted surfaces.
(FG) Glides w/felt pads are available for vinyl sheet, cork or laminate flooring, please specify. Add \$19.
(RG) Glides with rubber pads are available for vinyl, hardwood, laminate, stone or ceramic flooring, please specify. Add \$19.
(SG) Glides with stainless steel pads are available for carpet or rubber flooring, please specify. Add \$19.
Glide type (sled base chair models only)
(GL) Black nylon glides.
(NM) White non-marking glides.
- Caster type** (for caster models)
(DC) 2" caster for carpeted surfaces
(RC) 2" caster for most hard floor surfaces. Add \$17.


DESCRIPTION	FEATURES	MODEL #	STANDARD TEXTILE GRADES								
			List price								
		R5APPG glides	490								
		R5APPC casters	540								
				OVERALL DIMENSIONS		SEAT DIMENSIONS		BACK DIMENSIONS			
				W	D	H	W	D	H	W	H
			IN 26.25	20.5	32.75	19.25	17.75	17.5	18.5	15.25	
			MM 667	521	832	489	451	445	470	387	
		RTA 00	2 per carton (pricing and specifications are for one seat unit)								
<p>Armchair, Poly Seat & Back COM: N/A Unit weight: 17.5 LB 8 KG Carton weight: 13.5 LB 6.12 KG Carton volume: 15.25 FT³ 0.43 MT³</p>	<p>Stacks 5 high on floor. Stacks 10 high on dolly.</p>										

DESCRIPTION	FEATURES	MODEL#	STANDARD TEXTILE GRADES											
			1	2	3	4	5	6	7	8	9	10	11	12
 <p>Armchair, Upholstered Seat & Poly Back COM: 0.75 YD 0.69 M Unit weight: 19.5 LB 8.9 KG Carton weight: 14.5 LB 6.58 KG Carton volume: 15.25 FT³ 0.43 MT³</p>	Stacks 5 high on floor. Stacks 10 high on dolly.	R5APUG	630	654	674	698	736	771	806	837	875	911	960	1029
		R5APUC	680	704	724	748	786	821	856	887	925	961	1010	1079
			OVERALL DIMENSIONS			SEAT DIMENSIONS			BACK DIMENSIONS					
			W	D	H	W	D	H	W	H				
			IN 26.25 MM 667	20.5 521	32.75 832	19.25 489	17.75 451	18.5 470	18.5 470	14.25 362				
			RTA 00	2 per carton (pricing and specifications are for one seat unit)										






List price														
R5NPPG	379													
glides														
R5NPPC	429													
casters														
			OVERALL DIMENSIONS			SEAT DIMENSIONS			BACK DIMENSIONS					
			W	D	H	W	D	H	W	H				
			IN 22 MM 559	20.5 521	32.75 832	19.25 489	17.75 451	17.5 445	18.5 470	15.25 387				
			RTA 00	2 per carton (pricing and specifications are for one seat unit)										


DESCRIPTION	FEATURES	MODEL#	STANDARD TEXTILE GRADES											
			1	2	3	4	5	6	7	8	9	10	11	12
 <p>Armless Chair, Poly Seat & Back COM: N/A Unit weight: 16 LB 7.3 KG Carton weight: 12.25 LB 5.56 KG Carton volume: 12.75 FT³ 0.36 MT³</p>	Stacks 5 high on floor. Stacks 10 high on dolly.	R5NPUG	519	543	563	587	625	660	695	726	764	800	849	918
		R5NPUC	569	593	613	637	675	710	745	776	814	850	899	968
			OVERALL DIMENSIONS			SEAT DIMENSIONS			BACK DIMENSIONS					
			W	D	H	W	D	H	W	H				
			IN 22 MM 559	20.5 521	32.75 832	19.25 489	17.75 451	18.5 470	18.5 470	14.25 362				
			RTA 00	2 per carton (pricing and specifications are for one seat unit)										

List price														
R5NPUG	519													
glides														
R5NPUC	569													
casters														
			OVERALL DIMENSIONS			SEAT DIMENSIONS			BACK DIMENSIONS					
			W	D	H	W	D	H	W	H				
			IN 22 MM 559	20.5 521	32.75 832	19.25 489	17.75 451	18.5 470	18.5 470	14.25 362				
			RTA 00	2 per carton (pricing and specifications are for one seat unit)										


DESCRIPTION	FEATURES	MODEL#	STANDARD TEXTILE GRADES											
			1	2	3	4	5	6	7	8	9	10	11	12
 <p>Armchair, Upholstered Seat & Poly Back - Sled Base COM: N/A Unit weight: 18 LB 8.2 KG Carton weight: 13.75 LB 6.24 KG Carton volume: 15.25 FT³ 0.43 MT³</p>	Stacks 5 high on floor. Stacks 10 high on dolly.	R6APP	518											
		glides												
			OVERALL DIMENSIONS			SEAT DIMENSIONS			BACK DIMENSIONS					
			W	D	H	W	D	H	W	H				
			IN 26.25 MM 667	21.5 546	32.75 832	19.25 489	17.75 451	17.5 445	18.5 470	15.25 387				
			RTA 00	2 per carton (pricing and specifications are for one seat unit)										

DESCRIPTION	FEATURES	MODEL#	STANDARD TEXTILE GRADES											
			1	2	3	4	5	6	7	8	9	10	11	12
 <p>Armchair, Upholstered Seat & Poly Back - Sled Base COM: 0.75 YD 0.69 M Unit weight: 20 LB 9.1 KG Carton weight: 14.75 LB 6.69 KG Carton volume: 15.25 FT³ 0.43 MT³</p>	Stacks 5 high on floor. Stacks 10 high on dolly.	R6APU	658	682	702	726	764	799	834	865	903	939	988	1057
		glides												
			OVERALL DIMENSIONS			SEAT DIMENSIONS			BACK DIMENSIONS					
			W	D	H	W	D	H	W	H				
			IN 26.25 MM 667	21.5 546	32.75 832	19.25 489	17.75 451	18.5 470	18.5 470	14.25 362				
			RTA 00	2 per carton (pricing and specifications are for one seat unit)										


DESCRIPTION	FEATURES	MODEL#	STANDARD TEXTILE GRADES											
 <p>Armless Chair, Poly Seat & Back - Sled Base COM: N/A Unit weight: 16 LB 7.3 KG Carton weight: 12.25 LB 5.56 KG Carton volume: 12.75 FT³ 0.36 MT³</p>	<p>Stacks 5 high on floor. Stacks 10 high on dolly.</p>	List price												
		R6NPP	407											
		OVERALL DIMENSIONS			SEAT DIMENSIONS			BACK DIMENSIONS						
			W	D	H	W	D	H	W	H				
		IN	22	21.5	32.75	19.25	17.75	17.5	18.5	15.25				
 <p>Armless Chair, Upholstered Seat & Poly Back - Sled Base COM: 0.75 YD 0.69 M Unit weight: 18 LB 8.2 KG Carton weight: 13.25 LB 6.01 KG Carton volume: 12.75 FT³ 0.36 MT³</p>	<p>Stacks 5 high on floor. Stacks 10 high on dolly.</p>	List price												
		R6NPU	407											
		OVERALL DIMENSIONS			SEAT DIMENSIONS			BACK DIMENSIONS						
			W	D	H	W	D	H	W	H				
		IN	22	21.5	32.75	19.25	17.75	18.5	18.5	14.25				
 <p>Counter Stool w/Arms, Poly Seat & Back COM: N/A Unit weight: 22 LB 10 KG Carton weight: 16 LB 7.26 KG Carton volume: 17.75 FT³ 0.5 MT³</p>	<p>Stacks 5 high on floor.</p>	List price												
		R5CSAPP	610											
		OVERALL DIMENSIONS			SEAT DIMENSIONS			BACK DIMENSIONS						
			W	D	H	W	D	H	W	H				
		IN	26.25	21.75	38.25	19.25	17.75	23.75	18.5	15.25				
 <p>Counter Stool w/Arms, Upholstered Seat & Poly Back COM: 0.75 YD 0.69 M Unit weight: 24 LB 10.9 KG Carton weight: 17 LB 7.71 KG Carton volume: 17.75 FT³ 0.5 MT³</p>	<p>Stacks 5 high on floor.</p>	List price												
		R5CSAPU	610											
		OVERALL DIMENSIONS			SEAT DIMENSIONS			BACK DIMENSIONS						
			W	D	H	W	D	H	W	H				
		IN	26.25	21.75	38.25	19.25	17.75	24.75	18.5	14.25				
 <p>Armless Counter Stool, Poly Seat & Back COM: N/A Unit weight: 20 LB 9.1 KG Carton weight: 14.5 LB 6.58 KG Carton volume: 17.75 FT³ 0.5 MT³</p>	<p>Stacks 5 high on floor.</p>	List price												
		R5CSNPP	499											
		OVERALL DIMENSIONS			SEAT DIMENSIONS			BACK DIMENSIONS						
			W	D	H	W	D	H	W	H				
		IN	22	21.75	38.25	19.25	17.75	23.75	18.5	15.25				

DESCRIPTION	FEATURES	MODEL#	STANDARD TEXTILE GRADES														
			1	2	3	4	5	6	7	8	9	10	11	12			
 <p>Armless Counter Stool, Upholstered Seat & Poly Back COM: 0.75 YD 0.69 M Unit weight: 22 LB 10 KG Carton weight: 15.5 LB 7.03 KG Carton volume: 17.75 FT³ 0.5 MT³</p>	Stacks 5 high on floor.	R5CSNPU	639	663	683	707	745	780	815	846	884	920	969	1038			
			OVERALL DIMENSIONS			SEAT DIMENSIONS			BACK DIMENSIONS								
			W	D	H	W	D	H	W	H							
			IN 22 MM 559	21.75 552	38.25 972	19.25 489	17.75 451	24.75 629	18.5 470	14.25 362							
		RTA 00	2 per carton (pricing and specifications are for one seat unit)														


List price	
R5BSAPP	630

DESCRIPTION	FEATURES	MODEL#	STANDARD TEXTILE GRADES														
			1	2	3	4	5	6	7	8	9	10	11	12			
 <p>Bar Stool w/Arms, Poly Seat & Back COM: N/A Unit weight: 23 LB 10.5 KG Carton weight: 16.75 LB 7.63 KG Carton volume: 19.5 FT³ 0.55 MT³</p>	Stacks 5 high on floor.	R5BSAPP	630	663	683	707	745	780	815	846	884	920	969	1038			
			OVERALL DIMENSIONS			SEAT DIMENSIONS			BACK DIMENSIONS								
			W	D	H	W	D	H	W	H							
			IN 26.25 MM 667	21.75 552	43.25 1099	19.25 489	17.75 451	28.75 730	18.5 470	15.25 387							
		RTA 00	2 per carton (pricing and specifications are for one seat unit)														


List price	
R5BSAPU	770

DESCRIPTION	FEATURES	MODEL#	STANDARD TEXTILE GRADES														
			1	2	3	4	5	6	7	8	9	10	11	12			
 <p>Bar Stool w/Arms, Upholstered Seat & Poly Back COM: 0.75 YD 0.69 M Unit weight: 25 LB 11.4 KG Carton weight: 17.75 LB 8.05 KG Carton volume: 19.5 FT³ 0.55 MT³</p>	Stacks 5 high on floor.	R5BSAPU	770	794	814	838	876	911	946	977	1015	1051	1100	1169			
			OVERALL DIMENSIONS			SEAT DIMENSIONS			BACK DIMENSIONS								
			W	D	H	W	D	H	W	H							
			IN 26.25 MM 667	21.75 552	43.25 1099	19.25 489	17.75 451	29.75 756	18.5 470	14.25 362							
		RTA 00	2 per carton (pricing and specifications are for one seat unit)														



List price	
R5BSNPP	519

DESCRIPTION	FEATURES	MODEL#	STANDARD TEXTILE GRADES														
			1	2	3	4	5	6	7	8	9	10	11	12			
 <p>Armless Bar Stool, Poly Seat & Back COM: N/A Unit weight: 19.5 LB 8.9 KG Carton weight: 14.5 LB 6.58 KG Carton volume: 16.5 FT³ 0.46 MT³</p>	Stacks 5 high on floor.	R5BSNPP	519	639	663	683	707	745	780	815	846	884	920	969	1038		
			OVERALL DIMENSIONS			SEAT DIMENSIONS			BACK DIMENSIONS								
			W	D	H	W	D	H	W	H							
			IN 26.25 MM 667	21.75 552	43.25 1099	19.25 489	17.75 451	29.75 756	18.5 470	15.25 387							
		RTA 00	2 per carton (pricing and specifications are for one seat unit)														

List price	
R5BSNPU	659

DESCRIPTION	FEATURES	MODEL#	STANDARD TEXTILE GRADES														
			1	2	3	4	5	6	7	8	9	10	11	12			
 <p>Armless Bar Stool, Upholstered Seat & Poly Back COM: 0.75 YD 0.69 M Unit weight: 21.5 LB 9.8 KG Carton weight: 15.5 LB 7.03 KG Carton volume: 16.5 FT³ 0.46 MT³</p>	Stacks 5 high on floor.	R5BSNPU	659	683	703	727	765	800	835	866	904	940	989	1058			
			OVERALL DIMENSIONS			SEAT DIMENSIONS			BACK DIMENSIONS								
			W	D	H	W	D	H	W	H							
			IN 26.25 MM 667	21.75 552	43.25 1099	19.25 489	17.75 451	29.75 756	18.5 470	14.25 362							
		RTA 00	2 per carton (pricing and specifications are for one seat unit)														

List price	
RDOL	480


DESCRIPTION	FEATURES	MODEL#	STANDARD TEXTILE GRADES														
			1	2	3	4	5	6	7	8	9	10	11	12			
 <p>Stacking Dolly COM: N/A Unit weight: 15 LB 6.8 KG Carton weight: 18 LB 8.16 KG Carton volume: 4.4 FT³ 0.12 MT³</p>		RDOL	480	639	663	683	707	745	780	815	846	884	920	969	1038		
			OVERALL DIMENSIONS			SEAT DIMENSIONS			BACK DIMENSIONS								
			W	D	H	W	D	H	W	H							
			IN 23.75 MM 603	21.25 540	12.25 311	-	-	-	-	-							
		RTA 00		1 per carton													

ROMA NESTER



model 1898

model 1908



(models 1890, 1890L, 1900, 1900L)







The polypropylene medium back features a flexible construction that provides support, proper spinal alignment and comfort when moving or reaching in a seated position.




STANDARD FEATURES

- Flexible, elegant and affordable, Roma offers a family of seating with simple clean lines.
- Three back versions are available: mesh, flexible polypropylene or honeycomb polypropylene back.
- Upholstered back cover (1909) may be ordered separately, easily installed on flexible polypropylene backs only.
- Models with a flexible polypropylene back feature a built in lumbar support designed to move as you move and is available exclusively in Black.
- The horizontal nesting chairs are easy to store. Simply flip the seat upward and then roll into nesting position, like a shopping cart.
- When nesting horizontal nesting chairs, each additional chair adds 8" (203 mm) to the depth.
- Standard with soft, durable self-skinned urethane (SSU) armcaps that are warm to the touch.
- Nesting chairs are available with a Black (TBL), Shadow (TSH) or Tungsten (TTU) frame.
- Dual wheel carpet casters (C1) are standard.
- Upholstery options: fabric, vinyl or leather. Vinyl and leather models may feature stitch detail across the seat and/or back cushions, if applicable.
- Models upholstered in leather have a radius seam towards the rear of the seat.

OPTIONAL FEATURES

- Breathable mesh back is available in six colors: Autumn Orange (AO), Fall Burgundy (FB), Midnight Black (MB), Spring Green (SG), Summer Blue (SB) and Winter Grey (WG).
- Optional Chrome (CHM) frame is available, please specify. Add \$26.
- For hard surface flooring casters, please specify (CSR). Add \$17.
- For non-nesting Roma chairs and stools see page 67.

DESCRIPTION	FEATURES	MODEL #	STANDARD TEXTILE GRADES													
			1	2	3	4	5	6	7	8	9	10	11	12		
  <p>Leather stitch detail</p> <p>Honeycomb MB - Armless Flip Seat Nesting Chair COM: 1 YD 0.91 M Unit weight: 22 LB 10 KG Carton weight: 29 LB 13.15 KG Carton volume: 13.75 FT³ 0.38 MT³</p>	<p>Ergonomic features: M, N</p>	1888	625	657	684	715	766	813	860	901	952	1000	1065	1157		
		<p>OVERALL DIMENSIONS</p> <p>W D H</p>			<p>SEAT DIMENSIONS</p> <p>W D H</p>			<p>BACK DIMENSIONS</p> <p>W H</p>								
		IN	24.5	23.5	36	19.5	17	18	18.5	18						
MM	622	597	914	495	432	457	470	457								
		RTA 00	1 per carton													
  <p>Leather stitch detail</p> <p>Mesh MB - Armless Flip Seat Nesting Chair COM: 1 YD 0.91 M Unit weight: 22 LB 10 KG Carton weight: 29 LB 13.15 KG Carton volume: 13.75 FT³ 0.38 MT³</p>	<p>Ergonomic features: M, N</p>	1889	593	625	652	683	734	781	828	869	920	968	1033	1125		
		<p>OVERALL DIMENSIONS</p> <p>W D H</p>			<p>SEAT DIMENSIONS</p> <p>W D H</p>			<p>BACK DIMENSIONS</p> <p>W H</p>								
		IN	24.5	23.5	36	19.5	17	18	18.5	18						
MM	622	597	914	495	432	457	470	457								
		RTA 00	1 per carton													
  <p>Leather stitch detail</p> <p>Polypropylene MB - Armless Flip Seat Nesting Chair COM: 1 YD 0.91 M Unit weight: 22 LB 10 KG Carton weight: 29 LB 13.15 KG Carton volume: 13.75 FT³ 0.38 MT³</p>	<p>Ergonomic features: M, N</p>	1890	593	625	652	683	734	781	828	869	920	968	1033	1125		
		<p>OVERALL DIMENSIONS</p> <p>W D H</p>			<p>SEAT DIMENSIONS</p> <p>W D H</p>			<p>BACK DIMENSIONS</p> <p>W H</p>								
		IN	24.5	23.5	36	19.5	17	18	18.5	18						
MM	622	597	914	495	432	457	470	457								
		RTA 00	1 per carton													

DESCRIPTION	FEATURES	MODEL#	STANDARD TEXTILE GRADES												
			1	2	3	4	5	6	7	8	9	10	11	12	
 <p>Honeycomb MB - Flip Seat Nesting Armchair COM: 1 YD 0.91 M Unit weight: 23 LB 10.5 KG Carton weight: 30 LB 13.61 KG Carton volume: 13.75 FT³ 0.38 MT³</p>	Ergonomic features: M, N	1898	684	716	743	774	825	872	919	960	1011	1059	1124	1216	
			OVERALL DIMENSIONS			SEAT DIMENSIONS			BACK DIMENSIONS						
			W	D	H	W	D	H	W	H					
			IN 24.5	23.5	36	19.5	17	18	18.5	18					
			MM 622	597	914	495	432	457	470	457					
			RTA 00	1 per carton											
 <p>Mesh MB - Flip Seat Nesting Armchair COM: 1 YD 0.91 M Unit weight: 23 LB 10.5 KG Carton weight: 30 LB 13.61 KG Carton volume: 13.75 FT³ 0.38 MT³</p>	Ergonomic features: M, N	1899	654	686	713	744	795	842	889	930	981	1029	1094	1186	
			OVERALL DIMENSIONS			SEAT DIMENSIONS			BACK DIMENSIONS						
			W	D	H	W	D	H	W	H					
			IN 24.5	23.5	36	19.5	17	18	18.5	18					
			MM 622	597	914	495	432	457	470	457					
			RTA 00	1 per carton											
 <p>Polypropylene MB - Flip Seat Nesting Armchair COM: 1 YD 0.91 M Unit weight: 23 LB 10.5 KG Carton weight: 30 LB 13.61 KG Carton volume: 13.75 FT³ 0.38 MT³</p>	Ergonomic features: M, N	1900	654	686	713	744	795	842	889	930	981	1029	1094	1186	
			OVERALL DIMENSIONS			SEAT DIMENSIONS			BACK DIMENSIONS						
			W	D	H	W	D	H	W	H					
			IN 24.5	23.5	36	19.5	17	18	18.5	18					
			MM 622	597	914	495	432	457	470	457					
			RTA 00	1 per carton											

SAS



model 8647



model 8648LBNS24



model 8648PS24



model 8648PS30

STANDARD FEATURES

- Sas side chairs and stools have a single, molded plywood veneer shell.
- Available with wood or upholstered seat.
- Seat dimensions do not account for upholstered models.
- Seat upholstery options: fabric, vinyl or leather. Vinyl and leather models may feature stitch detail across the seat and/or back cushions, if applicable.
- Counter and bar height stools available with mid or low backs.
- Wood side chairs stack up to 4 high on floor or up to 10 high on dolly. Wood stools stack up to 4 high on floor only.
- Upholstered models do not stack.
- Chairs and stools are standard with Black polyethylene glides.



OPTIONAL FEATURES

Please add option codes in the following order:

- **Textile**
Specify textile code.
- **Back shape (B)** Straight back. No upcharge.
- **Frame**
For leg frame finish options, please see page 379. For Chrome (**CHM**) finish, add \$77.
- **Shell finish**
(**AAM**) Absolute
(**BKM**) Black
(**ACM**) Cherry
(**EOM**) English Oak
(**ECM**) Espresso Cafe
(**TFM**) Fruitwood
(**HGM**) Gray
(**AHM**) Honey
(**TMM**) Mahogany
(**AVM**) Maple
(**MWM**) Medium Walnut
(**ASM**) Night
(**NBM**) Noce Biondo
(**NGM**) Noce Grigio
(**NEM**) Noce Leggero
(**NMM**) Noce Medio
(**SKM**) Shaker Cherry
(**TWM**) Walnut
(**WTM**) WC Cream
(**WHM**) White. Add \$75.
(**WCM**) Winter Cherry

EXAMPLE SAS ORDER CODE:

8647P	-HD05	-B	-AAM	-TBL
Model #	Textile	Back Shape	Shell	Frame Color

DESCRIPTION	FEATURES	MODEL #	STANDARD TEXTILE GRADES															
			1	2	3	4	5	6	7	8	9	10	11	12				
 <p>Mid Back Side Chair, 18" H COM: N/A Unit weight: 12 LB 5.5 KG Carton weight: 16 LB 7.26 KG Carton volume: 12 FT³ 0.33 MT³</p> <p>Stacks 4 high on floor. Stacks 10 high on dolly. Upholstered models do not stack.</p>		8647	402															
		8647P	493	517	537	561	599	634	669	700	738	774	823	892				
			OVERALL DIMENSIONS			SEAT DIMENSIONS			BACK DIMENSIONS									
			W	D	H	W	D	H	W	H								
			IN 18.75	21	33	16	15.5	18	16	15								
			MM 476	533	838	406	394	457	406	381								
			RTA 00	2 per carton														
			8648S24	597														
			8648PS24	688	712	732	756	794	829	864	895	933	969	1018	1087			
				OVERALL DIMENSIONS			SEAT DIMENSIONS			BACK DIMENSIONS								
		W	D	H	W	D	H	W	H									
		IN 19.5	22	39	16	15.5	24	16	15									
		MM 495	559	991	406	394	610	406	381									
		RTA 00	1 per carton															
 <p>Mid Back Counter Stool, 24" H COM: N/A Unit weight: 16 LB 7.3 KG Carton weight: 23 LB 10.43 KG Carton volume: 13 FT³ 0.36 MT³</p> <p>Stacks 4 high on floor only. Upholstered models do not stack.</p>																		

DESCRIPTION FEATURES MODEL # STANDARD TEXTILE GRADES



Mid Back Bar Stool, 30"H

COM: N/A
 Unit weight: 20 LB | 9.1 KG
 Carton weight: 27 LB | 12.25 KG
 Carton volume: 15.75 FT³ | 0.44 MT³

Stacks 4 high on floor only.
 Upholstered models do not stack.

MODEL #		1	2	3	4	5	6	7	8	9	10	11	12
8648S30		597											
8648PS30		688	712	732	756	794	829	864	895	933	969	1018	1087
		Upholstered seat											
OVERALL DIMENSIONS			SEAT DIMENSIONS			BACK DIMENSIONS							
W	D	H	W	D	H	W	H						
IN 19.5	22	45	16	15.5	30	16	15						
MM 495	559	1143	406	394	762	406	381						
RTA 00		1 per carton											



Low Back Counter Stool, 24"H

COM: N/A
 Unit weight: 16 LB | 7.3 KG
 Carton weight: 23 LB | 10.43 KG
 Carton volume: 8.25 FT³ | 0.23 MT³

Stacks 4 high on floor only.
 Upholstered models do not stack.

MODEL #		1	2	3	4	5	6	7	8	9	10	11	12
8648LBNS24		597											
8648LBPS24		688	712	732	756	794	829	864	895	933	969	1018	1087
		Upholstered seat											
OVERALL DIMENSIONS			SEAT DIMENSIONS			BACK DIMENSIONS							
W	D	H	W	D	H	W	H						
IN 19.5	22	26.25	16	15.5	24	16	2.25						
MM 495	559	667	406	394	610	406	57						
RTA 00		1 per carton											

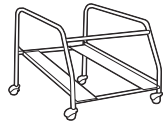


Low Back Bar Stool, 30"H

COM: N/A
 Unit weight: 22 LB | 10 KG
 Carton weight: 29 LB | 13.15 KG
 Carton volume: 10.75 FT³ | 0.3 MT³

Stacks 4 high on floor only.
 Upholstered models do not stack.

MODEL #		1	2	3	4	5	6	7	8	9	10	11	12
8648LBNS30		597											
8648LBPS30		688	712	732	756	794	829	864	895	933	969	1018	1087
		Upholstered seat											
OVERALL DIMENSIONS			SEAT DIMENSIONS			BACK DIMENSIONS							
W	D	H	W	D	H	W	H						
IN 19.5	22	32.25	16	15.5	30	16	2.25						
MM 495	559	819	406	394	762	406	57						
RTA 00		1 per carton											



Dolly

COM: N/A
 Unit weight: 19 LB | 8.6 KG
 Carton weight: 24 LB | 10.89 KG
 Carton volume: 10.75 FT³ | 0.3 MT³

Black finish

List price													
8649		373											
OVERALL DIMENSIONS			SEAT DIMENSIONS			BACK DIMENSIONS							
W	D	H	W	D	H	W	H						
IN 25.75	28.5	22	-	-	-	-	-						
MM 654	724	559	-	-	-	-	-						
RTA 00		1 per carton											

SIDERO



model 6901 (TBL)



model 6900 (TBL) stacked



model 6900C (TBL)



model 6905 (TTU)



model 6901CTL



model 6915TR



STANDARD FEATURES

- Sidero seating has a sculpted appearance, featuring wide curved arms and a round tubular steel frame.
- Sidero includes side chairs (arms and armless), available with casters or with a sled base, counter stools, bar stools and children's chair.
- Arms are 2.125" wide and full length, offering support to help stabilize users as they sit in or exit chairs.
- The gently curved arms are made from incredibly strong fiberglass reinforced nylon.
- The back of the chair is compound curved to provide comfort and support in multiple seating positions. No visible back attachment hardware.
- Chairs are "wall safe". Rear legs hit the baseboard first leaving clearance between the back of the chair and the wall, saving both the chair and the wall from damage.
- Arm and armless models can be joined together using ganging clamp model 2180.
- Equipped with a polypropylene seat shroud that helps stabilize chairs when stacked and avoid frame imprints on upholstered seats.
- Four-legged models can be stacked. Stools and sled base models do not stack.
- Standard glide is durable Black polypropylene.
- Dual wheel carpet casters (C82) are standard on four-legged chairs with casters.
- Task chairs are standard with five prong, injection molded, fiberglass reinforced nylon Black spider base with dual wheel carpet casters (C1).
- Tablet arms are extremely rugged, suitable for armed forces and student use. Tablet hinges up to allow ease of egress. Tablet slides forward and back to accommodate any body size comfortably. Tablet models do not stack.
- Standard tablet (D8) size is 18"D x 14.5"W and is made of Black polymer. Tablets are attached at the left or right (as seated) Tablet arms are not available on stools.
- Upholstery options: fabric, vinyl or leather. Vinyl and leather models may feature stitch detail across the seat and/or back cushions, if applicable.

- Sidero beam seating consists of upper seat units (6930, 6931) including mounting brackets and all hardware necessary for attachment to beam.
- For all beam components, tables and a complete list of available upper seat units, see Beam Seating series.

OPTIONAL FEATURES

- An optional 18.5"D x 18.5"W high pressure laminate writing tablet is available. The core is hardwood veneer plywood with a radiused edge and finished in clear lacquer. This writing tablet is offered in the following finishes: Black (BLK), Clear Maple (CMB), Designer White (DWT) and Noce Grigio (NGL). Please specify. Add \$68.
- Optional abrasion resistant outer back fabric (polyester) is available. Resistant to impact damage. Available in Black only. Please specify (BKB). Add \$17.
- A selection of glide options is available. Glides must be chosen to best suit flooring type and site conditions. For more information, please refer to the glide section (page 358).
- Glides with felt pads (FG) are available for vinyl sheet, cork or laminate flooring, please specify. Add \$43.
- Glides with rubber pads (RG) are available for vinyl, hardwood, laminate, stone or ceramic flooring, please specify. Add \$43.
- For chairs used on hard surface floors, please specify opaque, off-white, non-marking Glides (NMI). No upcharge.
- Steel cushioned self-leveling glides (B) are available on all models (adds 0.5" to seat height), please specify. Add \$17.
- For hard surface flooring casters, please specify (C9R). Four-legged models, add \$17. Task chairs, add \$21.
- Rugged steel frame is available in many finishes, please see page 379. For Chrome (CHM) finish, add \$26.

DESCRIPTION	FEATURES	MODEL #	STANDARD TEXTILE GRADES											
			1	2	3	4	5	6	7	8	9	10	11	12
 <p>Armchair COM: 1.25 YD 1.14 M Unit weight: 23 LB 10.5 KG Carton weight: 31.5 LB 14.29 KG Carton volume: 15.5 FT³ 0.43 MT³</p>	<p>Stacks 5 high on floor. Stacks 8 high on dolly. Tablet models do not stack. Ergonomic features: M, N</p> <p>Available with tablet: Specify (L) left or (R) right tablet. (Example: 6900TL or 6900TR).</p>	6900	425	465	499	538	601	660	719	770	834	894	975	1090
		6900T	678	718	752	791	854	913	972	1023	1087	1147	1228	1343
 <p>Armchair w/Casters COM: 1.25 YD 1.14 M Unit weight: 23 LB 10.5 KG Carton weight: 31.5 LB 14.29 KG Carton volume: 15.5 FT³ 0.43 MT³</p>	<p>Stacks 3 high on floor. Tablet models do not stack. Ergonomic features: M, N</p> <p>Available with tablet: Specify (L) left or (R) right tablet. (Example: 6900CTL or 6900CTR).</p>	6900C	509	549	583	622	685	744	803	854	918	978	1059	1174
		6900CT	761	801	835	874	937	996	1055	1106	1170	1230	1311	1426

	OVERALL DIMENSIONS			SEAT DIMENSIONS			BACK DIMENSIONS	
	W	D	H	W	D	H	W	H

IN	25.5	24	33	19.5	18	17.5	19	15.5
MM	648	610	838	495	457	445	483	394

RTA 00 1 per carton

	1	2	3	4	5	6	7	8	9	10	11	12
6900C	509	549	583	622	685	744	803	854	918	978	1059	1174
6900CT	761	801	835	874	937	996	1055	1106	1170	1230	1311	1426

	OVERALL DIMENSIONS			SEAT DIMENSIONS			BACK DIMENSIONS	
	W	D	H	W	D	H	W	H

IN	25.5	24	33	19.5	18	17.5	19	15.5
MM	648	610	838	495	457	445	483	394

RTA 00 1 per carton

DESCRIPTION	FEATURES	MODEL#	STANDARD TEXTILE GRADES											
			1	2	3	4	5	6	7	8	9	10	11	12



Side Chair
 COM: 1.25 YD | 1.14 M
 Unit weight: 20 LB | 9.1 KG
 Carton weight: 28 LB | 12.7 KG
 Carton volume: 13.75 FT³ | 0.38 MT³

Stacks 5 high on floor.
 Stacks 8 high on dolly.
 Tablet models do not stack.
 Ergonomic features: M, N

Available with tablet:
Specify (L) left or (R) right tablet.
(Example: 6901TL or 6901TR).

MODEL#	OVERALL DIMENSIONS			SEAT DIMENSIONS			BACK DIMENSIONS					
	W	D	H	W	D	H	W	H				
6901	396	436	470	509	572	631	690	741	805	865	946	1061
6901T	647	687	721	760	823	882	941	992	1056	1116	1197	1312
	IN 21	24	33	19.5	18	17.5			19		15.5	
	MM 533	610	838	495	457	445			483		394	
	RTA 00	1 per carton										



Side Chair w/Casters
 COM: 1.25 YD | 1.14 M
 Unit weight: 20 LB | 9.1 KG
 Carton weight: 28 LB | 12.7 KG
 Carton volume: 13.75 FT³ | 0.38 MT³

Stacks 3 high on floor.
 Tablet models do not stack.
 Ergonomic features: M, N

Available with tablet:
Specify (L) left or (R) right tablet.
(Example: 6901CTL or 6901CTR).

MODEL#	OVERALL DIMENSIONS			SEAT DIMENSIONS			BACK DIMENSIONS					
	W	D	H	W	D	H	W	H				
6901C	480	520	554	593	656	715	774	825	889	949	1030	1145
6901CT	732	772	806	845	908	967	1026	1077	1141	1201	1282	1397
	IN 21	24	33	19.5	18	17.5			19		15.5	
	MM 533	610	838	495	457	445			483		394	
	RTA 00	1 per carton										



Armchair - Sled Base
 COM: 1.25 YD | 1.14 M
 Unit weight: 26 LB | 11.8 KG
 Carton weight: 34.5 LB | 15.65 KG
 Carton volume: 15.5 FT³ | 0.43 MT³

Does not stack.
 Ergonomic features: M, N

MODEL#	OVERALL DIMENSIONS			SEAT DIMENSIONS			BACK DIMENSIONS					
	W	D	H	W	D	H	W	H				
6902	519	559	593	632	695	754	813	864	928	988	1069	1184
	IN 25.5	24	33	19.5	18	17.5			19		15.5	
	MM 648	610	838	495	457	445			483		394	
	RTA 00	1 per carton										




Side Chair - Sled Base
 COM: 1.25 YD | 1.14 M
 Unit weight: 24 LB | 10.9 KG
 Carton weight: 32 LB | 14.51 KG
 Carton volume: 13.75 FT³ | 0.38 MT³







Does not stack.
 Ergonomic features: M, N





MODEL#	OVERALL DIMENSIONS			SEAT DIMENSIONS			BACK DIMENSIONS					
	W	D	H	W	D	H	W	H				
6903	493	533	567	606	669	728	787	838	902	962	1043	1158
	IN 21	24	33	19.5	18	17.5			19		15.5	
	MM 533	610	838	495	457	445			483		394	
	RTA 00	1 per carton										



Dolly
 COM: N/A
 Unit weight: 13 LB | 5.9 KG
 Carton weight: 16 LB | 7.26 KG
 Carton volume: 3.8 FT³ | 0.1 MT³

List price												
2125WS	290											
MODEL#	OVERALL DIMENSIONS			SEAT DIMENSIONS			BACK DIMENSIONS					
	W	D	H	W	D	H	W	H				
	IN 23.25	24.75	12.25	-	-	-	-	-				
	MM 591	629	311	-	-	-	-	-				
	RTA 00		1 per carton									

DESCRIPTION	FEATURES	MODEL#	STANDARD TEXTILE GRADES											
			1	2	3	4	5	6	7	8	9	10	11	12
 <p>Counter Stool w/Arms COM: 1.25 YD 1.14 M Unit weight: 24 LB 10.9 KG Carton weight: 34.5 LB 15.65 KG Carton volume: 24 FT³ 0.67 MT³</p>	<p>Does not stack.</p> <p>Ergonomic features: M, N</p>	6904	579	619	653	692	755	814	873	924	988	1048	1129	1244
			OVERALL DIMENSIONS			SEAT DIMENSIONS			BACK DIMENSIONS					
			W	D	H	W	D	H	W	H				
			IN 25.5 MM 648	24 610	40.5 1029	19.5 495	18 457	24.5 622	19 483	15.5 394				
			RTA 00	1 per carton										
 <p>Armless Counter Stool COM: 1.25 YD 1.14 M Unit weight: 22 LB 10 KG Carton weight: 31 LB 14.06 KG Carton volume: 17.75 FT³ 0.5 MT³</p>	<p>Does not stack.</p> <p>Ergonomic features: M, N</p>	6905	551	591	625	664	727	786	845	896	960	1020	1101	1216
			OVERALL DIMENSIONS			SEAT DIMENSIONS			BACK DIMENSIONS					
			W	D	H	W	D	H	W	H				
			IN 21 MM 533	24 610	40.5 1029	19.5 495	18 457	24.5 622	19 483	15.5 394				
			RTA 00	1 per carton										
 <p>Bar Stool w/Arms COM: 1.25 YD 1.14 M Unit weight: 26 LB 11.8 KG Carton weight: 36.5 LB 16.56 KG Carton volume: 24 FT³ 0.67 MT³</p>	<p>Does not stack.</p> <p>Ergonomic features: M, N</p>	6906	610	650	684	723	786	845	904	955	1019	1079	1160	1275
			OVERALL DIMENSIONS			SEAT DIMENSIONS			BACK DIMENSIONS					
			W	D	H	W	D	H	W	H				
			IN 25.5 MM 648	24 610	44.5 1130	19.5 495	18 457	28.5 724	19 483	15.5 394				
			RTA 00	1 per carton										
 <p>Armless Bar Stool COM: 1.25 YD 1.14 M Unit weight: 24 LB 10.9 KG Carton weight: 32 LB 14.51 KG Carton volume: 17.5 FT³ 0.49 MT³</p>	<p>Does not stack.</p> <p>Ergonomic features: M, N</p>	6907	580	620	654	693	756	815	874	925	989	1049	1130	1245
			OVERALL DIMENSIONS			SEAT DIMENSIONS			BACK DIMENSIONS					
			W	D	H	W	D	H	W	H				
			IN 21 MM 533	24 610	44.5 1130	19.5 495	18 457	28.5 724	19 483	15.5 394				
			RTA 00	1 per carton										
 <p>Armless Chair - 13" High Seat COM: 1 YD 0.91 M Unit weight: 11 LB 5 KG Carton weight: 15 LB 6.8 KG Carton volume: 4.1 FT³ 0.11 MT³</p>	<p>Stack up to 4 high on floor. For preschool to grade 3.</p> <p>Ergonomic features: M, N</p>	6909	375	407	434	465	516	563	610	651	702	750	815	907
			OVERALL DIMENSIONS			SEAT DIMENSIONS			BACK DIMENSIONS					
			W	D	H	W	D	H	W	H				
			IN 15.5 MM 394	15.5 394	24 610	14 356	10 254	13 330	13.5 343	11 279				
			RTA 00		1 per carton									

DESCRIPTION	FEATURES	MODEL#	STANDARD TEXTILE GRADES												
			1	2	3	4	5	6	7	8	9	10	11	12	
 <p>Seat Unit w/Arms COM: 1.25 YD 1.14 M Unit weight: 20 LB 9.1 KG Carton weight: 25 LB 11.34 KG Carton volume: 9.75 FT³ 0.27 MT³</p>	Upholstered seat & back. Use with beam.	6930	521	561	595	634	697	756	815	866	930	990	1071	1186	
		OVERALL DIMENSIONS			SEAT DIMENSIONS			BACK DIMENSIONS							
		W	D	H	W	D	H	W	H						
		IN 25.5	23.5	19	19.5	18	-	19	15.5						
		MM 648	597	483	495	457	-	483	394						
			RTA 00		1 per carton										
 <p>Armless Seat Unit COM: 1.25 YD 1.14 M Unit weight: 18 LB 8.2 KG Carton weight: 23 LB 10.43 KG Carton volume: 7.25 FT³ 0.2 MT³</p>	Upholstered seat & back. Use with beam.	6931	493	533	567	606	669	728	787	838	902	962	1043	1158	
		OVERALL DIMENSIONS			SEAT DIMENSIONS			BACK DIMENSIONS							
		W	D	H	W	D	H	W	H						
		IN 21	23.5	19	19.5	18	-	19	15.5						
		MM 533	597	483	495	457	-	483	394						
			RTA 00		1 per carton										

SONIC



model 6500S3 beam w/models 6502 seat units and 6507 table top.



model 6514MB (TBL)



model 6515WS (TTU)



model 6577TRP (CHM)











STANDARD FEATURES


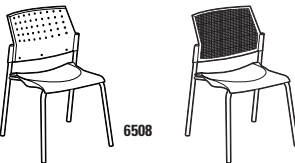
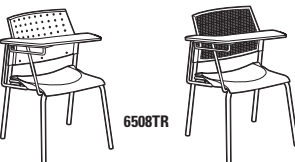
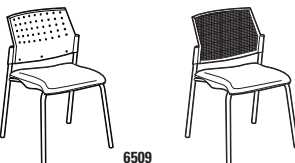

- Sonic series includes: beam seating, four-legged models, sled base models, tablet models, stools, caster models and task seating.
- Four-legged/freestanding models are standard with straight legs or with a "WS" wall saver frame and durable Black polypropylene glides.
- "WS" models have a wall saver frame design; rear legs hit the baseboard first leaving clearance between the back of the chair and the wall, saving both the chair and the wall from damage.
- Four-legged/freestanding chairs are standard with Chrome legs.
- Four-legged/freestanding models are stackable up to 5 high on floor and 10 high on dolly 6517WS.
- Units available with or without arms. Arms available in Black only.
- Tablet arms are extremely rugged, suitable for armed forces and student use. Tablet hinges up to allow ease of egress. Tablet slides forward and back to accommodate any body size comfortably. Tablet models do not stack.
- Standard tablet (D8) size is 18"D x 14.5"W and is made of Black polymer. Tablets are attached at the left or right (as seated). Please specify by adding (TL) or (TR) to the model number.
- Task chairs standard with five prong, injection molded, fiberglass reinforced nylon Black spider base
- Dual wheel carpet casters (C1) are standard on any four-legged model with casters.
- Dual wheel carpet casters (C65) are standard on models 6537, 6538, 6539, 6567, 6568 and 6569.
- Upholstery options: fabric, vinyl or leather. Vinyl and leather models may feature stitch detail across the seat and/or back cushions, if applicable.
- Mesh back (MB) models are available in Black mesh only.
- Sonic beam seating consists of upper seat units (models 6501, 6502, 6503, 6504, 6505 and 6506) including mounting brackets and all hardware necessary for attachment to beam.
- Pedestal base models provide fixed location seating for use in auditoriums, classrooms, jury boxes, public venues and more. The base must be mounted to the floor (mounting hardware not included). See Pedestal Base Installation Guide on website for details.
- For all beam components, tables and a complete list of available upper seat units, see Beam Seating series.

OPTIONAL FEATURES

- Polypropylene seats and backs are available in 14 designer colors: Buzz Blue (BZB), Cactus (CCT), Carrot (CRO), Cloud (IVC), Dijon (DJN), Eggplant (EGP), Fog (FOG), Frost (FRO), Ink (INK), Latte (LAB), Night (BLK), Sand (SND), Scarlet (SAR) and Shadow (SHW). Please specify.
- An optional 18.5"D x 18.5"W high pressure laminate writing tablet is available. The core is hardwood veneer plywood with a radiused edge and finished in clear lacquer. This writing tablet is offered in the following finishes: Black (BLK), Clear Maple (CMB), Designer White (DWT) and Noce Grigio (NGL). Please specify. Add \$68.
- For four-legged/freestanding chairs frame finish options, please see page 379.
- For hard surface flooring casters on four-legged models, please specify (C9R). Add \$17.
- For hard surface flooring casters on models 6537, 6538, 6539, 6567, 6568 and 6569, please specify (C65R). Add \$21.
- A selection of glide options is available. Glides must be chosen to best suit flooring type and site conditions. For more information, please refer to the glide section (page 358).
- Glides with felt pads (FG) are available for vinyl sheet, cork or laminate flooring, please specify. Add \$43.
- Glides with rubber pads (RG) are available for vinyl, hardwood, laminate, stone or ceramic flooring, please specify. Add \$43.
- Opaque off-white non-marking glides for hard surface flooring are optional for guest chairs, please specify (NMI). No upcharge.
- Steel cushioned glides (B) are available on any four-legged model without casters, please specify. Add \$17.
- Pedestal base models have Black bases with 2" height adjustable cylinders, please specify: (SH) Swivel, auto return to max height. No upcharge. (SN) Non-swivel, auto return to max height. Add \$16. (SC) Swivel, auto return to center and return to max height. Add \$26.

DESCRIPTION	FEATURES	MODEL #	STANDARD TEXTILE GRADES							
<p>6501</p>	<p>6501MB (mesh back)</p>		List price							
		6501	312							
<p>Armless Seat Unit</p> <p>COM: N/A</p> <p>Unit weight: 10 LB 4.5 KG</p> <p>Carton weight: 12 LB 5.44 KG</p> <p>Carton volume: 6.5 FT³ 0.18 MT³</p>	<p>Polypropylene seat.</p> <p>Use with beam.</p>	6501MB	370							
		Mesh back								
			OVERALL DIMENSIONS		SEAT DIMENSIONS		BACK DIMENSIONS			
			W	D	H	W	D	H	WH	
			IN 20	21.5	17	17	16	-	17	15
			MM 508	546	432	432	406	-	432	381
			RTA 00	courier	2 per carton (pricing and specifications are for one seat unit)					

DESCRIPTION	FEATURES	MODEL#	STANDARD TEXTILE GRADES											
			1	2	3	4	5	6	7	8	9	10	11	12
 <p>6502 6502MB (mesh back)</p> <p>Armless Seat Unit COM: 0.75 YD 0.69 M Unit weight: 10 LB 4.5 KG Carton weight: 12 LB 5.44 KG Carton volume: 6.5 FT³ 0.18 MT³</p>	<p>Upholstered seat.</p> <p>Use with beam.</p>	6502	353	377	397	421	459	494	529	560	598	634	683	752
		6502MB Mesh back	409	433	453	477	515	550	585	616	654	690	739	808
			OVERALL DIMENSIONS			SEAT DIMENSIONS			BACK DIMENSIONS					
			W	D	H	W	D	H	W	H	WH			
			IN 20	22	17	17	16	-	17	15				
			MM 508	559	432	432	406	-	432	381				
			RTA 00		2 per carton (pricing and specifications are for one seat unit)									
 <p>6503</p> <p>Armless Seat Unit COM: 0.75 YD 0.69 M Unit weight: 11 LB 5 KG Carton weight: 13 LB 5.9 KG Carton volume: 6.5 FT³ 0.18 MT³</p>	<p>Upholstered seat & back.</p> <p>Use with beam.</p>	6503	389	413	433	457	495	530	565	596	634	670	719	788
		6503	389	413	433	457	495	530	565	596	634	670	719	788
			OVERALL DIMENSIONS			SEAT DIMENSIONS			BACK DIMENSIONS					
			W	D	H	W	D	H	W	H	WH			
			IN 20	22	17	17	15.5	-	17	15				
			MM 508	559	432	432	394	-	432	381				
			RTA 00		2 per carton (pricing and specifications are for one seat unit)									
List price														
			6504	366										
			6504MB Mesh back	421										
 <p>6504 6504MB (mesh back)</p> <p>Seat Unit w/Arms COM: N/A Unit weight: 11 LB 5 KG Carton weight: 13 LB 5.9 KG Carton volume: 6.5 FT³ 0.18 MT³</p>	<p>Polypropylene seat.</p> <p>Use with beam.</p>	6504	23	21.5	17	17	16	-	17	15				
		6504MB Mesh back	584	546	432	432	406	-	432	381				
			RTA 00		2 per carton (pricing and specifications are for one seat unit)									
 <p>6505 6505MB (mesh back)</p> <p>Seat Unit w/Arms COM: 0.75 YD 0.69 M Unit weight: 11 LB 5 KG Carton weight: 13 LB 5.9 KG Carton volume: 6.5 FT³ 0.18 MT³</p>	<p>Upholstered seat.</p> <p>Use with beam.</p>	6505	410	434	454	478	516	551	586	617	655	691	740	809
		6505MB Mesh back	466	490	510	534	572	607	642	673	711	747	796	865
			OVERALL DIMENSIONS			SEAT DIMENSIONS			BACK DIMENSIONS					
			W	D	H	W	D	H	W	H	WH			
			IN 23	22	17	17	16	-	17	15				
			MM 584	559	432	432	406	-	432	381				
			RTA 00		2 per carton (pricing and specifications are for one seat unit)									
 <p>6506</p> <p>Seat Unit w/Arms COM: 0.75 YD 0.69 M Unit weight: 12 LB 5.5 KG Carton weight: 14 LB 6.35 KG Carton volume: 6.5 FT³ 0.18 MT³</p>	<p>Upholstered seat & back.</p> <p>Use with beam.</p>	6506	444	468	488	512	550	585	620	651	689	725	774	843
		6506	444	468	488	512	550	585	620	651	689	725	774	843
			OVERALL DIMENSIONS			SEAT DIMENSIONS			BACK DIMENSIONS					
			W	D	H	W	D	H	W	H	WH			
			IN 23	22	17	17	15.5	-	17	15				
			MM 584	559	432	432	394	-	432	381				
			RTA 00		2 per carton (pricing and specifications are for one seat unit)									

DESCRIPTION	FEATURES	MODEL#	STANDARD TEXTILE GRADES											
 <p>Bookrack COM: N/A Unit weight: 3 LB 1.4 KG Carton weight: 5 LB 2.27 KG Carton volume: 3.6 FT³ 0.1 MT³</p>		List price												
		6500BR	191											
		OVERALL DIMENSIONS		SEAT DIMENSIONS			BACK DIMENSIONS							
		W	D	H	W	D	H	W	H					
IN 16.5	14.75	12.5	-	-	-	-	-							
MM 419	375	318	-	-	-	-	-							
		RTA 00	courier 1 per carton											
 <p>Armless Chair COM: N/A Unit weight: 7.5 LB 3.4 KG Carton weight: 11.5 LB 5.22 KG Carton volume: 13.75 FT³ 0.38 MT³</p>	Polypropylene seat. Stacks 5 high on floor. Stacks 10 high on dolly.	List price												
		6508	213											
		6508WS	243											
		6508MB	271											
6508WSMB	300													
		RTA 00	2 per carton (pricing and specifications are for one chair)											
		OVERALL DIMENSIONS		SEAT DIMENSIONS			BACK DIMENSIONS							
W	D	H	W	D	H	W	H							
IN 21.5	22	33	17	16	18	17	15							
MM 546	559	838	432	406	457	432	381							
 <p>Armless Chair w/Tablet COM: N/A Unit weight: 20 LB 9.1 KG Carton weight: 26 LB 11.79 KG Carton volume: 14.25 FT³ 0.4 MT³</p>	Polypropylene seat. Does not stack.	List price												
		6508TR	475											
		6508TWS	504											
		6508TMB	531											
6508TWSMB	563													
		RTA 00	1 per carton											
		OVERALL DIMENSIONS		SEAT DIMENSIONS			BACK DIMENSIONS							
W	D	H	W	D	H	W	H							
IN 24.75	26.5	32	17	16	18	17	15							
MM 629	673	813	432	406	457	432	381							
 <p>Armless Chair COM: 0.75 YD 0.69 M Unit weight: 10 LB 4.5 KG Carton weight: 14 LB 6.35 KG Carton volume: 13.75 FT³ 0.38 MT³</p>	Upholstered seat. Stacks 5 high on floor. Stacks 10 high on dolly.	List price												
		6509	1	2	3	4	5	6	7	8	9	10	11	12
		6509MB	272	296	316	340	378	413	448	479	517	553	602	671
		6509WS	329	353	373	397	435	470	505	536	574	610	659	728
6509WSMB	297	321	341	365	403	438	473	504	542	578	627	696		
		RTA 00	2 per carton (pricing and specifications are for one chair)											
		OVERALL DIMENSIONS		SEAT DIMENSIONS			BACK DIMENSIONS							
W	D	H	W	D	H	W	H							
IN 21.5	22	33	17	16	18.5	17	14.5							
MM 546	559	838	432	406	470	432	368							
 <p>Armless Chair w/Tablet COM: 0.75 YD 0.69 M Unit weight: 22 LB 10 KG Carton weight: 28 LB 12.7 KG Carton volume: 14.25 FT³ 0.4 MT³</p>	Upholstered seat. Does not stack.	List price												
		6509TR	1	2	3	4	5	6	7	8	9	10	11	12
		6509TWS	535	559	579	603	641	676	711	742	780	816	865	934
		6509TMB	559	583	603	627	665	700	735	766	804	840	889	958
6509TWSMB	592	616	636	660	698	733	768	799	837	873	922	991		
		RTA 00	1 per carton											
		OVERALL DIMENSIONS		SEAT DIMENSIONS			BACK DIMENSIONS							
W	D	H	W	D	H	W	H							
IN 24.75	26.5	32	17	16	18.5	17	15							
MM 629	673	813	432	406	470	432	381							

DESCRIPTION	FEATURES	MODEL#	STANDARD TEXTILE GRADES											
			1	2	3	4	5	6	7	8	9	10	11	12



6511

Armless Chair
 COM: 0.75 YD | 0.69 M
 Unit weight: 11 LB | 5 KG
 Carton weight: 15 LB | 6.8 KG
 Carton volume: 13.75 FT³ | 0.38 MT³

Upholstered seat & back.
 Stacks 5 high on floor.
 Stacks 10 high on dolly.

MODEL#	OVERALL DIMENSIONS			SEAT DIMENSIONS			BACK DIMENSIONS					
	W	D	H	W	D	H	W	H				
6511	310	334	354	378	416	451	486	517	555	591	640	709
6511WS Wall saver	336	360	380	404	442	477	512	543	581	617	666	735
	IN 21.5	22	33.5	17	15.5	18.5			17	15		
	MM 546	559	851	432	394	470			432	381		
	RTA 00 2 per carton (pricing and specifications are for one chair)											




6511TR

Armless Chair w/Tablet
 COM: 0.75 YD | 0.69 M
 Unit weight: 23 LB | 10.5 KG
 Carton weight: 29 LB | 13.15 KG
 Carton volume: 14.25 FT³ | 0.4 MT³

Upholstered seat & back.
 Does not stack.
Specify (L) left or (R) right tablet
(Example: 6511TL or 6511TR).

MODEL#	OVERALL DIMENSIONS			SEAT DIMENSIONS			BACK DIMENSIONS					
	W	D	H	W	D	H	W	H				
6511T	573	597	617	641	679	714	749	780	818	854	903	972
6511TWS Wall saver	598	622	642	666	704	739	774	805	843	879	928	997
	IN 24.75	26.5	32.5	17	16	18.5			17	15		
	MM 629	673	826	432	406	470			432	381		
	RTA 00 1 per carton											



6513



6513MB (mesh back)

Armchair
 COM: N/A
 Unit weight: 9.5 LB | 4.3 KG
 Carton weight: 13.5 LB | 6.12 KG
 Carton volume: 13.75 FT³ | 0.38 MT³

Polypropylene seat.
 Stacks 5 high on floor.
 Stacks 10 high on dolly.

List price	
6513	271
6513WS	297
6513MB	328
6513WSMB	355

MODEL#	OVERALL DIMENSIONS			SEAT DIMENSIONS			BACK DIMENSIONS				
	W	D	H	W	D	H	W	H			
IN 23	22	33	17	16	18	17	15				
MM 584	559	838	432	406	457	432	381				
RTA 00 2 per carton (pricing and specifications are for one chair)											



6513TR



6513TRMB (mesh back)

Armchair w/Tablet
 COM: N/A
 Unit weight: 21 LB | 9.5 KG
 Carton weight: 27 LB | 12.25 KG
 Carton volume: 14.25 FT³ | 0.4 MT³

Polypropylene seat.
 Does not stack.
Specify (L) left or (R) right tablet
(Example: 6513TL or 6513TR).

List price	
6513T	531
6513TWS	559
6513TMB	591
6513TWSMB	617

MODEL#	OVERALL DIMENSIONS			SEAT DIMENSIONS			BACK DIMENSIONS				
	W	D	H	W	D	H	W	H			
IN 25	26.5	32	17	16	18	17	15				
MM 635	673	813	432	406	457	432	381				
RTA 00 1 per carton											



6514




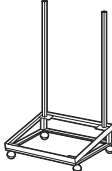

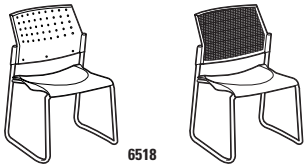


6514MB (mesh back)

Armchair
 COM: 0.75 YD | 0.69 M
 Unit weight: 12 LB | 5.5 KG
 Carton weight: 16 LB | 7.26 KG
 Carton volume: 13.75 FT³ | 0.38 MT³

Upholstered seat.
 Stacks 5 high on floor.
 Stacks 10 high on dolly.

MODEL#	OVERALL DIMENSIONS			SEAT DIMENSIONS			BACK DIMENSIONS					
	W	D	H	W	D	H	W	H				
6514	328	352	372	396	434	469	504	535	573	609	658	727
6514WS	355	379	399	423	461	496	531	562	600	636	685	754
6514MB	384	408	428	452	490	525	560	591	629	665	714	783
6514WSMB	411	435	455	479	517	552	587	618	656	692	741	810
	IN 23	22	33	17	16	18.5			17	14.5		
	MM 584	559	838	432	406	470			432	368		
RTA 00 2 per carton (pricing and specifications are for one chair)												

DESCRIPTION	FEATURES	MODEL#	STANDARD TEXTILE GRADES											
			1	2	3	4	5	6	7	8	9	10	11	12
 <p>6514TR 6514TRMB (mesh back)</p> <p>Armchair w/Tablet COM: 0.75 YD 0.69 M Unit weight: 23 LB 10.5 KG Carton weight: 29 LB 13.15 KG Carton volume: 14.25 FT³ 0.4 MT³</p> <p>Upholstered seat. Does not stack.</p> <p>Specify (L) left or (R) right tablet. (Example: 6514TL or 6514TR).</p>		<p>6514T 591 615 635 659 697 732 767 798 836 872 921 990</p> <p>6514TWS 617 641 661 685 723 758 793 824 862 898 947 1016</p> <p>6514TMB 647 671 691 715 753 788 823 854 892 928 977 1046</p> <p>6514TWSMB 673 697 717 741 779 814 849 880 918 954 1003 1072</p>	<p>OVERALL DIMENSIONS</p> <p>W D H</p>			<p>SEAT DIMENSIONS</p> <p>W D H</p>			<p>BACK DIMENSIONS</p> <p>W H</p>					
			<p>IN 25 26.5 32 17 16 18.5 17 15</p> <p>MM 635 673 813 432 406 470 432 381</p>	<p>RTA 00 1 per carton</p>										
 <p>6515</p> <p>Armchair COM: 0.75 YD 0.69 M Unit weight: 13 LB 5.9 KG Carton weight: 17 LB 7.71 KG Carton volume: 13.75 FT³ 0.38 MT³</p> <p>Upholstered seat & back.</p> <p>Stacks 5 high on floor. Stacks 10 high on dolly.</p>		<p>6515 363 387 407 431 469 504 539 570 608 644 693 762</p> <p>6515WS 392 416 436 460 498 533 568 599 637 673 722 791</p> <p>Wall saver</p>	<p>OVERALL DIMENSIONS</p> <p>W D H</p>			<p>SEAT DIMENSIONS</p> <p>W D H</p>			<p>BACK DIMENSIONS</p> <p>W H</p>					
			<p>IN 23 22 33.5 17 15.5 18.5 17 15</p> <p>MM 584 559 851 432 394 470 432 381</p>	<p>RTA 00 2 per carton (pricing and specifications are for one chair)</p>										
 <p>6515TR</p> <p>Armchair w/Tablet COM: 0.75 YD 0.69 M Unit weight: 24 LB 10.9 KG Carton weight: 30 LB 13.61 KG Carton volume: 14.25 FT³ 0.4 MT³</p> <p>Upholstered seat & back. Does not stack.</p> <p>Specify (L) left or (R) right tablet. (Example: 6515TL or 6515TR).</p>		<p>6515T 626 650 670 694 732 767 802 833 871 907 956 1025</p> <p>6515TWS 655 679 699 723 761 796 831 862 900 936 985 1054</p> <p>Wall saver</p>	<p>OVERALL DIMENSIONS</p> <p>W D H</p>			<p>SEAT DIMENSIONS</p> <p>W D H</p>			<p>BACK DIMENSIONS</p> <p>W H</p>					
			<p>IN 25 26.5 32.5 17 16 18.5 17 15</p> <p>MM 635 673 826 432 406 470 432 381</p>	<p>RTA 00 1 per carton</p>										
 <p>6517WS</p> <p>Dolly - Wall Saver COM: N/A Unit weight: 17 LB 7.7 KG Carton weight: 20 LB 9.07 KG Carton volume: 4 FT³ 0.11 MT³</p> <p>Accommodates 10 chairs.</p>		<p>List price</p> <p>6517WS 363</p> <p>Wall saver</p>	<p>OVERALL DIMENSIONS</p> <p>W D H</p>			<p>SEAT DIMENSIONS</p> <p>W D H</p>			<p>BACK DIMENSIONS</p> <p>W H</p>					
			<p>IN 23.25 24.75 12.25 - - - - -</p> <p>MM 591 629 311 - - - - -</p>	<p>RTA 1  2 cartons</p>										
 <p>6518 6518MB (mesh back)</p> <p>Armless Chair w/Sled Base COM: N/A Unit weight: 9 LB 4.1 KG Carton weight: 11.5 LB 5.22 KG Carton volume: 13.75 FT³ 0.38 MT³</p> <p>Polypropylene seat.</p> <p>Stacks 5 high on floor. Stacks 10 high on dolly.</p>		<p>6518 271</p> <p>6518WS 297</p> <p>6518MB 328</p> <p>6518WSMB 355</p>	<p>OVERALL DIMENSIONS</p> <p>W D H</p>			<p>SEAT DIMENSIONS</p> <p>W D H</p>			<p>BACK DIMENSIONS</p> <p>W H</p>					
			<p>IN 21.5 22 33 17 16 18 17 15</p> <p>MM 546 559 838 432 406 457 432 381</p>	<p>RTA 00 2 per carton (pricing and specifications are for one chair)</p>										

DESCRIPTION FEATURES MODEL# STANDARD TEXTILE GRADES



6518TR



6518TRMB (mesh back)

Armless Chair w/Tablet and Sled Base
 COM: N/A
 Unit weight: 22 LB | 10 KG
 Carton weight: 28 LB | 12.7 KG
 Carton volume: 14.25 FT³ | 0.4 MT³

Polypropylene seat.
 Does not stack.

Specify (L) left or (R) right tablet.
 (Example: 6518TL or 6518TR).

List price

6518T	531
6518TWS	559
6518TMB	591
6518TWSMB	617

OVERALL DIMENSIONS			SEAT DIMENSIONS			BACK DIMENSIONS	
W	D	H	W	D	H	W	H
IN 24.75	26.5	32	17	16	18	17	15
MM 629	673	813	432	406	457	432	381

RTA 00 1 per carton



6519



6519MB (mesh back)

Armless Chair w/Sled Base
 COM: 0.75 YD | 0.69 M
 Unit weight: 11.5 LB | 5.2 KG
 Carton weight: 15.5 LB | 7.03 KG
 Carton volume: 13.75 FT³ | 0.38 MT³

Upholstered seat.
 Stacks 5 high on floor.
 Stacks 10 high on dolly.

	1	2	3	4	5	6	7	8	9	10	11	12
6519	328	352	372	396	434	469	504	535	573	609	658	727
6519WS	355	379	399	423	461	496	531	562	600	636	685	754
6519MB	384	408	428	452	490	525	560	591	629	665	714	783
6519WSMB	411	435	455	479	517	552	587	618	656	692	741	810

OVERALL DIMENSIONS			SEAT DIMENSIONS			BACK DIMENSIONS	
W	D	H	W	D	H	W	H
IN 21.5	22	33	17	16	18.5	17	14.5
MM 546	559	838	432	406	470	432	368

RTA 00 2 per carton (pricing and specifications are for one chair)



6519TR



6519TRMB (mesh back)

Armless Chair w/Tablet and Sled Base
 COM: 0.75 YD | 0.69 M
 Unit weight: 23 LB | 10.5 KG
 Carton weight: 29 LB | 13.15 KG
 Carton volume: 14.25 FT³ | 0.4 MT³

Upholstered seat.
 Does not stack.

Specify (L) left or (R) right tablet.
 (Example: 6519TL or 6519TR).

	1	2	3	4	5	6	7	8	9	10	11	12
6519T	591	615	635	659	697	732	767	798	836	872	921	990
6519TWS	617	641	661	685	723	758	793	824	862	898	947	1016
6519TMB	647	671	691	715	753	788	823	854	892	928	977	1046
6519TWSMB	673	697	717	741	779	814	849	880	918	954	1003	1072

OVERALL DIMENSIONS			SEAT DIMENSIONS			BACK DIMENSIONS	
W	D	H	W	D	H	W	H
IN 24.5	26.5	32	17	16	18.5	17	15
MM 622	673	813	432	406	470	432	381

RTA 00 1 per carton



6521

Armless Chair w/Sled Base
 COM: 0.75 YD | 0.69 M
 Unit weight: 12.5 LB | 5.7 KG
 Carton weight: 16.5 LB | 7.46 KG
 Carton volume: 13.75 FT³ | 0.38 MT³

Upholstered seat & back.
 Stacks 5 high on floor.
 Stacks 10 high on dolly.

	1	2	3	4	5	6	7	8	9	10	11	12
6521	363	387	407	431	469	504	539	570	608	644	693	762
6521WS	392	416	436	460	498	533	568	599	637	673	722	791

OVERALL DIMENSIONS			SEAT DIMENSIONS			BACK DIMENSIONS	
W	D	H	W	D	H	W	H
IN 21.5	22	33.5	17	16	18.5	17	15
MM 546	559	851	432	406	470	432	381

RTA 00 2 per carton (pricing and specifications are for one chair)



6521TR

Armless Chair w/Tablet and Sled Base
 COM: 0.75 YD | 0.69 M
 Unit weight: 23 LB | 10.5 KG
 Carton weight: 29 LB | 13.15 KG
 Carton volume: 14.25 FT³ | 0.4 MT³










Upholstered seat & back.
 Does not stack.


Specify (L) left or (R) right tablet.
 (Example: 6521TL or 6521TR).

	1	2	3	4	5	6	7	8	9	10	11	12
6521T	626	650	670	694	732	767	802	833	871	907	956	1025
6521TWS	655	679	699	723	761	796	831	862	900	936	985	1054



OVERALL DIMENSIONS			SEAT DIMENSIONS			BACK DIMENSIONS	
W	D	H	W	D	H	W	H
IN 24.75	26.5	32.5	17	16	18.5	17	15
MM 629	673	826	432	406	470	432	381

RTA 00 1 per carton

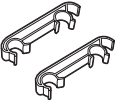

DESCRIPTION	FEATURES	MODEL#	STANDARD TEXTILE GRADES																																																																									
 <p>6523</p>	 <p>6523MB (mesh back)</p>	List price																																																																										
		<p>6523 327 6523WS 354 6523MB 383 6523WSMB 410</p>																																																																										
<p>Armchair w/Sled Base COM: N/A Unit weight: 11 LB 5 KG Carton weight: 15 LB 6.8 KG Carton volume: 13.75 FT³ 0.38 MT³</p>	<p>Polypropylene seat. Stacks 5 high on floor. Stacks 10 high on dolly.</p>	OVERALL DIMENSIONS																																																																										
		<p>IN 23 22 33 MM 584 559 838</p>	<p>SEAT DIMENSIONS W D H 17 16 18 432 406 457</p>																																																																									
		BACK DIMENSIONS W H 17 15 432 381																																																																										
		RTA 00	2 per carton (pricing and specifications are for one chair)																																																																									
 <p>6523TR</p>	 <p>6523TRMB (mesh back)</p>	List price																																																																										
		<p>6523T 590 6523TWS 614 6523TMB 645 6523TWSMB 672</p>																																																																										
<p>Armchair w/Tablet and Sled Base COM: N/A Unit weight: 21 LB 9.5 KG Carton weight: 27 LB 12.25 KG Carton volume: 14.25 FT³ 0.4 MT³</p>	<p>Polypropylene seat. Does not stack.</p> <p>Specify (L) left or (R) right tablet (Example: 6523TL or 6523TR).</p>	OVERALL DIMENSIONS																																																																										
		<p>IN 25 26.5 32 MM 635 673 813</p>	<p>SEAT DIMENSIONS W D H 17 16 18 432 406 457</p>																																																																									
		BACK DIMENSIONS W H 17 15 432 381																																																																										
		RTA 00	1 per carton																																																																									
 <p>6524</p>	 <p>6524MB (mesh back)</p>	List price																																																																										
		<table border="1"> <thead> <tr> <th></th> <th>1</th> <th>2</th> <th>3</th> <th>4</th> <th>5</th> <th>6</th> <th>7</th> <th>8</th> <th>9</th> <th>10</th> <th>11</th> <th>12</th> </tr> </thead> <tbody> <tr> <td>6524</td> <td>383</td> <td>407</td> <td>427</td> <td>451</td> <td>489</td> <td>524</td> <td>559</td> <td>590</td> <td>628</td> <td>664</td> <td>713</td> <td>782</td> </tr> <tr> <td>6524WS</td> <td>411</td> <td>435</td> <td>455</td> <td>479</td> <td>517</td> <td>552</td> <td>587</td> <td>618</td> <td>656</td> <td>692</td> <td>741</td> <td>810</td> </tr> <tr> <td>6524MB</td> <td>440</td> <td>464</td> <td>484</td> <td>508</td> <td>546</td> <td>581</td> <td>616</td> <td>647</td> <td>685</td> <td>721</td> <td>770</td> <td>839</td> </tr> <tr> <td>6524WSMB</td> <td>469</td> <td>493</td> <td>513</td> <td>537</td> <td>575</td> <td>610</td> <td>645</td> <td>676</td> <td>714</td> <td>750</td> <td>799</td> <td>868</td> </tr> </tbody> </table>													1	2	3	4	5	6	7	8	9	10	11	12	6524	383	407	427	451	489	524	559	590	628	664	713	782	6524WS	411	435	455	479	517	552	587	618	656	692	741	810	6524MB	440	464	484	508	546	581	616	647	685	721	770	839	6524WSMB	469	493	513	537	575	610	645	676	714	750
	1	2	3	4	5	6	7	8	9	10	11	12																																																																
6524	383	407	427	451	489	524	559	590	628	664	713	782																																																																
6524WS	411	435	455	479	517	552	587	618	656	692	741	810																																																																
6524MB	440	464	484	508	546	581	616	647	685	721	770	839																																																																
6524WSMB	469	493	513	537	575	610	645	676	714	750	799	868																																																																
<p>Armchair w/Sled Base COM: 0.75 YD 0.69 M Unit weight: 13.5 LB 6.1 KG Carton weight: 16 LB 7.26 KG Carton volume: 11.75 FT³ 0.33 MT³</p>	<p>Upholstered seat. Stacks 5 high on floor. Stacks 10 high on dolly.</p>	OVERALL DIMENSIONS																																																																										
		<p>IN 23 22 33 MM 584 559 838</p>	<p>SEAT DIMENSIONS W D H 17 16 18.5 432 406 470</p>																																																																									
		BACK DIMENSIONS W H 17 14.5 432 368																																																																										
		RTA 00	2 per carton (pricing and specifications are for one chair)																																																																									
 <p>6524TR</p>	 <p>6524TRMB (mesh back)</p>	List price																																																																										
		<table border="1"> <thead> <tr> <th></th> <th>1</th> <th>2</th> <th>3</th> <th>4</th> <th>5</th> <th>6</th> <th>7</th> <th>8</th> <th>9</th> <th>10</th> <th>11</th> <th>12</th> </tr> </thead> <tbody> <tr> <td>6524T</td> <td>645</td> <td>669</td> <td>689</td> <td>713</td> <td>751</td> <td>786</td> <td>821</td> <td>852</td> <td>890</td> <td>926</td> <td>975</td> <td>1044</td> </tr> <tr> <td>6524TWS</td> <td>673</td> <td>697</td> <td>717</td> <td>741</td> <td>779</td> <td>814</td> <td>849</td> <td>880</td> <td>918</td> <td>954</td> <td>1003</td> <td>1072</td> </tr> <tr> <td>6524TMB</td> <td>701</td> <td>725</td> <td>745</td> <td>769</td> <td>807</td> <td>842</td> <td>877</td> <td>908</td> <td>946</td> <td>982</td> <td>1031</td> <td>1100</td> </tr> <tr> <td>6524TWSMB</td> <td>729</td> <td>753</td> <td>773</td> <td>797</td> <td>835</td> <td>870</td> <td>905</td> <td>936</td> <td>974</td> <td>1010</td> <td>1059</td> <td>1128</td> </tr> </tbody> </table>													1	2	3	4	5	6	7	8	9	10	11	12	6524T	645	669	689	713	751	786	821	852	890	926	975	1044	6524TWS	673	697	717	741	779	814	849	880	918	954	1003	1072	6524TMB	701	725	745	769	807	842	877	908	946	982	1031	1100	6524TWSMB	729	753	773	797	835	870	905	936	974	1010
	1	2	3	4	5	6	7	8	9	10	11	12																																																																
6524T	645	669	689	713	751	786	821	852	890	926	975	1044																																																																
6524TWS	673	697	717	741	779	814	849	880	918	954	1003	1072																																																																
6524TMB	701	725	745	769	807	842	877	908	946	982	1031	1100																																																																
6524TWSMB	729	753	773	797	835	870	905	936	974	1010	1059	1128																																																																
<p>Armchair w/Tablet and Sled Base COM: 0.75 YD 0.69 M Unit weight: 23 LB 10.5 KG Carton weight: 29 LB 13.15 KG Carton volume: 14.25 FT³ 0.4 MT³</p>	<p>Upholstered seat. Does not stack.</p> <p>Specify (L) left or (R) right tablet (Example: 6524TL or 6524TR).</p>	OVERALL DIMENSIONS																																																																										
		<p>IN 25 26.5 32 MM 635 673 813</p>	<p>SEAT DIMENSIONS W D H 17 16 18.5 432 406 470</p>																																																																									
		BACK DIMENSIONS W H 17 15 432 381																																																																										
		RTA 00	1 per carton																																																																									
 <p>6525</p>	List price																																																																											
	<table border="1"> <thead> <tr> <th></th> <th>1</th> <th>2</th> <th>3</th> <th>4</th> <th>5</th> <th>6</th> <th>7</th> <th>8</th> <th>9</th> <th>10</th> <th>11</th> <th>12</th> </tr> </thead> <tbody> <tr> <td>6525</td> <td>417</td> <td>441</td> <td>461</td> <td>485</td> <td>523</td> <td>558</td> <td>593</td> <td>624</td> <td>662</td> <td>698</td> <td>747</td> <td>816</td> </tr> <tr> <td>6525WS</td> <td>446</td> <td>470</td> <td>490</td> <td>514</td> <td>552</td> <td>587</td> <td>622</td> <td>653</td> <td>691</td> <td>727</td> <td>776</td> <td>845</td> </tr> </tbody> </table>													1	2	3	4	5	6	7	8	9	10	11	12	6525	417	441	461	485	523	558	593	624	662	698	747	816	6525WS	446	470	490	514	552	587	622	653	691	727	776	845																									
	1	2	3	4	5	6	7	8	9	10	11	12																																																																
6525	417	441	461	485	523	558	593	624	662	698	747	816																																																																
6525WS	446	470	490	514	552	587	622	653	691	727	776	845																																																																
<p>Armchair COM: 0.75 YD 0.69 M Unit weight: 14.5 LB 6.6 KG Carton weight: 18.5 LB 8.39 KG Carton volume: 13.75 FT³ 0.38 MT³</p>	<p>Upholstered seat & back. Stacks 5 high on floor. Stacks 10 high on dolly.</p>	OVERALL DIMENSIONS																																																																										
		<p>IN 23 22 33.5 MM 584 559 851</p>	<p>SEAT DIMENSIONS H W D 17 16 18.5 432 406 470</p>																																																																									
		BACK DIMENSIONS H WH 17 15 432 381																																																																										
		RTA 00	2 per carton (pricing and specifications are for one chair)																																																																									


DESCRIPTION	FEATURES	MODEL#	STANDARD TEXTILE GRADES													
			1	2	3	4	5	6	7	8	9	10	11	12		
 <p>6525TR</p> <p>Armchair w/Tablet and Sled Base COM: 0.75 YD 0.69 M Unit weight: 24 LB 10.9 KG Carton weight: 30 LB 13.61 KG Carton volume: 14.25 FT³ 0.4 MT³</p>	Upholstered seat & back. Does not stack. Specify (L) left or (R) right tablet. (Example: 6525TL or 6525TR).		681	705	725	749	787	822	857	888	926	962	1011	1080		
			710	734	754	778	816	851	886	917	955	991	1040	1109		
		OVERALL DIMENSIONS			SEAT DIMENSIONS			BACK DIMENSIONS								
			IN 25	26.5	32.5	17	16	18.5	17	15						
	MM 635	673	826	432	406	470	432	381								
				RTA 00	1 per carton											


List price	
6522	15









DESCRIPTION	FEATURES	MODEL#	STANDARD TEXTILE GRADES														
			1	2	3	4	5	6	7	8	9	10	11	12			
 <p>Ganging Brackets - Set of 2 COM: N/A Unit weight: 0.07 LB N/A KG Carton weight: 0.16 LB 0.07 KG Carton volume: 1 FT³ 0.02 MT³</p>	For four-legged models only.																
			OVERALL DIMENSIONS			SEAT DIMENSIONS			BACK DIMENSIONS								
			IN 0.87	7.75	1.5	-	-	-	-	-							
			MM 22	197	38	-	-	-	-	-							
				RTA 00		Pricing is for the set, specifications are for one bracket											

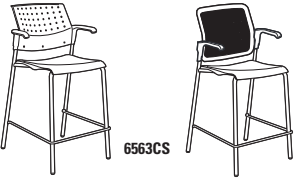
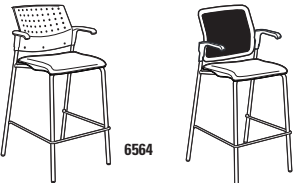
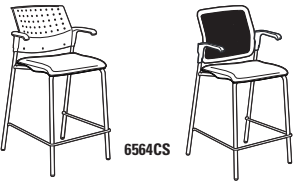


List price	
6526	17










DESCRIPTION	FEATURES	MODEL#	STANDARD TEXTILE GRADES														
			1	2	3	4	5	6	7	8	9	10	11	12			
 <p>Ganging Brackets - Set of 2 COM: N/A Unit weight: 0.25 LB 0.004 KG Carton weight: 0.01 LB 0.004 KG Carton volume: 0.5 FT³ 0.01 MT³</p>	Sled base models only.																
			OVERALL DIMENSIONS			SEAT DIMENSIONS			BACK DIMENSIONS								
			IN 0.75	5.75	1.25	-	-	-	-	-							
			MM 19	146	32	-	-	-	-	-							
				RTA 00		Pricing is for the set, specifications are for one bracket											






DESCRIPTION	FEATURES	MODEL#	STANDARD TEXTILE GRADES														
			1	2	3	4	5	6	7	8	9	10	11	12			
 <p>6558</p> <p>Armless Bar Stool COM: N/A Unit weight: 15 LB 6.8 KG Carton weight: 24 LB 10.89 KG Carton volume: 17.5 FT³ 0.49 MT³</p>	Polypropylene seat. Stacks 5 high on floor.																
			OVERALL DIMENSIONS			SEAT DIMENSIONS			BACK DIMENSIONS								
			IN 22	23	44	17	16	28	17	15							
			MM 559	584	1118	432	406	711	432	381							
				RTA 00	1 per carton												


DESCRIPTION	FEATURES	MODEL#	STANDARD TEXTILE GRADES														
			1	2	3	4	5	6	7	8	9	10	11	12			
 <p>6558CS</p> <p>Armless Counter Stool COM: N/A Unit weight: 14 LB 6.4 KG Carton weight: 18.5 LB 8.39 KG Carton volume: 17.75 FT³ 0.5 MT³</p>	Polypropylene seat Stacks 5 high on floor.																
			OVERALL DIMENSIONS			SEAT DIMENSIONS			BACK DIMENSIONS								
			IN 22	22.5	38	17	16	24	17	15							
			MM 559	572	965	432	406	610	432	381							
				RTA 00	2 per carton (pricing and specifications are for one chair)												


DESCRIPTION	FEATURES	MODEL#	STANDARD TEXTILE GRADES											
			1	2	3	4	5	6	7	8	9	10	11	12
 6559	 6559MB (mesh back)		415	439	459	483	521	556	591	622	660	696	745	814
			472	496	516	540	578	613	648	679	717	753	802	871
Armless Bar Stool COM: 0.75 YD 0.69 M Unit weight: 18 LB 8.2 KG Carton weight: 27 LB 12.25 KG Carton volume: 17.5 FT³ 0.49 MT³	Upholstered seat. Stacks 5 high on floor.		OVERALL DIMENSIONS			SEAT DIMENSIONS			BACK DIMENSIONS					
			W	D	H	W	D	H	W	H				
			IN 22	23	44	17	16	28.5	17	15				
			MM 559	584	1118	432	406	724	432	381				
			RTA 00 1 per carton											
 6559CS	 6559CSMB (mesh back)		415	439	459	483	521	556	591	622	660	696	745	814
			472	496	516	540	578	613	648	679	717	753	802	871
Armless Counter Stool COM: 0.75 YD 0.69 M Unit weight: 17 LB 7.7 KG Carton weight: 21.5 LB 9.75 KG Carton volume: 17.75 FT³ 0.5 MT³	Upholstered seat. Stacks 5 high on floor.		OVERALL DIMENSIONS			SEAT DIMENSIONS			BACK DIMENSIONS					
			W	D	H	W	D	H	W	H				
			IN 22	22.5	38	17	16	24.5	17	15				
			MM 559	572	965	432	406	622	432	381				
			RTA 00 2 per carton (pricing and specifications are for one chair)											
 6561			452	476	496	520	558	593	628	659	697	733	782	851
			OVERALL DIMENSIONS			SEAT DIMENSIONS			BACK DIMENSIONS					
Armless Bar Stool COM: 0.75 YD 0.69 M Unit weight: 19 LB 8.6 KG Carton weight: 28 LB 12.7 KG Carton volume: 17.5 FT³ 0.49 MT³	Upholstered seat & back. Stacks 5 high on floor.		W	D	H	W	D	H	W	H				
			IN 22	23	44.5	17	16	28.5	17	15				
			MM 559	584	1130	432	406	724	432	381				
						RTA 00 1 per carton								
 6561CS			452	476	496	520	558	593	628	659	697	733	782	851
			OVERALL DIMENSIONS			SEAT DIMENSIONS			BACK DIMENSIONS					
Armless Counter Stool COM: 0.75 YD 0.69 M Unit weight: 18 LB 8.2 KG Carton weight: 22.5 LB 12.7 KG Carton volume: 17.75 FT³ 0.5 MT³	Upholstered seat & back. Stacks 5 high on floor.		W	D	H	W	D	H	W	H				
			IN 22	22.5	38	17	15.5	24.5	17	15				
			MM 559	572	965	432	394	622	432	381				
						RTA 00 2 per carton (pricing and specifications are for one chair)								
 6563	 6563MB (mesh back)		List price											
			435	491										
Bar Stool w/Arms COM: N/A Unit weight: 18 LB 8.2 KG Carton weight: 27 LB 12.25 KG Carton volume: 17.5 FT³ 0.49 MT³	Polypropylene seat. Stacks 5 high on floor.		OVERALL DIMENSIONS			SEAT DIMENSIONS			BACK DIMENSIONS					
			W	D	H	W	D	H	W	H				
			IN 23	23	44	17	16	28	17	15				
			MM 584	584	1118	432	406	711	432	381				
			RTA 00 1 per carton											


DESCRIPTION	FEATURES	MODEL#	STANDARD TEXTILE GRADES													
 <p>Counter Stool w/Arms COM: N/A Unit weight: 15 LB 6.8 KG Carton weight: 19.5 LB 8.85 KG Carton volume: 17.75 FT³ 0.5 MT³</p>	<p>Polypropylene seat. Stacks 5 high on floor.</p>	<p>List price</p> <p>6563CS 435</p> <p>6563CSMB 491 Mesh back</p>	OVERALL DIMENSIONS			SEAT DIMENSIONS			BACK DIMENSIONS							
			W	D	H	W	D	H	W	H						
			IN 23	22.5	38	17	16	24	17	15						
			MM 584	572	965	432	406	610	432	381						
			<p>RTA 00 2 per carton (pricing and specifications are for one chair)</p>													
 <p>Bar Stool w/Arms COM: 0.75 YD 0.69 M Unit weight: 19 LB 8.6 KG Carton weight: 28 LB 12.7 KG Carton volume: 17.5 FT³ 0.49 MT³</p>	<p>Upholstered seat. Stacks 5 high on floor.</p>	<p>6564</p> <p>6564MB 929 Mesh back</p>	OVERALL DIMENSIONS			SEAT DIMENSIONS			BACK DIMENSIONS							
			W	D	H	W	D	H	W	H						
			IN 23	23	44	17	16	28.5	17	15						
			MM 584	584	1118	432	406	724	432	381						
			<p>RTA 00 1 per carton</p>													
 <p>Counter Stool w/Arms COM: 0.75 YD 0.69 M Unit weight: 18 LB 8.2 KG Carton weight: 22.5 LB 10.21 KG Carton volume: 17.75 FT³ 0.5 MT³</p>	<p>Upholstered seat. Stacks 5 high on floor.</p>	<p>6564CS</p> <p>6564CSMB 929 Mesh back</p>	OVERALL DIMENSIONS			SEAT DIMENSIONS			BACK DIMENSIONS							
			W	D	H	W	D	H	W	H						
			IN 23	22.5	38	17	16	24	17	15						
			MM 584	572	965	432	406	610	432	381						
			<p>RTA 00 2 per carton (pricing and specifications are for one chair)</p>													
 <p>Bar Stool w/Arms COM: 0.75 YD 0.69 M Unit weight: 20 LB 9.1 KG Carton weight: 29 LB 13.15 KG Carton volume: 17.5 FT³ 0.49 MT³</p>	<p>Upholstered seat & back. Stacks 5 high on floor.</p>	<p>6565</p>	OVERALL DIMENSIONS			SEAT DIMENSIONS			BACK DIMENSIONS							
			W	D	H	W	D	H	W	H						
			IN 23	23	44.5	17	16	28.5	17	15						
			MM 584	584	1130	432	406	724	432	381						
			<p>RTA 00 1 per carton</p>													
 <p>Counter Stool w/Arms COM: 0.75 YD 0.69 M Unit weight: 19 LB 8.6 KG Carton weight: 23.5 LB 10.66 KG Carton volume: 17.75 FT³ 0.5 MT³</p>	<p>Upholstered seat & back. Stacks 5 high on floor.</p>	<p>6565CS</p>	OVERALL DIMENSIONS			SEAT DIMENSIONS			BACK DIMENSIONS							
			W	D	H	W	D	H	W	H						
			IN 23	22.5	38	17	15.5	24.5	17	15						
			MM 584	572	965	432	394	622	432	381						
			<p>RTA 00 2 per carton (pricing and specifications are for one chair)</p>													


DESCRIPTION	FEATURES	MODEL#	STANDARD TEXTILE GRADES																																																																	
 6573	 6573MB (mesh back)	Polypropylene seat. Does not stack.	List price 6573 360 6573T 623 6573MB 416 6573TMB 680																																																																	
			<table border="1"> <thead> <tr> <th rowspan="2"></th> <th colspan="3">OVERALL DIMENSIONS</th> <th colspan="3">SEAT DIMENSIONS</th> <th colspan="2">BACK DIMENSIONS</th> </tr> <tr> <th>W</th> <th>D</th> <th>H</th> <th>W</th> <th>D</th> <th>H</th> <th>W</th> <th>H</th> </tr> </thead> <tbody> <tr> <td>IN</td> <td>23</td> <td>22</td> <td>33</td> <td>17</td> <td>16</td> <td>18</td> <td>17</td> <td>15</td> </tr> <tr> <td>MM</td> <td>584</td> <td>559</td> <td>838</td> <td>432</td> <td>406</td> <td>457</td> <td>432</td> <td>381</td> </tr> </tbody> </table>		OVERALL DIMENSIONS			SEAT DIMENSIONS			BACK DIMENSIONS		W	D	H	W	D	H	W	H	IN	23	22	33	17	16	18	17	15	MM	584	559	838	432	406	457	432	381																														
	OVERALL DIMENSIONS				SEAT DIMENSIONS			BACK DIMENSIONS																																																												
	W	D	H	W	D	H	W	H																																																												
IN	23	22	33	17	16	18	17	15																																																												
MM	584	559	838	432	406	457	432	381																																																												
Armchair w/Casters COM: N/A Unit weight: 11.5 LB 5.2 KG Carton weight: 15.75 LB 7.14 KG Carton volume: 15.5 FT³ 0.44 MT³	Available with tablet: Specify (L) left or (R) right tablet. (Example: 6573TL or 6573TR).	RTA 00	2 per carton (pricing and specifications are for one chair), 1 per carton for chair w/tablet																																																																	
 6573TRP	 6573TRMBP (mesh back)	Polypropylene seat. Does not stack.	List price 6573TP 777 6573TMBP 833																																																																	
			<table border="1"> <thead> <tr> <th rowspan="2"></th> <th colspan="3">OVERALL DIMENSIONS</th> <th colspan="3">SEAT DIMENSIONS</th> <th colspan="2">BACK DIMENSIONS</th> </tr> <tr> <th>W</th> <th>D</th> <th>H</th> <th>W</th> <th>D</th> <th>H</th> <th>W</th> <th>H</th> </tr> </thead> <tbody> <tr> <td>IN</td> <td>25.5</td> <td>26</td> <td>32.5</td> <td>17</td> <td>16</td> <td>17.5</td> <td>17</td> <td>14.5</td> </tr> <tr> <td>MM</td> <td>648</td> <td>660</td> <td>826</td> <td>432</td> <td>406</td> <td>445</td> <td>432</td> <td>368</td> </tr> </tbody> </table>		OVERALL DIMENSIONS			SEAT DIMENSIONS			BACK DIMENSIONS		W	D	H	W	D	H	W	H	IN	25.5	26	32.5	17	16	17.5	17	14.5	MM	648	660	826	432	406	445	432	368																														
	OVERALL DIMENSIONS				SEAT DIMENSIONS			BACK DIMENSIONS																																																												
	W	D	H	W	D	H	W	H																																																												
IN	25.5	26	32.5	17	16	17.5	17	14.5																																																												
MM	648	660	826	432	406	445	432	368																																																												
Armchair w/Tablet, Casters and Pack Rack COM: N/A Unit weight: 25 LB 11.4 KG Carton weight: 32 LB 14.51 KG Carton volume: 15.75 FT³ 0.44 MT³	Specify (L) left or (R) right tablet (Example: 6573TLP or 6573TRP).	RTA 00	1 per carton																																																																	
 6574	 6574MB (mesh back)	Upholstered seat. Does not stack.	<table border="1"> <thead> <tr> <th></th> <th>1</th> <th>2</th> <th>3</th> <th>4</th> <th>5</th> <th>6</th> <th>7</th> <th>8</th> <th>9</th> <th>10</th> <th>11</th> <th>12</th> </tr> </thead> <tbody> <tr> <td>6574</td> <td>398</td> <td>422</td> <td>442</td> <td>466</td> <td>504</td> <td>539</td> <td>574</td> <td>605</td> <td>643</td> <td>679</td> <td>728</td> <td>797</td> </tr> <tr> <td>6574T</td> <td>659</td> <td>683</td> <td>703</td> <td>727</td> <td>765</td> <td>800</td> <td>835</td> <td>866</td> <td>904</td> <td>940</td> <td>989</td> <td>1058</td> </tr> <tr> <td>6574MB</td> <td>454</td> <td>478</td> <td>498</td> <td>522</td> <td>560</td> <td>595</td> <td>630</td> <td>661</td> <td>699</td> <td>735</td> <td>784</td> <td>853</td> </tr> <tr> <td>6574TMB</td> <td>717</td> <td>741</td> <td>761</td> <td>785</td> <td>823</td> <td>858</td> <td>893</td> <td>924</td> <td>962</td> <td>998</td> <td>1047</td> <td>1116</td> </tr> </tbody> </table>		1	2	3	4	5	6	7	8	9	10	11	12	6574	398	422	442	466	504	539	574	605	643	679	728	797	6574T	659	683	703	727	765	800	835	866	904	940	989	1058	6574MB	454	478	498	522	560	595	630	661	699	735	784	853	6574TMB	717	741	761	785	823	858	893	924	962	998	1047	1116
				1	2	3	4	5	6	7	8	9	10	11	12																																																					
6574	398	422	442	466	504	539	574	605	643	679	728	797																																																								
6574T	659	683	703	727	765	800	835	866	904	940	989	1058																																																								
6574MB	454	478	498	522	560	595	630	661	699	735	784	853																																																								
6574TMB	717	741	761	785	823	858	893	924	962	998	1047	1116																																																								
Armchair w/Casters COM: 0.75 YD 0.69 M Unit weight: 14 LB 6.4 KG Carton weight: 18.25 LB 8.28 KG Carton volume: 15.5 FT³ 0.44 MT³	Available with tablet: Specify (L) left or (R) right tablet. (Example: 6574TL or 6574TR).	RTA 00	2 per carton (pricing and specifications are for one chair), 1 per carton for chair w/tablet																																																																	
 6574TRP	 6574TRMBP (mesh back)	Upholstered seat. Does not stack.	<table border="1"> <thead> <tr> <th></th> <th>1</th> <th>2</th> <th>3</th> <th>4</th> <th>5</th> <th>6</th> <th>7</th> <th>8</th> <th>9</th> <th>10</th> <th>11</th> <th>12</th> </tr> </thead> <tbody> <tr> <td>6574TP</td> <td>816</td> <td>840</td> <td>860</td> <td>884</td> <td>922</td> <td>957</td> <td>992</td> <td>1023</td> <td>1061</td> <td>1097</td> <td>1146</td> <td>1215</td> </tr> <tr> <td>6574TMBP</td> <td>872</td> <td>896</td> <td>916</td> <td>940</td> <td>978</td> <td>1013</td> <td>1048</td> <td>1079</td> <td>1117</td> <td>1153</td> <td>1202</td> <td>1271</td> </tr> </tbody> </table>		1	2	3	4	5	6	7	8	9	10	11	12	6574TP	816	840	860	884	922	957	992	1023	1061	1097	1146	1215	6574TMBP	872	896	916	940	978	1013	1048	1079	1117	1153	1202	1271																										
				1	2	3	4	5	6	7	8	9	10	11	12																																																					
6574TP	816	840	860	884	922	957	992	1023	1061	1097	1146	1215																																																								
6574TMBP	872	896	916	940	978	1013	1048	1079	1117	1153	1202	1271																																																								
Armchair w/Tablet, Casters and Pack Rack COM: 0.75 YD 0.69 M Unit weight: 27 LB 12.3 KG Carton weight: 34 LB 15.42 KG Carton volume: 15.75 FT³ 0.44 MT³	Specify (L) left or (R) right tablet (Example: 6574TLP or 6574TRP).	RTA 00	1 per carton																																																																	
 6575		Upholstered seat & back. Does not stack.	<table border="1"> <thead> <tr> <th></th> <th>1</th> <th>2</th> <th>3</th> <th>4</th> <th>5</th> <th>6</th> <th>7</th> <th>8</th> <th>9</th> <th>10</th> <th>11</th> <th>12</th> </tr> </thead> <tbody> <tr> <td>6575</td> <td>440</td> <td>464</td> <td>484</td> <td>508</td> <td>546</td> <td>581</td> <td>616</td> <td>647</td> <td>685</td> <td>721</td> <td>770</td> <td>839</td> </tr> <tr> <td>6575T</td> <td>701</td> <td>725</td> <td>745</td> <td>769</td> <td>807</td> <td>842</td> <td>877</td> <td>908</td> <td>946</td> <td>982</td> <td>1031</td> <td>1100</td> </tr> </tbody> </table>		1	2	3	4	5	6	7	8	9	10	11	12	6575	440	464	484	508	546	581	616	647	685	721	770	839	6575T	701	725	745	769	807	842	877	908	946	982	1031	1100																										
				1	2	3	4	5	6	7	8	9	10	11	12																																																					
6575	440	464	484	508	546	581	616	647	685	721	770	839																																																								
6575T	701	725	745	769	807	842	877	908	946	982	1031	1100																																																								
Armchair w/Casters COM: 0.75 YD 0.69 M Unit weight: 15 LB 6.8 KG Carton weight: 19.25 LB 8.73 KG Carton volume: 15.5 FT³ 0.43 MT³	Available with tablet: Specify (L) left or (R) right tablet. (Example: 6575TL or 6575TR).	RTA 00	2 per carton (pricing and specifications are for one chair), 1 per carton for chair w/tablet																																																																	


DESCRIPTION	FEATURES	MODEL#	STANDARD TEXTILE GRADES											
			1	2	3	4	5	6	7	8	9	10	11	12
 <p>6575TRP</p> <p>Armchair w/Tablet, Casters and Pack Rack COM: 0.75 YD 0.69 M Unit weight: 28 LB 12.7 KG Carton weight: 35 LB 15.88 KG Carton volume: 15.75 FT³ 0.44 MT³</p>	<p>Upholstered seat & back. Does not stack.</p> <p>Specify (L) left or (R) right tablet. (Example: 6575TLP or 6575TRP).</p>	6575TP	857	881	901	925	963	998	1033	1064	1102	1138	1187	1256
		OVERALL DIMENSIONS			SEAT DIMENSIONS			BACK DIMENSIONS						
		IN	25.5	26	32.5	17	16	17.5	17	14.5				
MM	648	660	826	432	406	445	432	368						
		RTA 00	1 per carton											
List price														
		6577	303											
		6577T	567											
		6577MB	360											
		6577TMB	623											
 <p>6577</p> <p>Armless Chair w/Casters COM: N/A Unit weight: 9.5 LB 4.3 KG Carton weight: 13.75 LB 6.24 KG Carton volume: 15.5 FT³ 0.43 MT³</p>	<p>Polypropylene seat. Does not stack.</p> <p>Available with tablet. Specify (L) left or (R) right tablet. (Example: 6577TL or 6577TR).</p>	List price												
		OVERALL DIMENSIONS			SEAT DIMENSIONS			BACK DIMENSIONS						
		IN	21.5	22	33	17	16	18	17	15				
MM	546	559	838	432	406	457	432	381						
		RTA 00	2 per carton (pricing and specifications are for one chair), 1 per carton for chair w/tablet											
 <p>6577TRP</p> <p>Armless Chair w/Tablet, Casters and Pack Rack COM: N/A Unit weight: 24 LB 10.9 KG Carton weight: 31 LB 14.06 KG Carton volume: 15.75 FT³ 0.44 MT³</p>	<p>Polypropylene seat. Does not stack.</p> <p>Specify (L) left or (R) right tablet. (Example: 6577TLP or 6577TRP).</p>	List price												
		OVERALL DIMENSIONS			SEAT DIMENSIONS			BACK DIMENSIONS						
		IN	24	26	32.5	17	16	17.5	17	14.5				
MM	610	660	826	432	406	445	432	368						
		RTA 00	1 per carton											
 <p>6578</p> <p>Armless Chair w/Casters COM: 0.75 YD 0.69 M Unit weight: 12 LB 5.5 KG Carton weight: 16.25 LB 7.37 KG Carton volume: 15.5 FT³ 0.43 MT³</p>	<p>Upholstered seat. Does not stack.</p> <p>Available with tablet. Specify (L) left or (R) right tablet. (Example: 6578TL or 6578TR).</p>	List price												
		OVERALL DIMENSIONS			SEAT DIMENSIONS			BACK DIMENSIONS						
		IN	21.5	22	33	17	16	18.5	17	14.5				
MM	546	559	838	432	406	470	432	368						
		RTA 00	2 per carton (pricing and specifications are for one chair), 1 per carton for chair w/tablet											
 <p>6578TRP</p> <p>Armless Chair w/Tablet, Casters and Pack Rack COM: 0.75 YD 0.69 M Unit weight: 26 LB 11.8 KG Carton weight: 33 LB 14.97 KG Carton volume: 15.75 FT³ 0.44 MT³</p>	<p>Upholstered seat. Does not stack.</p> <p>Specify (L) left or (R) right tablet. (Example: 6578TL or 6578TR).</p>	List price												
		OVERALL DIMENSIONS			SEAT DIMENSIONS			BACK DIMENSIONS						
		IN	24	26	32.5	17	16	17.5	17	14.5				
MM	610	660	826	432	406	445	432	368						
		RTA 00	1 per carton											


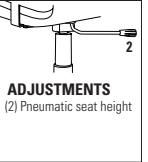

DESCRIPTION	FEATURES	MODEL#	STANDARD TEXTILE GRADES											
			1	2	3	4	5	6	7	8	9	10	11	12
 <p>Armless Chair w/Casters COM: 0.75 YD 0.69 M Unit weight: 13 LB 5.9 KG Carton weight: 17 LB 7.71 KG Carton volume: 13.75 FT³ 0.38 MT³</p>	Upholstered seat & back. Does not stack. Available with tablet: Specify (L) left or (R) right tablet. (Example: 6579TL or 6579TR).	6579	383	407	427	451	489	524	559	590	628	664	713	782
		6579T	645	669	689	713	751	786	821	852	890	926	975	1044
			OVERALL DIMENSIONS			SEAT DIMENSIONS			BACK DIMENSIONS					
			W	D	H	W	D	H	W	H				
			IN 21.5	22	33.5	17	15.5	18.5	17	15				
			MM 546	559	851	432	394	470	432	381				
			RTA 00	2 per carton (pricing and specifications are for one chair), 1 per carton for chair w/tablet										


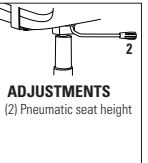
DESCRIPTION	FEATURES	MODEL#	STANDARD TEXTILE GRADES											
			1	2	3	4	5	6	7	8	9	10	11	12
 <p>Armless Chair w/Tablet, Casters and Pack Rack COM: 0.75 YD 0.69 M Unit weight: 27 LB 12.3 KG Carton weight: 34 LB 15.42 KG Carton volume: 15.75 FT³ 0.44 MT³</p>	Upholstered seat & back. Does not stack. Specify (L) left or (R) right tablet. (Example: 6579TLP or 6579TRP).	6579TRP	800	824	844	868	906	941	976	1007	1045	1081	1130	1199
					OVERALL DIMENSIONS			SEAT DIMENSIONS			BACK DIMENSIONS			
			W	D	H	W	D	H	W	H				
			IN 24	26	32.5	17	16	17.5	17	14.5				
			MM 610	660	826	432	406	445	432	368				
			RTA 00	1 per carton										

DESCRIPTION	FEATURES	MODEL#	STANDARD TEXTILE GRADES											
			1	2	3	4	5	6	7	8	9	10	11	12
 <p>Armless LB Task COM: N/A Unit weight: 17.5 LB 8 KG Carton weight: 21.5 LB 9.75 KG Carton volume: 6.5 FT³ 0.18 MT³</p>	Polypropylene seat. Ergonomic features: C Available with tablet: Specify (L) left or (R) right tablet. (Example: 6537TL or 6537TR).	6537	388	407	427	451	489	524	559	590	628	664	713	782
		6537T	652	669	689	713	751	786	821	852	890	926	975	1044
			OVERALL DIMENSIONS			SEAT DIMENSIONS			BACK DIMENSIONS					
			W	D	H	W	D	H	W	H				
			IN 20.5	20.5	32.5	17	16	15.5-20.5	17	15				
			MM 521	521	826	432	406	394-521	432	381				
			RTA 1	1 per carton										


DESCRIPTION	FEATURES	MODEL#	STANDARD TEXTILE GRADES											
			1	2	3	4	5	6	7	8	9	10	11	12
 <p>Armless LB Task Pedestal Base COM: N/A Unit weight: 20 LB 9.1 KG Carton weight: 28 LB 12.7 KG Carton volume: 9.75 FT³ 0.27 MT³</p>	Polypropylene seat. Ergonomic features: C Available with tablet: Specify (L) left or (R) right tablet. (Example: 6537TL or 6537TR).	6537PB	606	625	645	669	693	717	741	765	789	813	837	861
		6537TPB	870	889	908	927	946	965	984	1003	1022	1041	1060	1079
			OVERALL DIMENSIONS			SEAT DIMENSIONS			BACK DIMENSIONS					
			W	D	H	W	D	H	W	H				
			IN 20.5	20.5	31	17	16	16-18	17	15				
			MM 521	521	787	432	406	406-457	432	381				
			RTA 2	1 per carton										

DESCRIPTION	FEATURES	MODEL#	STANDARD TEXTILE GRADES											
			1	2	3	4	5	6	7	8	9	10	11	12
 <p>Armless LB Task COM: 0.75 YD 0.69 M Unit weight: 18.5 LB 8.4 KG Carton weight: 22.5 LB 10.21 KG Carton volume: 6.5 FT³ 0.18 MT³</p>	Upholstered seat. Ergonomic features: C Available with tablet: Specify (L) left or (R) right tablet. (Example: 6538TL or 6538TR).	6538	431	455	475	499	537	572	607	638	676	712	761	830
		6538T	693	717	737	761	799	834	869	900	938	974	1023	1092
			OVERALL DIMENSIONS			SEAT DIMENSIONS			BACK DIMENSIONS					
			W	D	H	W	D	H	W	H				
			IN 20.5	20.5	32.5	17	16	16-20	17	14.5				
			MM 521	521	826	432	406	406-508	432	368				
			RTA 1	1 per carton										

DESCRIPTION	FEATURES	MODEL#	STANDARD TEXTILE GRADES											
			1	2	3	4	5	6	7	8	9	10	11	12
 <p>Armless LB Task COM: 0.75 YD 0.69 M Unit weight: 19.5 LB 8.9 KG Carton weight: 23.5 LB 10.66 KG Carton volume: 6.5 FT³ 0.18 MT³</p>	 <p>ADJUSTMENTS (2) Pneumatic seat height</p> <p>Upholstered seat & back. Ergonomic features: C</p>	6539	464	488	508	532	570	605	640	671	709	745	794	863
		6539T	727	751	771	795	833	868	903	934	972	1008	1057	1126
			OVERALL DIMENSIONS			SEAT DIMENSIONS			BACK DIMENSIONS					
			W	D	H	W	D	H	W	H				
			IN 20.5	20.5	33	17	15.5	16-20	17	15				
			MM 521	521	838	432	394	406-508	432	381				
			RTA 1		1 per carton									

 <p>Armless LB Task Pedestal Base COM: 0.75 YD 0.69 M Unit weight: 22 LB 10 KG Carton weight: 30 LB 13.61 KG Carton volume: 9.75 FT³ 0.27 MT³</p>	 <p>ADJUSTMENTS (2) Pneumatic seat height</p> <p>Upholstered seat & back. Ergonomic features: C</p>	6539PB	682	706	726	750	788	823	858	889	927	963	1012	1081
		6539TPB	945	969	989	1013	1051	1086	1121	1152	1190	1226	1275	1344
			OVERALL DIMENSIONS			SEAT DIMENSIONS			BACK DIMENSIONS					
			W	D	H	W	D	H	W	H				
			IN 20.5	20.5	31	17	15.5	16.5-18.5	17	15				
			MM 521	521	787	432	394	419-470	432	381				
			RTA 2	1 per carton										


List price	
6567	442
6567T	706
6567MB	498
6567MBT	761


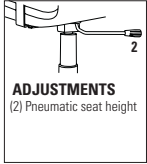


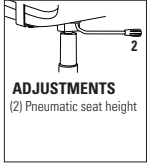
OVERALL DIMENSIONS		SEAT DIMENSIONS			BACK DIMENSIONS		
W	D	H	W	D	H	W	H
IN 23	20.5	32.5	17	16	15.5-20.5	17	15
MM 584	521	826	432	406	394-521	432	381
RTA 1		1 per carton					

List price	
6567PB	659
6567TPB	922
6567MBPB	715
6567MBTPB	978

OVERALL DIMENSIONS		SEAT DIMENSIONS			BACK DIMENSIONS		
W	D	H	W	D	H	W	H
IN 23	20.5	31	17	16	16-18	17	15
MM 584	521	787	432	406	406-457	432	381
RTA 2	1 per carton						

List price	
6568	485
6568T	746
6568MB	540
6568MBT	802

OVERALL DIMENSIONS		SEAT DIMENSIONS			BACK DIMENSIONS		
W	D	H	W	D	H	W	H
IN 23	20.5	32.5	17	16	16-21	17	14.5
MM 584	521	826	432	406	406-533	432	368
RTA 1		1 per carton					

DESCRIPTION	FEATURES	MODEL#	STANDARD TEXTILE GRADES											
			1	2	3	4	5	6	7	8	9	10	11	12
 <p>LB Task w/Arms COM: 0.75 YD 0.69 M Unit weight: 21 LB 9.5 KG Carton weight: 25 LB 11.34 KG Carton volume: 6.5 FT³ 0.18 MT³</p>	 <p>ADJUSTMENTS (2) Pneumatic seat height</p> <p>Upholstered seat & back. Ergonomic features: C</p> <p>Available with tablet: Specify (L) left or (R) right tablet. (Example: 6569TL or 6569TR).</p>	6569	523	547	567	591	629	664	699	730	768	804	853	922
		6569T	785	809	829	853	891	926	961	992	1030	1066	1115	1184
		OVERALL DIMENSIONS			SEAT DIMENSIONS			BACK DIMENSIONS						
		W D H			W D H			W H						
		IN 23	20.5	33	17	15.5	16-21	17	15					
MM 584	521	838	432	394	406-533	432	381							
	RTA 1		1 per carton											
 <p>LB Task w/Arms Pedestal Base COM: 0.75 YD 0.69 M Unit weight: 23 LB 10.5 KG Carton weight: 31 LB 14.06 KG Carton volume: 9.75 FT³ 0.27 MT³</p>	 <p>ADJUSTMENTS (2) Pneumatic seat height</p> <p>Upholstered seat & back. Ergonomic features: C</p> <p>Available with tablet: Specify (L) left or (R) right tablet. (Example: 6569TL or 6569TR).</p>	6569PB	740	764	784	808	846	881	916	947	985	1021	1070	1139
		6569TPB	1003	1027	1047	1071	1109	1144	1179	1210	1248	1284	1333	1402
		OVERALL DIMENSIONS			SEAT DIMENSIONS			BACK DIMENSIONS						
		W D H			W D H			W H						
		IN 23	20.5	31	17	15.5	16.5-18.5	17	15					
MM 584	521	787	432	394	419-470	432	381							
	RTA 2		1 per carton											

SPRITZ



model 6762-6



model 6765C



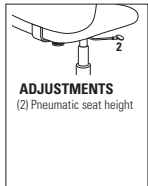
Articulating back on nesting chairs, multi-purpose chairs and stools.



Flip up seat on nesting chairs.

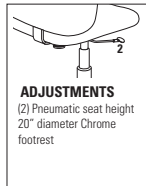
MECHANISM OPTIONS:

Task mechanism (-6)



Ergonomic features
C, G, M, N, U

Task mechanism - stool (-6)



Ergonomic features:
C, G, M, N, U

Spritz Task Chairs



For Spritz task chairs, please see page 83

STANDARD FEATURES

- An exceptionally comfortable chair series featuring a sophisticated, translucent mesh and models for all applications.
- Features an auto-adjusting comfort back. Spring loaded back reacts to body pressure and articulates 12°.
- Multi-purpose models standard with Global's high quality Soft Descend™ pneumatic lift which slowly and gently lowers the seat height of the chair making it easy to obtain the exact seat height you desire.
- Five prong, injection molded, fiberglass reinforced nylon Black base with dual wheel carpet casters (**C10**).
- Nesting chairs have a flip up seat allowing chairs to stack horizontally.
- When nesting horizontal nesting chairs, each additional chair adds 10" (254 mm) to the depth.
- Nesting chairs are standard with four Black nylon glides, C1 carpet casters or with two casters at front, two glides at rear.
- Pedestal base models provide fixed location seating for use in auditoriums, classrooms, jury boxes, public venues and more. The base must be mounted to the floor (mounting hardware not included). See Pedestal Base Installation Guide on website for details.
- Upholstery options: fabric, vinyl or leather. Vinyl and leather models may feature stitch detail across the seat and/or back cushions, if applicable.

Please add option codes in the following order:

- **Model number**
6762-6 Multi-purpose chair w/arms.
6763-6 Multi-purpose chair.
6767-6 Multi-purpose armless stool.
6768-6 Multi-purpose stool w/arms.
6764 Nesting chair on glides.
6765 Nesting chair w/arms on glides.
 Add (**C**) to model # if ordering with casters.
 Add (**FC**) to model # if ordering with front casters, rear glides.
- **Textile**
 Specify textile code.
- **Frame**
(TBL) Black seating frame finish.
(TSH) Shadow seating frame finish.
(TTU) Tungsten seating frame finish.
(CHM) Chrome seating frame finish. Add \$53.
- **Base (multi-purpose models only)**
(SD) Black nylon base.
(M2) Chrome spider base. Add \$68.
- **Casters (multi-purpose models only)**
(DM) C10 dual wheel carpet casters.
(DL) C10R dual wheel hard floor casters. Add \$20.
- **Casters (nesting models 6764C, 6765C only)**
(CX) C1 dual wheel carpet casters.
(ID) C9R dual wheel hard floor casters. Add \$17.
- **Mesh** (colors shown on website)
(U1) Black
(U2) Burgundy
(U3) Blue
(U4) Green

OPTIONAL FEATURES


- For additional caster options, please refer to the Arm and Caster section (page 357). *Optional casters may be priced higher than the standard casters for your chair and the difference will be charged. Lower priced optional casters will not be credited.*
- Pedestal base models have Black bases with 2" height adjustable cylinders, please specify:
(SH) Swivel, auto return to max height. No upcharge.
(SN) Non-swivel, auto return to max height. Add \$16.
(SC) Swivel, auto return to center and return to max height. Add \$26.

EXAMPLE SPRITZ ORDER CODE: MULTI-PURPOSE CHAIR

6763-6	-TC68	-TBL	-SD	-DM	-U2
Model #	Textile	Frame	Base	Casters	Mesh









EXAMPLE SPRITZ ORDER CODE: NESTING CHAIR






6765	-TC65	-TTU	-	-U3
Model #	Textile	Frame	Casters	Mesh



DESCRIPTION	FEATURES	MODEL #	STANDARD TEXTILE GRADES											
			1	2	3	4	5	6	7	8	9	10	11	12
 <p>Multi-Purpose Chair w/Arms COM: 0.75 YD 0.69 M Unit weight: 22 LB 10 KG Carton weight: 29 LB 13.15 KG Carton volume: 9.75 FT³ 0.27 M³</p>		6762-6	625	649	669	693	731	766	801	832	870	906	955	1024
			OVERALL DIMENSIONS			SEAT DIMENSIONS			BACK DIMENSIONS					
			W	D	H	W	D	H	W	H				
			IN 23.5	20.5	31	18	16.5	15.5-20.5	17	16.5				
			MM 597	521	787	457	419	394-521	432	419				
			RTA		courier		1 per carton							

MULTI-PURPOSE

SPRITZ™ NESTING & MULTI-PURPOSE S

DESCRIPTION	FEATURES	MODEL#	STANDARD TEXTILE GRADES											
			1	2	3	4	5	6	7	8	9	10	11	12
 <p>Multi-Purpose Chair w/Arms Pedestal Base COM: 0.75 YD 0.69 M Unit weight: 22 LB 10 KG Carton weight: 29 LB 13.15 KG Carton volume: 9.75 FT³ 0.27 MT³</p>		6762-6PB	831	855	875	899	937	972	1007	1038	1076	1112	1161	1230
			OVERALL DIMENSIONS			SEAT DIMENSIONS			BACK DIMENSIONS					
			W	D	H	W	D	H	W	H				
			IN 23.5 MM 597	20.5 521	34 864	18 457	16.5 419	16.5-18.5 419-470	17 432	16.5 419				
		RTA 1		1 per carton										
 <p>Multi-Purpose Chair Armless COM: 0.75 YD 0.69 M Unit weight: 21 LB 9.5 KG Carton weight: 28 LB 12.7 KG Carton volume: 9.75 FT³ 0.27 MT³</p>		6763-6	599	623	643	667	705	740	775	806	844	880	929	998
			OVERALL DIMENSIONS			SEAT DIMENSIONS			BACK DIMENSIONS					
			W	D	H	W	D	H	W	H				
			IN 20.5 MM 521	20.5 521	31 787	18 457	16.5 419	15.5-20.5 394-521	17 432	16.5 419				
		RTA 1		1 per carton										
 <p>Multi-Purpose Chair Armless Pedestal Base COM: 0.75 YD 0.69 M Unit weight: 21 LB 9.5 KG Carton weight: 28 LB 12.7 KG Carton volume: 9.75 FT³ 0.27 MT³</p>		6763-6PB	808	832	852	876	914	949	984	1015	1053	1089	1138	1207
			OVERALL DIMENSIONS			SEAT DIMENSIONS			BACK DIMENSIONS					
			W	D	H	W	D	H	W	H				
			IN 20.5 MM 521	20.5 521	34 864	18 457	16.5 419	16.5-18.5 419-470	17 432	16.5 419				
		RTA 1		1 per carton										
 <p>Flip Seat Nesting Chair Armless, Glides COM: 0.75 YD 0.69 M Unit weight: 15 LB 6.8 KG Carton weight: 23 LB 10.43 KG Carton volume: 14 FT³ 0.39 MT³</p>		6764	524	548	568	592	630	665	700	731	769	805	854	923
			OVERALL DIMENSIONS			SEAT DIMENSIONS			BACK DIMENSIONS					
			W	D	H	W	D	H	W	H				
			IN 20.5 MM 521	23 584	33 838	18.5 470	17 432	17 432	17 432	16 406				
	Ergonomic features: G, M, N	RTA 00	1 per carton											
 <p>Flip Seat Nesting Chair Armless, Casters COM: 0.75 YD 0.69 M Unit weight: 15 LB 6.8 KG Carton weight: 23 LB 10.43 KG Carton volume: 14 FT³ 0.39 MT³</p>		6764C	524	548	568	592	630	665	700	731	769	805	854	923
			OVERALL DIMENSIONS			SEAT DIMENSIONS			BACK DIMENSIONS					
			W	D	H	W	D	H	W	H				
			IN 20.5 MM 521	23 584	33 838	18.5 470	17 432	17 432	17 432	16 406				
	Ergonomic features: G, M, N	RTA 00	1 per carton											

DESCRIPTION	FEATURES	MODEL#	STANDARD TEXTILE GRADES																																												
			1	2	3	4	5	6	7	8	9	10	11	12																																	
 <p>Flip Seat Nesting Chair Armless, Front Casters COM: 0.75 YD 0.69 M Unit weight: 15 LB 6.8 KG Carton weight: 23 LB 10.43 KG Carton volume: 14 FT³ 0.39 MT³</p>	Ergonomic features: G, M, N	RTA 00	1 per carton																																												
			<table border="1"> <thead> <tr> <th colspan="3">OVERALL DIMENSIONS</th> <th colspan="3">SEAT DIMENSIONS</th> <th colspan="3">BACK DIMENSIONS</th> </tr> <tr> <th>W</th><th>D</th><th>H</th> <th>W</th><th>D</th><th>H</th> <th>W</th><th>H</th> </tr> </thead> <tbody> <tr> <td>IN 20.5</td><td>23</td><td>33</td> <td>18.5</td><td>17</td><td>17</td> <td>17</td><td>16</td> </tr> <tr> <td>MM 521</td><td>584</td><td>838</td> <td>470</td><td>432</td><td>432</td> <td>432</td><td>406</td> </tr> </tbody> </table>												OVERALL DIMENSIONS			SEAT DIMENSIONS			BACK DIMENSIONS			W	D	H	W	D	H	W	H	IN 20.5	23	33	18.5	17	17	17	16	MM 521	584	838	470	432	432	432	406
			OVERALL DIMENSIONS			SEAT DIMENSIONS			BACK DIMENSIONS																																						
			W	D	H	W	D	H	W	H																																					
			IN 20.5	23	33	18.5	17	17	17	16																																					
MM 521	584	838	470	432	432	432	406																																								
<table border="1"> <thead> <tr> <th>1</th><th>2</th><th>3</th><th>4</th><th>5</th><th>6</th><th>7</th><th>8</th><th>9</th><th>10</th><th>11</th><th>12</th> </tr> </thead> <tbody> <tr> <td>6764FC</td><td>524</td><td>548</td><td>568</td><td>592</td><td>630</td><td>665</td><td>700</td><td>731</td><td>769</td><td>805</td><td>854</td><td>923</td> </tr> </tbody> </table>												1	2	3	4	5	6	7	8	9	10	11	12	6764FC	524	548	568	592	630	665	700	731	769	805	854	923											
1	2	3	4	5	6	7	8	9	10	11	12																																				
6764FC	524	548	568	592	630	665	700	731	769	805	854	923																																			
<table border="1"> <thead> <tr> <th colspan="3">OVERALL DIMENSIONS</th> <th colspan="3">SEAT DIMENSIONS</th> <th colspan="3">BACK DIMENSIONS</th> </tr> <tr> <th>W</th><th>D</th><th>H</th> <th>W</th><th>D</th><th>H</th> <th>W</th><th>H</th> </tr> </thead> <tbody> <tr> <td>IN 23.75</td><td>23</td><td>33</td> <td>18.5</td><td>17</td><td>17</td> <td>17</td><td>16</td> </tr> <tr> <td>MM 603</td><td>584</td><td>838</td> <td>470</td><td>432</td><td>432</td> <td>432</td><td>406</td> </tr> </tbody> </table>												OVERALL DIMENSIONS			SEAT DIMENSIONS			BACK DIMENSIONS			W	D	H	W	D	H	W	H	IN 23.75	23	33	18.5	17	17	17	16	MM 603	584	838	470	432	432	432	406			
OVERALL DIMENSIONS			SEAT DIMENSIONS			BACK DIMENSIONS																																									
W	D	H	W	D	H	W	H																																								
IN 23.75	23	33	18.5	17	17	17	16																																								
MM 603	584	838	470	432	432	432	406																																								
<table border="1"> <thead> <tr> <th>1</th><th>2</th><th>3</th><th>4</th><th>5</th><th>6</th><th>7</th><th>8</th><th>9</th><th>10</th><th>11</th><th>12</th> </tr> </thead> <tbody> <tr> <td>6765</td><td>550</td><td>574</td><td>594</td><td>618</td><td>656</td><td>691</td><td>726</td><td>757</td><td>795</td><td>831</td><td>880</td><td>949</td> </tr> </tbody> </table>												1	2	3	4	5	6	7	8	9	10	11	12	6765	550	574	594	618	656	691	726	757	795	831	880	949											
1	2	3	4	5	6	7	8	9	10	11	12																																				
6765	550	574	594	618	656	691	726	757	795	831	880	949																																			
 <p>Flip Seat Nesting Armchair, Glides COM: 0.75 YD 0.69 M Unit weight: 16 LB 7.3 KG Carton weight: 24 LB 10.89 KG Carton volume: 14 FT³ 0.39 MT³</p>	Ergonomic features: G, M, N	RTA 00	1 per carton																																												
			<table border="1"> <thead> <tr> <th colspan="3">OVERALL DIMENSIONS</th> <th colspan="3">SEAT DIMENSIONS</th> <th colspan="3">BACK DIMENSIONS</th> </tr> <tr> <th>W</th><th>D</th><th>H</th> <th>W</th><th>D</th><th>H</th> <th>W</th><th>H</th> </tr> </thead> <tbody> <tr> <td>IN 23.75</td><td>23</td><td>33</td> <td>18.5</td><td>17</td><td>17</td> <td>17</td><td>16</td> </tr> <tr> <td>MM 603</td><td>584</td><td>838</td> <td>470</td><td>432</td><td>432</td> <td>432</td><td>406</td> </tr> </tbody> </table>												OVERALL DIMENSIONS			SEAT DIMENSIONS			BACK DIMENSIONS			W	D	H	W	D	H	W	H	IN 23.75	23	33	18.5	17	17	17	16	MM 603	584	838	470	432	432	432	406
			OVERALL DIMENSIONS			SEAT DIMENSIONS			BACK DIMENSIONS																																						
			W	D	H	W	D	H	W	H																																					
			IN 23.75	23	33	18.5	17	17	17	16																																					
MM 603	584	838	470	432	432	432	406																																								
<table border="1"> <thead> <tr> <th>1</th><th>2</th><th>3</th><th>4</th><th>5</th><th>6</th><th>7</th><th>8</th><th>9</th><th>10</th><th>11</th><th>12</th> </tr> </thead> <tbody> <tr> <td>6765C</td><td>550</td><td>574</td><td>594</td><td>618</td><td>656</td><td>691</td><td>726</td><td>757</td><td>795</td><td>831</td><td>880</td><td>949</td> </tr> </tbody> </table>												1	2	3	4	5	6	7	8	9	10	11	12	6765C	550	574	594	618	656	691	726	757	795	831	880	949											
1	2	3	4	5	6	7	8	9	10	11	12																																				
6765C	550	574	594	618	656	691	726	757	795	831	880	949																																			
<table border="1"> <thead> <tr> <th colspan="3">OVERALL DIMENSIONS</th> <th colspan="3">SEAT DIMENSIONS</th> <th colspan="3">BACK DIMENSIONS</th> </tr> <tr> <th>W</th><th>D</th><th>H</th> <th>W</th><th>D</th><th>H</th> <th>W</th><th>H</th> </tr> </thead> <tbody> <tr> <td>IN 23.75</td><td>23</td><td>33</td> <td>18.5</td><td>17</td><td>17</td> <td>17</td><td>16</td> </tr> <tr> <td>MM 603</td><td>584</td><td>838</td> <td>470</td><td>432</td><td>432</td> <td>432</td><td>406</td> </tr> </tbody> </table>												OVERALL DIMENSIONS			SEAT DIMENSIONS			BACK DIMENSIONS			W	D	H	W	D	H	W	H	IN 23.75	23	33	18.5	17	17	17	16	MM 603	584	838	470	432	432	432	406			
OVERALL DIMENSIONS			SEAT DIMENSIONS			BACK DIMENSIONS																																									
W	D	H	W	D	H	W	H																																								
IN 23.75	23	33	18.5	17	17	17	16																																								
MM 603	584	838	470	432	432	432	406																																								
<table border="1"> <thead> <tr> <th>1</th><th>2</th><th>3</th><th>4</th><th>5</th><th>6</th><th>7</th><th>8</th><th>9</th><th>10</th><th>11</th><th>12</th> </tr> </thead> <tbody> <tr> <td>6765FC</td><td>550</td><td>574</td><td>594</td><td>618</td><td>656</td><td>691</td><td>726</td><td>757</td><td>795</td><td>831</td><td>880</td><td>949</td> </tr> </tbody> </table>												1	2	3	4	5	6	7	8	9	10	11	12	6765FC	550	574	594	618	656	691	726	757	795	831	880	949											
1	2	3	4	5	6	7	8	9	10	11	12																																				
6765FC	550	574	594	618	656	691	726	757	795	831	880	949																																			
 <p>Flip Seat Nesting Armchair, Casters COM: 0.75 YD 0.69 M Unit weight: 16 LB 7.3 KG Carton weight: 24 LB 10.89 KG Carton volume: 14 FT³ 0.39 MT³</p>	Ergonomic features: G, M, N	RTA 00	1 per carton																																												
			<table border="1"> <thead> <tr> <th colspan="3">OVERALL DIMENSIONS</th> <th colspan="3">SEAT DIMENSIONS</th> <th colspan="3">BACK DIMENSIONS</th> </tr> <tr> <th>W</th><th>D</th><th>H</th> <th>W</th><th>D</th><th>H</th> <th>W</th><th>H</th> </tr> </thead> <tbody> <tr> <td>IN 23.75</td><td>23</td><td>33</td> <td>18.5</td><td>17</td><td>17</td> <td>17</td><td>16</td> </tr> <tr> <td>MM 603</td><td>584</td><td>838</td> <td>470</td><td>432</td><td>432</td> <td>432</td><td>406</td> </tr> </tbody> </table>												OVERALL DIMENSIONS			SEAT DIMENSIONS			BACK DIMENSIONS			W	D	H	W	D	H	W	H	IN 23.75	23	33	18.5	17	17	17	16	MM 603	584	838	470	432	432	432	406
			OVERALL DIMENSIONS			SEAT DIMENSIONS			BACK DIMENSIONS																																						
			W	D	H	W	D	H	W	H																																					
			IN 23.75	23	33	18.5	17	17	17	16																																					
MM 603	584	838	470	432	432	432	406																																								
<table border="1"> <thead> <tr> <th>1</th><th>2</th><th>3</th><th>4</th><th>5</th><th>6</th><th>7</th><th>8</th><th>9</th><th>10</th><th>11</th><th>12</th> </tr> </thead> <tbody> <tr> <td>6765FC</td><td>550</td><td>574</td><td>594</td><td>618</td><td>656</td><td>691</td><td>726</td><td>757</td><td>795</td><td>831</td><td>880</td><td>949</td> </tr> </tbody> </table>												1	2	3	4	5	6	7	8	9	10	11	12	6765FC	550	574	594	618	656	691	726	757	795	831	880	949											
1	2	3	4	5	6	7	8	9	10	11	12																																				
6765FC	550	574	594	618	656	691	726	757	795	831	880	949																																			
<table border="1"> <thead> <tr> <th colspan="3">OVERALL DIMENSIONS</th> <th colspan="3">SEAT DIMENSIONS</th> <th colspan="3">BACK DIMENSIONS</th> </tr> <tr> <th>W</th><th>D</th><th>H</th> <th>W</th><th>D</th><th>H</th> <th>W</th><th>H</th> </tr> </thead> <tbody> <tr> <td>IN 23.75</td><td>23</td><td>33</td> <td>18.5</td><td>17</td><td>17</td> <td>17</td><td>16</td> </tr> <tr> <td>MM 603</td><td>584</td><td>838</td> <td>470</td><td>432</td><td>432</td> <td>432</td><td>406</td> </tr> </tbody> </table>												OVERALL DIMENSIONS			SEAT DIMENSIONS			BACK DIMENSIONS			W	D	H	W	D	H	W	H	IN 23.75	23	33	18.5	17	17	17	16	MM 603	584	838	470	432	432	432	406			
OVERALL DIMENSIONS			SEAT DIMENSIONS			BACK DIMENSIONS																																									
W	D	H	W	D	H	W	H																																								
IN 23.75	23	33	18.5	17	17	17	16																																								
MM 603	584	838	470	432	432	432	406																																								
<table border="1"> <thead> <tr> <th>1</th><th>2</th><th>3</th><th>4</th><th>5</th><th>6</th><th>7</th><th>8</th><th>9</th><th>10</th><th>11</th><th>12</th> </tr> </thead> <tbody> <tr> <td>6765FC</td><td>550</td><td>574</td><td>594</td><td>618</td><td>656</td><td>691</td><td>726</td><td>757</td><td>795</td><td>831</td><td>880</td><td>949</td> </tr> </tbody> </table>												1	2	3	4	5	6	7	8	9	10	11	12	6765FC	550	574	594	618	656	691	726	757	795	831	880	949											
1	2	3	4	5	6	7	8	9	10	11	12																																				
6765FC	550	574	594	618	656	691	726	757	795	831	880	949																																			
 <p>Flip Seat Nesting Armchair, Front Casters COM: 0.75 YD 0.69 M Unit weight: 16 LB 7.3 KG Carton weight: 24 LB 10.89 KG Carton volume: 14 FT³ 0.39 MT³</p>	Ergonomic features: G, M, N	RTA 00	1 per carton																																												
			<table border="1"> <thead> <tr> <th colspan="3">OVERALL DIMENSIONS</th> <th colspan="3">SEAT DIMENSIONS</th> <th colspan="3">BACK DIMENSIONS</th> </tr> <tr> <th>W</th><th>D</th><th>H</th> <th>W</th><th>D</th><th>H</th> <th>W</th><th>H</th> </tr> </thead> <tbody> <tr> <td>IN 23.75</td><td>23</td><td>33</td> <td>18.5</td><td>17</td><td>17</td> <td>17</td><td>16</td> </tr> <tr> <td>MM 603</td><td>584</td><td>838</td> <td>470</td><td>432</td><td>432</td> <td>432</td><td>406</td> </tr> </tbody> </table>												OVERALL DIMENSIONS			SEAT DIMENSIONS			BACK DIMENSIONS			W	D	H	W	D	H	W	H	IN 23.75	23	33	18.5	17	17	17	16	MM 603	584	838	470	432	432	432	406
			OVERALL DIMENSIONS			SEAT DIMENSIONS			BACK DIMENSIONS																																						
			W	D	H	W	D	H	W	H																																					
			IN 23.75	23	33	18.5	17	17	17	16																																					
MM 603	584	838	470	432	432	432	406																																								
<table border="1"> <thead> <tr> <th>1</th><th>2</th><th>3</th><th>4</th><th>5</th><th>6</th><th>7</th><th>8</th><th>9</th><th>10</th><th>11</th><th>12</th> </tr> </thead> <tbody> <tr> <td>6767-6</td><td>783</td><td>807</td><td>827</td><td>851</td><td>889</td><td>924</td><td>959</td><td>990</td><td>1028</td><td>1064</td><td>1113</td><td>1182</td> </tr> </tbody> </table>												1	2	3	4	5	6	7	8	9	10	11	12	6767-6	783	807	827	851	889	924	959	990	1028	1064	1113	1182											
1	2	3	4	5	6	7	8	9	10	11	12																																				
6767-6	783	807	827	851	889	924	959	990	1028	1064	1113	1182																																			
<table border="1"> <thead> <tr> <th colspan="3">OVERALL DIMENSIONS</th> <th colspan="3">SEAT DIMENSIONS</th> <th colspan="3">BACK DIMENSIONS</th> </tr> <tr> <th>W</th><th>D</th><th>H</th> <th>W</th><th>D</th><th>H</th> <th>W</th><th>H</th> </tr> </thead> <tbody> <tr> <td>IN 20.5</td><td>20.5</td><td>42.5</td> <td>18</td><td>16.5</td><td>22-32</td> <td>17</td><td>16.5</td> </tr> <tr> <td>MM 559</td><td>521</td><td>1080</td> <td>457</td><td>419</td><td>559-813</td> <td>432</td><td>419</td> </tr> </tbody> </table>												OVERALL DIMENSIONS			SEAT DIMENSIONS			BACK DIMENSIONS			W	D	H	W	D	H	W	H	IN 20.5	20.5	42.5	18	16.5	22-32	17	16.5	MM 559	521	1080	457	419	559-813	432	419			
OVERALL DIMENSIONS			SEAT DIMENSIONS			BACK DIMENSIONS																																									
W	D	H	W	D	H	W	H																																								
IN 20.5	20.5	42.5	18	16.5	22-32	17	16.5																																								
MM 559	521	1080	457	419	559-813	432	419																																								
<table border="1"> <thead> <tr> <th>1</th><th>2</th><th>3</th><th>4</th><th>5</th><th>6</th><th>7</th><th>8</th><th>9</th><th>10</th><th>11</th><th>12</th> </tr> </thead> <tbody> <tr> <td>6767-6</td><td>783</td><td>807</td><td>827</td><td>851</td><td>889</td><td>924</td><td>959</td><td>990</td><td>1028</td><td>1064</td><td>1113</td><td>1182</td> </tr> </tbody> </table>												1	2	3	4	5	6	7	8	9	10	11	12	6767-6	783	807	827	851	889	924	959	990	1028	1064	1113	1182											
1	2	3	4	5	6	7	8	9	10	11	12																																				
6767-6	783	807	827	851	889	924	959	990	1028	1064	1113	1182																																			
 <p>Multi-Purpose Stool Armless COM: 0.75 YD 0.69 M Unit weight: 21 LB 9.5 KG Carton weight: 28 LB 12.7 KG Carton volume: 9.75 FT³ 0.27 MT³</p>	Ergonomic features: G, M, N	RTA 1	courier 1 per carton																																												
			<table border="1"> <thead> <tr> <th colspan="3">OVERALL DIMENSIONS</th> <th colspan="3">SEAT DIMENSIONS</th> <th colspan="3">BACK DIMENSIONS</th> </tr> <tr> <th>W</th><th>D</th><th>H</th> <th>W</th><th>D</th><th>H</th> <th>W</th><th>H</th> </tr> </thead> <tbody> <tr> <td>IN 20.5</td><td>20.5</td><td>42.5</td> <td>18</td><td>16.5</td><td>22-32</td> <td>17</td><td>16.5</td> </tr> <tr> <td>MM 559</td><td>521</td><td>1080</td> <td>457</td><td>419</td><td>559-813</td> <td>432</td><td>419</td> </tr> </tbody> </table>												OVERALL DIMENSIONS			SEAT DIMENSIONS			BACK DIMENSIONS			W	D	H	W	D	H	W	H	IN 20.5	20.5	42.5	18	16.5	22-32	17	16.5	MM 559	521	1080	457	419	559-813	432	419
			OVERALL DIMENSIONS			SEAT DIMENSIONS			BACK DIMENSIONS																																						
			W	D	H	W	D	H	W	H																																					
			IN 20.5	20.5	42.5	18	16.5	22-32	17	16.5																																					
MM 559	521	1080	457	419	559-813	432	419																																								
<table border="1"> <thead> <tr> <th>1</th><th>2</th><th>3</th><th>4</th><th>5</th><th>6</th><th>7</th><th>8</th><th>9</th><th>10</th><th>11</th><th>12</th> </tr> </thead> <tbody> <tr> <td>6767-6</td><td>783</td><td>807</td><td>827</td><td>851</td><td>889</td><td>924</td><td>959</td><td>990</td><td>1028</td><td>1064</td><td>1113</td><td>1182</td> </tr> </tbody> </table>												1	2	3	4	5	6	7	8	9	10	11	12	6767-6	783	807	827	851	889	924	959	990	1028	1064	1113	1182											
1	2	3	4	5	6	7	8	9	10	11	12																																				
6767-6	783	807	827	851	889	924	959	990	1028	1064	1113	1182																																			
<table border="1"> <thead> <tr> <th colspan="3">OVERALL DIMENSIONS</th> <th colspan="3">SEAT DIMENSIONS</th> <th colspan="3">BACK DIMENSIONS</th> </tr> <tr> <th>W</th><th>D</th><th>H</th> <th>W</th><th>D</th><th>H</th> <th>W</th><th>H</th> </tr> </thead> <tbody> <tr> <td>IN 20.5</td><td>20.5</td><td>42.5</td> <td>18</td><td>16.5</td><td>22-32</td> <td>17</td><td>16.5</td> </tr> <tr> <td>MM 559</td><td>521</td><td>1080</td> <td>457</td><td>419</td><td>559-813</td> <td>432</td><td>419</td> </tr> </tbody> </table>												OVERALL DIMENSIONS			SEAT DIMENSIONS			BACK DIMENSIONS			W	D	H	W	D	H	W	H	IN 20.5	20.5	42.5	18	16.5	22-32	17	16.5	MM 559	521	1080	457	419	559-813	432	419			
OVERALL DIMENSIONS			SEAT DIMENSIONS			BACK DIMENSIONS																																									
W	D	H	W	D	H	W	H																																								
IN 20.5	20.5	42.5	18	16.5	22-32	17	16.5																																								
MM 559	521	1080	457	419	559-813	432	419																																								
<table border="1"> <thead> <tr> <th>1</th><th>2</th><th>3</th><th>4</th><th>5</th><th>6</th><th>7</th><th>8</th><th>9</th><th>10</th><th>11</th><th>12</th> </tr> </thead> <tbody> <tr> <td>6767-6</td><td>783</td><td>807</td><td>827</td><td>851</td><td>889</td><td>924</td><td>959</td><td>990</td><td>1028</td><td>1064</td><td>1113</td><td>1182</td> </tr> </tbody> </table>												1	2	3	4	5	6	7	8	9	10	11	12	6767-6	783	807	827	851	889	924	959	990	1028	1064	1113	1182											
1	2	3	4	5	6	7	8	9	10	11	12																																				
6767-6	783	807	827	851	889	924	959	990	1028	1064	1113	1182																																			

DESCRIPTION	FEATURES	MODEL#	STANDARD TEXTILE GRADES											
			1	2	3	4	5	6	7	8	9	10	11	12
 <p>Multi-Purpose Stool w/Arms COM: 0.75 YD 0.69 M Unit weight: 24 LB 10.9 KG Carton weight: 31 LB 14.06 KG Carton volume: 9.75 FT³ 0.27 MT³</p>		6768-6	808	832	852	876	914	949	984	1015	1053	1089	1138	1207
			OVERALL DIMENSIONS			SEAT DIMENSIONS			BACK DIMENSIONS					
			W	D	H	W	D	H	W	H				
			IN 23.5	20.5	42.5	18	16.5	22-32	17	16.5				
			MM 597	521	1080	457	419	559-813	432	419				
			RTA 1		1 per carton									

SPYKER



model 6791

model 6790



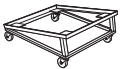
	Chair Stacking Capability	
	Stacks on floor	Stacks on dolly
Armless		
6791	up to 10 high	up to 12 high (use 6756)
With Arms		
6790	up to 7 high	up to 7 high (use 6756)

EXAMPLE SPYKER ORDER CODE:

6791	ALY
Model #	Finish

STANDARD FEATURES

- A comfortable, high quality, lightweight, all polymer stacking chair intended for use indoors or outdoors. Products must be stored inside during extreme and inclement weather. See Global's Outdoor Furniture warranty for additional information.
- Weather resistant, UV resistant, stain resistant and will not rust (no metal components or hardware).
- Chairs feature a perforated seat and back, reducing wind drag and preventing rain collection when used outdoors.
- Strength and durability come from the glass filler polymer. Evidence of this material may be visible on the surface and is often more evident in darker colors.
- Chair legs are equipped with translucent non-marking glides as standard. Suitable for outdoor environments, carpet and hard surface flooring.
- Active weight capacity for this series is 300 lbs.
- Chairs are available in 3 plastic colors: **(ALY)** Alloy **(CHA)** Char **(MLK)** Milk

DESCRIPTION	FEATURES	MODEL #	STANDARD TEXTILE GRADES
List price			
		6790	288
Armchair COM: N/A Unit weight: 10 LB 4.5 KG Carton weight: 12 LB 5.44 KG Carton volume: 16.25 FT ³ 0.46 MT ³	Stacks 7 high on floor. Stacks 7 high on dolly.		
RTA 00 4 per carton (pricing and specifications are for one chair)			
List price			
		6791	259
Armless Chair COM: N/A Unit weight: 9 LB 4.1 KG Carton weight: 11 LB 4.99 KG Carton volume: 14.25 FT ³ 0.4 MT ³	Stacks 10 high on floor. Stacks 12 high on dolly.		
RTA 00 4 per carton (pricing and specifications are for one chair)			
List price			
		6756	343
Chair Dolly COM: N/A Unit weight: 10 LB 4.5 KG Carton weight: 11 LB 4.99 KG Carton volume: 2.4 FT ³ 0.06 MT ³			
RTA 00 1 per carton			

STREAM



model 2075APP



model 2076NPU



model 2075NPPT



model 2075CSAPP

	Stream Chair Stacking Capability		Stream Stools Stacking Capability
	Stacks on floor	Stacks on dolly (2085)	Stacks on floor only
Four-Leg (Glide/Caster) + Sled Base Models			
Polypropylene seat	up to 5 high	up to 15 high	up to 5 high
Poly back & upholstered seat	up to 5 high	up to 10 high	up to 5 high
Upholstered seat & back	up to 5 high	up to 10 high	up to 5 high

Stream Stools and Task Seating



For stools and task seating, please see page 79.

EXAMPLE STREAM ORDER CODE:

2075NPP	-	-	-IVC	-FG	-CHM	-RG	-	-	-
Model #	Back textile	Seat textile	Seat/back finish	Frame w/ glide or casters	Frame finish	Glide or caster type	Bullet glide color	Tablet	Tablet finish

STANDARD FEATURES

- Stream series multi-purpose product includes: four-legged models, sled base models, tablet models, stools and task seating.
- Units available with or without arms. Arms match selected seat/back finish.
- Bases are available in paint and plated finishes. See options column.
- Four-legged chairs are standard with non-marking nylon bullet glides (FG). Bullet glides can be specified in any plastic color (including a natural color). Bullet glides are not recommended for LVT flooring. Casters are available with upcharge.
- Sled chairs are available with Black or opaque non marking glides.
- Four-legged and sled models are stackable on dolly 2085. Please see stacking chart below for details.
- Upholstered models are equipped with a color coordinated shroud under the seat to help prevent frame imprints on the lower chair while stacked.
- Four-legged and sled chair styles are available as tablet models. Tablet and backpack rack models do not stack.
- Tablet arms are rugged and meet ANSI/BIFMA testing requirements. Tablet hinges up to allow ease of egress and slide forward + back to accommodate most users.
- Standard tablet (D8) size is 18"D x 14.5"W and is made of Black polymer. Tablets are attached at the left or right (as seated).
- Upholstery options: fabric, vinyl or leather. Vinyl and leather models may feature stitch detail across the seat and/or back cushions, if applicable.

OPTIONAL FEATURES

- Polypropylene seats and backs are available in 14 colors: Buzz Blue (BZB), Cactus (CCT), Carrot (CRO), Cloud (IVC), Dijon (DJN), Eggplant (EGP), Fog (FOG), Frost (FRO), Ink (INK), Latte (LAB), Night (BLK), Sand (SND), Scarlet (SAR) and Shadow (SHW). Please specify.
- Several glide options are available. Glides must be chosen to best suit flooring type and site conditions. For more information, please refer to the glide section (page 358).
- Four-legged chairs are optionally available with casters, please specify (FC). Add \$108.
- For carpet casters, please specify (DC). No additional upcharge.
- For hard surface flooring casters, please specify (RC). Add \$18.
- An optional 18.5"D x 18.5"W high pressure laminate writing tablet is available. The core is hardwood veneer plywood with a radiused edge and finished in clear lacquer. This writing tablet is offered in the following finishes: Black (BLK), Clear Maple (CMB), Designer White (DWT) and Noce Grigio (NGL). Please specify. Add \$68.

Please add option codes in the following order:

- Model number**
2075 Four-legged chair
2075BR Four-legged chair w/backpack rack
2075BS Bar stool
2075CS Counter stool
2076 Sled base chair
- Arm suffix (add to end of model #)
(A) Chair with arms.
(N) Chair without arms.
- Upholstery suffix (add to end of model #)
(PP) Plastic back, plastic seat.
(PU) Plastic back, upholstered seat.
(UU) Upholstered back, upholstered seat.
- Tablet suffix (add to end of model #)
(T) Ordering w/tablet surface (chair models only).
- Textile**
Specify textile code for back (UU models only). Specify textile code for seat (PU, UU models only).
- Seat/back finish** (no upcharge)
(BZB) Buzz Blue **(FRO)** Frost
(CCT) Cactus **(INK)** Ink
(CRO) Carrot **(LAB)** Latte
(IVC) Cloud **(BLK)** Night
(DJN) Dijon **(SND)** Sand
(EGP) Eggplant **(SAR)** Scarlet
(FOG) Fog **(SHW)** Shadow
- Frame with bullet glides or casters** (four-legged chair models only)
(FG) Glides.
(FC) Casters. Add \$108.
- Caster type** (if applicable)
(DC) C107 carpet.
(RC) C107R hard floor. Add \$18.
- Frame finish**
For leg frame finish options, please see page 379. Upcharges apply for plated finishes:
(CHM) Chrome. Add \$25 for armchairs. Add \$49 for stools.
(BCH) Brushed Chrome. Add \$138 for armchairs. Add \$212 for stools.
(SBR) Satin Brass. Add \$217 for armchairs. Add \$341 for stools.
(ACO) Antique Copper. Add \$217 for armchairs. Add \$341 for stools.
- Glide type** (four-legged chair models only)
(BG) Bullet glides for some hard floor/carpeted surfaces. Choose bullet glide color. (standard)
(FG) Glides w/felt pads are available for vinyl sheet, cork or laminate flooring, please specify. Add \$19.
(RG) Glides with rubber pads are available for vinyl, hardwood, laminate, stone or ceramic flooring, please specify. Add \$19.
(SG) Glides with stainless steel pads are available for carpet or rubber flooring, please specify. Add \$19.
- Bullet glide color** (four-legged chair models only)
(BZB) Buzz Blue **(INK)** Ink
(CCT) Cactus **(LAB)** Latte
(CRO) Carrot **(NAT)** Natural
(IVC) Cloud **(BLK)** Night
(DJN) Dijon **(SND)** Sand
(EGP) Eggplant **(SAR)** Scarlet
(FOG) Fog **(SHW)** Shadow
(FRO) Frost
- Sled chair glides type** (sled chair models only)
(GL) Black glides.
(NM) Opaque non-marking glides.
- Tablet**
(LT) Left
(RT) Right
- Tablet finish**
(D8) Black polymer. No upcharge.
(BLK) Black laminate. Add \$68.
(CMB) Clear Maple laminate. Add \$68.
(DWT) Designer White laminate. Add \$68.
(NGL) Noce Grigio laminate. Add \$68.

DESCRIPTION FEATURES MODEL# STANDARD TEXTILE GRADES



Armchair
COM: N/A
Unit weight: 13 LB | 5.9 KG
Carton weight: 16.25 LB | 7.37 KG
Carton volume: 26.75 FT³ | 0.75 MT³

Polypropylene seat & back.
Bullet glides or casters.
Stacks 5 high on floor.
Stacks 15 high on dolly.

List price

2075APP 415

OVERALL DIMENSIONS			SEAT DIMENSIONS			BACK DIMENSIONS	
W	D	H	W	D	H	W	H

IN 24	25	33.25	18	18	17	16	16.5
MM 610	635	845	457	457	432	406	419

RTA 00 4 per carton (pricing and specifications are for one seat unit)

	1	2	3	4	5	6	7	8	9	10	11	12
--	---	---	---	---	---	---	---	---	---	----	----	----

2075APU 587 611 631 655 693 728 763 794 832 868 917 986
Upholstered seat

2075AUA 706 730 751 774 811 847 883 913 951 988 1036 1105
Upholstered seat & back

OVERALL DIMENSIONS			SEAT DIMENSIONS			BACK DIMENSIONS	
W	D	H	W	D	H	W	H

IN 24	25	33.25	18	18	17.5	16	16
MM 610	635	845	457	457	445	406	406

RTA 00 4 per carton (pricing and specifications are for one seat unit)



2075APU



2075AUA

Armchair
COM: 0.75 YD | 0.69 M
Unit weight: 16 LB | 7.3 KG
Carton weight: 19.25 LB | 8.73 KG
Carton volume: 26.75 FT³ | 0.75 MT³

Bullet glides or casters.
Stacks 5 high on floor.
Stacks 10 high on dolly.

List price

2075NPP 355

OVERALL DIMENSIONS			SEAT DIMENSIONS			BACK DIMENSIONS	
W	D	H	W	D	H	W	H

IN 20.5	25	33.25	18	18	18	16	16.5
MM 521	635	845	457	457	457	406	419

RTA 00 4 per carton (pricing and specifications are for one seat unit)

	1	2	3	4	5	6	7	8	9	10	11	12
--	---	---	---	---	---	---	---	---	---	----	----	----

2075NPU 528 552 572 596 634 669 704 735 773 809 858 927
Upholstered seat

2075NUU 647 671 692 715 752 788 824 854 892 929 977 1046
Upholstered seat & back

OVERALL DIMENSIONS			SEAT DIMENSIONS			BACK DIMENSIONS	
W	D	H	W	D	H	W	H

IN 20.5	25	33.25	18	18	17.5	16	16
MM 521	635	845	457	457	445	406	406

RTA 00 4 per carton (pricing and specifications are for one seat unit)



2075NPU



2075NUU

Armchair
COM: 0.75 YD | 0.69 M
Unit weight: 12 LB | 5.5 KG
Carton weight: 15.25 LB | 6.92 KG
Carton volume: 19.25 FT³ | 0.54 MT³

Bullet glides or casters.
Stacks 5 high on floor.
Stacks 10 high on dolly.

List price

2075APPT 677

OVERALL DIMENSIONS			SEAT DIMENSIONS			BACK DIMENSIONS	
W	D	H	W	D	H	W	H






IN 26.5	27.25	33.25	18	18	17	16	16.5
MM 673	692	845	457	457	432	406	419

RTA 00 1 per carton



Armchair w/Tablet
COM: N/A
Unit weight: 19 LB | 8.6 KG
Carton weight: 28 LB | 12.7 KG
Carton volume: 17.5 FT³ | 0.49 MT³

Polypropylene seat & back.
Bullet glides or casters.
Does not stack.

DESCRIPTION	FEATURES	MODEL#	STANDARD TEXTILE GRADES																																								
			1	2	3	4	5	6	7	8	9	10	11	12																													
 <p>2075APUT</p> <p>Armchair w/Tablet COM: 0.75 YD 0.69 M Unit weight: 24 LB 10.9 KG Carton weight: 33 LB 14.97 KG Carton volume: 17.5 FT³ 0.49 MT³</p>	<p>Bullet glides or casters. Does not stack.</p>	<p>2075AUUT</p>	<p>2075APUT 801 825 845 869 907 942 977 1008 1046 1082 1131 1200 Upholstered seat</p> <p>2075AUUT 920 944 965 988 1025 1061 1097 1127 1165 1202 1250 1319 Upholstered seat & back</p>																																								
			<p>OVERALL DIMENSIONS</p> <table border="1"> <thead> <tr> <th>W</th> <th>D</th> <th>H</th> <th colspan="3">SEAT DIMENSIONS</th> <th colspan="2">BACK DIMENSIONS</th> </tr> <tr> <th>W</th> <th>D</th> <th>H</th> <th>W</th> <th>D</th> <th>H</th> <th>W</th> <th>H</th> </tr> </thead> <tbody> <tr> <td>IN 26.5</td> <td>27.25</td> <td>33.25</td> <td>18</td> <td>18</td> <td>17.5</td> <td>16</td> <td>16</td> </tr> <tr> <td>MM 673</td> <td>692</td> <td>845</td> <td>457</td> <td>457</td> <td>445</td> <td>406</td> <td>406</td> </tr> </tbody> </table>			W	D	H	SEAT DIMENSIONS			BACK DIMENSIONS		W	D	H	W	D	H	W	H	IN 26.5	27.25	33.25	18	18	17.5	16	16	MM 673	692	845	457	457	445	406	406						
W	D	H	SEAT DIMENSIONS			BACK DIMENSIONS																																					
W	D	H	W	D	H	W	H																																				
IN 26.5	27.25	33.25	18	18	17.5	16	16																																				
MM 673	692	845	457	457	445	406	406																																				
<p>RTA 00 1 per carton</p>																																											
 <p>2075NPPT</p> <p>Armless Chair w/Tablet COM: N/A Unit weight: 19 LB 8.6 KG Carton weight: 28 LB 12.7 KG Carton volume: 17.5 FT³ 0.49 MT³</p>	<p>Polypropylene seat & back. Bullet glides or casters. Does not stack.</p>	<p>List price</p> <p>2075NPPT 617</p>																																									
		<p>OVERALL DIMENSIONS</p> <table border="1"> <thead> <tr> <th>W</th> <th>D</th> <th>H</th> <th colspan="3">SEAT DIMENSIONS</th> <th colspan="2">BACK DIMENSIONS</th> </tr> <tr> <th>W</th> <th>D</th> <th>H</th> <th>W</th> <th>D</th> <th>H</th> <th>W</th> <th>H</th> </tr> </thead> <tbody> <tr> <td>IN 25</td> <td>27.25</td> <td>33.25</td> <td>18</td> <td>18</td> <td>17</td> <td>16</td> <td>16.5</td> </tr> <tr> <td>MM 635</td> <td>692</td> <td>845</td> <td>457</td> <td>457</td> <td>432</td> <td>406</td> <td>419</td> </tr> </tbody> </table>												W	D	H	SEAT DIMENSIONS			BACK DIMENSIONS		W	D	H	W	D	H	W	H	IN 25	27.25	33.25	18	18	17	16	16.5	MM 635	692	845	457	457	432
W	D	H	SEAT DIMENSIONS			BACK DIMENSIONS																																					
W	D	H	W	D	H	W	H																																				
IN 25	27.25	33.25	18	18	17	16	16.5																																				
MM 635	692	845	457	457	432	406	419																																				
<p>RTA 00 1 per carton</p>																																											
 <p>2075NPUT</p> <p>Armless Chair w/Tablet COM: 0.75 YD 0.69 M Unit weight: 22 LB 10 KG Carton weight: 29 LB 13.15 KG Carton volume: 14.75 FT³ 0.41 MT³</p>	<p>Bullet glides or casters. Does not stack.</p>	<p>2075NUUT</p>	<p>2075NPUT 741 765 785 809 847 882 917 948 986 1022 1071 1140 Upholstered seat</p> <p>2075NUUT 860 884 905 928 965 1001 1036 1067 1105 1141 1190 1259 Upholstered seat & back</p>																																								
			<p>OVERALL DIMENSIONS</p> <table border="1"> <thead> <tr> <th>W</th> <th>D</th> <th>H</th> <th colspan="3">SEAT DIMENSIONS</th> <th colspan="2">BACK DIMENSIONS</th> </tr> <tr> <th>W</th> <th>D</th> <th>H</th> <th>W</th> <th>D</th> <th>H</th> <th>W</th> <th>H</th> </tr> </thead> <tbody> <tr> <td>IN 25</td> <td>27.25</td> <td>33.25</td> <td>18</td> <td>18</td> <td>17.5</td> <td>16</td> <td>16</td> </tr> <tr> <td>MM 635</td> <td>692</td> <td>845</td> <td>457</td> <td>457</td> <td>445</td> <td>406</td> <td>406</td> </tr> </tbody> </table>			W	D	H	SEAT DIMENSIONS			BACK DIMENSIONS		W	D	H	W	D	H	W	H	IN 25	27.25	33.25	18	18	17.5	16	16	MM 635	692	845	457	457	445	406	406						
W	D	H	SEAT DIMENSIONS			BACK DIMENSIONS																																					
W	D	H	W	D	H	W	H																																				
IN 25	27.25	33.25	18	18	17.5	16	16																																				
MM 635	692	845	457	457	445	406	406																																				
<p>RTA 00 1 per carton</p>																																											
 <p>2075BRAPP</p> <p>Armchair w/Backpack Rack COM: N/A Unit weight: 17 LB 7.7 KG Carton weight: 25.5 LB 11.57 KG Carton volume: 15.5 FT³ 0.43 MT³</p>	<p>Polypropylene seat & back. Bullet glides or casters. Does not stack.</p>	<p>List price</p> <p>2075BRAPP 551</p>																																									
		<p>OVERALL DIMENSIONS</p> <table border="1"> <thead> <tr> <th>W</th> <th>D</th> <th>H</th> <th colspan="3">SEAT DIMENSIONS</th> <th colspan="2">BACK DIMENSIONS</th> </tr> <tr> <th>W</th> <th>D</th> <th>H</th> <th>W</th> <th>D</th> <th>H</th> <th>W</th> <th>H</th> </tr> </thead> <tbody> <tr> <td>IN 24</td> <td>25</td> <td>33.25</td> <td>18</td> <td>18</td> <td>17</td> <td>16</td> <td>16.5</td> </tr> <tr> <td>MM 610</td> <td>635</td> <td>845</td> <td>457</td> <td>457</td> <td>432</td> <td>406</td> <td>419</td> </tr> </tbody> </table>												W	D	H	SEAT DIMENSIONS			BACK DIMENSIONS		W	D	H	W	D	H	W	H	IN 24	25	33.25	18	18	17	16	16.5	MM 610	635	845	457	457	432
W	D	H	SEAT DIMENSIONS			BACK DIMENSIONS																																					
W	D	H	W	D	H	W	H																																				
IN 24	25	33.25	18	18	17	16	16.5																																				
MM 610	635	845	457	457	432	406	419																																				
<p>RTA 00 1 per carton</p>																																											
 <p>2075BRAPU</p> <p>Armchair w/Backpack Rack COM: 0.75 YD 0.69 M Unit weight: 20 LB 9.1 KG Carton weight: 27 LB 12.25 KG Carton volume: 14 FT³ 0.39 MT³</p>	<p>Bullet glides or casters. Does not stack.</p>	<p>2075BRAUU</p>	<p>2075BRAPU 677 701 721 745 783 818 853 884 922 958 1007 1076 Upholstered seat</p> <p>2075BRAUU 795 819 840 863 900 936 971 1002 1040 1076 1125 1194 Upholstered seat & back</p>																																								
			<p>OVERALL DIMENSIONS</p> <table border="1"> <thead> <tr> <th>W</th> <th>D</th> <th>H</th> <th colspan="3">SEAT DIMENSIONS</th> <th colspan="2">BACK DIMENSIONS</th> </tr> <tr> <th>W</th> <th>D</th> <th>H</th> <th>W</th> <th>D</th> <th>H</th> <th>W</th> <th>H</th> </tr> </thead> <tbody> <tr> <td>IN 24</td> <td>25</td> <td>33.25</td> <td>18</td> <td>18</td> <td>17.5</td> <td>16</td> <td>16</td> </tr> <tr> <td>MM 610</td> <td>635</td> <td>845</td> <td>457</td> <td>457</td> <td>445</td> <td>406</td> <td>406</td> </tr> </tbody> </table>			W	D	H	SEAT DIMENSIONS			BACK DIMENSIONS		W	D	H	W	D	H	W	H	IN 24	25	33.25	18	18	17.5	16	16	MM 610	635	845	457	457	445	406	406						
W	D	H	SEAT DIMENSIONS			BACK DIMENSIONS																																					
W	D	H	W	D	H	W	H																																				
IN 24	25	33.25	18	18	17.5	16	16																																				
MM 610	635	845	457	457	445	406	406																																				
<p>RTA 00 1 per carton</p>																																											

DESCRIPTION FEATURES MODEL# STANDARD TEXTILE GRADES



Armless Chair w/Backpack Rack
 COM: N/A
 Unit weight: 13 LB | 5.9 KG
 Carton weight: 21 LB | 9.53 KG
 Carton volume: 14.25 FT³ | 0.4 MT³

Polypropylene seat & back.
 Bullet glides or casters.
 Does not stack.

List price											
2075BRNPP 492											
OVERALL DIMENSIONS			SEAT DIMENSIONS			BACK DIMENSIONS					
W	D	H	W	D	H	W	H				
IN 20.5	25	33.25	18	18	18	16	16.5				
MM 521	635	845	457	457	457	406	419				
RTA 00		1 per carton									



2075BRNPU



2075BRNUU

Armless Chair w/Backpack Rack
 COM: 0.75 YD | 0.69 M
 Unit weight: 16 LB | 7.3 KG
 Carton weight: 24 LB | 10.89 KG
 Carton volume: 14.25 FT³ | 0.4 MT³

Bullet glides or casters.
 Does not stack.

List price											
2075BRNPU 617											
Upholstered seat											
2075BRNUU 736											
Upholstered seat & back											
OVERALL DIMENSIONS			SEAT DIMENSIONS			BACK DIMENSIONS					
W	D	H	W	D	H	W	H				
IN 20.5	25	33.25	18	18	17.5	16	16				
MM 521	635	845	457	457	445	406	406				
RTA 00		1 per carton									



Armchair w/Backpack Rack and Tablet
 COM: N/A
 Unit weight: 23 LB | 10.5 KG
 Carton weight: 32 LB | 14.51 KG
 Carton volume: 17.5 FT³ | 0.49 MT³

Polypropylene seat & back.
 Bullet glides or casters.
 Does not stack.

List price											
2075BRAPPT 813											
OVERALL DIMENSIONS			SEAT DIMENSIONS			BACK DIMENSIONS					
W	D	H	W	D	H	W	H				
IN 26.5	27.25	33.25	18	18	17	16	16.5				
MM 673	692	845	457	457	432	406	419				
RTA 00		1 per carton									



2075BRAPUT



2075BRAUUT

Armchair w/Backpack Rack and Tablet
 COM: 0.75 YD | 0.69 M
 Unit weight: 28 LB | 12.7 KG
 Carton weight: 37 LB | 16.78 KG
 Carton volume: 17.5 FT³ | 0.49 MT³

Bullet glides or casters.
 Does not stack.

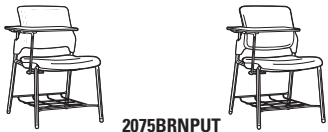




List price											
2075BRAPUT 937											
Upholstered seat											
2075BRAUUT 1056											
Upholstered seat & back											
OVERALL DIMENSIONS			SEAT DIMENSIONS			BACK DIMENSIONS					
W	D	H	W	D	H	W	H				
IN 26.5	27.25	33.25	18	18	17.5	16	16				
MM 673	692	845	457	457	445	406	406				
RTA 00		1 per carton									



Armless Chair w/Backpack Rack and Tablet
 COM: N/A
 Unit weight: 23 LB | 10.5 KG
 Carton weight: 32 LB | 14.51 KG
 Carton volume: 17.5 FT³ | 0.49 MT³

Polypropylene seat & back.
 Bullet glides or casters.
 Does not stack.

List price											
2075BRNPPT 754											
OVERALL DIMENSIONS			SEAT DIMENSIONS			BACK DIMENSIONS					
W	D	H	W	D	H	W	H				
IN 25	27.25	33.25	18	18	17	16	16.5				
MM 635	692	845	457	457	432	406	419				
RTA 00		1 per carton									

DESCRIPTION	FEATURES	MODEL#	STANDARD TEXTILE GRADES																																	
			1	2	3	4	5	6	7	8	9	10	11	12																						
 <p>2075BRNPUT 2075BRNUUT</p> <p>Armless Chair w/Backpack Rack and Tablet COM: 0.75 YD 0.69 M Unit weight: 26 LB 11.8 KG Carton weight: 35 LB 15.88 KG Carton volume: 17.5 FT³ 0.49 MT³</p>	Bullet glides or casters. Does not stack.	2075BRNPUT 878 902 922 946 984 1019 1054 1085 1123 1159 1208 1277 Upholstered seat	2075BRNUUT 997 1021 1042 1065 1102 1138 1174 1204 1242 1279 1327 1396 Upholstered seat & back																																	
		<table border="1"> <thead> <tr> <th rowspan="2"></th> <th colspan="3">OVERALL DIMENSIONS</th> <th colspan="3">SEAT DIMENSIONS</th> <th colspan="2">BACK DIMENSIONS</th> </tr> <tr> <th>W</th><th>D</th><th>H</th> <th>W</th><th>D</th><th>H</th> <th>W</th><th>H</th> </tr> </thead> <tbody> <tr> <td>IN</td> <td>25</td><td>27.25</td><td>33.25</td> <td>18</td><td>18</td><td>17.5</td> <td>16</td><td>16</td> </tr> <tr> <td>MM</td> <td>635</td><td>692</td><td>845</td> <td>457</td><td>457</td><td>445</td> <td>406</td><td>406</td> </tr> </tbody> </table> <p>RTA 00 1 per carton</p>		OVERALL DIMENSIONS			SEAT DIMENSIONS			BACK DIMENSIONS		W	D	H	W	D	H	W	H	IN	25	27.25	33.25	18	18	17.5	16	16	MM	635	692	845	457	457	445	406
	OVERALL DIMENSIONS			SEAT DIMENSIONS			BACK DIMENSIONS																													
	W	D	H	W	D	H	W	H																												
IN	25	27.25	33.25	18	18	17.5	16	16																												
MM	635	692	845	457	457	445	406	406																												
 <p>2075BSAPP 605</p> <p>Bar Stool w/Arms COM: N/A Unit weight: 21 LB 9.5 KG Carton weight: 25 LB 11.34 KG Carton volume: 21.5 FT³ 0.6 MT³</p>	Polypropylene seat & back. Stacks 5 high on floor.	List price																																		
		<table border="1"> <thead> <tr> <th rowspan="2"></th> <th colspan="3">OVERALL DIMENSIONS</th> <th colspan="3">SEAT DIMENSIONS</th> <th colspan="2">BACK DIMENSIONS</th> </tr> <tr> <th>W</th><th>D</th><th>H</th> <th>W</th><th>D</th><th>H</th> <th>W</th><th>H</th> </tr> </thead> <tbody> <tr> <td>IN</td> <td>24</td><td>24.75</td><td>45</td> <td>18</td><td>18</td><td>29</td> <td>16</td><td>16.5</td> </tr> <tr> <td>MM</td> <td>610</td><td>629</td><td>1143</td> <td>457</td><td>457</td><td>737</td> <td>406</td><td>419</td> </tr> </tbody> </table> <p>RTA 00 2 per carton (pricing and specifications are for one seat unit)</p>		OVERALL DIMENSIONS			SEAT DIMENSIONS			BACK DIMENSIONS		W	D	H	W	D	H	W	H	IN	24	24.75	45	18	18	29	16	16.5	MM	610	629	1143	457	457	737	406
	OVERALL DIMENSIONS			SEAT DIMENSIONS			BACK DIMENSIONS																													
	W	D	H	W	D	H	W	H																												
IN	24	24.75	45	18	18	29	16	16.5																												
MM	610	629	1143	457	457	737	406	419																												
 <p>2075BSAPU 2075BSAAU</p> <p>Bar Stool w/Arms COM: 0.75 YD 0.69 M Unit weight: 24 LB 10.9 KG Carton weight: 28 LB 12.7 KG Carton volume: 21.5 FT³ 0.6 MT³</p>	Stacks 5 high on floor.	2075BSAPU 777 801 821 845 883 918 953 984 1022 1058 1107 1176 Upholstered seat	2075BSAAU 895 919 939 963 1001 1036 1071 1102 1140 1176 1225 1294 Upholstered seat & back																																	
		<table border="1"> <thead> <tr> <th rowspan="2"></th> <th colspan="3">OVERALL DIMENSIONS</th> <th colspan="3">SEAT DIMENSIONS</th> <th colspan="2">BACK DIMENSIONS</th> </tr> <tr> <th>W</th><th>D</th><th>H</th> <th>W</th><th>D</th><th>H</th> <th>W</th><th>H</th> </tr> </thead> <tbody> <tr> <td>IN</td> <td>24</td><td>24.75</td><td>45</td> <td>18</td><td>18</td><td>29.5</td> <td>16</td><td>16</td> </tr> <tr> <td>MM</td> <td>610</td><td>629</td><td>1143</td> <td>457</td><td>457</td><td>749</td> <td>406</td><td>406</td> </tr> </tbody> </table> <p>RTA 00 2 per carton (pricing and specifications are for one seat unit)</p>		OVERALL DIMENSIONS			SEAT DIMENSIONS			BACK DIMENSIONS		W	D	H	W	D	H	W	H	IN	24	24.75	45	18	18	29.5	16	16	MM	610	629	1143	457	457	749	406
	OVERALL DIMENSIONS			SEAT DIMENSIONS			BACK DIMENSIONS																													
	W	D	H	W	D	H	W	H																												
IN	24	24.75	45	18	18	29.5	16	16																												
MM	610	629	1143	457	457	749	406	406																												
 <p>2075BSNPP 546</p> <p>Armless Bar Stool COM: N/A Unit weight: 17 LB 7.7 KG Carton weight: 21 LB 9.53 KG Carton volume: 17.75 FT³ 0.5 MT³</p>	Polypropylene seat & back. Stacks 5 high on floor.	List price																																		
		<table border="1"> <thead> <tr> <th rowspan="2"></th> <th colspan="3">OVERALL DIMENSIONS</th> <th colspan="3">SEAT DIMENSIONS</th> <th colspan="2">BACK DIMENSIONS</th> </tr> <tr> <th>W</th><th>D</th><th>H</th> <th>W</th><th>D</th><th>H</th> <th>W</th><th>H</th> </tr> </thead> <tbody> <tr> <td>IN</td> <td>22</td><td>24.75</td><td>45</td> <td>18</td><td>18</td><td>29</td> <td>16</td><td>16.5</td> </tr> <tr> <td>MM</td> <td>559</td><td>629</td><td>1143</td> <td>457</td><td>457</td><td>737</td> <td>406</td><td>419</td> </tr> </tbody> </table> <p>RTA 00 2 per carton (pricing and specifications are for one seat unit)</p>		OVERALL DIMENSIONS			SEAT DIMENSIONS			BACK DIMENSIONS		W	D	H	W	D	H	W	H	IN	22	24.75	45	18	18	29	16	16.5	MM	559	629	1143	457	457	737	406
	OVERALL DIMENSIONS			SEAT DIMENSIONS			BACK DIMENSIONS																													
	W	D	H	W	D	H	W	H																												
IN	22	24.75	45	18	18	29	16	16.5																												
MM	559	629	1143	457	457	737	406	419																												
 <p>2075BSNPU 2075BSNUU</p> <p>Armless Bar Stool COM: 0.75 YD 0.69 M Unit weight: 20 LB 9.1 KG Carton weight: 24 LB 10.89 KG Carton volume: 17.75 FT³ 0.5 MT³</p>	Stacks 5 high on floor.	2075BSNPU 717 741 761 785 823 858 893 924 962 998 1047 1116 Upholstered seat	2075BSNUU 836 860 880 904 942 977 1012 1043 1081 1117 1166 1235 Upholstered seat & back																																	
		<table border="1"> <thead> <tr> <th rowspan="2"></th> <th colspan="3">OVERALL DIMENSIONS</th> <th colspan="3">SEAT DIMENSIONS</th> <th colspan="2">BACK DIMENSIONS</th> </tr> <tr> <th>W</th><th>D</th><th>H</th> <th>W</th><th>D</th><th>H</th> <th>W</th><th>H</th> </tr> </thead> <tbody> <tr> <td>IN</td> <td>22</td><td>24.75</td><td>45</td> <td>18</td><td>18</td><td>29.5</td> <td>16</td><td>16</td> </tr> <tr> <td>MM</td> <td>559</td><td>629</td><td>1143</td> <td>457</td><td>457</td><td>749</td> <td>406</td><td>406</td> </tr> </tbody> </table> <p>RTA 00 2 per carton (pricing and specifications are for one seat unit)</p>		OVERALL DIMENSIONS			SEAT DIMENSIONS			BACK DIMENSIONS		W	D	H	W	D	H	W	H	IN	22	24.75	45	18	18	29.5	16	16	MM	559	629	1143	457	457	749	406
	OVERALL DIMENSIONS			SEAT DIMENSIONS			BACK DIMENSIONS																													
	W	D	H	W	D	H	W	H																												
IN	22	24.75	45	18	18	29.5	16	16																												
MM	559	629	1143	457	457	749	406	406																												

DESCRIPTION	FEATURES	MODEL#	STANDARD TEXTILE GRADES
-------------	----------	--------	-------------------------



Counter Stool w/Arms
 COM: N/A
 Unit weight: 20 LB | 9.1 KG
 Carton weight: 24 LB | 10.89 KG
 Carton volume: 21.5 FT³ | 0.6 MT³

Polypropylene seat & back.
 Stacks 5 high on floor.

List price											
2075CSAPP 546											
OVERALL DIMENSIONS			SEAT DIMENSIONS			BACK DIMENSIONS					
W	D	H	W	D	H	W	H				
IN 24	24.75	40	18	18	24	16	16.5				
MM 610	629	1016	457	457	610	406	419				
RTA 00 2 per carton (pricing and specifications are for one seat unit)											



2075CSAPU



2075CSAAU

Counter Stool w/Arms
 COM: 0.75 YD | 0.69 M
 Unit weight: 23 LB | 10.5 KG
 Carton weight: 27 LB | 12.25 KG
 Carton volume: 21.5 FT³ | 0.6 MT³

Stacks 5 high on floor.

	1	2	3	4	5	6	7	8	9	10	11	12
2075CSAPU	717	741	761	785	823	858	893	924	962	998	1047	1116
Upholstered seat												
2075CSAAU	836	860	880	904	942	977	1012	1043	1081	1117	1166	1235
Upholstered seat & back												
OVERALL DIMENSIONS			SEAT DIMENSIONS			BACK DIMENSIONS						
W	D	H	W	D	H	W	H					
IN 24	24.75	40	18	18	24.5	16	16					
MM 610	629	1016	457	457	622	406	406					
RTA 00 2 per carton (pricing and specifications are for one seat unit)												



Armless Counter Stool
 COM: N/A
 Unit weight: 16 LB | 7.3 KG
 Carton weight: 20 LB | 9.07 KG
 Carton volume: 19 FT³ | 0.53 MT³

Polypropylene seat & back.
 Stacks 5 high on floor.

List price											
2075CSNPP 486											
OVERALL DIMENSIONS			SEAT DIMENSIONS			BACK DIMENSIONS					
W	D	H	W	D	H	W	H				
IN 22	24.75	40	18	18	24	16	16.5				
MM 559	629	1016	457	457	610	406	419				
RTA 00 2 per carton (pricing and specifications are for one seat unit)											



2075CSNPU



2075CSNUU

Armless Counter Stool
 COM: 0.75 YD | 0.69 M
 Unit weight: 19 LB | 8.6 KG
 Carton weight: 23 LB | 10.43 KG
 Carton volume: 19 FT³ | 0.53 MT³

Stacks 5 high on floor.







	1	2	3	4	5	6	7	8	9	10	11	12
2075CSNPU	658	682	702	726	764	799	834	865	903	939	988	1057
Upholstered seat												
2075CSNUU	777	801	821	845	883	918	953	984	1022	1058	1107	1176
Upholstered seat & back												
OVERALL DIMENSIONS			SEAT DIMENSIONS			BACK DIMENSIONS						
W	D	H	W	D	H	W	H					
IN 22	24.75	40	18	18	24.5	16	16					
MM 559	629	1016	457	457	622	406	406					
RTA 00 2 per carton (pricing and specifications are for one seat unit)												



Armchair w/Sled Base
 COM: N/A
 Unit weight: 14 LB | 6.4 KG
 Carton weight: 17.25 LB | 7.82 KG
 Carton volume: 26.75 FT³ | 0.75 MT³

Polypropylene seat & back.
 Stacks 5 high on floor.
 Stacks 15 high on dolly.

List price											
2076APP 498											
OVERALL DIMENSIONS			SEAT DIMENSIONS			BACK DIMENSIONS					
W	D	H	W	D	H	W	H				
IN 24	25	33.25	18	18	17	16	16.5				
MM 610	635	845	457	457	432	406	419				
RTA 00 4 per carton (pricing and specifications are for one seat unit)											

DESCRIPTION	FEATURES	MODEL#	STANDARD TEXTILE GRADES											
			1	2	3	4	5	6	7	8	9	10	11	12
 <p>2076APU</p> <p>Armchair w/Sled Base COM: 0.75 YD 0.69 M Unit weight: 17 LB 7.7 KG Carton weight: 20.25 LB 9.19 KG Carton volume: 26.75 FT³ 0.75 MT³</p>	 <p>2076AUU</p> <p>Stacks 5 high on floor. Stacks 10 high on dolly.</p>	2076APU	670	694	714	738	776	811	846	877	915	951	1000	1069
		Upholstered seat												
		2076AUU	789	813	833	857	895	930	965	996	1034	1070	1119	1188
Upholstered seat & back														
 <p>2076NPP</p> <p>Armless Chair w/Sled Base COM: N/A Unit weight: 10 LB 4.5 KG Carton weight: 13.25 LB 6.01 KG Carton volume: 19.25 FT³ 0.54 MT³</p>	<p>Polypropylene seat & back. Stacks 5 high on floor. Stacks 15 high on dolly.</p>	List price												
		2076NPP	439											
OVERALL DIMENSIONS														
W			D			H			W			H		
IN	24	25	33.25	18	18	17.5	16	16						
MM	610	635	845	457	457	445	406	406						
RTA 00														
4 per carton (pricing and specifications are for one seat unit)														
 <p>2076NPU</p> <p>Armless Chair w/Sled Base COM: 0.75 YD 0.69 M Unit weight: 13 LB 5.9 KG Carton weight: 16.25 LB 7.37 KG Carton volume: 19.25 FT³ 0.54 MT³</p>	<p>Stacks 5 high on floor. Stacks 10 high on dolly.</p>	2076NPU	611	635	655	679	717	752	787	818	856	892	941	1010
		Upholstered seat												
		2076NUU	729	753	773	797	835	870	905	936	974	1010	1059	1128
Upholstered seat & back														
 <p>2076APPT</p> <p>Armchair w/Sled Base and Tablet COM: N/A Unit weight: 20 LB 9.1 KG Carton weight: 27 LB 12.25 KG Carton volume: 14.75 FT³ 0.41 MT³</p>	<p>Polypropylene seat & back. Does not stack.</p>	List price												
		2076APPT	759											
OVERALL DIMENSIONS														
W			D			H			W			H		
IN	26.5	27.25	33.25	18	18	17	16	16.5						
MM	673	692	845	457	457	432	406	419						
RTA 00														
1 per carton														
 <p>2076APUT</p> <p>Armchair w/Sled Base and Tablet COM: 0.75 YD 0.69 M Unit weight: 25 LB 11.4 KG Carton weight: 32 LB 14.51 KG Carton volume: 14.75 FT³ 0.41 MT³</p>	<p>Does not stack.</p>	2076APUT	884	908	928	952	990	1025	1060	1091	1129	1165	1214	1283
		Upholstered seat												
		2076AUUT	1003	1027	1048	1071	1108	1144	1180	1210	1248	1285	1333	1402
Upholstered seat & back														
OVERALL DIMENSIONS														
W			D			H			W			H		
IN	26.5	27.25	33.25	18	18	17.5	16	16						
MM	673	692	845	457	457	445	406	406						
RTA 00														
1 per carton														

TWILIGHT

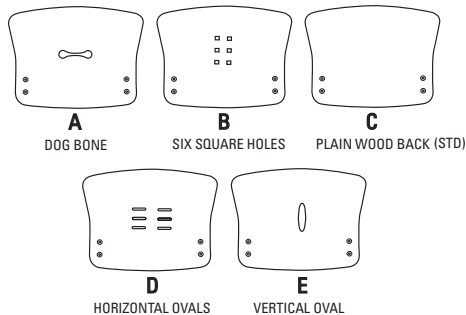


model 2194WS (TBL)



model 2198C (TTU)

Twilight Back Cut-Outs. Available in wood back only.











STANDARD FEATURES







- Twilight series armchairs and bar stools feature a flared back design.
- Chairs can stack 5 high on floor and 8 high on dolly 2125WS. Stools do not stack.
- Comet series tables and connecting brackets are compatible with Twilight models.
- Frame is welded and gusseted 1" round tubular steel. Legs flare out to the rear to provide additional stability.
- Arm and armless models can be joined together using ganging clamp model 2180.
- Chairs are "wall safe". Rear legs hit the baseboard first leaving clearance between the back of the chair and the wall, saving both the chair and the wall from damage.
- Dual wheel carpet casters (C1) are standard on models with casters.
- Upholstery options: fabric or vinyl only. Vinyl models may feature stitch detail across the seat and/or back cushions, if applicable.
- Models featuring wood veneer backs can incorporate a custom logo. Please contact Customer Service for further details.
- For quantities of 50 or more pieces the following cut-outs can be added to the wood back of Twilight chairs, see left. Add \$76.
- Frames are available in textured Sandtex finishes: Black (TBL) or Tungsten (TTU). No upcharge.
- Chrome frame available, please specify (CHM). Add \$37.
- A selection of glide options is available. Glides must be chosen to best suit flooring type and site conditions. For more information, please refer to the glide section (page 358).
- Glides with felt pads (FG) are available for vinyl sheet, cork or laminate flooring, please specify. Add \$43.
- Glides with rubber pads (RG) are available for vinyl, hardwood, laminate, stone or ceramic flooring, please specify. Add \$43.
- For hard surface floors, please specify opaque non-marking glide (NM). No upcharge.



OPTIONAL FEATURES

- Models featuring a wood veneer back are available in Absolute (AAM), Black (BKM), Cherry (ACM), Espresso Cafe (ECM), English Oak (EOM), Fruitwood (TFM), Gray (HGM), Honey (AHM), Mahogany (TMM), Maple (AVM), Medium Walnut (MWM), Night (ASM), Noce Biondo (NBM), Noce Grigio (NGM), Noce Leggero (NEM), Noce Medio (NMM), Shaker Cherry (SKM), Walnut (TWM), WC Cream (WTM), White (WHM) and Winter Cherry (WCM). Please specify. Genuine maple faced veneers are used.
- Steel cushioned glides (B) are available on all models, please specify. Add \$17.
- For hard surface flooring casters, please specify (C9R). Add \$17.

DESCRIPTION	FEATURES	MODEL #	STANDARD TEXTILE GRADES														
			1	2	3	4	5	6	7	8	9	10	11	12			
 <p>Armchair Upholstered Back COM: 1.25 YD 1.14 M Unit weight: 19 LB 8.6 KG Carton weight: 22.5 LB 10.21 KG Carton volume: 15.5 FT³ 0.43 MT³</p>	<p>Stacks 5 high on floor. Stacks 8 high on dolly.</p> <p>Ergonomic features: M, N</p>	<p>2194WS Wall saver</p>	388	428	462	501	564	623	682	733	797	857	938	1053			
			<p>OVERALL DIMENSIONS</p> <p>W D H</p>			<p>SEAT DIMENSIONS</p> <p>W D H</p>			<p>BACK DIMENSIONS</p> <p>W H</p>								
			IN	23.5	23.5	35	18	16	18	18.5	16	MM	597	597	889	457	406
 <p>Armchair w/Casters Upholstered Back COM: 1.25 YD 1.14 M Unit weight: 19 LB 8.6 KG Carton weight: 24 LB 10.89 KG Carton volume: 15.5 FT³ 0.43 MT³</p>	<p>Does not stack.</p> <p>Ergonomic features: M, N</p>	<p>2194C</p>	457	497	531	570	633	692	751	802	866	926	1007	1122			
			<p>OVERALL DIMENSIONS</p> <p>W D H</p>			<p>SEAT DIMENSIONS</p> <p>W D H</p>			<p>BACK DIMENSIONS</p> <p>W H</p>								
			IN	23.5	22	35	18	16	18	18.5	16	MM	597	559	889	457	406
 <p>Armless Chair Upholstered Back COM: 1.25 YD 1.14 M Unit weight: 16 LB 7.3 KG Carton weight: 20.25 LB 9.19 KG Carton volume: 16 FT³ 0.45 MT³</p>	<p>Stacks 5 high on floor. Stacks 8 high on dolly.</p> <p>Ergonomic features: M, N</p>	<p>2195WS Wall saver</p>	325	365	399	438	501	560	619	670	734	794	875	990			
			<p>OVERALL DIMENSIONS</p> <p>W D H</p>			<p>SEAT DIMENSIONS</p> <p>W D H</p>			<p>BACK DIMENSIONS</p> <p>W H</p>								
			IN	20	23.5	35	18	16	18	18.5	16	MM	508	597	889	457	406

DESCRIPTION	FEATURES	MODEL#	STANDARD TEXTILE GRADES												
			1	2	3	4	5	6	7	8	9	10	11	12	
 <p>Armless Chair w/Casters Upholstered Back COM: 1.25 YD 1.14 M Unit weight: 16 LB 7.3 KG Carton weight: 21 LB 9.53 KG Carton volume: 15.5 FT³ 0.43 MT³</p>	Does not stack. Ergonomic features: M, N	2195C	397	437	471	510	573	632	691	742	806	866	947	1062	
		OVERALL DIMENSIONS			SEAT DIMENSIONS			BACK DIMENSIONS							
		W	D	H	W	D	H	W	H						
		IN 20	22	35	18	16	18	18.5	16						
		MM 508	559	889	457	406	457	470	406						
		RTA 00	2 per carton (pricing and specifications are for one chair)												
 <p>Armchair Wood Veneer Back COM: 0.75 YD 0.69 M Unit weight: 18 LB 8.2 KG Carton weight: 22.5 LB 10.21 KG Carton volume: 15.5 FT³ 0.43 MT³</p>	Stacks 5 high on floor. Stacks 8 high on dolly. Ergonomic features: M, N	2198WS Wall saver	402	426	446	470	508	543	578	609	647	683	732	801	
		OVERALL DIMENSIONS			SEAT DIMENSIONS			BACK DIMENSIONS							
		W	D	H	W	D	H	W	H						
		IN 23.5	23.5	35	18	16	18	18.5	16						
		MM 597	597	889	457	406	457	470	406						
		RTA 00	2 per carton (pricing and specifications are for one chair)												
 <p>Armchair w/Casters Wood Veneer Back COM: 0.75 YD 0.69 M Unit weight: 18 LB 8.2 KG Carton weight: 23 LB 10.43 KG Carton volume: 15.5 FT³ 0.43 MT³</p>	Does not stack. Ergonomic features: M, N	2198C	474	498	518	542	580	615	650	681	719	755	804	873	
		OVERALL DIMENSIONS			SEAT DIMENSIONS			BACK DIMENSIONS							
		W	D	H	W	D	H	W	H						
		IN 23.5	22	35	18	16	18	18.5	16						
		MM 597	559	889	457	406	457	470	406						
		RTA 00	2 per carton (pricing and specifications are for one chair)												
 <p>Armless Chair Wood Veneer Back COM: 0.75 YD 0.69 M Unit weight: 16 LB 7.3 KG Carton weight: 20.25 LB 9.19 KG Carton volume: 15.5 FT³ 0.45 MT³</p>	Stacks 5 high on floor. Stacks 8 high on dolly. Ergonomic features: M, N	2199WS Wall saver	343	367	387	411	449	484	519	550	588	624	673	742	
		OVERALL DIMENSIONS			SEAT DIMENSIONS			BACK DIMENSIONS							
		W	D	H	W	D	H	W	H						
		IN 20	23.5	35	18	16	18	18.5	16						
		MM 508	597	889	457	406	457	470	406						
		RTA 00	2 per carton (pricing and specifications are for one chair)												
 <p>Armless Chair w/Casters Wood Veneer Back COM: 0.75 YD 0.69 M Unit weight: 16 LB 7.3 KG Carton weight: 21 LB 9.53 KG Carton volume: 15.5 FT³ 0.43 MT³</p>	Does not stack. Ergonomic features: M, N	2199C	415	439	459	483	521	556	591	622	660	696	745	814	
		OVERALL DIMENSIONS			SEAT DIMENSIONS			BACK DIMENSIONS							
		W	D	H	W	D	H	W	H						
		IN 20	22	35	18	16	18	18.5	16						
		MM 508	559	889	457	406	457	470	406						
		RTA 00	2 per carton (pricing and specifications are for one chair)												

DESCRIPTION	FEATURES	MODEL#	STANDARD TEXTILE GRADES												
			1	2	3	4	5	6	7	8	9	10	11	12	
 <p>Bar Stool w/Arms Wood Veneer Back COM: 0.75 YD 0.69 M Unit weight: 22 LB 10 KG Carton weight: 30 LB 13.61 KG Carton volume: 17.5 FT³ 0.49 MT³</p>	Does not stack. Ergonomic features: M, N	2188	551	575	595	619	657	692	727	758	796	832	881	950	
			OVERALL DIMENSIONS			SEAT DIMENSIONS			BACK DIMENSIONS						
			W	D	H	W	D	H	W	H					
			IN 23 MM 584	22 559	45 1143	18 457	16 406	29 737	18.5 470	16 406					
			RTA 00	1 per carton											
 <p>Armless Bar Stool Wood Veneer Back COM: 0.75 YD 0.69 M Unit weight: 20 LB 9.1 KG Carton weight: 28 LB 12.7 KG Carton volume: 17.5 FT³ 0.49 MT³</p>	Does not stack. Ergonomic features: M, N	2189	488	512	532	556	594	629	664	695	733	769	818	887	
			OVERALL DIMENSIONS			SEAT DIMENSIONS			BACK DIMENSIONS						
			W	D	H	W	D	H	W	H					
			IN 20 MM 508	22 559	45 1143	18 457	16 406	29 737	18.5 470	16 406					
			RTA 00	1 per carton											
 <p>Bar Stool w/Arms Upholstered Back COM: 1.25 YD 1.14 M Unit weight: 23 LB 10.5 KG Carton weight: 31 LB 14.06 KG Carton volume: 17.5 FT³ 0.49 MT³</p>	Does not stack. Ergonomic features: M, N	2196	531	571	605	644	707	766	825	876	940	1000	1081	1196	
			OVERALL DIMENSIONS			SEAT DIMENSIONS			BACK DIMENSIONS						
			W	D	H	W	D	H	W	H					
			IN 23 MM 584	22 559	45 1143	18 457	16 406	29 737	18.5 470	16 406					
			RTA 00	1 per carton											
 <p>Armless Bar Stool Upholstered Back COM: 1.25 YD 1.14 M Unit weight: 17 LB 7.7 KG Carton weight: 25 LB 11.34 KG Carton volume: 17.5 FT³ 0.49 MT³</p>	Does not stack. Ergonomic features: M, N	2197	473	513	547	586	649	708	767	818	882	942	1023	1138	
			OVERALL DIMENSIONS			SEAT DIMENSIONS			BACK DIMENSIONS						
			W	D	H	W	D	H	W	H					
			IN 20 MM 508	22 559	45 1143	18 457	16 406	29 737	18.5 470	16 406					
			RTA 00	1 per carton											
 <p>Snap On Ganging Brackets - Set of 2 COM: N/A Unit weight: 0.09 LB 0.04 KG Carton weight: 0.2 LB 0.09 KG Carton volume: 1 FT³ 0.02 MT³</p>		2180	List price												
			15												
			OVERALL DIMENSIONS			SEAT DIMENSIONS			BACK DIMENSIONS						
			IN 0.87 MM 22	7.75 197	1.5 38	-	-	-	-	-					
			RTA 00		Pricing is for the set, specifications are for one bracket										

DESCRIPTION	FEATURES	MODEL#	STANDARD TEXTILE GRADES							
 <p>Dolly COM: N/A Unit weight: 13 LB 5.9 KG Carton weight: 16 LB 7.26 KG Carton volume: 3.8 FT³ 0.1 MT³</p>			List price							
		2125WS	290							
				OVERALL DIMENSIONS W D H			SEAT DIMENSIONS W D H			BACK DIMENSIONS W H
			IN 23.25	24.75	12.25	-	-	-	-	-
			MM 591	629	311	-	-	-	-	-
			RTA 1		1 per carton					

VION



model 6325 (BLK-CHM)

VION FINISHES - GUEST SEATING				
Back Frame	SPECIFY CODE	Frame	SPECIFY CODE	Arm Options
Black	BLK	Black Shadow Fog Tungsten Chrome	TBL	Fiberglass reinforced nylon - Black
Shadow	SHW Add \$68		TSH	
Fog	FOG Add \$68		TFO TTU	
CHM - Add \$26				
Beam seating frames available in Black only				

Vion Task Chairs




For Vion task chairs, please see page 103.






STANDARD FEATURES






- Vion is a comprehensive seating series offering a family of models to address multiple applications: task, management, conference, guest, heavy duty 24/7 and stools.
- Series offers models with either a mesh or upholstered back.
- Vion guest chairs offer a wall saver frame design, which is constructed from 7/8" diameter steel tubing.
- Vion guest chairs can stack 4 high on the floor.
- Guest chairs are offered with arms or armless, with or without casters.
- Arm design is gently curved and made from strong fiberglass reinforced nylon.
- Guest chairs are standard with Black frame and durable polypropylene glides.
- Dual wheel carpet casters (C82) are standard on guest models with casters.
- Low back armless task pedestal base models have a basic -6 swivel mechanism and are ideal for training spaces.
- Task seating standard with five prong, injection molded, fiberglass reinforced nylon Governor base (B7) with dual wheel carpet casters (C1).
- Mesh back models are available in ten standard Vion Mesh colors: Aqua (MS75), Black (MS69), Black Cherry (MS76), Blue (MS72), Dust (MS77), Ivory (MS78), Natural (MS74), Paprika (MS79), Rope (MS73) and Stone (MS71).
- Upholstered back models feature Black textile (Jenny JN02) on the back side as standard.
- Upholstery options: fabric, vinyl or leather. Vinyl and leather models may feature stitch detail across the seat and/or back cushions, if applicable.
- Vion beam seating consists of upper seat units (6340-6343) including mounting brackets and all hardware necessary for attachment to beam.
- For all beam components, tables and a complete list of available upper seat units, see Beam Seating series.






OPTIONAL FEATURES






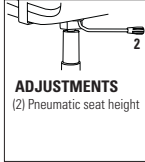
- Vion back frames, arms and bases are available in three colors: Black, Shadow and Fog. See Vion finishes chart for options and upcharges. Armcasts are always Black.
- Mesh back models are also available in ten Dimension Mesh colors: Berry (DBE), Black (DBK), Chalk (DCL), Charcoal (DCH), Citrus (DCT), Cobalt (DCO), Fog (DST), Pool Blue (DPB), Sand (DSD), Shadow (DGM). Add \$25.
- Upholstered back models offer a matching outer (MO) upholstery option. Due to the additional material needed, these models are listed separately and are priced differently than the standard upholstered back models.
- Seat available in memory foam, please specify (MF). Add \$106.
- For hard surface flooring casters for five prong base models, please specify (C9R). Add \$21.
- A selection of glide options is available. Glides must be chosen to best suit flooring type and site conditions. For more information, please refer to the glide section (page 358).
- Glides with felt pads (FG) are available for vinyl sheet, cork or laminate flooring, please specify. Add \$43.
- Glides with rubber pads (RG) are available for vinyl, hardwood, laminate, stone or ceramic flooring, please specify. Add \$43.
- Opaque off-white non-marking glides for hard surface flooring are optional for guest chairs, please specify (NMF). No upcharge.
- Steel cushioned self-leveling glides (B) are available on guest chairs (adds 0.5" to seat height), please specify. Add \$17.
- Tablet arms are extremely rugged, suitable for armed forces and student use. Tablet hinges up to allow ease of egress. Tablet slides forward and back to accommodate any body size comfortably. Tablet models do not stack.
- Standard tablet (D8) size is 18"D x 14.5"W and is made of Black polymer. Tablets are attached at the left or right (as seated) Tablet arms are not available on stools.
- An optional 18.5"D x 18.5"W high pressure laminate writing tablet is available. The core is hardwood veneer plywood with a radiused edge and finished in clear lacquer. This writing tablet is offered in the following finishes: Black (BLK), Clear Maple (CMB), Designer White (DWT) and Noce Grigio (NGL). Please specify. Add \$68.
- Dolly available for stacking guest chairs up to 8 high. Specify model 2125WS, \$290 list price.


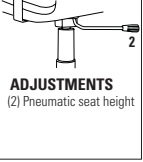

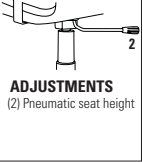

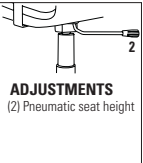
DESCRIPTION	FEATURES	MODEL #	STANDARD TEXTILE GRADES												
			1	2	3	4	5	6	7	8	9	10	11	12	
 <p>mesh back</p> <p>Side Chair - Armless COM: 1 YD 0.91 M Unit weight: 17 LB 7.7 KGG Carton weight: 24 LB 10.89 KG Carton volume: 11.75 FT³ 0.33 MT³</p>	<p>Stacks 4 high on floor. Stacks 8 high on dolly.</p> <p>Ergonomic features: M, N</p>	6324	554	586	613	644	695	742	789	830	881	929	994	1086	
		OVERALL DIMENSIONS			SEAT DIMENSIONS			BACK DIMENSIONS							
			IN	20	24	34.5	19	18	18.75	19	16.5				
			MM	508	610	876	483	457	476	483	419				
				RTA 00		1 per carton									

DESCRIPTION	FEATURES	MODEL #	STANDARD TEXTILE GRADES											
			1	2	3	4	5	6	7	8	9	10	11	12
 <p>mesh back</p> <p>Side Chair - Armless w/Casters COM: 1 YD 0.91 M Unit weight: 17 LB 7.7 KG Carton weight: 24 LB 10.89 KG Carton volume: 11.75 FT³ 0.33 MT³</p>	Does not stack.	6324C	646	678	705	736	787	834	881	922	973	1021	1086	1178
			OVERALL DIMENSIONS			SEAT DIMENSIONS			BACK DIMENSIONS					
			W	D	H	W	D	H	W	H				
			IN 20	24	34.5	19	18	18.75	19	16.5				
			MM 508	610	876	483	457	476	483	419				
		RTA 00	1 per carton											
 <p>mesh back</p> <p>Side Chair COM: 1 YD 0.91 M Unit weight: 19 LB 8.6 KG Carton weight: 26 LB 11.79 KG Carton volume: 13.75 FT³ 0.38 MT³</p>	Stacks 4 high on floor.	6325	601	633	660	691	742	789	836	877	928	976	1041	1133
			OVERALL DIMENSIONS			SEAT DIMENSIONS			BACK DIMENSIONS					
			W	D	H	W	D	H	W	H				
			IN 25.5	24	34.5	19	18	18.75	19	16.5				
			MM 648	610	876	483	457	476	483	419				
		RTA 00	1 per carton											
 <p>mesh back</p> <p>Side Chair w/Casters COM: 1 YD 0.91 M Unit weight: 19 LB 8.6 KG Carton weight: 26 LB 11.79 KG Carton volume: 13.75 FT³ 0.38 MT³</p>	Does not stack.	6325C	691	723	750	781	832	879	926	967	1018	1066	1131	1223
			OVERALL DIMENSIONS			SEAT DIMENSIONS			BACK DIMENSIONS					
			W	D	H	W	D	H	W	H				
			IN 25.5	24	34.5	19	18	18.75	19	16.5				
			MM 648	610	876	483	457	476	483	419				
		RTA 00	1 per carton											
 <p>upholstered back</p> <p>Armless Side Chair COM: 1.25 YD 1.14 M Unit weight: 18 LB 8.2 KG Carton weight: 25 LB 11.34 KG Carton volume: 11.75 FT³ 0.33 MT³</p>	Stacks 4 high on floor. Stacks 8 high on dolly.	6334 6334MO	554	594	628	667	730	789	848	899	963	1023	1104	1219
			OVERALL DIMENSIONS			SEAT DIMENSIONS			BACK DIMENSIONS					
			W	D	H	W	D	H	W	H				
			IN 20	24	34.5	19	18	18.75	19	16.5				
			MM 508	610	876	483	457	476	483	419				
		RTA 00	1 per carton											
 <p>upholstered back</p> <p>Armless Side Chair w/Casters COM: 1.25 YD 1.14 M Unit weight: 18 LB 8.2 KG Carton weight: 25 LB 11.34 KG Carton volume: 11.75 FT³ 0.33 MT³</p>	Does not stack.	6334C 6334CMO	646	686	720	759	822	881	940	991	1055	1115	1196	1311
			OVERALL DIMENSIONS			SEAT DIMENSIONS			BACK DIMENSIONS					
			W	D	H	W	D	H	W	H				
			IN 20	24	34.5	19	18	18.75	19	16.5				
			MM 508	610	876	483	457	476	483	419				
		RTA 00	1 per carton											

DESCRIPTION	FEATURES	MODEL #	STANDARD TEXTILE GRADES														
			1	2	3	4	5	6	7	8	9	10	11	12			
 <p>upholstered back</p> <p>Side Chair COM: 1.25 YD 1.14 M Unit weight: 20 LB 9.1 KG Carton weight: 27 LB 12.25 KG Carton volume: 13.75 FT³ 0.38 MT³</p>	<p>Stacks 4 high on floor. Stacks 8 high on dolly.</p> <p>Ergonomic features: M, N</p>	<p>6335 6335MO</p>	601	641	675	714	777	836	895	946	1010	1070	1151	1266			
			658	722	776	838	940	1034	1128	1210	1312	1408	1538	1722			
			OVERALL DIMENSIONS			SEAT DIMENSIONS			BACK DIMENSIONS								
			W	D	H	W	D	H	W	H							
IN 25.5	24	34.5	19	18	18.75	19	16.5										
MM 648	610	876	483	457	476	483	419										
			RTA 00			1 per carton											
 <p>upholstered back</p> <p>Side Chair w/Casters COM: 1.25 YD 1.14 M Unit weight: 20 LB 9.1 KG Carton weight: 27 LB 12.25 KG Carton volume: 13.75 FT³ 0.38 MT³</p>	<p>Does not stack.</p> <p>Ergonomic features: M, N</p>	<p>6335C 6335CMO</p>	691	731	765	804	867	926	985	1036	1100	1160	1241	1356			
			750	814	868	930	1032	1126	1220	1302	1404	1500	1630	1814			
			OVERALL DIMENSIONS			SEAT DIMENSIONS			BACK DIMENSIONS								
			W	D	H	W	D	H	W	H							
IN 25.5	24	34.5	19	18	18.75	19	16.5										
MM 648	610	876	483	457	476	483	419										
			RTA 00			1 per carton											
 <p>Armless Seat Unit COM: 1 YD 0.91 M Unit weight: 20 LB 9.1 KG Carton weight: 26 LB 11.79 KG Carton volume: 7.25 FT³ 0.2 MT³</p>	<p>Upholstered seat/mesh back.</p> <p>Use with beam.</p>	<p>6340</p>	655	687	714	745	796	843	890	931	982	1030	1095	1187			
			OVERALL DIMENSIONS			SEAT DIMENSIONS			BACK DIMENSIONS								
			W	D	H	W	D	H	W	H							
			IN 21	23.5	20.5	17.5	18	-	19	17							
MM 533	597	521	445	457	-	483	432										
			RTA 00			1 per carton											
 <p>Armless Seat Unit COM: 1 YD 0.91 M Unit weight: 20 LB 9.1 KG Carton weight: 26 LB 11.79 KG Carton volume: 7.25 FT³ 0.2 MT³</p>	<p>Upholstered seat & back.</p> <p>Use with beam.</p>	<p>6341</p>	655	687	714	745	796	843	890	931	982	1030	1095	1187			
			OVERALL DIMENSIONS			SEAT DIMENSIONS			BACK DIMENSIONS								
			W	D	H	W	D	H	W	H							
			IN 21	23.5	20.5	17.5	18	-	19	17							
MM 533	597	521	445	457	-	483	432										
			RTA 00			1 per carton											
 <p>Seat Unit w/Arms COM: 1 YD 0.91 M Unit weight: 21 LB 9.5 KG Carton weight: 26 LB 11.79 KG Carton volume: 9.75 FT³ 0.27 MT³</p>	<p>Upholstered seat/mesh back.</p> <p>Use with beam.</p>	<p>6342</p>	699	731	758	789	840	887	934	975	1026	1074	1139	1231			
			OVERALL DIMENSIONS			SEAT DIMENSIONS			BACK DIMENSIONS								
			W	D	H	W	D	H	W	H							
			IN 25.5	23.5	20.5	17.5	18	-	19	17							
MM 648	597	521	445	457	-	483	432										
			RTA 00			1 per carton											

DESCRIPTION	FEATURES	MODEL #	STANDARD TEXTILE GRADES											
			1	2	3	4	5	6	7	8	9	10	11	12
 <p>Seat Unit w/Arms COM: 1 YD 0.91 M Unit weight: 22 LB 10 KG Carton weight: 27 LB 12.25 KG Carton volume: 9.75 FT³ 0.27 MT³</p>	Upholstered seat & back. Use with beam.	6343	699	731	758	789	840	887	934	975	1026	1074	1139	1231
			OVERALL DIMENSIONS			SEAT DIMENSIONS			BACK DIMENSIONS					
			W	D	H	W	D	H	W	H				
			IN 25.5 MM 648	23.5 597	20.5 521	17.5 445	18 457	- -	19 483	17 432				
			RTA 00		1 per carton									
 <p>LB Bar Stool w/Arms COM: 1 YD 0.91 M Unit weight: 26 LB 11.8 KG Carton weight: 35 LB 15.88 KG Carton volume: 20 FT³ 0.56 MT³</p>	Ergonomic features: M, N	6350	793	825	852	883	934	981	1028	1069	1120	1168	1233	1325
			OVERALL DIMENSIONS			SEAT DIMENSIONS			BACK DIMENSIONS					
			W	D	H	W	D	H	W	H				
			IN 25.5 MM 648	25 635	44.5 1130	19 483	17.5 445	28.5 724	18 457	16 406				
			RTA 00		1 per carton									
 <p>LB Bar Stool Armless COM: 1 YD 0.91 M Unit weight: 24 LB 10.9 KG Carton weight: 33 LB 14.97 KG Carton volume: 15.75 FT³ 0.44 MT³</p>	Ergonomic features: M, N	6351	747	779	806	837	888	935	982	1023	1074	1122	1187	1279
			OVERALL DIMENSIONS			SEAT DIMENSIONS			BACK DIMENSIONS					
			W	D	H	W	D	H	W	H				
			IN 21 MM 533	25 635	44.5 1130	19 483	17.5 445	28.5 724	18 457	16 406				
			RTA 00		1 per carton									
 <p>LB Counter Stool w/Arms COM: 1 YD 0.91 M Unit weight: 25 LB 11.4 KG Carton weight: 33 LB 14.97 KG Carton volume: 18.5 FT³ 0.52 MT³</p>	Ergonomic features: M, N	6352	793	825	852	883	934	981	1028	1069	1120	1168	1233	1325
			OVERALL DIMENSIONS			SEAT DIMENSIONS			BACK DIMENSIONS					
			W	D	H	W	D	H	W	H				
			IN 25.5 MM 648	24.5 622	40.5 1029	19 483	17.5 445	24.5 622	18 457	16 406				
			RTA 00		1 per carton									
 <p>LB Counter Stool Armless COM: 1 YD 0.91 M Unit weight: 23 LB 10.5 KG Carton weight: 31 LB 14.06 KG Carton volume: 14.5 FT³ 0.41 MT³</p>	Ergonomic features: M, N	6353	747	779	806	837	888	935	982	1023	1074	1122	1187	1279
			OVERALL DIMENSIONS			SEAT DIMENSIONS			BACK DIMENSIONS					
			W	D	H	W	D	H	W	H				
			IN 21 MM 533	24.5 622	40.5 1029	19 483	17.5 445	24.5 622	18 457	16 406				
			RTA 00		1 per carton									

DESCRIPTION	FEATURES	MODEL #	STANDARD TEXTILE GRADES												
			1	2	3	4	5	6	7	8	9	10	11	12	
 <p>upholstered back</p> <p>LB Bar Stool w/Arms COM: 1.25 YD 1.14 M Unit weight: 26 LB 11.8 KG Carton weight: 35 LB 15.88 KG Carton volume: 20 FT³ 0.56 MT³</p>	<p>Ergonomic features: M, N</p>	<p>6360 6360MO</p>	793	833	867	906	969	1028	1087	1138	1202	1262	1343	1458	
			852	916	970	1032	1134	1228	1322	1404	1506	1602	1732	1916	
			OVERALL DIMENSIONS			SEAT DIMENSIONS			BACK DIMENSIONS						
			W	D	H	W	D	H	W	D	H				
			IN 25.5	25	44.5	19	17.5	28.5	18	16					
			MM 648	635	1130	483	445	724	457	406					
			RTA 00	1 per carton											
 <p>upholstered back</p> <p>LB Bar Stool Armless COM: 1.25 YD 1.14 M Unit weight: 24 LB 10.9 KG Carton weight: 33 LB 14.97 KG Carton volume: 15.75 FT³ 0.44 MT³</p>	<p>Ergonomic features: M, N</p>	<p>6361 6361MO</p>	747	787	821	860	923	982	1041	1092	1156	1216	1297	1412	
			806	870	924	986	1088	1182	1276	1358	1460	1556	1686	1870	
			OVERALL DIMENSIONS			SEAT DIMENSIONS			BACK DIMENSIONS						
			W	D	H	W	D	H	W	D	H				
			IN 21	25	44.5	19	17.5	28.5	18	16					
			MM 533	635	1130	483	445	724	457	406					
			RTA 00	1 per carton											
 <p>Upholstered LB Counter Stool w/Arms COM: 1.25 YD 1.14 M Unit weight: 25 LB 11.4 KG Carton weight: 33 LB 14.97 KG Carton volume: 18.5 FT³ 0.52 MT³</p>	<p>Ergonomic features: M, N</p>	<p>6362 6362MO</p>	793	833	867	906	969	1028	1087	1138	1202	1262	1343	1458	
			852	916	970	1032	1134	1228	1322	1404	1506	1602	1732	1916	
			OVERALL DIMENSIONS			SEAT DIMENSIONS			BACK DIMENSIONS						
			W	D	H	W	D	H	W	D	H				
			IN 25.5	24.5	40.5	19	17.5	24.5	18	16					
			MM 648	622	1029	483	445	622	457	406					
			RTA 00	1 per carton											
 <p>Upholstered LB Counter Stool Armless COM: 1.25 YD 1.14 M Unit weight: 23 LB 10.5 KG Carton weight: 31 LB 14.06 KG Carton volume: 14.5 FT³ 0.41 MT³</p>	<p>Ergonomic features: M, N</p>	<p>6363 6363MO</p>	747	787	821	860	923	982	1041	1092	1156	1216	1297	1412	
			806	870	924	986	1088	1182	1276	1358	1460	1556	1686	1870	
			OVERALL DIMENSIONS			SEAT DIMENSIONS			BACK DIMENSIONS						
			W	D	H	W	D	H	W	D	H				
			IN 21	24.5	40.5	19	17.5	24.5	18	16					
			MM 533	622	1029	483	445	622	457	406					
			RTA 00	1 per carton											
 <p>mesh back</p> <p>LB Armless Task Pedestal Base COM: 1 YD 0.91 M Unit weight: 26 LB 11.8 KG Carton weight: 28 LB 12.7 KG Carton volume: 11.75 FT³ 0.33 MT³</p>	 <p>ADJUSTMENTS (2) Pneumatic seat height</p>	<p>Ergonomic features: M, N</p> <p>Lumbar support (LS) not available.</p>	<p>6364-6PB</p>	991	1023	1050	1081	1132	1179	1226	1267	1318	1366	1431	1523
							OVERALL DIMENSIONS			SEAT DIMENSIONS			BACK DIMENSIONS		
			W	D	H	W	D	H	W	D	H				
			IN 19.5	24.5	35.5	19	18	17.5-19.5	19	17					
			MM 495	622	902	483	457	445-495	483	432					
			RTA 00	1 per carton											

DESCRIPTION	FEATURES	MODEL #	STANDARD TEXTILE GRADES													
			1	2	3	4	5	6	7	8	9	10	11	12		
 <p>mesh back</p> <p>LB Armless Task w/Tablet Pedestal Base COM: 1 YD 0.91 M Unit weight: 37 LB 16.8 KG Carton weight: 47 LB 21.32 KG Carton volume: 11.75 FT³ 0.33 MT³</p>	 <p>ADJUSTMENTS (2) Pneumatic seat height</p> <p>Ergonomic features: M, N</p> <p>Lumbar support (LS) not available. Specify (L) left or (R) right tablet. (Example: 6364-6LPB or 6364-6RPB).</p>	6364-6PB	1257	1289	1316	1347	1398	1445	1492	1533	1584	1632	1697	1789		
		OVERALL DIMENSIONS			SEAT DIMENSIONS			BACK DIMENSIONS								
		W	D	H	W	D	H	W	H							
		IN 23.5 MM 597	29 737	35.5 902	19 483	18 457	17.5-19.5 445-495	19 483	17 432							
			RTA 00	1 per carton												
 <p>upholstered back</p> <p>LB Armless Task Pedestal Base COM: 1.25 YD 1.14 M Unit weight: 27 LB 12.3 KG Carton weight: 36 LB 16.33 KG Carton volume: 11.75 FT³ 0.33 MT³</p>	 <p>ADJUSTMENTS (2) Pneumatic seat height</p> <p>Ergonomic features: M, N</p> <p>Lumbar support (LS) not available.</p>	6374-6PB	991	1031	1064	1104	1168	1226	1285	1336	1400	1460	1541	1656		
		OVERALL DIMENSIONS			SEAT DIMENSIONS			BACK DIMENSIONS								
		W	D	H	W	D	H	W	H							
		IN 19.5 MM 495	24.5 622	35.5 902	19 483	18 457	17.5-19.5 445-495	19 483	17 432							
			RTA 00	1 per carton												
 <p>upholstered back</p> <p>LB Armless Task w/Tablet Pedestal Base COM: 1.25 YD 1.14 M Unit weight: 36 LB 16.4 KG Carton weight: 44 LB 19.96 KG Carton volume: 11.75 FT³ 0.33 MT³</p>	 <p>ADJUSTMENTS (2) Pneumatic seat height</p> <p>Ergonomic features: M, N</p> <p>Lumbar support (LS) not available. Specify (L) left or (R) right tablet. (Example: 6374-6LPB or 6374-6RPB).</p>	6374-6PB	1257	1297	1330	1370	1434	1492	1551	1602	1666	1726	1807	1922		
		OVERALL DIMENSIONS			SEAT DIMENSIONS			BACK DIMENSIONS								
		W	D	H	W	D	H	W	H							
		IN 23.5 MM 597	29 737	35.5 902	19 483	18 457	17.5-19.5 445-495	19 483	17 432							
			RTA 00	1 per carton												

ZOMA



model 6656





model 6657

STANDARD FEATURES





















- Design sensitive guest seating featuring wide, flat, flared arms and elliptical tubular construction.
- The back of the chair is heavily compound curved to provide comfort and support in multiple seating positions.
- No visible back attachment hardware. The outer back is upholstered in the same material selection as the rest of the chair.
- Stacks up to 4 high on the floor or on 2125WS dolly.
- Arms are wide and full length, made from strong Black fiberglass reinforced nylon. They offer support to help stabilize the user as they sit in or exit chairs.
- The rugged frame is made from welded elliptical (oval) steel tubing 1.5" wide.
- Zoma is equipped with a polypropylene seat shroud that helps stabilize chairs when stacked and avoid frame imprints on upholstered seats.
- Standard glide is a durable Black polypropylene oval glide.
- Upholstery options: fabric, vinyl or leather. Vinyl and leather models may feature stitch detail across the seat and/or back cushions, if applicable.

OPTIONAL FEATURES

- Frame is available in Black (TBL), Shadow (TSH) or Tungsten (TTU), please specify.
- A Chrome frame is optionally available, please specify (CHM). Add \$26.
- A durable polypropylene outer back shroud is available in Black, please specify (PSB). No upcharge.
- For hard surface floors, please specify opaque non-marking glides (NM). No upcharge.

DESCRIPTION	FEATURES	MODEL #	STANDARD TEXTILE GRADES													
			1	2	3	4	5	6	7	8	9	10	11	12		
 <p>Armchair COM: 1.25 YD 1.14 M Unit weight: 22 LB 10 KG Carton weight: 30.5 LB 13.83 KG Carton volume: 15.5 FT³ 0.43 MT³</p>	Stacks 4 high on floor or dolly. Ergonomic features: M, N	6656	454	494	528	567	630	689	748	799	863	923	1004	1119		
		OVERALL DIMENSIONS			SEAT DIMENSIONS			BACK DIMENSIONS								
		W	D	H	W	D	H	W	H							
		IN 26.5 MM 673	24 610	32.5 826	20 508	19 483	17 432	18 457	15 381							
			RTA 00	1 per carton												
 <p>Armless Side Chair COM: 1.25 YD 1.14 M Unit weight: 20 LB 9.1 KG Carton weight: 26 LB 11.79 KG Carton volume: 13.75 FT³ 0.38 MT³</p>	Stacks 4 high on floor or dolly. Ergonomic features: M, N	6657	424	464	498	537	600	659	718	769	833	893	974	1089		
		OVERALL DIMENSIONS			SEAT DIMENSIONS			BACK DIMENSIONS								
		W	D	H	W	D	H	W	H							
		IN 22.5 MM 572	24 610	32.5 826	20 508	19 483	17 432	18 457	15 381							
			RTA 00	1 per carton												
			List price													
		2125WS	290													
 <p>Dolly COM: N/A Unit weight: 13 LB 5.9 KG Carton weight: 16 LB 7.26 KG Carton volume: 3.8 FT³ 0.1 MT³</p>		OVERALL DIMENSIONS			SEAT DIMENSIONS			BACK DIMENSIONS								
		W	D	H	W	D	H	W	H							
		IN 23.25 MM 591	24.75 629	12.25 311	-	-	-	-	-							
					RTA 1		1 per carton									

lounge

	Ballara.....	225		Jeo.....	270		River+.....	294
	Braden.....	236		Kate.....	273		Sirena.....	317
	Calidon.....	240		Lux.....	274		Venture.....	320
	Camino.....	241		ML.....	276		Vitrola.....	323
	Citi.....	246		ML Park.....	278		Wind.....	325
	Citi Square.....	250		Prairie.....	279		Wind Linear.....	329
	Drift.....	259		River.....	280			

BALLARA



model 9751



model 9751NA & 9757L



Quilted seat option
4x4 Square grid pattern
See optional features
for more details.



model 9752NA Two Seat Sofa, 9755 Corner Table, 9751NA Lounge Chair, 9757L Left Tablet

STANDARD FEATURES

- Ballara is a modular series that includes seating, storage, power, tables and tablets.
- It can fulfill many space planning scenarios including corner, in-line, open concept, as well as traditional receptions.
- Furniture pieces, seating or tables can be used as standalone items or linked together with ganging brackets to create infinite configurations.
- Four high back (banquette) models available in two different heights (42" or 48") and two seat options (two-seat or three-seat armless sofas).
- Banquettes are available as table back models (TB) which are equipped with an 8" laminate back table shelf.
- Tablets can be mounted outside or between seats to accommodate various work/collaborative settings. Tablets have a 14" round surface and a 2-point locking mechanism for easy handling and stability.
- Fixed cushions are accented by a metal base and frame. Frames are standard in Black.
- Table frames and tablet metal components are standard in Black. Tables feature durable and matching 3mm edges.
- Ganging brackets and power units are standard in Black.
- Power units include one power outlet and two USB ports and can be mounted under any seat or table. Wire management is included.
- Upholstery options: fabric, vinyl or leather. Vinyl and leather models may feature stitch detail across the seat and/or back cushions, if applicable.
- All models are standard with Black polypropylene foot glides.

OPTIONAL FEATURES

- Quilted seat (**Q**) is available. Backless stools, add \$131 each. Single seat models, add \$131. Two seater sofa, add \$263. Three seater sofa, add \$395.
- All chair frames, table frames, tablet metal components, ganging brackets and metal brackets are available in paint and plated finishes. Please see page 379 for options. Chrome (**CHM**) or Brushed Chrome (**BCH**) are available with an upcharge. Add \$174 for counter height/bar height stools. Add \$174 for single seat lounge chairs and bench. Add \$231 for two seat sofas and bench. Add \$275 for three seat sofas and bench. Add \$174 for tables. Add \$231 for 2-seat length tables. Add \$85 for tablets. Add \$15 for ganging brackets. Add \$9 for metal brackets on floating tables (BCH finish only).
- Corner tables, storage tables, floating tables and tablets are offered in the following laminate finishes: Absolute Acajou (ACJ), Asian Night (ASN), Avant Cherry (AWC), Avant Honey (AWH), Black (BLK), Blizzard (BZD), Brushed Cobalt (BRC), Clear Maple (CMB), Custom Grey (CGY), Dark Espresso (DES), Designer White (DWT), Fashionista (FAS), First Class (FCL), Noce Biondo (NBL), Noce Grigio (NGL), Noce Leggero (NEL), Noce Medio (NML), Quartered Mahogany (QTM), Sheer Beauty (SBY), Stonedust (SDT), Storm Grey (SOG), Walnut Heights (WHE), White Chocolate (WHC) and Winter Cherry (WCR).

SAMPLE LAYOUTS

Layout A



Qty	Model Number	Description	Dimensions	List Price
1	9751L	Lounge Chair - Left Arm	28.5 x 31 x 30	1500
1	9751R	Lounge Chair - Right Arm	28.5 x 31 x 30	1500
1	9755	Corner Table	27.25 x 27.25 x 12.5	584
2	9759	Ganging Bracket	1 x 0.75 x 10	19 x 2

SAMPLE LAYOUT TOTAL IN STANDARD BLACK FRAME 3622
SAMPLE LAYOUT TOTAL IN OPTIONAL FRAME FINISHES 4174

Layout B



Qty	Model Number	Description	Dimensions	List Price
1	9751L	Lounge Chair - Left Arm	28.5 x 31 x 30	1500
1	9751R	Lounge Chair - Right Arm	28.5 x 31 x 30	1500
1	9755	Corner Table	27.25 x 27.25 x 12.5	584
2	9759	Ganging Bracket	1 x 0.75 x 10	19 x 2






SAMPLE LAYOUT TOTAL IN STANDARD BLACK FRAME 3622
SAMPLE LAYOUT TOTAL IN OPTIONAL FRAME FINISHES 4174






Layout C



Qty	Model Number	Description	Dimensions	List Price
1	9751L	Lounge Chair - Left Arm	28.5 x 31 x 30	1500
1	9751R	Lounge Chair - Right Arm	28.5 x 31 x 30	1500
1	9751NA	Lounge Chair - No Arms	26.5 x 31 x 30	1229
2	9755	Corner Table	27.25 x 27.25 x 12.5	584 x 2
4	9759	Ganging Bracket	1 x 0.75 x 10	19 x 4


SAMPLE LAYOUT TOTAL IN STANDARD BLACK FRAME 5473
SAMPLE LAYOUT TOTAL IN OPTIONAL FRAME FINISHES 6403

DESCRIPTION	FEATURES	MODEL #	STANDARD TEXTILE GRADES			
Layout D 	Qty	Model Number	Description	Dimensions	List Price	
	1	9751L	Lounge Chair - Left Arm	28.5 x 31 x 30	1500	
	1	9751R	Lounge Chair - Right Arm	28.5 x 31 x 30	1500	
	1	9751NA	Lounge Chair - Armless	26.5 x 31 x 30	1229	
	2	9755	Corner Table	27.25 x 27.25 x 12.5	584 x 2	
	1	9757L	Left Tablet	14 x 17.25 x 14	460	
	1	9758R	Right Tablet	14 x 17.25 x 14	460	
	4	9759	Ganging Bracket	1 x 0.75 x 10	19 x 4	
	SAMPLE LAYOUT TOTAL IN STANDARD BLACK FRAME					6393
	SAMPLE LAYOUT TOTAL IN OPTIONAL FRAME FINISHES					7493
Layout E 	Qty	Model Number	Description	Dimensions	List Price	
	1	9752L-OB	Two Seat Sofa Open Back - Left Arm	54 x 31 x 30	2459	
	1	9752NA	Two Seat Sofa - Armless	52 x 31 x 30	2248	
	1	9754	Storage Table	27.25 x 27.25 x 16.5	953	
	1	9755	Corner Table	27.25 x 27.25 x 12.5	584	
	1	9758R	Right Tablet	14 x 17.25 x 14	460	
	2	9759	Ganging Bracket	1 x 0.75 x 10	19 x 2	
	SAMPLE LAYOUT TOTAL IN STANDARD BLACK FRAME					6742
	SAMPLE LAYOUT TOTAL IN OPTIONAL FRAME FINISHES					7667
	Layout F 	Qty	Model Number	Description	Dimensions	List Price
1		9753NA-OB	Three Seat Sofa Open Back - Armless	80.5 x 31 x 30	3208	
1		9751L	Lounge Chair - Left Arm	28.5 x 31 x 30	1500	
1		9755	Corner Table	27.25 x 27.25 x 12.5	584	
1		9757L	Left Tablet	14 x 17.25 x 14	460	
1		9758R	Right Tablet	14 x 17.25 x 14	460	
2		9759	Ganging Bracket	1 x 0.75 x 10	19 x 2	
SAMPLE LAYOUT TOTAL IN STANDARD BLACK FRAME					6250	
SAMPLE LAYOUT TOTAL IN OPTIONAL FRAME FINISHES					7073	
Layout G 		Qty	Model Number	Description	Dimensions	List Price
	1	9753NA-OB	Three Seat Sofa Open Back - Armless	80.5 x 31 x 30	3208	
	1	9751	Lounge Chair	30.5 x 31 x 30	1771	
	1	9755	Corner Table	27.25 x 27.25 x 12.5	584	
	1	9757L	Left Tablet	14 x 17.25 x 14	460	
	1	9759	Ganging Bracket	1 x 0.75 x 10	19	
	SAMPLE LAYOUT TOTAL IN STANDARD BLACK FRAME					6061
	SAMPLE LAYOUT TOTAL IN OPTIONAL FRAME FINISHES					6799
	Layout H 	Qty	Model Number	Description	Dimensions	List Price
		1	9751L	Lounge Chair - Left Arm	28.5 x 31 x 30	1500
1		9751R	Lounge Chair - Right Arm	28.5 x 31 x 30	1500	
1		9751NA	Lounge Chair - No Arms	26.5 x 31 x 30	1229	
2		9755	Corner Table	27.25 x 27.25 x 12.5	584 x 2	
4		9759	Ganging Bracket	1 x 0.75 x 10	19 x 4	
SAMPLE LAYOUT TOTAL IN STANDARD BLACK FRAME					5473	
SAMPLE LAYOUT TOTAL IN OPTIONAL FRAME FINISHES					6403	

DESCRIPTION	FEATURES	MODEL #	STANDARD TEXTILE GRADES		
Layout I 	Qty	Model Number	Description	Dimensions	List Price
	1	9753NA-OB	Three Seat Sofa Open Back - Armless	80.5 x 31 x 30	3208
	1	9752NA	Two Seat Sofa - Armless	52 x 31 x 30	2248
	2	9754	Storage Table	27.25 x 27.25 x 16.5	953 x 2
	1	9755	Corner Table	27.25 x 27.25 x 12.5	584
	1	9757L	Left Tablet	14 x 17.25 x 14	460
	1	9758R	Right Tablet	14 x 17.25 x 14	460
	2	9759	Ganging Bracket	1 x 0.75 x 10	19 x 2
SAMPLE LAYOUT TOTAL IN STANDARD BLACK FRAME					8904
SAMPLE LAYOUT TOTAL IN OPTIONAL FRAME FINISHES					10132
Layout J 	Qty	Model Number	Description	Dimensions	List Price
	1	9753NA-OB	Three Seat Sofa Open Back - Armless	80.5 x 31 x 30	3208
	1	9751L	Lounge Chair - Left Arm	28.5 x 31 x 30	1500
	1	9751R	Lounge Chair - Right Arm	28.5 x 31 x 30	1500
	2	9754	Storage Table	27.25 x 27.25 x 16.5	953 x 2
	1	9755	Corner Table	27.25 x 27.25 x 12.5	584
	1	9757L	Left Tablet	14 x 17.25 x 14	460
	1	9758R	Right Tablet	14 x 17.25 x 14	460
2	9759	Ganging Bracket	1 x 0.75 x 10	19 x 2	
SAMPLE LAYOUT TOTAL IN STANDARD BLACK FRAME					9656
SAMPLE LAYOUT TOTAL IN OPTIONAL FRAME FINISHES					11001
Layout K 	Qty	Model Number	Description	Dimensions	List Price
	2	9753NA-OB	Three Seat Sofa Open Back - Armless	80.5 x 31 x 30	3208 x 2
	2	9755	Corner Table	27.25 x 27.25 x 12.5	584 x 2
					2
					19 x 2
SAMPLE LAYOUT TOTAL IN STANDARD BLACK FRAME					7622
SAMPLE LAYOUT TOTAL IN OPTIONAL FRAME FINISHES					8550
Layout L 	Qty	Model Number	Description	Dimensions	List Price
	1	9752NA	Two Seat Sofa - Armless	52 x 31 x 30	2248
	1	9751L	Lounge Chair - Left Arm	28.5 x 31 x 30	1500
	1	9751R	Lounge Chair - Right Arm	28.5 x 31 x 30	1500
	2	9755	Corner Table	27.25 x 27.25 x 12.5	584 x 2
	4	9759	Ganging Bracket	1 x 0.75 x 10	19 x 4
SAMPLE LAYOUT TOTAL IN STANDARD BLACK FRAME					6492
SAMPLE LAYOUT TOTAL IN OPTIONAL FRAME FINISHES					7479
Layout M 	Qty	Model Number	Description	Dimensions	List Price
	1	9753NA-OB	Three Seat Sofa Open Back - Armless	80.5 x 31 x 30	3208
	1	9752L-OB	Two Seat Sofa Open Back - Left Arm	54 x 31 x 30	2459
	1	9752NA	Two Seat Sofa - Armless	52 x 31 x 30	2248
	2	9755	Corner Table	27.25 x 27.25 x 12.5	584 x 2
	1	9754	Storage Table	27.25 x 27.25 x 16.5	953
	1	9758R	Right Tablet	14 x 17.25 x 14	460
	4	9759	Ganging Bracket	1 x 0.75 x 10	19 x 4
SAMPLE LAYOUT TOTAL IN STANDARD BLACK FRAME					10572
SAMPLE LAYOUT TOTAL IN OPTIONAL FRAME FINISHES					11976

DESCRIPTION	FEATURES	MODEL #	STANDARD TEXTILE GRADES
-------------	----------	---------	-------------------------


Layout N



Qty	Model Number	Description	Dimensions	List Price
1	9753NA-OB	Three Seat Sofa Open Back - Armless	80.5 x 31 x 30	3208
1	9751L	Lounge Chair - Left Arm	28.5 x 31 x 30	1500
1	9751R	Lounge Chair - Right Arm	28.5 x 31 x 30	1500
2	9755	Corner Table	27.25 x 27.25 x 12.5	584 x 2
4	9759	Ganging Bracket	1 x 0.75 x 10	19 x 4

SAMPLE LAYOUT TOTAL IN STANDARD BLACK FRAME 7452
SAMPLE LAYOUT TOTAL IN OPTIONAL FRAME FINISHES 8483


Layout O



Qty	Model Number	Description	Dimensions	List Price
1	9753NA-OB	Three Seat Sofa Open Back - Armless	80.5 x 31 x 30	3208
1	9752NA	Two Seat Sofa - Armless	52 x 31 x 30	2248
1	9751	Lounge Chair	30.5 x 31 x 30	1771
1	9754	Storage Table	27.25 x 27.25 x 16.5	953
2	9755	Corner Table	27.25 x 27.25 x 12.5	584 x 2
1	9757L	Left Tablet	14 x 17.25 x 14	460
3	9759	Ganging Bracket	1 x 0.75 x 10	19 x 3

SAMPLE LAYOUT TOTAL IN STANDARD BLACK FRAME 9865
SAMPLE LAYOUT TOTAL IN OPTIONAL FRAME FINISHES 11197

Layout P



Qty	Model Number	Description	Dimensions	List Price
1	9753NA-OB	Three Seat Sofa Open Back - Armless	80.5 x 31 x 30	3208
1	9752L-OB	Two Seat Sofa Open Back - Left Arm	54 x 31 x 30	2459
2	9754	Storage Table	27.25 x 27.25 x 16.5	953 x 2
1	9755	Corner Table	27.25 x 27.25 x 12.5	584
1	9758R	Right Tablet	14 x 17.25 x 14	460
2	9759	Ganging Bracket	1 x 0.75 x 10	19 x 2

SAMPLE LAYOUT TOTAL IN STANDARD BLACK FRAME 8655
SAMPLE LAYOUT TOTAL IN OPTIONAL FRAME FINISHES 9798

	1	2	3	4	5	6	7	8	9	10	11	12
9751	1771	1907	2022	2154	2370	2570	2770	2944	3161	3365	3641	4032



Lounge Chair
 COM: 4.25 YD | 3.89 M
 Unit weight: 61 LB | 27.7 KG
 Carton weight: 71 LB | 32.21 KG
 Carton volume: 21.5 FT³ | 0.6 MT³

	OVERALL DIMENSIONS			SEAT DIMENSIONS			BACK DIMENSIONS		
	W	D	H	W	D	H	W	H	
IN	30.5	31	30	24	20.5	18.5	22	12.5	
MM	775	787	762	610	521	470	559	318	
RTA 00	1 per carton								



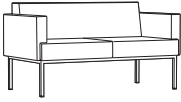
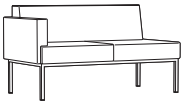
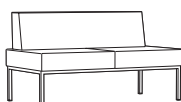



Lounge Chair - One Arm
 COM: 3.25 YD | 2.97 M
 Unit weight: 51 LB | 23.2 KG
 Carton weight: 61 LB | 27.67 KG
 Carton volume: 20 FT³ | 0.56 MT³

Ganging clip required for sectional use.

R for right arm.
 L for left arm.

	1	2	3	4	5	6	7	8	9	10	11	12
9751R	1500	1604	1692	1793	1958	2111	2264	2397	2563	2719	2930	3229
9751L												
	OVERALL DIMENSIONS			SEAT DIMENSIONS			BACK DIMENSIONS					
	W	D	H	W	D	H	W	H				
IN	28.5	31	30	24	20.5	18.5	22	12.5				
MM	724	787	762	610	521	470	559	318				
RTA 00	1 per carton											

DESCRIPTION	FEATURES	MODEL #	STANDARD TEXTILE GRADES											
			1	2	3	4	5	6	7	8	9	10	11	12
 <p>Lounge Chair - Armless COM: 2.25 YD 2.06 M Unit weight: 41 LB 18.6 KG Carton weight: 51 LB 23.13 KG Carton volume: 18.75 FT³ 0.53 MT³</p>	Ganging clip required for sectional use.	9751NA	1229	1301	1362	1432	1546	1652	1758	1850	1965	2073	2219	2426
			OVERALL DIMENSIONS			SEAT DIMENSIONS			BACK DIMENSIONS					
			W	D	H	W	D	H	W	H				
			IN 26.5 MM 673	31 787	30 762	24 610	20.5 521	18.5 470	22 559	12.5 318				
			RTA 00	1 per carton										
 <p>Corner Unit COM: 3 YD 2.74 M Unit weight: 62 LB 28.2 KG Carton weight: 72 LB 32.66 KG Carton volume: 18.5 FT³ 0.52 MT³</p>	Ganging clip required for sectional use.	9764	1621	1717	1798	1891	2044	2185	2326	2449	2602	2746	2941	3217
			OVERALL DIMENSIONS			SEAT DIMENSIONS			BACK DIMENSIONS					
			W	D	H	W	D	H	W	H				
			IN 28.5 MM 724	28.5 724	30 762	22 559	20.5 521	18.5 470	22 559	12.5 318				
			RTA 00	1 per carton										
 <p>Two Seat Sofa COM: 6.25 YD 5.72 M Unit weight: 99 LB 45 KG Carton weight: 111 LB 50.35 KG Carton volume: 37.5 FT³ 1.06 MT³</p>		9752	2794	2994	3163	3357	3675	3969	4263	4519	4838	5138	5544	6119
			OVERALL DIMENSIONS			SEAT DIMENSIONS			BACK DIMENSIONS					
			W	D	H	W	D	H	W	H				
			IN 56 MM 1422	31 787	30 762	48 1219	20.5 521	18.5 470	44 1118	12.5 318				
			RTA 00	1 per carton										
 <p>Two Seat Sofa COM: 5 YD 4.57 M Unit weight: 89 LB 40.5 KG Carton weight: 101 LB 45.81 KG Carton volume: 36.25 FT³ 1.02 MT³</p>	Ganging clip required for sectional use.	9752R 9752L	2490	2650	2785	2940	3195	3430	3665	3870	4125	4365	4690	5150
			OVERALL DIMENSIONS			SEAT DIMENSIONS			BACK DIMENSIONS					
			W	D	H	W	D	H	W	H				
			IN 54 MM 1372	31 787	30 762	48 1219	20.5 521	18.5 470	44 1118	12.5 318				
			RTA 00	1 per carton										
			R for right arm. L for left arm.											
 <p>Two Seat Sofa - Armless COM: 4 YD 3.66 M Unit weight: 79 LB 35.9 KG Carton weight: 91 LB 41.28 KG Carton volume: 35.5 FT³ 1 MT³</p>	Ganging clip required for sectional use.	9752NA	2248	2376	2484	2608	2812	3000	3188	3352	3556	3748	4008	4376
			OVERALL DIMENSIONS			SEAT DIMENSIONS			BACK DIMENSIONS					
			W	D	H	W	D	H	W	H				
			IN 52 MM 1321	31 787	30 762	48 1219	20.5 521	18.5 470	44 1118	12.5 318				
			RTA 00	1 per carton										
 <p>Two Seat Sofa - 42" High Back COM: 8 YD 7.32 M Unit weight: 105 LB 47.7 KG Carton weight: 120 LB 54.43 KG Carton volume: 48.5 FT³ 1.37 MT³</p>	Ganging clip required for sectional use.	9752NAHB42	2563	2819	3035	3283	3691	4067	4443	4771	5179	5563	6083	6819
			OVERALL DIMENSIONS			SEAT DIMENSIONS			BACK DIMENSIONS					
			W	D	H	W	D	H	W	H				
			IN 52 MM 1321	31 787	42 1067	48 1219	20.5 521	18.5 470	44 1118	24.5 622				
			RTA 00	1 per carton										

DESCRIPTION	FEATURES	MODEL #	STANDARD TEXTILE GRADES											
			1	2	3	4	5	6	7	8	9	10	11	12



Two Seat Sofa - 42" High Back w/36"H Table Shelf
 COM: 6 YD | 5.49 M
 Unit weight: 120 LB | 54.5 KG
 Carton weight: 135 LB | 61.23 KG
 Carton volume: 63.75 FT³ | 1.8 MT³


Ganging clip required for sectional use.

9752NAHB42TB	3388	3580	3742	3928	4234	4516	4798	5044	5350	5638	6028	6580
--------------	------	------	------	------	------	------	------	------	------	------	------	------

OVERALL DIMENSIONS			SEAT DIMENSIONS			BACK DIMENSIONS	
W	D	H	W	D	H	W	H

IN	52	41	42	48	20.5	18.5	44	24.5
MM	1321	1041	1067	1219	521	470	1118	622

RTA 00 1 per carton



Two Seat Sofa - 48" High Back
 COM: 8.75 YD | 8 M
 Unit weight: 115 LB | 52.3 KG
 Carton weight: 130 LB | 58.97 KG
 Carton volume: 55 FT³ | 1.55 MT³

Ganging clip required for sectional use.

9752NAHB48	2671	2951	3187	3459	3905	4316	4727	5086	5532	5952	6521	7326
------------	------	------	------	------	------	------	------	------	------	------	------	------

OVERALL DIMENSIONS			SEAT DIMENSIONS			BACK DIMENSIONS	
W	D	H	W	D	H	W	H

IN	52	31	48	48	20.5	18.5	44	30.5
MM	1321	787	1219	1219	521	470	1118	775

RTA 00 1 per carton



Two Seat Sofa - 42" High Back w/42" H Table Shelf
 COM: 6 YD | 5.49 M
 Unit weight: 130 LB | 59.1 KG
 Carton weight: 145 LB | 65.77 KG
 Carton volume: 71.25 FT³ | 2.01 MT³

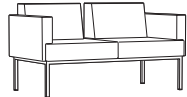
Ganging clip required for sectional use.

9752NAHB48TB	3496	3688	3850	4036	4342	4624	4906	5152	5458	5746	6136	6688
--------------	------	------	------	------	------	------	------	------	------	------	------	------

OVERALL DIMENSIONS			SEAT DIMENSIONS			BACK DIMENSIONS	
W	D	H	W	D	H	W	H

IN	52	41	48	48	20.5	18.5	44	30.5
MM	1321	1041	1219	1219	521	470	1118	775

RTA 00 1 per carton



Two Seat Sofa - Open Back
 COM: 6.25 YD | 5.72 M
 Unit weight: 99 LB | 45 KG
 Carton weight: 111 LB | 50.35 KG
 Carton volume: 35.25 FT³ | 0.99 MT³

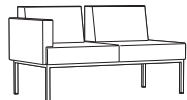
Ganging clip required for sectional use.

9752-OB	2761	2961	3130	3324	3642	3936	4230	4486	4805	5105	5511	6086
---------	------	------	------	------	------	------	------	------	------	------	------	------

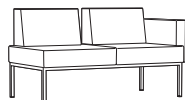
OVERALL DIMENSIONS			SEAT DIMENSIONS			BACK DIMENSIONS	
W	D	H	W	D	H	W	H

IN	56	29.5	30	54	20.5	18.5	48	12.5
MM	1422	749	762	1372	521	470	1219	318

RTA 00 1 per carton



9752R-OB



9752L-OB

Two Seat Sofa - Open Back - One Arm
 COM: 5.25 YD | 4.8 M
 Unit weight: 89 LB | 40.5 KG
 Carton weight: 101 LB | 45.81 KG
 Carton volume: 36.25 FT³ | 1.02 MT³

Ganging clip required for sectional use.

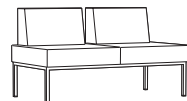
R for right arm.
 L for left arm.

9752R-OB	2459	2627	2769	2932	3199	3446	3693	3908	4176	4428	4769	5252
9752L-OB												

OVERALL DIMENSIONS			SEAT DIMENSIONS			BACK DIMENSIONS	
W	D	H	W	D	H	W	H

IN	54	31	30	48	20.5	18.5	44	12.5
MM	1372	787	762	1219	521	470	1118	318

RTA 00 1 per carton



Two Seat Sofa - Open Back - Armless
 COM: 4.25 YD | 3.89 M
 Unit weight: 79 LB | 35.9 KG
 Carton weight: 91 LB | 41.28 KG
 Carton volume: 35.5 FT³ | 1 MT³

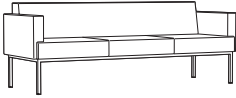
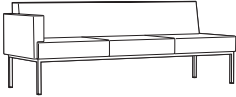
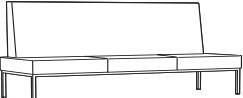

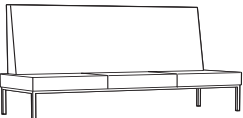
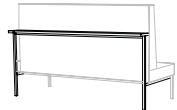
Ganging clip required for sectional use.

9752NA-OB	2218	2354	2469	2601	2817	3017	3217	3391	3608	3812	4088	4479
-----------	------	------	------	------	------	------	------	------	------	------	------	------

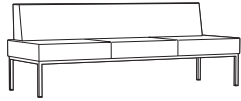
OVERALL DIMENSIONS			SEAT DIMENSIONS			BACK DIMENSIONS	
W	D	H	W	D	H	W	H

IN	52	31	30	48	20.5	18.5	44	12.5
MM	1321	787	762	1219	521	470	1118	318

RTA 00 1 per carton

DESCRIPTION	FEATURES	MODEL #	STANDARD TEXTILE GRADES											
			1	2	3	4	5	6	7	8	9	10	11	12
 <p>Three Seat Sofa COM: 9.5 YD 8.69 M Unit weight: 138 LB 62.7 KG Carton weight: 153 LB 69.4 KG Carton volume: 54.5 FT³ 1.54 MT³</p>		9753	3784	4088	4345	4639	5124	5570	6017	6406	6891	7347	7964	8838
			OVERALL DIMENSIONS			SEAT DIMENSIONS			BACK DIMENSIONS					
			W	D	H	W	D	H	W	H				
			IN 82.5 MM 2096	31 787	30 762	76.5 1943	20.5 521	18.5 470	66 1676	12.5 318				
			RTA 00	1 per carton										
 <p>Three Seat Sofa - One Arm COM: 8.25 YD 7.54 M Unit weight: 128 LB 58.2 KG Carton weight: 143 LB 64.86 KG Carton volume: 54.5 FT³ 1.54 MT³</p>	<p>Ganging clip required for sectional use.</p> <p>R for right arm. L for left arm.</p>	9753R 9753L	3528	3792	4015	4271	4691	5079	5467	5805	6226	6622	7158	7917
			OVERALL DIMENSIONS			SEAT DIMENSIONS			BACK DIMENSIONS					
			W	D	H	W	D	H	W	H				
			IN 81.5 MM 2070	31 787	30 762	80.5 2045	20.5 521	18.5 470	74 1880	12.5 318				
			RTA 00	1 per carton										
 <p>Three Seat Sofa - 42" High Back COM: 12.25 YD 11.2 M Unit weight: 128 LB 58.2 KG Carton weight: 143 LB 64.86 KG Carton volume: 72.5 FT³ 2.05 MT³</p>	<p>Ganging clip required for sectional use.</p>	9753NAHB42	3912	4304	4635	5015	5639	6215	6791	7293	7918	8506	9302	10429
			OVERALL DIMENSIONS			SEAT DIMENSIONS			BACK DIMENSIONS					
			W	D	H	W	D	H	W	H				
			IN 80.5 MM 2045	31 787	42 1067	74 1880	20.5 521	18.5 470	74 1880	24.5 622				
			RTA 00	1 per carton										
 <p>Three Seat Sofa - 42" High Back w/36" H Table Shelf COM: 9 YD 8.23 M Unit weight: 143 LB 65 KG Carton weight: 158 LB 71.67 KG Carton volume: 93.5 FT³ 2.64 MT³</p>	<p>Ganging clip required for sectional use.</p>	9753NAHB42TB	4874	5162	5405	5684	6143	6566	6989	7358	7817	8249	8834	9662
			OVERALL DIMENSIONS			SEAT DIMENSIONS			BACK DIMENSIONS					
			W	D	H	W	D	H	W	H				
			IN 80.5 MM 2045	41 1041	42 1067	80.5 2045	20.5 521	18.5 470	74 1880	24.5 622				
			RTA 00	1 per carton										
 <p>Three Seat Sofa - 48" High Back COM: 13.25 YD 12.12 M Unit weight: 153 LB 69.5 KG Carton weight: 168 LB 76.2 KG Carton volume: 82.25 FT³ 2.32 MT³</p>	<p>Ganging clip required for sectional use.</p>	9753NAHB48	4144	4568	4926	5337	6012	6635	7258	7801	8477	9113	9974	11193
			OVERALL DIMENSIONS			SEAT DIMENSIONS			BACK DIMENSIONS					
			W	D	H	W	D	H	W	H				
			IN 80.5 MM 2045	31 787	48 1219	80.5 2045	20.5 521	18.5 470	74 1880	30.5 775				
			RTA 00	1 per carton										
 <p>Three Seat Sofa - 48" High Back w/42" H Table Shelf COM: 13.25 YD 12.12 M Unit weight: 143 LB 65 KG Carton weight: 158 LB 71.67 KG Carton volume: 106 FT³ 3 MT³</p>	<p>Ganging clip required for sectional use.</p>	9753NAHB48TB	5107	5531	5889	6300	6975	7598	8221	8764	9440	10076	10937	12156
			OVERALL DIMENSIONS			SEAT DIMENSIONS			BACK DIMENSIONS					
			W	D	H	W	D	H	W	H				
			IN 80.5 MM 2045	41 1041	48 1219	80.5 2045	20.5 521	18.5 470	74 1880	24.5 622				
			RTA 00	1 per carton										

DESCRIPTION	FEATURES	MODEL #	STANDARD TEXTILE GRADES											
			1	2	3	4	5	6	7	8	9	10	11	12



Three Seat Sofa - Armless

COM: 7 YD | 6.4 M
 Unit weight: 118 LB | 53.6 KG
 Carton weight: 133 LB | 60.33 KG
 Carton volume: 51.5 FT³ | 1.45 MT³

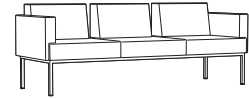
Ganging clip required for sectional use.

9753NA	3240	3464	3653	3870	4227	4556	4885	5172	5529	5865	6320	6964
---------------	------	------	------	------	------	------	------	------	------	------	------	------

OVERALL DIMENSIONS			SEAT DIMENSIONS			BACK DIMENSIONS	
W	D	H	W	D	H	W	H

IN	80.5	31	30	80.5	20.5	18.5	74	12.5
MM	2045	787	762	2045	521	470	1880	318

RTA 00 1 per carton



Three Seat Sofa - Open Back

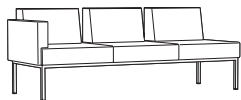
COM: 8 YD | 7.32 M
 Unit weight: 138 LB | 62.7 KG
 Carton weight: 153 LB | 69.4 KG
 Carton volume: 54.5 FT³ | 1.54 MT³

9753-OB	3751	4007	4223	4471	4879	5255	5631	5959	6367	6751	7271	8007
----------------	------	------	------	------	------	------	------	------	------	------	------	------

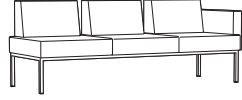
OVERALL DIMENSIONS			SEAT DIMENSIONS			BACK DIMENSIONS	
W	D	H	W	D	H	W	H

IN	82.5	31	30	80.5	20.5	18.5	74	12.5
MM	2096	787	762	2045	521	470	1880	318

RTA 00 1 per carton



9753R-OB



9753L-OB

Three Seat Sofa - Open Back - One Arm

COM: 7 YD | 6.4 M
 Unit weight: 128 LB | 58.2 KG
 Carton weight: 143 LB | 64.86 KG
 Carton volume: 54.5 FT³ | 1.54 MT³

Ganging clip required for sectional use.

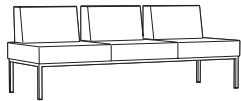
R for right arm.
 L for left arm.

9753R-OB	3495	3719	3908	4125	4482	4811	5140	5427	5784	6120	6575	7219
9753R-OB												

OVERALL DIMENSIONS			SEAT DIMENSIONS			BACK DIMENSIONS	
W	D	H	W	D	H	W	H

IN	81.5	31	30	80.5	20.5	18.5	74	12.5
MM	2070	787	762	2045	521	470	1880	318

RTA 00 1 per carton



Three Seat Sofa - Open Back - Armless

COM: 6.25 YD | 5.72 M
 Unit weight: 118 LB | 53.6 KG
 Carton weight: 133 LB | 60.33 KG
 Carton volume: 51.5 FT³ | 1.45 MT³

Ganging clip required for sectional use.

9753NA-OB	3208	3408	3577	3771	4089	4383	4677	4933	5252	5552	5958	6533
------------------	------	------	------	------	------	------	------	------	------	------	------	------

OVERALL DIMENSIONS			SEAT DIMENSIONS			BACK DIMENSIONS	
W	D	H	W	D	H	W	H

IN	80.5	31	30	80.5	20.5	18.5	74	12.5
MM	2045	787	762	2045	521	470	1880	318

RTA 00 1 per carton



Storage Table

COM: N/A
 Unit weight: 59 LB | 26.8 KG
 Carton weight: 65 LB | 29.48 KG
 Carton volume: 11.5 FT³ | 0.32 MT³

Ganging clip required for sectional use.

List price												
9754	953											

OVERALL DIMENSIONS			SEAT DIMENSIONS			BACK DIMENSIONS	
W	D	H	W	D	H	W	H

IN	27.25	27.25	16.5	-	-	-	-	-
MM	692	692	419	-	-	-	-	-

RTA 00  1 per carton



Corner Table

COM: N/A
 Unit weight: 34 LB | 15.5 KG
 Carton weight: 40 LB | 18.14 KG
 Carton volume: 8 FT³ | 0.22 MT³

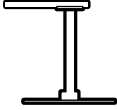















Ganging clip required for sectional use.










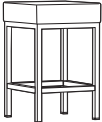
List price												
9755	584											


OVERALL DIMENSIONS			SEAT DIMENSIONS			BACK DIMENSIONS	
W	D	H	W	D	H	W	H

IN	27.25	27.25	12.5	-	-	-	-	-
MM	692	692	318	-	-	-	-	-

RTA 00  1 per carton

DESCRIPTION	FEATURES	MODEL #	STANDARD TEXTILE GRADES																																					
 <p>Middle Tablet COM: N/A Unit weight: 9 LB 4.1 KG Carton weight: 12 LB 5.44 KG Carton volume: 2.5 FT³ 0.07 MT³</p>		9756	List price																																					
			476																																					
			OVERALL DIMENSIONS			SEAT DIMENSIONS			BACK DIMENSIONS																															
			W	D	H	W	D	H	W	H																														
IN 14	17.25	14	-	-	-	-	-																																	
MM 356	438	356	-	-	-	-	-																																	
  1 per carton																																								
 <p>Tablet COM: N/A Unit weight: 9 LB 4.1 KG Carton weight: 12 LB 5.44 KG Carton volume: 2.5 FT³ 0.07 MT³</p>	Mounts underneath of seating. R for right hand tablet. L for left hand tablet.	9757L 9758R	List price																																					
			460																																					
			OVERALL DIMENSIONS			SEAT DIMENSIONS			BACK DIMENSIONS																															
			W	D	H	W	D	H	W	H																														
IN 14	17.25	14	-	-	-	-	-																																	
MM 356	438	356	-	-	-	-	-																																	
  1 per carton																																								
 <p>Ganging Bracket COM: N/A Unit weight: 0.25 LB 0.1 KG Carton weight: 0.52 LB 0.24 KG Carton volume: 0.5 FT³ 0.01 MT³</p>	One bracket is required per connection.	9759	List price																																					
			19																																					
			OVERALL DIMENSIONS			SEAT DIMENSIONS			BACK DIMENSIONS																															
			W	D	H	W	D	H	W	H																														
IN 1	0.75	10	-	-	-	-	-																																	
MM 25	19	254	-	-	-	-	-																																	
  25 per carton																																								
 <p>Power Unit w/10 Ft. power cord COM: N/A Unit weight: 2 LB 0.9 KG Carton weight: 3 LB 1.36 KG Carton volume: 0.5 FT³ 0.01 MT³</p>	Mounts underneath of seating or tables. One power outlet and two USB ports.	9760	List price																																					
			375																																					
			OVERALL DIMENSIONS			SEAT DIMENSIONS			BACK DIMENSIONS																															
			W	D	H	W	D	H	W	H																														
IN 6	2.75	2.75	-	-	-	-	-																																	
MM 152	70	70	-	-	-	-	-																																	
  1 per carton																																								
 <p>One Seat Bench COM: 2 YD 1.83 M Unit weight: 31 LB 14.1 KG Carton weight: 37 LB 16.78 KG Carton volume: 10.75 FT³ 0.3 MT³</p>	Ganging clip required for sectional use.	9761	List price																																					
			<table border="1"> <tr> <td></td><td>1</td><td>2</td><td>3</td><td>4</td><td>5</td><td>6</td><td>7</td><td>8</td><td>9</td><td>10</td><td>11</td><td>12</td> </tr> <tr> <td>939</td><td>1003</td><td>1057</td><td>1119</td><td>1221</td><td>1315</td><td>1409</td><td>1491</td><td>1593</td><td>1689</td><td>1819</td><td>2003</td><td></td> </tr> </table>													1	2	3	4	5	6	7	8	9	10	11	12	939	1003	1057	1119	1221	1315	1409	1491	1593	1689	1819	2003	
				1	2	3	4	5	6	7	8	9	10	11	12																									
			939	1003	1057	1119	1221	1315	1409	1491	1593	1689	1819	2003																										
OVERALL DIMENSIONS			SEAT DIMENSIONS			BACK DIMENSIONS																																		
W	D	H	W	D	H	W	H																																	
IN 27.5	28.5	17.5	27.5	28.5	18.5	-	-																																	
MM 699	724	445	699	724	470	-	-																																	
 1 per carton																																								
 <p>Two Seat Bench COM: 4 YD 3.66 M Unit weight: 49 LB 22.3 KG Carton weight: 57 LB 25.85 KG Carton volume: 21.25 FT³ 0.6 MT³</p>	Ganging clip required for sectional use.	9762	List price																																					
			<table border="1"> <tr> <td></td><td>1</td><td>2</td><td>3</td><td>4</td><td>5</td><td>6</td><td>7</td><td>8</td><td>9</td><td>10</td><td>11</td><td>12</td> </tr> <tr> <td>1668</td><td>1796</td><td>1904</td><td>2028</td><td>2232</td><td>2420</td><td>2608</td><td>2772</td><td>2976</td><td>3168</td><td>3428</td><td>3796</td><td></td> </tr> </table>													1	2	3	4	5	6	7	8	9	10	11	12	1668	1796	1904	2028	2232	2420	2608	2772	2976	3168	3428	3796	
				1	2	3	4	5	6	7	8	9	10	11	12																									
			1668	1796	1904	2028	2232	2420	2608	2772	2976	3168	3428	3796																										
OVERALL DIMENSIONS			SEAT DIMENSIONS			BACK DIMENSIONS																																		
W	D	H	W	D	H	W	H																																	
IN 54	28.5	17.5	54	28.5	18.5	-	-																																	
MM 1372	724	445	1372	724	470	-	-																																	
 1 per carton																																								

DESCRIPTION	FEATURES	MODEL #	STANDARD TEXTILE GRADES											
			1	2	3	4	5	6	7	8	9	10	11	12
 <p>Three Seat Bench COM: 6 YD 5.49 M Unit weight: 70 LB 31.8 KG Carton weight: 80 LB 36.29 KG Carton volume: 29.5 FT³ 0.83 MT³</p>	Ganging clip required for sectional use.	9763	2394	2586	2748	2934	3240	3522	3804	4050	4356	4644	5034	5586
			OVERALL DIMENSIONS			SEAT DIMENSIONS			BACK DIMENSIONS					
			W	D	H	W	D	H	W	H				
			IN 80.5 MM 2045	28.5 724	17.5 445	80.5 2045	28.5 724	18.5 470	-	-				
			RTA 00	1 per carton										
			List price											
		9765	1503											
 <p>Coffee Storage Table (2 Seat Length) COM: N/A Unit weight: 102 LB 46.4 KG Carton weight: 112 LB 50.8 KG Carton volume: 20.5 FT³ 0.58 MT³</p>	Ganging clip required for sectional use.	9765	513.75	27.25	16.5	-	-	-	-	-	-	-	-	-
			OVERALL DIMENSIONS			SEAT DIMENSIONS			BACK DIMENSIONS					
			W	D	H	W	D	H	W	H				
			IN 53.75 MM 1365	27.25 692	16.5 419	-	-	-	-	-				
			RTA 00		1 per carton									
			List price											
		9766	969											
 <p>Coffee Table (2 Seat Length) COM: N/A Unit weight: 56 LB 25.5 KG Carton weight: 68 LB 30.84 KG Carton volume: 17.75 FT³ 0.5 MT³</p>	Freestanding.	9766	54	27.5	13	-	-	-	-	-	-	-	-	
			OVERALL DIMENSIONS			SEAT DIMENSIONS			BACK DIMENSIONS					
			W	D	H	W	D	H	W	H				
			IN 54 MM 1372	27.5 699	13 330	-	-	-	-	-				
			RTA 00		1 per carton									
			List price											
		9767	501											
 <p>Floating Side Table COM: N/A Unit weight: 15 LB 6.8 KG Carton weight: 20 LB 9.07 KG Carton volume: 2.2 FT³ 0.06 MT³</p>	To be used in between chair/sofa models.	9767	13.5	27.25	1	-	-	-	-	-	-	-	-	
			OVERALL DIMENSIONS			SEAT DIMENSIONS			BACK DIMENSIONS					
			W	D	H	W	D	H	W	H				
			IN 13.5 MM 343	27.25 692	1 25	-	-	-	-	-				
			RTA 00		1 per carton									
			List price											
		9768	704											
 <p>Floating Storage Side Table COM: N/A Unit weight: 15 LB 6.8 KG Carton weight: 20 LB 9.07 KG Carton volume: 2.2 FT³ 0.06 MT³</p>	To be used in between chair/sofa models.	9768	13.5	27.25	5	-	-	-	-	-	-	-	-	
			OVERALL DIMENSIONS			SEAT DIMENSIONS			BACK DIMENSIONS					
			W	D	H	W	D	H	W	H				
			IN 13.5 MM 343	27.25 692	5 127	-	-	-	-	-				
			RTA 00		1 per carton									
			List price											
		9769S24	587	611	631	655	693	728	763	794	832	868	917	986
 <p>24" Stool COM: 0.75 YD 0.69 M Unit weight: 17 LB 7.7 KG Carton weight: 22 LB 9.98 KG Carton volume: 4.75 FT³ 0.13 MT³</p>		9769S24	587	611	631	655	693	728	763	794	832	868	917	986
			OVERALL DIMENSIONS			SEAT DIMENSIONS			BACK DIMENSIONS					
			W	D	H	W	D	H	W	H				
			IN 15 MM 381	15 381	24 610	-	-	24 610	-	-				
			RTA 00	1 per carton										

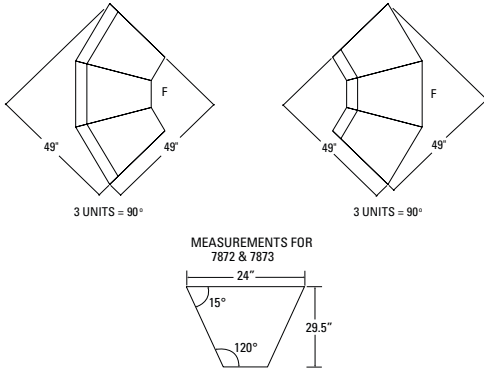
DESCRIPTION	FEATURES	MODEL #	STANDARD TEXTILE GRADES												
			1	2	3	4	5	6	7	8	9	10	11	12	
 <p>30" Stool COM: 0.75 YD 0.69 M Unit weight: 18 LB 8.2 KG Carton weight: 23 LB 10.43 KG Carton volume: 5.5 FT³ 0.15 MT³</p>		9769S30	656	680	700	724	762	797	832	863	901	937	986	1055	
			OVERALL DIMENSIONS			SEAT DIMENSIONS			BACK DIMENSIONS						
			W	D	H	W	D	H	W	H					
			IN 15	15	30	-	-	30	-	-					
			MM 381	381	762	-	-	762	-	-					
			RTA 00	1 per carton											

BRADEN



model 7871

models 7870R, 7870, 7870L, 7872, 7873



STANDARD FEATURES

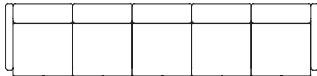
- A flexible modular seating system that is exceptionally durable. Combine these seating components into a configuration that suits your space.
- Braden uses a unique ganging feature which locks units solidly together, but allows them to be separated and reconfigured when necessary.
- Locking "pins" will always be on the left side (seated) of a ganging unit, while the pin receptacle will always be on the right side.
- Ganging brackets can only be used on armless and single arm models. Model 7871 cannot be ganged.
- Three inside corner units create a 90° inside corner assembly.
- Three outside corner units create a 90° outside corner.
- Upholstery options: fabric, vinyl or leather. Vinyl and leather models may feature stitch detail across the seat and/or back cushions, if applicable.

OPTIONAL FEATURES

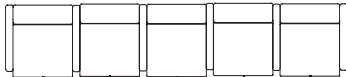
- For ganging hardware please use the following codes: add **(G)** for both sides, add **(GR)** for right side seated only, add **(GL)** for left side seated only.
- For highly resilient, high density Ultracell foam seat, please specify **(UC)**. Add \$96.
- For hard surface flooring use tiger paw non-slip glides, please specify **(NS)**. Add \$22.
- Model 7874 and 7880 table (tops) are offered in the following laminate finishes: Absolute Acajou (ACJ), Asian Night (ASN), Avant Cherry (AWC), Avant Honey (AWH), Black (BLK), Blizzard (BZD), Brushed Cobalt (BRC), Clear Maple (CMB), Custom Grey (CGY), Dark Espresso (DES), Designer White (DWT), Fashionista (FAS), First Class (FCL), Noce Biondo (NBL), Noce Grigio (NGL), Noce Leggero (NEL), Noce Medio (NML), Quartered Mahogany (QTM), Sheer Beauty (SBY), Stonedust (SDT), Storm Grey (SOG), Walnut Heights (WHE), White Chocolate (WHC) and Winter Cherry (WCR).

Typical Configurations and Applications:

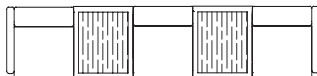
Five seat linked sofa with arms only on ends:



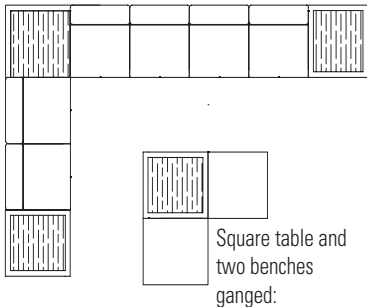
Five seat linked sofa with arms between each seat:



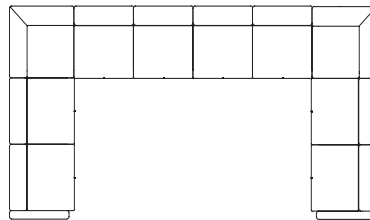
Three seats linked with two tables arms on ends:



Tables and armless chairs in L shaped configuration:



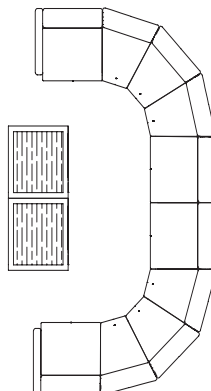
Ganged seating with corner units:



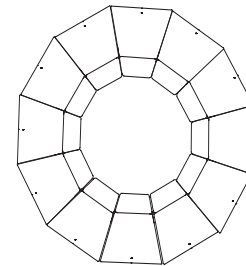
Two tables and 4 benches, ganged together:



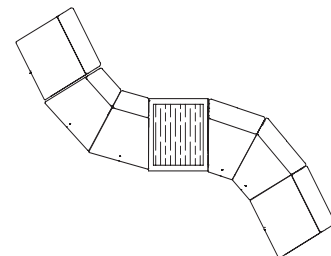
C shaped sectional with arms on ends and tables:



Circular configuration ganged seating:

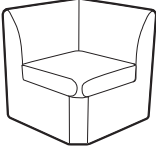












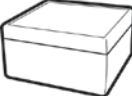

S shaped configuration ganged seating & table:

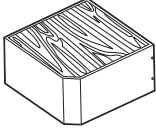


Three benches ganged:



DESCRIPTION	FEATURES	MODEL#	STANDARD TEXTILE GRADES														
			1	2	3	4	5	6	7	8	9	10	11	12			
 <p>Corner Unit COM: 4 YD 3.66 M Unit weight: 42 LB 19.1 KG Carton weight: 50 LB 22.68 KG Carton volume: 16.5 FT³ 0.46 MT³</p>	<p>Ganging hardware adjacent sides.</p> <p>Ergonomic features: M, N</p>	<p>7867</p>	1040	1168	1276	1400	1604	1792	1980	2144	2348	2540	2800	3168			
			OVERALL DIMENSIONS			SEAT DIMENSIONS			BACK DIMENSIONS								
			W	D	H	W	D	H	W	H							
			IN 28 MM 711	28 711	30 762	20 508	20.5 521	17 432	19.5 495	12.5 318							
			RTA 00	1 per carton													
 <p>Single Arm COM: 1.75 YD 1.6 M Unit weight: 23 LB 10.5 KG Carton weight: 26 LB 11.79 KG Carton volume: 2.9 FT³ 0.08 MT³</p>	<p>Ganging hardware both sides.</p>	<p>7868</p>	355	411	458	513	602	684	766	838	927	1011	1125	1286			
			OVERALL DIMENSIONS			SEAT DIMENSIONS			BACK DIMENSIONS								
			W	D	H	W	D	H	W	H							
			IN 3.75 MM 95	25 635	25 635	-	-	-	-	-							
			RTA 00		1 per carton												
 <p>Single Seater COM: 2.75 YD 2.51 M Unit weight: 33 LB 15 KG Carton weight: 38 LB 17.24 KG Carton volume: 16.5 FT³ 0.46 MT³</p>	<p>See notes for ganging hardware options.</p> <p>Ergonomic features: M, N</p>	<p>7870</p>	553	641	715	801	941	1070	1199	1312	1452	1584	1763	2016			
			OVERALL DIMENSIONS			SEAT DIMENSIONS			BACK DIMENSIONS								
			W	D	H	W	D	H	W	H							
			IN 24 MM 610	27.5 699	30 762	24 610	19.5 495	16.5 419	24 610	13.5 343							
			RTA 00	1 per carton													
 <p>Single Seater - Left Arm COM: 3.75 YD 3.43 M Unit weight: 40 LB 18.2 KG Carton weight: 45 LB 20.41 KG Carton volume: 16.5 FT³ 0.46 MT³</p>	<p>Ganging hardware right side.</p> <p>Ergonomic features: M, N</p>	<p>7870L</p>	829	949	1050	1167	1358	1534	1710	1864	2055	2235	2479	2824			
			OVERALL DIMENSIONS			SEAT DIMENSIONS			BACK DIMENSIONS								
			W	D	H	W	D	H	W	H							
			IN 27 MM 686	27.5 699	30 762	24 610	19.5 495	16.5 419	24 610	13.5 343							
			RTA 00	1 per carton													
 <p>Single Seater - Right Arm COM: 3.75 YD 3.43 M Unit weight: 40 LB 18.2 KG Carton weight: 45 LB 20.41 KG Carton volume: 16.5 FT³ 0.46 MT³</p>	<p>Ganging hardware left side.</p> <p>Ergonomic features: M, N</p>	<p>7870R</p>	829	949	1050	1167	1358	1534	1710	1864	2055	2235	2479	2824			
			OVERALL DIMENSIONS			SEAT DIMENSIONS			BACK DIMENSIONS								
			W	D	H	W	D	H	W	H							
			IN 27 MM 686	27.5 699	30 762	24 610	19.5 495	16.5 419	24 610	13.5 343							
			RTA 00	1 per carton													

DESCRIPTION	FEATURES	MODEL#	STANDARD TEXTILE GRADES														
			1	2	3	4	5	6	7	8	9	10	11	12			
 <p>Single Seater - w/Arms COM: 4.75 YD 4.34 M Unit weight: 47 LB 21.4 KG Carton weight: 52 LB 23.59 KG Carton volume: 16.5 FT³ 0.46 MT³</p>	<p>Freestanding unit. No ganging hardware options.</p> <p>Ergonomic features: M, N</p>	7871	1103	1255	1383	1531	1773	1996	2219	2414	2656	2884	3193	3630			
			OVERALL DIMENSIONS			SEAT DIMENSIONS			BACK DIMENSIONS								
			W	D	H	W	D	H	W	H							
			IN 30 MM 762	27.5 699	30 762	24 610	19.5 495	16.5 419	24 610	13.5 343							
			RTA 00	1 per carton													
 <p>Corner Unit COM: 2.75 YD 2.51 M Unit weight: 26 LB 11.8 KG Carton weight: 31 LB 14.06 KG Carton volume: 16.5 FT³ 0.46 MT³</p>	<p>3 pieces make a 90° outside turn. Total of 49"L x 49"W.</p> <p>See notes for ganging hardware options.</p> <p>Ergonomic features: M, N</p>	7872	608	696	770	856	996	1125	1254	1367	1507	1639	1818	2071			
			OVERALL DIMENSIONS			SEAT DIMENSIONS			BACK DIMENSIONS								
			W	D	H	W	D	H	W	H							
			IN 24 MM 610	27.5 699	30 762	20 508	19.5 495	16.5 419	15 381	13.5 343							
			RTA 00	1 per carton													
 <p>Corner Unit COM: 2.75 YD 2.51 M Unit weight: 26 LB 11.8 KG Carton weight: 31 LB 14.06 KG Carton volume: 16.5 FT³ 0.46 MT³</p>	<p>3 pieces make a 90° inside turn. Total of 49"L x 49"W.</p> <p>See notes for ganging hardware options.</p> <p>Ergonomic features: M, N</p>	7873	608	696	770	856	996	1125	1254	1367	1507	1639	1818	2071			
			OVERALL DIMENSIONS			SEAT DIMENSIONS			BACK DIMENSIONS								
			W	D	H	W	D	H	W	H							
			IN 24 MM 610	27.5 699	30 762	16 406	19.5 495	16.5 419	21.5 546	13.5 343							
			RTA 00	1 per carton													
 <p>Table - 24" Square w/Upholstered Sides COM: 1.75 YD 1.6 M Unit weight: 35 LB 15.9 KG Carton weight: 38 LB 17.24 KG Carton volume: 6.25 FT³ 0.17 MT³</p>		7874	457	513	560	615	704	786	868	940	1029	1113	1227	1388			
			OVERALL DIMENSIONS			SEAT DIMENSIONS			BACK DIMENSIONS								
			W	D	H	W	D	H	W	H							
			IN 24 MM 610	24 610	14.5 368	-	-	-	-	-							
			RTA 00		1 per carton												
 <p>Footstool - 24" Square Fully Upholstered COM: 2.25 YD 2.06 M Unit weight: 40 LB 18.2 KG Carton weight: 44 LB 19.96 KG Carton volume: 8.5 FT³ 0.24 MT³</p>		7874FS	770	842	903	973	1087	1193	1299	1391	1506	1614	1760	1967			
			OVERALL DIMENSIONS			SEAT DIMENSIONS			BACK DIMENSIONS								
			W	D	H	W	D	H	W	H							
			IN 24 MM 610	24 610	17.5 445	-	-	-	-	-							
			RTA 00		1 per carton												

DESCRIPTION	FEATURES	MODEL#	STANDARD TEXTILE GRADES											
			1	2	3	4	5	6	7	8	9	10	11	12
 <p>Corner Table w/Upholstered Sides COM: 1.75 YD 1.6 M Unit weight: 40 LB 18.2 KG Carton weight: 45 LB 20.41 KG Carton volume: 7.5 FT³ 0.21 MT³</p>	<p>Ganging hardware adjacent sides.</p>	<p>7880</p>	710	766	813	868	957	1039	1121	1193	1282	1366	1480	1641
			<p>OVERALL DIMENSIONS</p> <p>W D H</p>			<p>SEAT DIMENSIONS</p> <p>W D H</p>			<p>BACK DIMENSIONS</p> <p>W H</p>					
			IN 27	27	14.5	-	-	-	-	-	-	-	-	-
			MM 686	686	368	-	-	-	-	-	-	-	-	-
			RTA 00	courier		1 per carton								



Calidon™ seating and occasional tables share a distinctly modern appearance. With well-balanced and full-frame, solid hardwood construction, Calidon is a versatile solution combining comfort, style and durability for years to come. Fully upholstered lounge models include optional integrated power and USB charging for easy access in either front or side locations. Guest and lounge seating feature an integrated wipe-out design to support cleaning protocols from workplace and hospitality to healthcare environments.

To see the full Calidon series, please refer to the Healthcare price list at globalfurnituregroup.com/ca/healthcare/resources/price-lists.

Features and Benefits

- Calidon consists of wood frame guest, lounge, bariatric and bench seating.
- Freestanding and tandem/bridge tables available.
- Designed for the rigors of high use environments.
- Frame design features a wall saver leg to prevent back contact and damage to walls.
- All guest and lounge chairs feature a clean out between seat and back, and tall legs for ease of cleaning.
- Lounge chairs with closed arms are fully upholstered.
- For added comfort, seats are standard with high density Ultracell foam.
- Active weight capacity up to 400 lbs. per seat for standard seating; up to 600 lbs. per seat for bariatric seating.

CAMINO



models shown: 5471-CP Lounge Chair, 5475-W End Table, 5472-CP Two Seat Sofa.



model 5471-CP





model 5476-W






STANDARD FEATURES

- A transitional soft seating series composed of one, two and three seat units. The series also offers tables with coordinating details and finishes.
- Frame is heavy duty, interlocking plywood, puzzle box construction suitable for public environments.
- The leg system utilizes a continuous visible frame between the front and rear leg. Each leg frame is bolted directly to the sofa frame, creating a very durable product.
- Legs are equipped with translucent non marking glides as standard. Suitable for both carpet and hard surface flooring.
- Seating units feature a decorative double stitch detail, which makes seams lay flat and adds extra seam strength.
- Cushions are highly resilient foam and seats are equipped with a synthetic rubberized sheet webbing suspension system for extra comfort. Cushions are fixed and non-removable.
- Tables are made with a choice of tops: genuine wood tops (**W**) with a reverse beveled edge, thermally fused laminate tops (**LP**) with matching PVC edging or high pressure laminate top (**HP**) with matching PVC edging. Custom high pressure laminate finishes will be considered upon request.
- Regardless of top chosen, all tables have wood aprons and a unique tapered leg design.
- Some table assembly is required, see RTA code with each item below.
- Upholstery options: fabric, vinyl or leather. Vinyl and leather models may feature stitch detail across the seat and/or back cushions, if applicable. If a two-tone fabric or a fabric/leather combination is required please fill in a fabric combination sketch showing where each fabric is to be applied. Please contact Customer Service.

OPTIONAL FEATURES

- For piping made in fabric matching the rest of the upholstery, please use matching piping models, (**MP**) after the model number. No upcharge.
- For piping made in a fabric that does not match the rest of the upholstery, you can specify any grade 1 or 2 upholstery material. Please see model numbers ending in (**CP**) which reflect the appropriate upcharge.
- Contrast piping fabric in a grade higher than 2 requires a special quotation. Unit price will vary depending on the number of units being ordered.
- Seating units and tables come with a choice of wood legs or polished cast aluminum legs. The table leg finishes coordinate with the legs on the soft seating units; finish must be specified.
- Wood finishes are available in Absolute (AAM), Black (BKM), Cherry (ACM), Espresso Cafe (ECM), English Oak (EOM), Fruitwood (TFM), Gray (HGM), Honey (AHM), Mahogany (TMM), Maple (AVM), Medium Walnut (MWM), Natural Walnut (NLW), Night (ASM), Noce Biondo (NBM), Noce Grigio (NGM), Noce Leggero (NEM), Noce Medio (NMM), Shaker Cherry (SKM), Walnut (TWM), WC Cream (WTM), White (WHM) and Winter Cherry (WCM). Please specify.
- Seating and tables with polished aluminum legs are shown as separate SKUs.
- Laminate table tops (LP and HP) are offered in the following finishes: Absolute Acajou (ACJ), Asian Night (ASN), Avant Cherry (AVC), Avant Honey (AWH), Black (BLK), Blizzard (BZD), Brushed Cobalt (BRC), Clear Maple (CMB), Custom Grey (CGY), Dark Espresso (DES), Designer White (DWT), Fashionista (FAS), First Class (FCL), Noce Biondo (NBL), Noce Grigio (NGL), Noce Leggero (NEL), Noce Medio (NML), Quartered Mahogany (QTM), Sheer Beauty (SBY), Stonedust (SDT), Storm Grey (SOG), Walnut Heights (WHE), White Chocolate (WHC) and Winter Cherry (WCR). Please specify.

DESCRIPTION	FEATURES	MODEL#	STANDARD TEXTILE GRADES											
			1	2	3	4	5	6	7	8	9	10	11	12
 <p>Lounge Chair w/Wood Legs COM: 4 YD 3.66 M Unit weight: 50 LB 22.7 KG Carton weight: 60 LB 27.22 KG Carton volume: 19.25 FT³ 0.54 MT³</p>	No piping.	5471	1990	2118	2226	2350	2554	2742	2930	3094	3298	3490	3750	4118
		OVERALL DIMENSIONS			SEAT DIMENSIONS			BACK DIMENSIONS						
		W	D	H	W	D	H	W	H					
		IN 29.5 MM 749	29 737	30.5 775	21 533	19.5 495	18 457	20 508	11.5 292					
		RTA 00	1 per carton											
 <p>Lounge Chair w/Wood Legs & Piping COM: 4 YD 3.66 M Unit weight: 50 LB 22.7 KG Carton weight: 60 LB 27.22 KG Carton volume: 19.25 FT³ 0.54 MT³</p>	CP = contrast piping. MP = matching piping.	5471-CP	2132	2260	2368	2492	2696	2884	3072	3236	3440	3632	3892	4260
		5471-MP	1990	2118	2226	2350	2554	2742	2930	3094	3298	3490	3750	4118
		OVERALL DIMENSIONS			SEAT DIMENSIONS			BACK DIMENSIONS						
		W	D	H	W	D	H	W	H					
		RTA 00	1 per carton											

DESCRIPTION	FEATURES	MODEL#	STANDARD TEXTILE GRADES											
			1	2	3	4	5	6	7	8	9	10	11	12
 <p>Two Seat Sofa w/Wood Legs COM: 5.75 YD 5.26 M Unit weight: 72 LB 32.7 KG Carton weight: 84 LB 38.1 KG Carton volume: 36 FT³ 1.01 MT³</p>	No piping.	5472	2804	2988	3143	3322	3615	3885	4155	4391	4684	4960	5334	5863
			OVERALL DIMENSIONS			SEAT DIMENSIONS			BACK DIMENSIONS					
			W	D	H	W	D	H	W	H				
			IN 51	29	30.5	42	19.5	18	41	11.5				
			MM 1295	737	775	1067	495	457	1041	292				
RTA 00		1 per carton												
 <p>Two Seat Sofa w/Wood Legs COM: 5.75 YD 5.26 M Unit weight: 72 LB 32.7 KG Carton weight: 84 LB 38.1 KG Carton volume: 36 FT³ 1.01 MT³</p>	CP = contrast piping. MP = matching piping.	5472-CP 5472-MP	2990	3174	3329	3507	3799	4069	4339	4574	4867	5143	5516	6044
			OVERALL DIMENSIONS			SEAT DIMENSIONS			BACK DIMENSIONS					
			W	D	H	W	D	H	W	H				
			IN 51	29	30.5	42	19.5	18	41	11.5				
			MM 1295	737	775	1067	495	457	1041	292				
RTA 00		1 per carton												
 <p>Three Seat Sofa w/Wood Legs COM: 7.5 YD 6.86 M Unit weight: 95 LB 43.2 KG Carton weight: 110 LB 49.9 KG Carton volume: 50.25 FT³ 1.42 MT³</p>	No piping.	5473	3619	3859	4062	4294	4677	5029	5382	5689	6072	6432	6919	7609
			OVERALL DIMENSIONS			SEAT DIMENSIONS			BACK DIMENSIONS					
			W	D	H	W	D	H	W	H				
			IN 71	29	30.5	63	19.5	18	62	11.5				
			MM 1803	737	775	1600	495	457	1575	292				
RTA 00		1 per carton												
 <p>Three Seat Sofa w/Wood Legs COM: 7.5 YD 6.86 M Unit weight: 95 LB 43.2 KG Carton weight: 110 LB 49.9 KG Carton volume: 50.25 FT³ 1.42 MT³</p>	CP = contrast piping. MP = matching piping.	5473-CP 5473-MP	3847	4087	4289	4521	4903	5255	5607	5914	6296	6656	7143	7832
			OVERALL DIMENSIONS			SEAT DIMENSIONS			BACK DIMENSIONS					
			W	D	H	W	D	H	W	H				
			IN 71	29	30.5	63	19.5	18	62	11.5				
			MM 1803	737	775	1600	495	457	1575	292				
RTA 00		1 per carton												
 <p>Coffee Table - 22" x 48" Rectangle w/Wood Legs COM: N/A Unit weight: 32 LB 14.5 KG Carton weight: 40 LB 18.14 KG Carton volume: 4 FT³ 0.11 MT³</p>		List price												
		5474-LP	1508											
		5474-HP	1618											
		5474-W	1948											
		LP = Laminate top HP = High pressure laminate top W = Wood top												
OVERALL DIMENSIONS			SEAT DIMENSIONS			BACK DIMENSIONS								
W	D	H	W	D	H	W	H							
IN 22	48	17.5	-	-	-	-	-							
MM 559	1219	445	-	-	-	-	-							
RTA 6		1 per carton												

DESCRIPTION FEATURES MODEL# STANDARD TEXTILE GRADES



End Table - 21" x 21" Square w/Wood Legs

COM: N/A
 Unit weight: 17 LB | 7.7 KG
 Carton weight: 20 LB | 9.07 KG
 Carton volume: 19.25 FT³ | 0.05 MT³

List price								
5475-LP	1124							
5475-HP	1232							
5475-W	1366							
LP = Laminate top HP = High pressure laminate top W = Wood top								
OVERALL DIMENSIONS			SEAT DIMENSIONS			BACK DIMENSIONS		
W	D	H	W	D	H	W	H	
IN 21	21	17.5	-	-	-	-	-	
MM 533	533	445	-	-	-	-	-	
RTA 8 1 per carton								



Coffee Table - 24" Round w/Wood Legs

COM: N/A
 Unit weight: 18 LB | 8.2 KG
 Carton weight: 21 LB | 9.53 KG
 Carton volume: 2.1 FT³ | 0.05 MT³


List price								
5476-LP	1152							
5476-HP	1262							
5476-W	1478							
LP = Laminate top HP = High pressure laminate top W = Wood top								
OVERALL DIMENSIONS			SEAT DIMENSIONS			BACK DIMENSIONS		
W	D	H	W	D	H	W	H	
IN 24	24	17.5	-	-	-	-	-	
MM 610	610	445	-	-	-	-	-	
RTA 8 1 per carton								



Coffee Table - 32" Round w/Wood Legs

COM: N/A
 Unit weight: 27 LB | 12.3 KG
 Carton weight: 35 LB | 15.88 KG
 Carton volume: 4.4 FT³ | 0.12 MT³

List price								
5477-LP	1750							
5477-HP	1860							
5477-W	2221							
LP = Laminate top HP = High pressure laminate top W = Wood top								
OVERALL DIMENSIONS			SEAT DIMENSIONS			BACK DIMENSIONS		
W	D	H	W	D	H	W	H	
IN 32	32	17.5	-	-	-	-	-	
MM 813	813	445	-	-	-	-	-	
RTA 8 1 per carton								



Lounge Chair w/Aluminum Legs

COM: 4 YD | 3.66 M
 Unit weight: 52 LB | 23.6 KG
 Carton weight: 62 LB | 28.12 KG
 Carton volume: 19.25 FT³ | 0.54 MT³

No piping.

	1	2	3	4	5	6	7	8	9	10	11	12
5481	1862	1990	2098	2222	2426	2614	2802	2966	3170	3362	3622	3990
OVERALL DIMENSIONS			SEAT DIMENSIONS			BACK DIMENSIONS						
W	D	H	W	D	H	W	H					
IN 29.5	29	30.5	21	19.5	18	20	11.5					
MM 749	737	775	533	495	457	508	292					
RTA 00 1 per carton												




Lounge Chair w/Aluminum Legs

COM: 4 YD | 3.66 M
 Unit weight: 52 LB | 23.6 KG
 Carton weight: 62 LB | 28.12 KG
 Carton volume: 19.25 FT³ | 0.54 MT³

CP = contrast piping.
 MP = matching piping.

	1	2	3	4	5	6	7	8	9	10	11	12
5481-CP	2004	2132	2239	2363	2567	2754	2942	3105	3309	3500	3760	4127
5481-MP	1862	1990	2098	2222	2426	2614	2802	2966	3170	3362	3622	3990
OVERALL DIMENSIONS			SEAT DIMENSIONS			BACK DIMENSIONS						
W	D	H	W	D	H	W	H					
IN 29.5	29	30.5	21	19.5	18	20	11.5					
MM 749	737	775	533	495	457	508	292					
RTA 00 1 per carton												

DESCRIPTION	FEATURES	MODEL#	STANDARD TEXTILE GRADES											
			1	2	3	4	5	6	7	8	9	10	11	12



Two Seat Sofa w/Aluminum Legs
 COM: 5.75 YD | 5.26 M
 Unit weight: 74 LB | 33.6 KG
 Carton weight: 86 LB | 39.01 KG
 Carton volume: 36 FT³ | 1.01 MT³


No piping.

5482	2675	2859	3014	3193	3486	3756	4026	4262	4555	4831	5205	5734
-------------	------	------	------	------	------	------	------	------	------	------	------	------

OVERALL DIMENSIONS			SEAT DIMENSIONS			BACK DIMENSIONS	
W	D	H	W	D	H	W	H

IN 51	29	30.5	42	19.5	18	41	11.5
MM 1295	737	775	1067	495	457	1041	292

RTA 00 1 per carton



Two Seat Sofa w/Aluminum Legs
 COM: 5.75 YD | 5.26 M
 Unit weight: 74 LB | 33.6 KG
 Carton weight: 86 LB | 39.01 KG
 Carton volume: 36 FT³ | 1.01 MT³


CP = contrast piping.
 MP = matching piping.

	1	2	3	4	5	6	7	8	9	10	11	12
5482-CP	2861	3045	3200	3378	3670	3940	4210	4445	4738	5014	5387	5915
5482-MP	2675	2859	3014	3193	3486	3756	4026	4262	4555	4831	5205	5734

OVERALL DIMENSIONS			SEAT DIMENSIONS			BACK DIMENSIONS	
W	D	H	W	D	H	W	H

IN 51	29	30.5	42	19.5	18	41	11.5
MM 1295	737	775	1067	495	457	1041	292

RTA 00 1 per carton



Three Seat Sofa w/Aluminum Legs
 COM: 7.5 YD | 6.86 M
 Unit weight: 97 LB | 44.1 KG
 Carton weight: 112 LB | 50.8 KG
 Carton volume: 50.25 FT³ | 1.42 MT³


No piping.

	1	2	3	4	5	6	7	8	9	10	11	12
5483	3490	3730	3933	4165	4548	4900	5253	5560	5943	6303	6790	7480

OVERALL DIMENSIONS			SEAT DIMENSIONS			BACK DIMENSIONS	
W	D	H	W	D	H	W	H

IN 71	29	30.5	63	19.5	18	62	11.5
MM 1803	737	775	1600	495	457	1575	292

RTA 00 1 per carton



Three Seat Sofa w/Aluminum Legs
 COM: 7.5 YD | 6.86 M
 Unit weight: 97 LB | 44.1 KG
 Carton weight: 112 LB | 50.8 KG
 Carton volume: 50.25 FT³ | 1.42 MT³

CP = contrast piping.
 MP = matching piping.

	1	2	3	4	5	6	7	8	9	10	11	12
5483-CP	3717	3957	4159	4391	4773	5125	5477	5784	6166	6526	7013	7702
5483-MP	3490	3730	3933	4165	4548	4900	5253	5560	5943	6303	6790	7480

OVERALL DIMENSIONS			SEAT DIMENSIONS			BACK DIMENSIONS	
W	D	H	W	D	H	W	H

IN 71	29	30.5	63	19.5	18	62	11.5
MM 1803	737	775	1600	495	457	1575	292

RTA 00 1 per carton



Coffee Table - 22" x 48" Rectangle w/Aluminum Legs
 COM: N/A
 Unit weight: 38 LB | 17.3 KG
 Carton weight: 46 LB | 20.87 KG
 Carton volume: 4 FT³ | 0.11 MT³

List price


5484-LP	1606
5484-HP	1717
5484-W	2047


LP = Laminate top HP = High pressure laminate top W = Wood top


OVERALL DIMENSIONS			SEAT DIMENSIONS			BACK DIMENSIONS	
W	D	H	W	D	H	W	H

IN 22	48	17.5	19.5	18	20	11.5	
MM 559	1219	445	533	495	457	508	292

RTA 6 1 per carton

DESCRIPTION	FEATURES	MODEL#	STANDARD TEXTILE GRADES								
 <p>End Table - 21" x 21" Square w/Aluminum Legs COM: N/A Unit weight: 23 LB 10.5 KG Carton weight: 26 LB 11.79 KG Carton volume: 2.1 FT³ 0.05 MT³</p>			List price								
			5485-LP	1222							
			5485-HP	1332							
			5485-W	1465							
			LP = Laminate top HP = High pressure laminate top W = Wood top								
			OVERALL DIMENSIONS			SEAT DIMENSIONS			BACK DIMENSIONS		
			W	D	H	W	D	H	W	H	
			IN 21	21	17.5	-	-	-	-	-	
			MM 533	533	445	-	-	-	-	-	
			RTA 8	1 per carton							

 <p>End Table - 24" Round w/Aluminum Legs COM: N/A Unit weight: 24 LB 10.9 KG Carton weight: 27 LB 12.25 KG Carton volume: 2.1 FT³ 0.05 MT³</p>			List price								
			5486-LP	1252							
			5486-HP	1361							
			5486-W	1577							
			LP = Laminate top HP = High pressure laminate top W = Wood top								
			OVERALL DIMENSIONS			SEAT DIMENSIONS			BACK DIMENSIONS		
			W	D	H	W	D	H	W	H	
			IN 24	24	17.5	-	-	-	-	-	
			MM 610	610	445	-	-	-	-	-	
			RTA 8	1 per carton							

 <p>Coffee Table - 32" Round w/Aluminum Legs COM: N/A Unit weight: 33 LB 15 KG Carton weight: 41 LB 18.6 KG Carton volume: 4.4 FT³ 0.12 MT³</p>			List price								
			5487-LP	1848							
			5487-HP	1959							
			5487-W	2319							
			LP = Laminate top HP = High pressure laminate top W = Wood top								
			OVERALL DIMENSIONS			SEAT DIMENSIONS			BACK DIMENSIONS		
			W	D	H	W	D	H	W	H	
			IN 32	32	17.5	-	-	-	-	-	
			MM 813	813	445	-	-	-	-	-	
			RTA 8	1 per carton							

CITI



model 7875RTL

model 7889



Citi Modular Group & Tables - shown in Tungsten

Leg options



5" tubular metal leg (shown in Tungsten finish)



5" tapered, softened edge, wood leg (shown in Maple finish)




STANDARD FEATURES

- Fully upholstered contemporary design, complements the timeless decor of many offices. Proportions are compact, 31" deep, work well in public spaces.
- All models have fixed, non-removable cushions.
- Arm height on all models is 25".
- Casters are not available on this series.
- Citi seat and table legs are 5" high tubular metal, standard in a Tungsten finish.
- Citi table tops are available in either tempered glass or laminate.
- Tablets are made from thermally fused laminate, 0.75" thick. Tablet arms measure 12"D x 16.5"W. Available right hand seated (RT), left hand seated (LT) or both right and left hand (LRT).
- Laminate tables and tablets are offered in the following finishes: Absolute Acajou (ACJ), Asian Night (ASN), Avant Cherry (AWC), Avant Honey (AWH), Black (BLK), Blizzard (BZD), Brushed Cobalt (BRC), Clear Maple (CMB), Custom Grey (CGY), Dark Espresso (DES), Designer White (DWT), Fashionista (FAS), First Class (FCL), Noce Biondo (NBL), Noce Grigio (NGL), Noce Leggero (NEL), Noce Medio (NML), Quartered Mahogany (QTM), Sheer Beauty (SBY), Stonedust (SDT), Storm Grey (SOG), Walnut Heights (WHE), White Chocolate (WHC) and Winter Cherry (WCR). Please specify.
- Ganging brackets (#7892) are sold separately. Ganging brackets are to be used on armless seating if interconnection to another armless seating unit is required. Bench and ottomans only gang to other benches/ottomans, cannot gang with seating units. Brackets come with a template for installation.
- Upholstery options: fabric, vinyl or leather. Vinyl and leather models may feature stitch detail across the seat and/or back cushions, if applicable.

OPTIONAL FEATURES

- For highly resilient, high density Ultracell foam on seat, please specify (UC) after the model number. One seater add \$99. Two seater add \$197. Three seater add \$295.
- Leg options:**
 - (MTL) Metal legs
For metal leg finish options, please see page 379. For Chrome (CHM) finish, add \$68.
 - (WDL) Wood legs
Non-cylindrical wood legs available in the following finishes. Add \$300.
 - (AAM) Absolute
 - (BKM) Black
 - (CJM) Charcoal Java
 - (ACM) Cherry
 - (EMM) Empire Mahogany
 - (EOM) English Oak
 - (ECM) Espresso Cafe
 - (TFM) Fruitwood
 - (HGM) Gray
 - (HOM) Harvest Oak
 - (AHM) Honey
 - (JOM) Jet Onyx
 - (LHM) Light Honey
 - (TMM) Mahogany
 - (AVM) Maple
 - (MWM) Medium Walnut
 - (NLW) Natural Walnut
 - (ASM) Night
 - (NBM) Noce Biondo
 - (NGM) Noce Grigio
 - (NEM) Noce Leggero
 - (NMM) Noce Medio
 - (SBM) Sandy Beach
 - (SKM) Shaker Cherry
 - (SOM) Silver Oak
 - (TWM) Walnut
 - (WTM) WC Cream
 - (WHM) White
 - (WCM) Winter Cherry
- Glide type** (wood legs only)
 - (NM) White non-marking nylon for most surfaces (standard)
 - (SG) steel cushioned glides for carpeted surfaces. Add \$17.
 - (RG) non-slip rubber glides for most hard floor surfaces. Add \$22.
 - (FG) felt glides for most hard floor surfaces. Add \$22.
- Table legs are available in Black (TBL), or Tungsten (TTU), please specify. For Chrome (CHM) finish. Add \$68.
- If you would like fabric/vinyl on the shell of a chair with leather seat + back cushions, please submit a [multi fabric form](#) (multi fabric grade will apply). Please note: the reverse is not available (leather on the shell of the chair with fabric/vinyl seat + back cushions).

DESCRIPTION FEATURES MODEL# STANDARD TEXTILE GRADES



Corner Seat
COM: 6.25 YD | 5.72 M
Unit weight: 65 LB | 29.5 KG
Carton weight: 75 LB | 34.02 KG
Carton volume: 30.25 FT³ | 0.85 MT³

Ganging hardware not included.
Armless side(s) can be equipped with ganging brackets, model 7892.

	1	2	3	4	5	6	7	8	9	10	11	12
7862	-	-	-	-	1577	1871	2165	2421	2740	3040	3446	4021

OVERALL DIMENSIONS			SEAT DIMENSIONS			BACK DIMENSIONS		
W	D	H	W	D	H	W	H	

IN	37	37	31	26	26	17.5	26	13.5
MM	940	940	787	660	660	445	660	343

RTA 00 1 per carton



Lounge Chair
COM: 4.5 YD | 4.11 M
Unit weight: 57 LB | 25.9 KG
Carton weight: 67 LB | 30.39 KG
Carton volume: 21 FT³ | 0.59 MT³








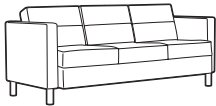
Freestanding unit only.



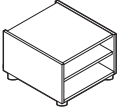
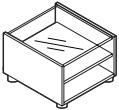
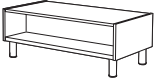
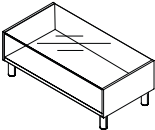
	1	2	3	4	5	6	7	8	9	10	11	12
7875	-	-	-	-	1124	1335	1548	1731	1962	2178	2469	2883

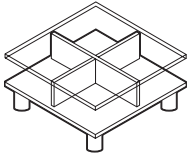




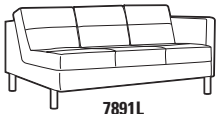
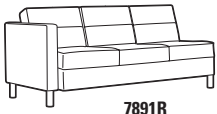

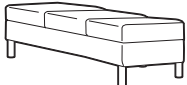
OVERALL DIMENSIONS			SEAT DIMENSIONS			BACK DIMENSIONS		
W	D	H	W	D	H	W	H	

IN	30	31	30	22	19.5	17.5	22	12.5
MM	762	787	762	559	495	445	559	318

RTA 00 1 per carton

DESCRIPTION	FEATURES	MODEL#	STANDARD TEXTILE GRADES											
			1	2	3	4	5	6	7	8	9	10	11	12
 7875LTL  7875RTL	Freestanding unit only.	7875LTL 7875RTL	-	-	-	-	1536	1747	1960	2143	2374	2590	2881	3295
		OVERALL DIMENSIONS W D H	SEAT DIMENSIONS W D H	BACK DIMENSIONS W H										
		IN 31.5 33.5 30 MM 800 851 762	IN 22 19.5 17.5 MM 559 495 445	IN 22 12.5 MM 559 318										
		RTA 00	1 per carton											
	Kit includes 2 brackets, 4 screws and a template. Only one set is needed per unit.	7892	List price											
		OVERALL DIMENSIONS W D H	SEAT DIMENSIONS W D H	BACK DIMENSIONS W H										
		IN 0.5 3.87 2 MM 13 98 51	IN - - - MM - - -	IN - - - MM - - -										
		RTA 00												
	Ganging hardware not included. Armless side(s) can be equipped with ganging brackets, model 7892.	7895	-	-	-	-	1124	1265	1407	1529	1683	1827	2021	2297
		OVERALL DIMENSIONS W D H	SEAT DIMENSIONS W D H	BACK DIMENSIONS W H										
		IN 22 31 30.75 MM 559 787 781	IN 22 18.5 17.5 MM 559 470 445	IN 22 12.5 MM 559 318										
		RTA 00	1 per carton											
	Freestanding unit only.	7876	-	-	-	-	1577	1871	2165	2421	2740	3040	3446	4021
		OVERALL DIMENSIONS W D H	SEAT DIMENSIONS W D H	BACK DIMENSIONS W H										
		IN 51.25 31 30 MM 1302 787 762	IN 43.25 19.5 17.5 MM 1099 495 445	IN 43.25 12.5 MM 1099 318										
		RTA 00	1 per carton											
	Ganging hardware not included. Armless side(s) can be equipped with ganging brackets, model 7892.	7896	-	-	-	-	1577	1812	2047	2252	2507	2747	3072	3532
		OVERALL DIMENSIONS W D H	SEAT DIMENSIONS W D H	BACK DIMENSIONS W H										
		IN 43.25 31 30.75 MM 1099 787 781	IN 43.25 19.5 17.5 MM 1099 495 445	IN 43.25 13.25 MM 1099 337										
		RTA 00	1 per carton											
	Freestanding unit only.	7877	-	-	-	-	2032	2444	2855	3214	3660	4080	4649	5454
		OVERALL DIMENSIONS W D H	SEAT DIMENSIONS W D H	BACK DIMENSIONS W H										
		IN 72.5 31 30 MM 1842 787 762	IN 64.5 19.5 17.5 MM 1638 495 445	IN 64.5 12.5 MM 1638 318										
		RTA 00	1 per carton											

DESCRIPTION	FEATURES	MODEL#	STANDARD TEXTILE GRADES											
			1	2	3	4	5	6	7	8	9	10	11	12
 <p>Three Seat Sofa - Armless COM: 7.25 YD 6.63 M Unit weight: 117 LB 53.2 KG Carton weight: 131 LB 59.42 KG Carton volume: 50.25 FT³ 1.42 MT³</p>	<p>Ganging hardware not included.</p> <p>Armless side(s) can be equipped with ganging brackets, model 7892.</p>	7897	-	-	-	-	2032	2373	2714	3011	3381	3729	4200	4867
			OVERALL DIMENSIONS			SEAT DIMENSIONS			BACK DIMENSIONS					
			W	D	H	W	D	H	W	H				
			IN 64.5 MM 1638	31 787	30.75 781	64.5 1638	19.5 495	17.5 445	64.5 1638	13.25 337				
			RTA 00		1 per carton									
 <p>Ottoman COM: 1.5 YD 1.37 M Unit weight: 23 LB 10.5 KG Carton weight: 27 LB 12.25 KG Carton volume: 7.5 FT³ 0.21 MT³</p>	<p>Ganging hardware not included.</p> <p>Side(s) can be equipped with ganging brackets, model 7892. Does not gang to seating units.</p>	7879	-	-	-	-	562	633	703	765	841	913	1011	1149
			OVERALL DIMENSIONS			SEAT DIMENSIONS			BACK DIMENSIONS					
			W	D	H	W	D	H	W	H				
			IN 22 MM 559	22 559	17 432	-	-	-	-	-				
			RTA 00		1 per carton									
 <p>End Table - Laminate Top COM: N/A Unit weight: 45 LB 20.5 KG Carton weight: 53 LB 24.04 KG Carton volume: 6 FT³ 0.16 MT³</p>	<p>List price</p>	7885	715											
			OVERALL DIMENSIONS			SEAT DIMENSIONS			BACK DIMENSIONS					
			W	D	H	W	D	H	W	H				
			IN 20 MM 508	24 610	20 508	-	-	-	-	-				
			RTA 00		1 per carton									
 <p>End Table - Glass Top COM: N/A Unit weight: 52 LB 23.6 KG Carton weight: 60 LB 27.22 KG Carton volume: 6 FT³ 0.16 MT³</p>	<p>List price</p>	7886	934											
			OVERALL DIMENSIONS			SEAT DIMENSIONS			BACK DIMENSIONS					
			W	D	H	W	D	H	W	H				
			IN 20 MM 508	24 610	20 508	-	-	-	-	-				
			RTA 1		1 per carton									
 <p>Coffee Table Rectangular - Laminate top COM: N/A Unit weight: 50 LB 22.7 KG Carton weight: 60 LB 27.22 KG Carton volume: 6.5 FT³ 0.18 MT³</p>	<p>List price</p>	7887	747											
			OVERALL DIMENSIONS			SEAT DIMENSIONS			BACK DIMENSIONS					
			W	D	H	W	D	H	W	H				
			IN 40 MM 1016	20 508	15 381	-	-	-	-	-				
			RTA 1		1 per carton									
 <p>Coffee Table Rectangular - Glass Top COM: N/A Unit weight: 65 LB 29.5 KG Carton weight: 75 LB 34.02 KG Carton volume: 6.5 FT³ 0.18 MT³</p>	<p>List price</p>	7888	1079											
			OVERALL DIMENSIONS			SEAT DIMENSIONS			BACK DIMENSIONS					
			W	D	H	W	D	H	W	H				
			IN 40 MM 1016	20 508	15 381	-	-	-	-	-				
			RTA 1		1 per carton									

DESCRIPTION	FEATURES	MODEL#	STANDARD TEXTILE GRADES											
 <p>Coffee Table Square COM: N/A Unit weight: 80 LB 36.4 KG Carton weight: 90 LB 40.82 KG Carton volume: 8.75 FT³ 0.24 MT³</p>		7889	List price											
			Glass top											
			OVERALL DIMENSIONS W D H			SEAT DIMENSIONS W D H			BACK DIMENSIONS W H					
IN 33 33 15 MM 838 838 381			-			-			-			-		
RTA 1			1 per carton											
 <p>Lounge Chair - One Arm COM: 4 YD 3.66 M Unit weight: 55 LB 25 KG Carton weight: 65 LB 29.48 KG Carton volume: 21 FT³ 0.59 MT³</p>	 <p>7901L 7901R</p> <p>Ganging hardware not included. Armless side can be equipped with ganging brackets, model 7892.</p>	7901L 7901R	1 2 3 4 5 6 7 8 9 10 11 12											
			OVERALL DIMENSIONS W D H			SEAT DIMENSIONS W D H			BACK DIMENSIONS W H					
			IN 26 31 30 MM 660 787 762			22 19.5 17.5 559 495 445			22 12.5 559 318					
RTA 00			1 per carton											
 <p>Two Seat Sofa - One Arm COM: 5.25 YD 4.8 M Unit weight: 95 LB 43.2 KG Carton weight: 107 LB 48.53 KG Carton volume: 36 FT³ 1.01 MT³</p>	 <p>7890L 7890R</p> <p>Ganging hardware not included. Armless side can be equipped with ganging brackets, model 7892.</p>	7890L 7890R	1 2 3 4 5 6 7 8 9 10 11 12											
			OVERALL DIMENSIONS W D H			SEAT DIMENSIONS W D H			BACK DIMENSIONS W H					
			IN 47.25 31 30.75 MM 1200 787 781			43.25 19.5 17.5 1099 495 445			43.25 13.25 1099 337					
RTA 00			1 per carton											
 <p>Three Seat Sofa - One Arm COM: 7.25 YD 6.63 M Unit weight: 124 LB 56.4 KG Carton weight: 138 LB 62.6 KG Carton volume: 50.25 FT³ 1.42 MT³</p>	 <p>7891L 7891R</p> <p>Ganging hardware not included. Armless side can be equipped with ganging brackets, model 7892.</p>	7891L 7891R	1 2 3 4 5 6 7 8 9 10 11 12											
			OVERALL DIMENSIONS W D H			SEAT DIMENSIONS W D H			BACK DIMENSIONS W H					
			IN 68.5 31 30.75 MM 1740 787 781			64.5 19.5 17.5 1638 495 445			64.5 13.25 1638 337					
RTA 00			1 per carton											
 <p>Two Seat Bench COM: 2.25 YD 2.06 M Unit weight: 36 LB 16.4 KG Carton weight: 42 LB 19.05 KG Carton volume: 11.5 FT³ 0.32 MT³</p>	<p>Ganging hardware not included. Side(s) can be equipped with ganging brackets, model 7892. Does not gang to seating units.</p>	7893	1 2 3 4 5 6 7 8 9 10 11 12											
			OVERALL DIMENSIONS W D H			SEAT DIMENSIONS W D H			BACK DIMENSIONS W H					
			IN 43 21.5 17 MM 1092 546 432			-			-			-		
RTA 00			1 per carton											
 <p>Three Seat Bench COM: 3.75 YD 3.43 M Unit weight: 54 LB 24.5 KG Carton weight: 62 LB 28.12 KG Carton volume: 16.75 FT³ 0.47 MT³</p>	<p>Ganging hardware not included. Side(s) can be equipped with ganging brackets, model 7892. Does not gang to seating units.</p>	7894	1 2 3 4 5 6 7 8 9 10 11 12											
			OVERALL DIMENSIONS W D H			SEAT DIMENSIONS W D H			BACK DIMENSIONS W H					
			IN 64.5 21.5 17 MM 1638 546 432			-			-			-		
RTA 00			1 per carton											

CITISQUARE



model S7875LT



Sample Layout A - Models shown: S7875FUC and S7911



Sample Layout B - Models shown: S7890RFUC, S7862FUC (2), S7897FUC, S7890LFUC and S7912.

STANDARD FEATURES

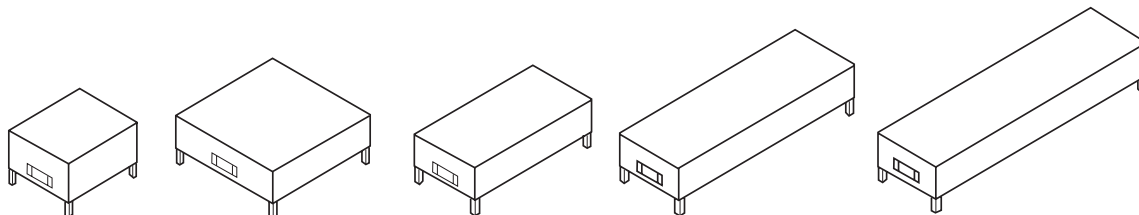
- Fully upholstered lounge series with a complete range of sectional components for all applications. Proportions are compact, 31" deep, work well in public spaces.
- All models have fixed, non-removable cushions.
- Arm height on all models is 25".
- Casters are not available on this series.
- Citi Square seat and table legs are 5" high, single-piece welded frames.
- Citi Square tables are made with high pressure laminate.
- Tablets are made from thermally fused laminate, 0.75" thick. Tablet arms measure 12"D x 16.5"W. Available right hand seated (RT), left hand seated (LT) or both right and left hand (LRT).
- Laminate tables and tablets are offered in the following finishes: Absolute Acajou (ACJ), Asian Night (ASN), Avant Cherry (AWC), Avant Honey (AWH), Black (BLK), Blizzard (BZD), Brushed Cobalt (BRC), Clear Maple (CMB), Custom Grey (CGY), Dark Espresso (DES), Designer White (DWT), Fashionista (FAS), First Class (FCL), Noce Biondo (NBL), Noce Grigio (NGL), Noce Leggero (NEL), Noce Medio (NML), Quartered Mahogany (QTM), Sheer Beauty (SBY), Stonedust (SDT), Storm Grey (SOG), Walnut Heights (WHE), White Chocolate (WHC) and Winter Cherry (WCR). Please specify. Custom high pressure laminate finishes will be considered upon request.
- Ganging brackets (#7892) are sold separately. Ganging brackets are to be used on armless seating if interconnection to another armless seating unit is required. Bench and ottomans only gang to other benches/ottomans, cannot gang with seating units. Brackets come with a template for installation.
- Upholstery options: fabric, vinyl or leather. Vinyl and leather models may feature stitch detail across the seat and/or back cushions, if applicable.

OPTIONAL FEATURES

- For highly resilient, high density Ultracell foam on seat, please specify (UC) after the model number. One seater add \$99. Two seater add \$197. Three seater add \$295. Four seater add \$395.
- For leg frame finish options, please see page 379. Upcharges apply for plated finishes:
 - (CHM) Chrome. Add \$131.
 - (BCH) Brushed Chrome. Add \$246 for corner units. Add \$177 for single seat units. Add \$220 for two seat units. Add \$270 for three seat units. Add \$320 for four seat units.
 - (SBR) Satin Brass. Add \$377 for corner units. Add \$281 for single seat units. Add \$381 for two seat units. Add \$481 for three seat units. Add \$581 for four seat units.
 - (ACO) Antique Copper. Add \$377 for corner units. Add \$281 for single seat units. Add \$381 for two seat units. Add \$481 for three seat units. Add \$581 for four seat units.
- For leg frame finish options on occasional tables, please see page 379. Upcharges apply for plated finishes (see models for upcharges).
- Power/USB units are available in tables. Each unit includes two power outlets and two double USB terminals and is equipped with a 6' long three-prong power cord. The power units are available in Jet Black (J1) or White (W1). Add \$729 per unit. Please see electrical placement below for predetermined locations.
- If you would like fabric/vinyl on the shell of a chair with leather seat + back cushions, please submit a multi fabric form (multi fabric grade will apply). Please note: the reverse is not available (leather on the shell of the chair with fabric/vinyl seat + back cushions).

ELECTRICAL PLACEMENT

Coffee/End Tables: Predetermined location is on the end/side of the unit J1 (Black) or W1 (White).



DESCRIPTION

FEATURES

MODEL #

STANDARD TEXTILE GRADES

List price

7892 17



Ganging Bracket Kit

COM: N/A

Unit weight: 0.25 LB | 0.1 KG

Carton weight: 0.25 LB | 0.11 KG

Carton volume: 0.01 FT³ | 0.0003 M³

Kit includes 2 brackets, 4 screws and a template. Only one set is needed per unit.

OVERALL DIMENSIONS

	W	D	H
IN	0.5	3.87	2
MM	13	98	51

SEAT DIMENSIONS








	W	D	H
	-	-	-
	-	-	-



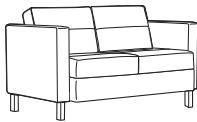
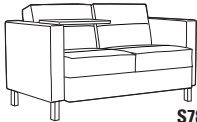
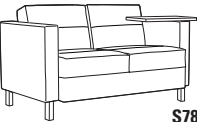
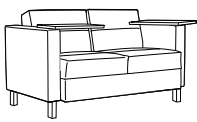

BACK DIMENSIONS



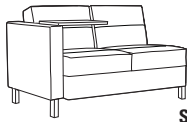


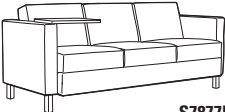
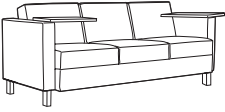
	W	H
	-	-
	-	-

RTA 00




DESCRIPTION	FEATURES	MODEL#	STANDARD TEXTILE GRADES											
			1	2	3	4	5	6	7	8	9	10	11	12
 <p>Linking Corner Unit COM: 6.25 YD 5.72 M Unit weight: 65 LB 29.5 KG Carton weight: 75 LB 34.02 KG Carton volume: 30.25 FT³ 0.85 MT³</p>	<p>Ganging hardware not included.</p> <p>Armless side(s) can be equipped with ganging brackets, model 7892.</p>	S7862	-	-	-	-	1792	2086	2380	2636	2955	3255	3661	4236
			OVERALL DIMENSIONS			SEAT DIMENSIONS			BACK DIMENSIONS					
			W	D	H	W	D	H	W	H				
			IN 37	37	31	26	26	17.5	26	13.5				
			MM 940	940	787	660	660	445	660	343				
		RTA 00	1 per carton											
 <p>Single Seat w/Arms COM: 4.5 YD 4.11 M Unit weight: 71 LB 32.3 KG Carton weight: 81 LB 36.74 KG Carton volume: 21 FT³ 0.59 MT³</p>	<p>Freestanding unit only.</p>	S7875	-	-	-	-	1265	1477	1688	1873	2102	2318	2611	3025
			OVERALL DIMENSIONS			SEAT DIMENSIONS			BACK DIMENSIONS					
			W	D	H	W	D	H	W	H				
			IN 30	31	30	22	19.5	17.5	22	12.5				
			MM 762	787	762	559	495	445	559	318				
		RTA 00	1 per carton											
 <p>Single Seat w/Arms & Laminate Tablet COM: 4.5 YD 4.11 M Unit weight: 79 LB 35.9 KG Carton weight: 89 LB 40.37 KG Carton volume: 22.5 FT³ 0.63 MT³</p>	 <p>Single Seat w/Arms & Laminate Tablet</p>	S7875LT	-	-	-	-	1676	1888	2099	2284	2513	2729	3022	3436
			OVERALL DIMENSIONS			SEAT DIMENSIONS			BACK DIMENSIONS					
			W	D	H	W	D	H	W	H				
			IN 31.5	33.5	30	22	19.5	17.5	22	12.5				
			MM 800	851	762	559	495	445	559	318				
		RTA 00	1 per carton											
 <p>Armless Single Seat COM: 3 YD 2.74 M Unit weight: 39 LB 17.7 KG Carton weight: 45 LB 20.41 KG Carton volume: 15.5 FT³ 0.43 MT³</p>	<p>Ganging hardware not included.</p> <p>Armless side(s) can be equipped with ganging brackets, model 7892.</p>	S7895	-	-	-	-	1265	1406	1547	1670	1823	1967	2162	2438
			OVERALL DIMENSIONS			SEAT DIMENSIONS			BACK DIMENSIONS					
			W	D	H	W	D	H	W	H				
			IN 22	31	30.75	22	18.5	17.5	22	12.5				
			MM 559	787	781	559	470	445	559	318				
		RTA 00	1 per carton											
 <p>Single Seat w/One Arm COM: 4 YD 3.66 M Unit weight: 55 LB 25 KG Carton weight: 65 LB 29.48 KG Carton volume: 21 FT³ 0.59 MT³</p>	 <p>Single Seat w/One Arm</p>	S7901L	-	-	-	-	1265	1453	1641	1805	2009	2201	2461	2829
			OVERALL DIMENSIONS			SEAT DIMENSIONS			BACK DIMENSIONS					
			W	D	H	W	D	H	W	H				
			IN 26	31	30.75	22	19.5	17.5	22	12.5				
			MM 660	787	781	559	495	445	559	318				
		RTA 00	1 per carton											

DESCRIPTION	FEATURES	MODEL#	STANDARD TEXTILE GRADES														
			1	2	3	4	5	6	7	8	9	10	11	12			
 <p>S7901RRT</p> <p>Single Seat w/One Arm & Laminate Tablet COM: 4 YD 3.66 M Unit weight: 63 LB 28.6 KG Carton weight: 73 LB 33.11 KG Carton volume: 22.5 FT³ 0.63 MT³</p>	 <p>S7901LLT</p> <p>Ganging hardware not included. Armless side(s) can be equipped with ganging brackets, model 7892.</p>	<p>S7901LLT S7901RRT</p>	1	2	3	4	5	6	7	8	9	10	11	12			
			-	-	-	-	1676	1864	2052	2216	2420	2612	2872	3240			
			OVERALL DIMENSIONS			SEAT DIMENSIONS			BACK DIMENSIONS								
			W	D	H	W	D	H	W	H							
IN 27.5	31	30.75	22	19.5	17.5	22	12.5										
MM 699	787	781	559	495	445	559	318										
			<p>RTA 00 1 per carton</p>														
 <p>Two Seater w/Arms COM: 6.25 YD 5.72 M Unit weight: 110 LB 50 KG Carton weight: 122 LB 55.34 KG Carton volume: 36 FT³ 1.01 MT³</p>	<p>Freestanding unit only.</p>	<p>S7876</p>	1	2	3	4	5	6	7	8	9	10	11	12			
			-	-	-	-	1792	2086	2380	2636	2955	3255	3661	4236			
			OVERALL DIMENSIONS			SEAT DIMENSIONS			BACK DIMENSIONS								
			W	D	H	W	D	H	W	H							
IN 51.25	31	30	43.25	19.5	17.5	43.25	12.5										
MM 1302	787	762	1099	495	445	1099	318										
			<p>RTA 00 1 per carton</p>														
 <p>S7876RT</p> <p>Two Seater w/Arms & Laminate Tablet COM: 6.25 YD 5.72 M Unit weight: 118 LB 53.6 KG Carton weight: 130 LB 58.97 KG Carton volume: 41.25 FT³ 1.16 MT³</p>	 <p>S7876LT</p> <p>Freestanding unit only.</p>	<p>S7876LT S7876RT</p>	1	2	3	4	5	6	7	8	9	10	11	12			
			-	-	-	-	2202	2496	2790	3046	3365	3665	4071	4646			
			OVERALL DIMENSIONS			SEAT DIMENSIONS			BACK DIMENSIONS								
			W	D	H	W	D	H	W	H							
IN 52.75	33.5	30	43.25	19.5	17.5	43.25	12.5										
MM 1340	851	762	1099	495	445	1099	318										
			<p>RTA 00 1 per carton</p>														
 <p>Two Seater w/Arms & Laminate Tablets COM: 6.25 YD 5.72 M Unit weight: 126 LB 57.3 KG Carton weight: 138 LB 62.6 KG Carton volume: 41.25 FT³ 1.16 MT³</p>	<p>Freestanding unit only.</p> <p>Left and right tablets.</p>	<p>S7876LRT</p>	1	2	3	4	5	6	7	8	9	10	11	12			
			-	-	-	-	2614	2908	3202	3458	3777	4077	4483	5058			
			OVERALL DIMENSIONS			SEAT DIMENSIONS			BACK DIMENSIONS								
			W	D	H	W	D	H	W	H							
IN 54.25	33.5	30	43.25	19.5	17.5	43.25	12.5										
MM 1378	851	762	1099	495	445	1099	318										
			<p>RTA 00 1 per carton</p>														
 <p>Armless Two Seater COM: 5 YD 4.57 M Unit weight: 78 LB 35.5 KG Carton weight: 90 LB 40.82 KG Carton volume: 36 FT³ 1.01 MT³</p>	<p>Ganging hardware not included.</p> <p>Armless side(s) can be equipped with ganging brackets, model 7892.</p>	<p>S7896</p>	1	2	3	4	5	6	7	8	9	10	11	12			
			-	-	-	-	1792	2027	2262	2467	2722	2962	3287	3747			
			OVERALL DIMENSIONS			SEAT DIMENSIONS			BACK DIMENSIONS								
			W	D	H	W	D	H	W	H							
IN 43.25	31	30.75	43.25	19.5	17.5	43.25	13.25										
MM 1099	787	781	1099	495	445	1099	337										
			<p>RTA 00 1 per carton</p>														

DESCRIPTION	FEATURES	MODEL#	STANDARD TEXTILE GRADES																													
			1	2	3	4	5	6	7	8	9	10	11	12																		
 <p>S7890L</p> <p>Two Seater w/One Arm COM: 5.25 YD 4.8 M Unit weight: 94 LB 42.7 KG Carton weight: 106 LB 48.08 KG Carton volume: 36 FT³ 1.01 MT³</p>	 <p>S7890L</p> <p>Ganging hardware not included. Armless side can be equipped with ganging brackets, model 7892.</p>	S7890L	-	-	-	-	1792	2039	2286	2501	2769	3021	3362	3845																		
		<table border="1"> <thead> <tr> <th colspan="3">OVERALL DIMENSIONS</th> <th colspan="3">SEAT DIMENSIONS</th> <th colspan="2">BACK DIMENSIONS</th> </tr> <tr> <th>W</th><th>D</th><th>H</th> <th>W</th><th>D</th><th>H</th> <th>W</th><th>H</th> </tr> </thead> <tbody> <tr> <td>IN 47.25</td><td>31</td><td>30.75</td> <td>43.25</td><td>19.5</td><td>17.5</td> <td>43.25</td><td>13.25</td> </tr> <tr> <td>MM 1200</td><td>787</td><td>781</td> <td>1099</td><td>495</td><td>445</td> <td>1099</td><td>337</td> </tr> </tbody> </table> <p>RTA 00 1 per carton</p>	OVERALL DIMENSIONS			SEAT DIMENSIONS			BACK DIMENSIONS		W	D	H	W	D	H	W	H	IN 47.25	31	30.75	43.25	19.5	17.5	43.25	13.25	MM 1200	787	781	1099	495	445
OVERALL DIMENSIONS			SEAT DIMENSIONS			BACK DIMENSIONS																										
W	D	H	W	D	H	W	H																									
IN 47.25	31	30.75	43.25	19.5	17.5	43.25	13.25																									
MM 1200	787	781	1099	495	445	1099	337																									
 <p>S7890LLT</p> <p>Two Seater w/One Arm and Laminate Tablet COM: 5.25 YD 4.8 M Unit weight: 102 LB 46.4 KG Carton weight: 114 LB 51.71 KG Carton volume: 41.25 FT³ 1.16 MT³</p>	 <p>S7890LLT</p> <p>Ganging hardware not included. Armless side(s) can be equipped with ganging brackets, model 7892.</p>	S7890LLT	-	-	-	-	2202	2449	2696	2911	3179	3431	3772	4255																		
		<table border="1"> <thead> <tr> <th colspan="3">OVERALL DIMENSIONS</th> <th colspan="3">SEAT DIMENSIONS</th> <th colspan="2">BACK DIMENSIONS</th> </tr> <tr> <th>W</th><th>D</th><th>H</th> <th>W</th><th>D</th><th>H</th> <th>W</th><th>H</th> </tr> </thead> <tbody> <tr> <td>IN 48.75</td><td>33.5</td><td>30.75</td> <td>43.25</td><td>19.5</td><td>17.5</td> <td>43.25</td><td>13.25</td> </tr> <tr> <td>MM 1238</td><td>851</td><td>781</td> <td>1099</td><td>495</td><td>445</td> <td>1099</td><td>337</td> </tr> </tbody> </table> <p>RTA 00 1 per carton</p>	OVERALL DIMENSIONS			SEAT DIMENSIONS			BACK DIMENSIONS		W	D	H	W	D	H	W	H	IN 48.75	33.5	30.75	43.25	19.5	17.5	43.25	13.25	MM 1238	851	781	1099	495	445
OVERALL DIMENSIONS			SEAT DIMENSIONS			BACK DIMENSIONS																										
W	D	H	W	D	H	W	H																									
IN 48.75	33.5	30.75	43.25	19.5	17.5	43.25	13.25																									
MM 1238	851	781	1099	495	445	1099	337																									
 <p>S7877</p> <p>Three Seater w/Arms COM: 8.75 YD 8 M Unit weight: 149 LB 67.7 KG Carton weight: 163 LB 73.94 KG Carton volume: 50.25 FT³ 1.42 MT³</p>	<p>Freestanding unit only.</p>	S7877	-	-	-	-	2316	2727	3139	3497	3944	4364	4932	5737																		
		<table border="1"> <thead> <tr> <th colspan="3">OVERALL DIMENSIONS</th> <th colspan="3">SEAT DIMENSIONS</th> <th colspan="2">BACK DIMENSIONS</th> </tr> <tr> <th>W</th><th>D</th><th>H</th> <th>W</th><th>D</th><th>H</th> <th>W</th><th>H</th> </tr> </thead> <tbody> <tr> <td>IN 72.5</td><td>31</td><td>30</td> <td>64.5</td><td>19.5</td><td>17.5</td> <td>64.5</td><td>12.5</td> </tr> <tr> <td>MM 1842</td><td>787</td><td>762</td> <td>1638</td><td>495</td><td>445</td> <td>1638</td><td>318</td> </tr> </tbody> </table> <p>RTA 00 1 per carton</p>	OVERALL DIMENSIONS			SEAT DIMENSIONS			BACK DIMENSIONS		W	D	H	W	D	H	W	H	IN 72.5	31	30	64.5	19.5	17.5	64.5	12.5	MM 1842	787	762	1638	495	445
OVERALL DIMENSIONS			SEAT DIMENSIONS			BACK DIMENSIONS																										
W	D	H	W	D	H	W	H																									
IN 72.5	31	30	64.5	19.5	17.5	64.5	12.5																									
MM 1842	787	762	1638	495	445	1638	318																									
 <p>S7877LT</p> <p>Three Seater w/Arms and Laminate Tablet COM: 8.75 YD 8 M Unit weight: 157 LB 71.4 KG Carton weight: 171 LB 77.56 KG Carton volume: 55.5 FT³ 1.57 MT³</p>	<p>Freestanding unit only.</p>	S7877LT	-	-	-	-	2727	3138	3550	3908	4355	4775	5343	6148																		
		<table border="1"> <thead> <tr> <th colspan="3">OVERALL DIMENSIONS</th> <th colspan="3">SEAT DIMENSIONS</th> <th colspan="2">BACK DIMENSIONS</th> </tr> <tr> <th>W</th><th>D</th><th>H</th> <th>W</th><th>D</th><th>H</th> <th>W</th><th>H</th> </tr> </thead> <tbody> <tr> <td>IN 74</td><td>33.5</td><td>30</td> <td>64.5</td><td>19.5</td><td>17.5</td> <td>64.5</td><td>12.5</td> </tr> <tr> <td>MM 1880</td><td>851</td><td>762</td> <td>1638</td><td>495</td><td>445</td> <td>1638</td><td>318</td> </tr> </tbody> </table> <p>RTA 00 1 per carton</p>	OVERALL DIMENSIONS			SEAT DIMENSIONS			BACK DIMENSIONS		W	D	H	W	D	H	W	H	IN 74	33.5	30	64.5	19.5	17.5	64.5	12.5	MM 1880	851	762	1638	495	445
OVERALL DIMENSIONS			SEAT DIMENSIONS			BACK DIMENSIONS																										
W	D	H	W	D	H	W	H																									
IN 74	33.5	30	64.5	19.5	17.5	64.5	12.5																									
MM 1880	851	762	1638	495	445	1638	318																									
 <p>S7877LRT</p> <p>Three Seater w/Arms and Laminate Tablets COM: 8.75 YD 8 M Unit weight: 165 LB 75 KG Carton weight: 179 LB 81.19 KG Carton volume: 55.5 FT³ 1.57 MT³</p>	<p>Freestanding unit only. Left and right tablets.</p>	S7877LRT	-	-	-	-	3138	3549	3961	4319	4766	5186	5754	6559																		
		<table border="1"> <thead> <tr> <th colspan="3">OVERALL DIMENSIONS</th> <th colspan="3">SEAT DIMENSIONS</th> <th colspan="2">BACK DIMENSIONS</th> </tr> <tr> <th>W</th><th>D</th><th>H</th> <th>W</th><th>D</th><th>H</th> <th>W</th><th>H</th> </tr> </thead> <tbody> <tr> <td>IN 75.5</td><td>33.5</td><td>30</td> <td>64.5</td><td>19.5</td><td>17.5</td> <td>64.5</td><td>12.5</td> </tr> <tr> <td>MM 1918</td><td>851</td><td>762</td> <td>1638</td><td>495</td><td>445</td> <td>1638</td><td>318</td> </tr> </tbody> </table> <p>RTA 00 1 per carton</p>	OVERALL DIMENSIONS			SEAT DIMENSIONS			BACK DIMENSIONS		W	D	H	W	D	H	W	H	IN 75.5	33.5	30	64.5	19.5	17.5	64.5	12.5	MM 1918	851	762	1638	495	445
OVERALL DIMENSIONS			SEAT DIMENSIONS			BACK DIMENSIONS																										
W	D	H	W	D	H	W	H																									
IN 75.5	33.5	30	64.5	19.5	17.5	64.5	12.5																									
MM 1918	851	762	1638	495	445	1638	318																									

DESCRIPTION	FEATURES	MODEL#	STANDARD TEXTILE GRADES											
			1	2	3	4	5	6	7	8	9	10	11	12



Armless Three Seater

COM: 8.25 YD | 7.54 M
 Unit weight: 117 LB | 53.2 KG
 Carton weight: 131 LB | 59.42 KG
 Carton volume: 50.25 FT³ | 1.42 MT³


Ganging hardware not included.
 Armless side(s) can be equipped with ganging brackets, model 7892.

S7897	-	-	-	-	2316	2704	3092	3430	3851	4247	4783	5542
--------------	---	---	---	---	------	------	------	------	------	------	------	------


OVERALL DIMENSIONS			SEAT DIMENSIONS			BACK DIMENSIONS	
W	D	H	W	D	H	W	H

IN	64.5	31	30.75	64.5	19.5	17.5	64.5	13.25
MM	1638	787	781	1638	495	445	1638	337

RTA 00 1 per carton



S7891R



S7891L

Three Seater w/One Arm

COM: 7.25 YD | 6.63 M
 Unit weight: 133 LB | 60.5 KG
 Carton weight: 147 LB | 66.68 KG
 Carton volume: 50.25 FT³ | 1.42 MT³

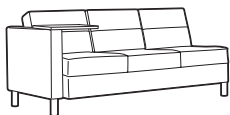
Ganging hardware not included.
 Armless side can be equipped with ganging brackets, model 7892.

S7891L	-	-	-	-	2316	2657	2998	3295	3665	4013	4484	5151
S7891R												

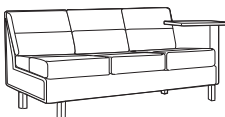
OVERALL DIMENSIONS			SEAT DIMENSIONS			BACK DIMENSIONS	
W	D	H	W	D	H	W	H

IN	68.5	31	30.75	64.5	19.5	17.5	64.5	13.25
MM	1740	787	781	1638	495	445	1638	337

RTA 00 1 per carton



S7891RRT



S7891LLT

Three Seater w/One Arm and Laminate Tablet

COM: 7.25 YD | 6.63 M
 Unit weight: 141 LB | 64.1 KG
 Carton weight: 155 LB | 70.31 KG
 Carton volume: 55.5 FT³ | 1.57 MT³

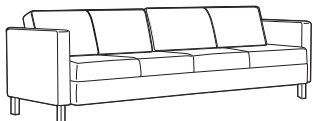
Ganging hardware not included.
 Armless side(s) can be equipped with ganging brackets, model 7892.

S7891LLT	-	-	-	-	2727	3068	3409	3706	4076	4424	4895	5562
S7891RRT												

OVERALL DIMENSIONS			SEAT DIMENSIONS			BACK DIMENSIONS	
W	D	H	W	D	H	W	H

IN	70	31	30.75	64.5	19.5	17.5	64.5	13.25
MM	1778	787	781	1638	495	445	1638	337

RTA 00 1 per carton



Four Seater w/Arms

COM: 10.25 YD | 9.37 M
 Unit weight: 188 LB | 85.5 KG
 Carton weight: 204 LB | 92.53 KG
 Carton volume: 69 FT³ | 1.95 MT³

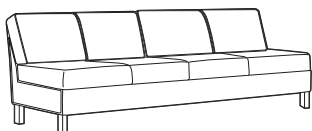
Freestanding unit only.

S7884	-	-	-	-	3293	3775	4257	4677	5200	5692	6358	7301
--------------	---	---	---	---	------	------	------	------	------	------	------	------

OVERALL DIMENSIONS			SEAT DIMENSIONS			BACK DIMENSIONS	
W	D	H	W	D	H	W	H

IN	93.5	31	30	85.5	19.5	17.5	85.5	12.5
MM	2375	787	762	2172	495	445	2172	318

RTA 00 1 per carton



Armless Four Seater

COM: 8.75 YD | 8 M
 Unit weight: 156 LB | 70.9 KG
 Carton weight: 172 LB | 78.02 KG
 Carton volume: 61.5 FT³ | 1.74 MT³

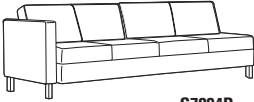
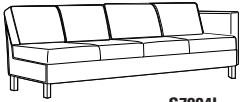
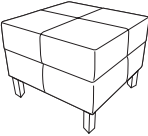
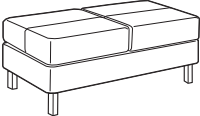
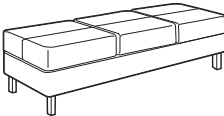
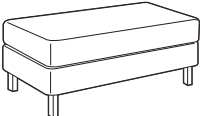
Ganging hardware not included.
 Armless side(s) can be equipped with ganging brackets, model 7892.

S7884NA	-	-	-	-	3293	3704	4116	4474	4921	5341	5909	6714
----------------	---	---	---	---	------	------	------	------	------	------	------	------

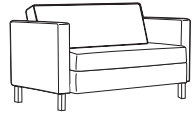
OVERALL DIMENSIONS			SEAT DIMENSIONS			BACK DIMENSIONS	
W	D	H	W	D	H	W	H

IN	85.5	31	30.75	85.5	19.5	17.5	85.5	12.5
MM	2172	787	781	2172	495	445	2172	318

RTA 00 1 per carton

DESCRIPTION	FEATURES	MODEL#	STANDARD TEXTILE GRADES												
			1	2	3	4	5	6	7	8	9	10	11	12	
 <p>S7884R</p> <p>Four Seater w/One Arm COM: 9.5 YD 8.69 M Unit weight: 172 LB 78.2 KG Carton weight: 188 LB 85.28 KG Carton volume: 69 FT³ 1.95 MT³</p>	 <p>S7884L</p> <p>Ganging hardware not included. Armless side can be equipped with ganging brackets, model 7892.</p>	S7884L S7884R	-	-	-	-	3293	3740	4186	4576	5060	5516	6134	7008	
			OVERALL DIMENSIONS W D H			SEAT DIMENSIONS W D H			BACK DIMENSIONS W H						
			IN 89.5	31	30.75	85.8	19.5	17.5	85.8	12.5					
			MM 2273	787	781	2179	495	445	2179	318					
			RTA 00	1 per carton											
 <p>S7879</p> <p>Square Ottoman COM: 1.5 YD 1.37 M Unit weight: 23 LB 10.5 KG Carton weight: 27 LB 12.25 KG Carton volume: 7.5 FT³ 0.21 MT³</p>	<p>Ganging hardware not included. Side(s) can be equipped with ganging brackets, model 7892. Does not gang to seating units.</p>	S7879	-	-	-	-	704	775	845	907	983	1055	1153	1291	
			OVERALL DIMENSIONS W D H			SEAT DIMENSIONS W D H			BACK DIMENSIONS W H						
			IN 22	22	17	-	-	-	-	-					
			MM 559	559	432	-	-	-	-	-					
			RTA 00	1 per carton											
				courier											
 <p>S7893</p> <p>Two Seater Bench COM: 2.25 YD 2.06 M Unit weight: 36 LB 16.4 KG Carton weight: 42 LB 19.05 KG Carton volume: 11.5 FT³ 0.32 MT³</p>	<p>Ganging hardware not included. Side(s) can be equipped with ganging brackets, model 7892. Does not gang to seating units.</p>	S7893	-	-	-	-	1037	1143	1249	1341	1456	1564	1710	1917	
			OVERALL DIMENSIONS W D H			SEAT DIMENSIONS W D H			BACK DIMENSIONS W H						
			IN 43	21.5	17	-	-	-	-	-					
			MM 1092	546	432	-	-	-	-	-					
			RTA 00	1 per carton											
 <p>S7894</p> <p>Three Seater Bench COM: 3.75 YD 3.43 M Unit weight: 54 LB 24.5 KG Carton weight: 62 LB 28.12 KG Carton volume: 16.75 FT³ 0.47 MT³</p>	<p>Ganging hardware not included. Side(s) can be equipped with ganging brackets, model 7892. Does not gang to seating units.</p>	S7894	-	-	-	-	1473	1649	1826	1979	2171	2351	2594	2939	
			OVERALL DIMENSIONS W D H			SEAT DIMENSIONS W D H			BACK DIMENSIONS W H						
			IN 64.5	21.5	17	-	-	-	-	-					
			MM 1638	546	432	-	-	-	-	-					
			RTA 00	1 per carton											
 <p>S7905</p> <p>Two Seater Bench - Single Cushion COM: 2.25 YD 2.06 M Unit weight: 36 LB 16.4 KG Carton weight: 42 LB 19.05 KG Carton volume: 11.5 FT³ 0.32 MT³</p>	<p>Ganging hardware not included. Side(s) can be equipped with ganging brackets, model 7892. Does not gang to seating units.</p>	S7905	-	-	-	-	1037	1143	1249	1341	1456	1564	1710	1917	
			OVERALL DIMENSIONS W D H			SEAT DIMENSIONS W D H			BACK DIMENSIONS W H						
			IN 43	21.5	17	-	-	-	-	-					
			MM 1092	546	432	-	-	-	-	-					
			RTA 00	1 per carton											


DESCRIPTION FEATURES MODEL# STANDARD TEXTILE GRADES




Two Seater w/Arms - Single Cushion
 COM: 6.5 YD | 5.94 M
 Unit weight: 110 LB | 50 KG
 Carton weight: 122 LB | 55.34 KG
 Carton volume: 36 FT³ | 1.01 MT³

Freestanding unit only.

MODEL#	STANDARD TEXTILE GRADES											
	1	2	3	4	5	6	7	8	9	10	11	12
S7902	-	-	-	-	1873	2179	2484	2751	3082	3394	3817	4415
OVERALL DIMENSIONS			SEAT DIMENSIONS			BACK DIMENSIONS						
W	D	H	W	D	H	W	H					
IN 51.25	31	30	43.25	19.5	17.5	43.25	12.5					
MM 1302	787	762	1099	495	445	1099	318					
RTA 00	1 per carton											



S7902R




S7902L

Two Seater w/One Arm - Single Cushion
 COM: 6.5 YD | 5.94 M
 Unit weight: 102 LB | 46.4 KG
 Carton weight: 114 LB | 51.71 KG
 Carton volume: 36 FT³ | 1.01 MT³

Ganging hardware not included.

Armless side can be equipped with ganging brackets, model 7892.

MODEL#	STANDARD TEXTILE GRADES											
	1	2	3	4	5	6	7	8	9	10	11	12
S7902L S7902R	-	-	-	-	1873	2179	2484	2751	3082	3394	3817	4415
OVERALL DIMENSIONS			SEAT DIMENSIONS			BACK DIMENSIONS						
W	D	H	W	D	H	W	H					
IN 47.25	31	30.75	43.25	19.5	17.5	43.25	13.25					
MM 1200	787	781	1099	495	445	1099	337					
RTA 00	1 per carton											



S7902RRT




S7902LLT

Two Seater w/One Arm & Lam. Tablet - Single Cushion
 COM: 5.25 YD | 4.8 M
 Unit weight: 102 LB | 46.4 KG
 Carton weight: 114 LB | 51.71 KG
 Carton volume: 36 FT³ | 1.01 MT³

Ganging hardware not included.

Armless side can be equipped with ganging brackets, model 7892.

MODEL#	STANDARD TEXTILE GRADES											
	1	2	3	4	5	6	7	8	9	10	11	12
S7902LLT S7902RRT	-	-	-	-	2285	2532	2779	2994	3262	3514	3855	4338
OVERALL DIMENSIONS			SEAT DIMENSIONS			BACK DIMENSIONS						
W	D	H	W	D	H	W	H					
IN 48.75	33.5	30.75	43.25	19.5	17.5	43.25	13.25					
MM 1238	851	781	1099	495	445	1099	337					
RTA 00	1 per carton											

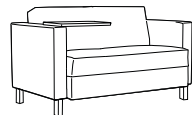


Armless Two Seater - Single Cushion
 COM: 4.5 YD | 4.11 M
 Unit weight: 78 LB | 35.5 KG
 Carton weight: 90 LB | 40.82 KG
 Carton volume: 36 FT³ | 1.01 MT³


Ganging hardware not included.

Armless side(s) can be equipped with ganging brackets, model 7892.

MODEL#	STANDARD TEXTILE GRADES											
	1	2	3	4	5	6	7	8	9	10	11	12
S7902NA	-	-	-	-	1873	2085	2296	2481	2710	2926	3219	3633
OVERALL DIMENSIONS			SEAT DIMENSIONS			BACK DIMENSIONS						
W	D	H	W	D	H	W	H					
IN 43.25	31	30.75	43.25	19.5	17.5	43.25	13.25					
MM 1099	787	781	1099	495	445	1099	337					
RTA 00	1 per carton											



S7902RT


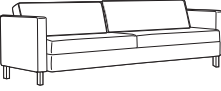
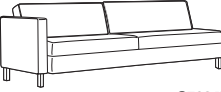
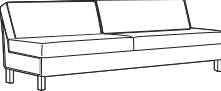
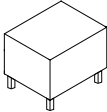


S7902LT

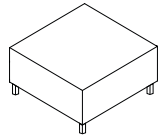
Two Seater w/Arms & Lam. Tablet - Single Cushion
 COM: 6.5 YD | 5.94 M
 Unit weight: 118 LB | 53.6 KG
 Carton weight: 130 LB | 58.97 KG
 Carton volume: 41.25 FT³ | 1.16 MT³

Freestanding unit only.

MODEL#	STANDARD TEXTILE GRADES											
	1	2	3	4	5	6	7	8	9	10	11	12
S7902LT S7902RT	-	-	-	-	2285	2591	2896	3163	3494	3806	4229	4827
OVERALL DIMENSIONS			SEAT DIMENSIONS			BACK DIMENSIONS						
W	D	H	W	D	H	W	H					
IN 52.75	33.5	30	43.25	19.5	17.5	43.25	12.5					
MM 1340	851	762	1099	495	445	1099	318					
RTA 00	1 per carton											

DESCRIPTION	FEATURES	MODEL#	STANDARD TEXTILE GRADES											
			1	2	3	4	5	6	7	8	9	10	11	12
 <p>Two Seater w/Arms & Lam. Tablets - Single Cushion COM: 5.25 YD 4.8 M Unit weight: 115 LB 52.3 KG Carton weight: 127 LB 57.61 KG Carton volume: 41.25 FT³ 1.16 MT³</p>	Freestanding unit only. Left and right tablets.	S7902LRT	-	-	-	-	2694	2941	3188	3403	3671	3923	4264	4747
			OVERALL DIMENSIONS			SEAT DIMENSIONS			BACK DIMENSIONS					
			W	D	H	W	D	H	W	H				
			IN 54.25 MM 1378	33.5 851	30 762	43.25 1099	19.5 495	17.5 445	43.25 1099	12.5 318				
		RTA 00	1 per carton											
 <p>Four Seater w/Arms - Duo Cushion COM: 10.25 YD 9.37 M Unit weight: 188 LB 85.5 KG Carton weight: 204 LB 92.53 KG Carton volume: 69 FT³ 1.95 MT³</p>	Freestanding unit only.	S7904	-	-	-	-	3323	3805	4287	4707	5230	5722	6388	7331
			OVERALL DIMENSIONS			SEAT DIMENSIONS			BACK DIMENSIONS					
			W	D	H	W	D	H	W	H				
			IN 93.5 MM 2375	31 787	30 762	85.5 2172	19.5 495	17.5 445	85.5 2172	12.5 318				
		RTA 00	1 per carton											
 <p>Four Seater w/One Arm - Duo Cushion COM: 9.5 YD 8.69 M Unit weight: 172 LB 78.2 KG Carton weight: 188 LB 85.29 KG Carton volume: 61.5 FT³ 1.74 MT³</p>	Ganging hardware not included. Armless side can be equipped with ganging brackets, model 7892.	S7904R S7904L	-	-	-	-	3323	3770	4216	4606	5090	5546	6164	7038
			OVERALL DIMENSIONS			SEAT DIMENSIONS			BACK DIMENSIONS					
			W	D	H	W	D	H	W	H				
			IN 89.5 MM 2273	31 787	30.75 781	89.5 2273	19.5 495	17.5 445	89.5 2273	12.5 318				
		RTA 00	1 per carton											
 <p>Armless Four Seater - Duo Cushion COM: 8.75 YD 8 M Unit weight: 156 LB 70.9 KG Carton weight: 172 LB 78.02 KG Carton volume: 61.5 FT³ 1.74 MT³</p>	Ganging hardware not included. Armless side(s) can be equipped with ganging brackets, model 7892.	S7904NA	-	-	-	-	3323	3734	4146	4504	4951	5371	5939	6744
			OVERALL DIMENSIONS			SEAT DIMENSIONS			BACK DIMENSIONS					
			W	D	H	W	D	H	W	H				
			IN 85.5 MM 2172	31 787	30.75 781	85.5 2172	19.5 495	17.5 445	85.5 2172	12.5 318				
		RTA 00	1 per carton											
 <p>Cube End Table COM: N/A Unit weight: 41 LB 18.6 KG Carton weight: 51 LB 23.13 KG Carton volume: 5.5 FT³ 0.15 MT³</p>	Leg finish upcharges: Chrome (CHM) - add \$64 Brushed Chrome (BCH) - add \$104 Satin Brass (SBR) - add \$198 Antique Copper (ACO) - add \$198 Freestanding unit only. For power/USB unit please see electrical placement chart.	S7911	List price											
			1208											
			OVERALL DIMENSIONS			SEAT DIMENSIONS			BACK DIMENSIONS					
			W	D	H	W	D	H	W	H				
IN 20 MM 508	24 610	16 406	-	-	-	-	-							
		RTA 00	1 per carton											

DESCRIPTION FEATURES MODEL# STANDARD TEXTILE GRADES



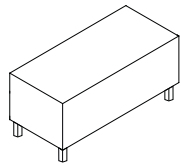
Cube Square Coffee Table
 COM: N/A
 Unit weight: 74 LB | 33.6 KG
 Carton weight: 86 LB | 39.01 KG
 Carton volume: 10.75 FT³ | 0.3 MT³

Leg finish upcharges:
 Chrome (CHM) - add \$46
 Brushed Chrome (BCH) - add \$221
 Satin Brass (SBR) - add \$315
 Antique Copper (ACO) - add \$315

Freestanding unit only.

For power/USB unit please see electrical placement chart.

List price									
S7912		1539							
OVERALL DIMENSIONS			SEAT DIMENSIONS			BACK DIMENSIONS			
W	D	H	W	D	H	W	H		
IN 33	33	14	-	-	-	-	-		
MM 838	838	356	-	-	-	-	-		
		RTA 00 1 per carton							



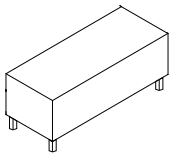
Cube 40" Coffee Table
 COM: N/A
 Unit weight: 56 LB | 25.5 KG
 Carton weight: 66 LB | 29.94 KG
 Carton volume: 8 FT³ | 0.22 MT³

Leg finish upcharges:
 Chrome (CHM) - add \$67
 Brushed Chrome (BCH) - add \$115
 Satin Brass (SBR) - add \$246
 Antique Copper (ACO) - add \$246

Freestanding unit only.

For power/USB unit please see electrical placement chart.

List price									
S7913		1461							
OVERALL DIMENSIONS			SEAT DIMENSIONS			BACK DIMENSIONS			
W	D	H	W	D	H	W	H		
IN 40	20	14	-	-	-	-	-		
MM 1016	508	356	-	-	-	-	-		
		RTA 00 1 per carton							



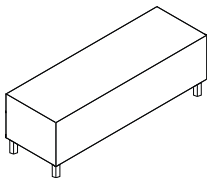
Cube Extended 60" Coffee Table
 COM: N/A
 Unit weight: 81 LB | 36.8 KG
 Carton weight: 93 LB | 42.18 KG
 Carton volume: 12 FT³ | 0.33 MT³

Leg finish upcharges:
 Chrome (CHM) - add \$67
 Brushed Chrome (BCH) - add \$99
 Satin Brass (SBR) - add \$230
 Antique Copper (ACO) - add \$230

Freestanding unit only.

For power/USB unit please see electrical placement chart.

List price									
S7915		1911							
OVERALL DIMENSIONS			SEAT DIMENSIONS			BACK DIMENSIONS			
W	D	H	W	D	H	W	H		
IN 60	20	14	-	-	-	-	-		
MM 1524	508	356	-	-	-	-	-		
		RTA 00 1 per carton							



Cube Extended 72" Coffee Table
 COM: N/A
 Unit weight: 107 LB | 48.53 KG
 Carton weight: 107 LB | 48.53 KG
 Carton volume: 14.25 FT³ | 0.4 MT³

Leg finish upcharges:
 Chrome (CHM) - add \$81
 Brushed Chrome (BCH) - add \$188
 Satin Brass (SBR) - add \$313
 Antique Copper (ACO) - add \$313

Freestanding unit only.

For power/USB unit please see electrical placement chart.

List price									
S7916		1988							
OVERALL DIMENSIONS			SEAT DIMENSIONS			BACK DIMENSIONS			
W	D	H	W	D	H	W	H		
IN 72	20	14	-	-	-	-	-		
MM 1829	508	356	-	-	-	-	-		
		RTA 00 1 per carton							

DRIFT SEATING



model 8034



model 8037



model 8030



model 8052



model 8022



model 8026

Drift Tables



For Drift tables, please see page 266.

EXAMPLE DRIFT SEATING ORDER CODE:

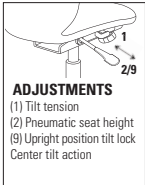
8030P	-S2	-WA50	-SE	-WA50	-R11
Model number	Sealed Seams (back)	Back/arm textile	Sealed seams (seat)	Seat textile	Patch color
-AAM	-NM	-NB			
Base finish	Glide type	Moisture barrier			

Release vinyl for arm and head patches

(R11) White	(R21) Red Barn	(R31) Green
(R12) Chalk	(R22) Brave Red	(R32) Blue
(R13) Stone	(R23) Gypsy Red	(R33) Black
(R14) Taupe	(R24) Cajun	(R34) Cool Grey
(R15) Orange	(R25) Vineyard	(R35) Thunder Grey
(R16) Country	(R26) Olive	(R36) Navy
(R17) Tuscan	(R27) Bonsai	(R37) Dark Chocolate
(R18) Cottage	(R28) Summer's Dream	(R38) Espresso
(R19) Yellow	(R29) Calico	

MECHANISM OPTIONS:

Tilter mechanism (-4)



Ergonomic features:

B, C, S, U

STANDARD FEATURES

- The soft seat, contoured back and arms provide the perfect balance of style and comfort.
- Wood fixed bases are made from beechwood and available in all standard wood finishes.
- Wood fixed and swivel base models are standard with White non-marking polycarbonate glides (see right column for additional glide options).
- Sled bases are standard in paint or plated finishes (see right column for upcharges).
- Sled base models are standard with clear polycarbonate glides (see right column for additional glide options).
- For increased durability on side and lounge chairs, select P and PH suffix models which are available with arm and head patches made from Global's Release vinyl. Please specify color.
- For ease of cleaning on side and lounge chairs, models with F suffix have flip-forward seats (material under seat matches chosen seat textile).
- Sealed seams are available on chair backs and/or seats (with upcharge). For sealed seams on Ottoman, choose model 8026S which is available in sealed seam approved textiles only.
- Moisture barrier can be added to seat cushions only (with upcharge) but cannot be combined with sealed seams.
- Assembled using tamperproof screws and comes shipped fully assembled.
- Upholstery options: fabric, vinyl or leather. Vinyl and leather models may feature stitch detail across the seat and/or back cushions, if applicable.
- Active weight capacity for this series is 300 lbs

SIDE CHAIRS

- Available with six base options: sled, wood fixed, wood four star swivel, Chrome four star swivel, high four star swivel and five star base on casters.
- High four star swivel base is polished aluminum with White non-marking glides (see right column for additional glide options).
- Chairs on casters with five star 360° base swivel, are height adjustable with a 4" seat height range and include a tilting mechanism with upright tilt lock. Carpet and hard floor casters are available (see right column for caster options).

LOUNGE CHAIRS

- Available with four base options: sled, wood fixed, wood four star swivel and Chrome four star swivel.
- Chrome four star swivel models are available with 360° self-centering or swivel option. Base only available in polished Chrome.
- Available in two seat heights: 17" with a classic lounge angle or 18" with a reduced back angle for ease of sitting and standing.

STOOLS

- Counter or bar height stools are available with three base options: sled, wood fixed and metal four star swivel.

OTTOMAN

- Features a weighted bottom to always maintain an upright position and White non-marking glides.

Please add option codes in the following order:

- **Model number**
specify model number
- **Back seams and textile**
(NS) no sealed back seams
(S2) sealed back seams. See model for upcharge. Specify textile code.
- **Seat seams and textile**
(NS) no sealed seat seams
(SE) sealed seat seams. See model for upcharge. Specify textile code.
- **Arm and head patch textile**
(for P and PH suffix models) See bottom left for Release vinyl arm and head patches color chart.
- **Base height** (lounge seating only)
(S17) 17" seat height
(S18) 18" seat height
- **Wood base finish** (wood base models only)

(AAM) Absolute	(NLW) Natural Walnut
(BKM) Black	(ASM) Night
(ACM) Cherry	(NBM) Noce Biondo
(EOM) English Oak	(NGM) Noce Grigio
(ECM) Espresso Cafe	(NEM) Noce Leggero
(TFM) Fruitwood	(NMM) Noce Medio
(HGM) Gray	(SKM) Shaker Cherry
(AHM) Honey	(TWM) Walnut
(TMM) Mahogany	(WTM) WC Cream
(AVM) Maple	(WHM) White
(MWM) Medium Walnut	(WCM) Winter Cherry
- **Frame finish** (sled base models only)
For leg frame finish options, please see page 379. Upcharges apply for the following plated finish:
(CHM) Chrome. Add \$41 for side/lounge. Add \$79 for counter. Add \$79 for bar.
- **Base finish** (five star base side chair only)
(A7) polished aluminum
- **Cylinder selection**
(Chrome swivel lounge models only)
(DSC) swivel cylinder
(DAC) self-centering
- **Glide type** (wood base seating only)
(NM) White non-marking nylon for most surfaces (standard)
(SG) steel cushioned glides for carpeted surfaces. Add \$17.
(RG) non-slip rubber glides for most hard floor surfaces. Add \$22.
(FG) felt glides for most hard floor surfaces. Add \$22.
- **Glide type** (wire sled base seating)
(CG) clear polycarbonate glides for most surfaces (standard)
(XG) no glides
(SG) steel cushioned glides for carpeted surfaces. Add \$19.
(RG) rubber glides for most hard floor surfaces. Add \$19.
(FG) felt glides for most hard floor surfaces. Add \$19.
- **Glide type** (high four star base chairs)
(NM) White polyethylene non-marking for most surfaces (standard)
(FG) felt glides for most hard floor surfaces. Add \$22.
- **Caster type** (five star base chairs)
(DC) 2" casters for carpeted surfaces.
(RC) 2" casters for most hard floor surfaces. Add \$17.
- **Moisture barrier** (not available with sealed seams)
(NB) no moisture barrier.
(MB) moisture barrier (seat only). Add \$81.

DESCRIPTION FEATURES MODEL # STANDARD TEXTILE GRADES



Ottoman
COM: 2 YD | 1.83 M
Unit weight: 25 LB | 11.4 KG
Carton weight: 31 LB | 14.06 KG
Carton volume: 8.5 FT³ | 0.24 MT³

MODEL #	1	2	3	4	5	6	7	8	9	10	11	12
8026	803	867	922	983	1086	1179	1274	1355	1458	1554	1683	1867
8026S	905	969	1024	1085	1188	1281	1376	1457	1560	1656	1785	1969

OVERALL DIMENSIONS			SEAT DIMENSIONS			BACK DIMENSIONS	
W	D	H	W	D	H	W	H
IN 18.5	18.5	18	-	-	-	-	-
MM 470	470	457	-	-	-	-	-

RTA 00 1 per carton



Side Chair w/Sled Base
COM: 2 YD | 1.83 M
Unit weight: 22 LB | 10 KG
Carton weight: 31 LB | 14.06 KG
Carton volume: 13.25 FT³ | 0.37 MT³

	sealed seam upcharges	
	(S2)	(SE)
8023	Add \$33	Add \$25
8023F	Add \$33	Add \$40
8023P	Add \$49	Add \$25
8023PF	Add \$49	Add \$40

MODEL #	1	2	3	4	5	6	7	8	9	10	11	12
8023	1389	1453	1507	1570	1671	1765	1859	1941	2043	2139	2269	2453
8023F	1489	1561	1622	1692	1806	1912	2018	2110	2225	2333	2479	2686
8023P	1409	1473	1527	1590	1691	1785	1879	1961	2063	2159	2289	2473
8023PF	1509	1581	1642	1712	1826	1932	2038	2130	2245	2353	2499	2706

OVERALL DIMENSIONS			SEAT DIMENSIONS			BACK DIMENSIONS	
W	D	H	W	D	H	W	H
IN 24.5	23	31	18	17.5	18	15	13
MM 622	584	787	457	445	457	381	330

RTA 00 1 per carton



Side Chair w/Four-Legged Wood Base
COM: 2 YD | 1.83 M
Unit weight: 24 LB | 10.9 KG
Carton weight: 31 LB | 14.06 KG
Carton volume: 15.75 FT³ | 0.44 MT³

	sealed seam upcharges	
	(S2)	(SE)
8030	Add \$33	Add \$25
8030F	Add \$33	Add \$40
8030P	Add \$49	Add \$25
8030PF	Add \$49	Add \$40

MODEL #	1	2	3	4	5	6	7	8	9	10	11	12
8030	1469	1533	1587	1650	1751	1845	1939	2021	2123	2219	2349	2533
8030F	1569	1641	1702	1772	1886	1992	2098	2190	2305	2413	2559	2766
8030P	1489	1553	1607	1670	1771	1865	1959	2041	2143	2239	2369	2553
8030PF	1589	1661	1722	1792	1906	2012	2118	2210	2325	2433	2579	2786

OVERALL DIMENSIONS			SEAT DIMENSIONS			BACK DIMENSIONS	
W	D	H	W	D	H	W	H
IN 24.5	23	31	18	17.5	18	15	13
MM 622	584	787	457	445	457	381	330

RTA 00 1 per carton







Side Chair w/Wood Swivel Base
COM: 2 YD | 1.83 M
Unit weight: 24 LB | 10.9 KG
Carton weight: 31 LB | 14.06 KG
Carton volume: 15.75 FT³ | 0.44 MT³

	sealed seam upcharges	
	(S2)	(SE)
8031	Add \$33	Add \$25
8031F	Add \$33	Add \$40
8031P	Add \$49	Add \$25
8031PF	Add \$49	Add \$40

MODEL #	1	2	3	4	5	6	7	8	9	10	11	12
8031	1706	1770	1824	1887	1988	2082	2176	2258	2360	2456	2586	2770
8031F	1806	1878	1939	2009	2123	2229	2335	2427	2542	2650	2796	3003
8031P	1726	1790	1844	1907	2008	2102	2196	2278	2380	2476	2606	2790
8031PF	1826	1898	1959	2029	2143	2249	2355	2447	2562	2670	2816	3023

OVERALL DIMENSIONS			SEAT DIMENSIONS			BACK DIMENSIONS	
W	D	H	W	D	H	W	H
IN 24.5	23	31	18	17.5	18	15	13
MM 622	584	787	457	445	457	381	330

RTA 00 1 per carton

DESCRIPTION	FEATURES	MODEL #	STANDARD TEXTILE GRADES																										
			1	2	3	4	5	6	7	8	9	10	11	12															
 <p>Side Chair w/Chrome Swivel Base COM: 2 YD 1.83 M Unit weight: 24 LB 10.9 KG Carton weight: 31 LB 14.06 KG Carton volume: 15.75 FT³ 0.44 MT³</p>	sealed seam upcharges <table border="1"> <thead> <tr> <th></th> <th>(S2)</th> <th>(SE)</th> </tr> </thead> <tbody> <tr> <td>8032</td> <td>Add \$33</td> <td>Add \$25</td> </tr> <tr> <td>8032F</td> <td>Add \$33</td> <td>Add \$40</td> </tr> <tr> <td>8032P</td> <td>Add \$49</td> <td>Add \$25</td> </tr> <tr> <td>8032PF</td> <td>Add \$49</td> <td>Add \$40</td> </tr> </tbody> </table>		(S2)	(SE)	8032	Add \$33	Add \$25	8032F	Add \$33	Add \$40	8032P	Add \$49	Add \$25	8032PF	Add \$49	Add \$40	8032	1748	1812	1866	1929	2030	2124	2218	2300	2402	2498	2628	2812
			(S2)	(SE)																									
		8032	Add \$33	Add \$25																									
		8032F	Add \$33	Add \$40																									
		8032P	Add \$49	Add \$25																									
8032PF	Add \$49	Add \$40																											
8032F	1848	1920	1981	2051	2165	2271	2377	2469	2584	2692	2838	3045																	
8032P	1768	1832	1886	1949	2050	2144	2238	2320	2422	2518	2648	2832																	
8032PF	1868	1940	2001	2071	2185	2291	2397	2489	2604	2712	2858	3065																	
			OVERALL DIMENSIONS W D H			SEAT DIMENSIONS W D H			BACK DIMENSIONS W H																				
			IN 24.5	23	31	18	17.5	18	15	13																			
			MM 622	584	787	457	445	457	381	330																			
			RTA 00	1 per carton																									
 <p>Side Chair w/High Four Star Swivel Base COM: 2 YD 1.83 M Unit weight: 26.5 LB 12 KG Carton weight: 35.5 LB 16.1 KG Carton volume: 13.25 FT³ 0.37 MT³</p>	sealed seam upcharges <table border="1"> <thead> <tr> <th></th> <th>(S2)</th> <th>(SE)</th> </tr> </thead> <tbody> <tr> <td>8021</td> <td>Add \$33</td> <td>Add \$25</td> </tr> <tr> <td>8021P</td> <td>Add \$49</td> <td>Add \$25</td> </tr> </tbody> </table>		(S2)	(SE)	8021	Add \$33	Add \$25	8021P	Add \$49	Add \$25	8021	1558	1622	1676	1739	1840	1934	2028	2110	2212	2308	2438	2622						
			(S2)	(SE)																									
		8021	Add \$33	Add \$25																									
		8021P	Add \$49	Add \$25																									
		8021P	1578	1642	1696	1759	1860	1954	2048	2130	2232	2328	2458	2642															
			OVERALL DIMENSIONS W D H			SEAT DIMENSIONS W D H			BACK DIMENSIONS W H																				
			IN 24.5	23	32	18	17.5	18.5	15	13																			
			MM 622	584	813	457	445	470	381	330																			
			RTA 00	1 per carton																									
 <p>Side Chair w/Five Star Swivel Tilt Base on Casters COM: 2 YD 1.83 M Unit weight: 28.5 LB 13 KG Carton weight: 37.5 LB 17.01 KG Carton volume: 15.75 FT³ 0.44 MT³</p>	sealed seam upcharges <table border="1"> <thead> <tr> <th></th> <th>(S2)</th> <th>(SE)</th> </tr> </thead> <tbody> <tr> <td>8022</td> <td>Add \$33</td> <td>Add \$25</td> </tr> <tr> <td>8022P</td> <td>Add \$49</td> <td>Add \$25</td> </tr> </tbody> </table>		(S2)	(SE)	8022	Add \$33	Add \$25	8022P	Add \$49	Add \$25	8022	1701	1765	1819	1882	1983	2077	2171	2253	2355	2451	2581	2765						
			(S2)	(SE)																									
		8022	Add \$33	Add \$25																									
		8022P	Add \$49	Add \$25																									
		8022P	1721	1785	1839	1902	2003	2097	2191	2273	2375	2471	2601	2785															
			OVERALL DIMENSIONS W D H			SEAT DIMENSIONS W D H			BACK DIMENSIONS W H																				
			IN 24.5	23	32.5	18	17.5	15	15	13																			
			MM 622	584	826	457	445	381	381	330																			
			RTA 00	1 per carton																									
 <p>Low Back Lounge Chair w/Sled Base COM: 3.25 YD 2.97 M Unit weight: 42 LB 19.1 KG Carton weight: 52 LB 23.59 KG Carton volume: 19.25 FT³ 0.54 MT³</p>	sealed seam upcharges <table border="1"> <thead> <tr> <th></th> <th>(S2)</th> <th>(SE)</th> </tr> </thead> <tbody> <tr> <td>8024</td> <td>Add \$68</td> <td>Add \$29</td> </tr> <tr> <td>8024F</td> <td>Add \$68</td> <td>Add \$44</td> </tr> <tr> <td>8024P</td> <td>Add \$84</td> <td>Add \$29</td> </tr> <tr> <td>8024PF</td> <td>Add \$84</td> <td>Add \$44</td> </tr> </tbody> </table>		(S2)	(SE)	8024	Add \$68	Add \$29	8024F	Add \$68	Add \$44	8024P	Add \$84	Add \$29	8024PF	Add \$84	Add \$44	8024	1829	1933	2021	2122	2287	2440	2593	2726	2892	3048	3259	3558
			(S2)	(SE)																									
		8024	Add \$68	Add \$29																									
		8024F	Add \$68	Add \$44																									
		8024P	Add \$84	Add \$29																									
8024PF	Add \$84	Add \$44																											
8024F	1954	2082	2190	2315	2518	2706	2894	3058	3262	3454	3714	4082																	
8024P	1849	1953	2041	2142	2307	2460	2613	2746	2912	3068	3279	3578																	
8024PF	1974	2102	2210	2335	2538	2726	2914	3078	3282	3474	3734	4102																	
			OVERALL DIMENSIONS W D H			SEAT DIMENSIONS W D H			BACK DIMENSIONS W H																				
			IN 29	30	33	21.5	20	17	21	16																			
			MM 737	762	838	546	508	432	533	406																			
			RTA 00	1 per carton																									

DESCRIPTION FEATURES MODEL # STANDARD TEXTILE GRADES



Low Back Lounge Chair w/Four-Legged Wood Base
 COM: 3.25 YD | 2.97 M
 Unit weight: 43.5 LB | 19.8 KG
 Carton weight: 53.5 LB | 24.27 KG
 Carton volume: 19 FT³ | 0.53 MT³

	sealed seam upcharges	
	(S2)	(SE)
8025	Add \$68	Add \$29
8025F	Add \$68	Add \$44
8025P	Add \$84	Add \$29
8025PF	Add \$84	Add \$44

	1	2	3	4	5	6	7	8	9	10	11	12
8025	2329	2433	2521	2622	2787	2940	3093	3226	3392	3548	3759	4058
8025F	2454	2582	2690	2815	3018	3206	3394	3558	3762	3954	4214	4582
flip-forward seat												
8025P	2349	2453	2541	2642	2807	2960	3113	3246	3412	3568	3779	4078
with arm patches												
8025PF	2474	2602	2710	2835	3038	3226	3414	3578	3782	3974	4234	4602
with arm patches + flip-forward seat												

	OVERALL DIMENSIONS			SEAT DIMENSIONS			BACK DIMENSIONS					
	W	D	H	W	D	H	W	H				
IN	29	30	33	21.5	20	17	21	16				
MM	737	762	838	546	508	432	533	406				
RTA 00	1 per carton											



Low Back Lounge Chair w/Wood Swivel Base
 COM: 3.25 YD | 2.97 M
 Unit weight: 43 LB | 19.5 KG
 Carton weight: 53 LB | 24.04 KG
 Carton volume: 19 FT³ | 0.53 MT³

	sealed seam upcharges	
	(S2)	(SE)
8033	Add \$68	Add \$29
8033F	Add \$68	Add \$44
8033P	Add \$84	Add \$29
8033PF	Add \$84	Add \$44

	1	2	3	4	5	6	7	8	9	10	11	12
8033	2329	2433	2521	2622	2787	2940	3093	3226	3392	3548	3759	4058
8033F	2454	2582	2690	2815	3018	3206	3394	3558	3762	3954	4214	4582
flip-forward seat												
8033P	2349	2453	2541	2642	2807	2960	3113	3246	3412	3568	3779	4078
with arm patches												
8033PF	2474	2602	2710	2835	3038	3226	3414	3578	3782	3974	4234	4602
with arm patches + flip-forward seat												

	OVERALL DIMENSIONS			SEAT DIMENSIONS			BACK DIMENSIONS					
	W	D	H	W	D	H	W	H				
IN	29	30	33	21.5	20	17	21	16				
MM	737	762	838	546	508	432	533	406				
RTA 00	1 per carton											



Low Back Lounge Chair w/Chrome Swivel Base
 COM: 3.25 YD | 2.97 M
 Unit weight: 49 LB | 22.3 KG
 Carton weight: 59 LB | 26.76 KG
 Carton volume: 19.25 FT³ | 0.54 MT³

	sealed seam upcharges	
	(S2)	(SE)
8034	Add \$68	Add \$29
8034F	Add \$68	Add \$44
8034P	Add \$84	Add \$29
8034PF	Add \$84	Add \$44

	1	2	3	4	5	6	7	8	9	10	11	12
8034	2344	2448	2536	2637	2802	2955	3108	3241	3407	3563	3774	4073
8034F	2469	2597	2705	2830	3033	3221	3409	3573	3777	3969	4229	4597
flip-forward seat												
8034P	2364	2468	2556	2657	2822	2975	3128	3261	3427	3583	3794	4093
with arm patches												
8034PF	2489	2617	2725	2850	3053	3241	3429	3593	3797	3989	4249	4617
with arm patches + flip-forward seat												

	OVERALL DIMENSIONS			SEAT DIMENSIONS			BACK DIMENSIONS					
	W	D	H	W	D	H	W	H				
IN	29	30	33	21.5	20	17	21	16				
MM	737	762	838	546	508	432	533	406				
RTA 00	1 per carton											





Mid Back Lounge Chair w/Sled Base
 COM: 3.5 YD | 3.2 M
 Unit weight: 42 LB | 19.1 KG
 Carton weight: 52 LB | 23.59 KG
 Carton volume: 25.5 FT³ | 0.72 MT³


	sealed seam upcharges	
	(S2)	(SE)
8016	Add \$74	Add \$29
8016F	Add \$74	Add \$44
8016P	Add \$90	Add \$29
8016PF	Add \$90	Add \$44


	1	2	3	4	5	6	7	8	9	10	11	12
8016	1923	2035	2130	2238	2417	2581	2746	2889	3068	3236	3463	3785
8016F	2073	2209	2324	2456	2672	2872	3072	3246	3463	3667	3943	4334
flip-forward seat												
8016P	1943	2055	2150	2258	2437	2601	2766	2909	3088	3256	3483	3805
with arm patches												
8016PF	2093	2229	2344	2476	2692	2892	3092	3266	3483	3687	3963	4354
with arm patches + flip-forward seat												

	OVERALL DIMENSIONS			SEAT DIMENSIONS			BACK DIMENSIONS					
	W	D	H	W	D	H	W	H				
IN	29	31.5	38.5	21.5	20	17	21	21.5				
MM	737	800	978	546	508	432	533	546				
RTA 00	1 per carton											

DESCRIPTION	FEATURES	MODEL #	STANDARD TEXTILE GRADES																										
			1	2	3	4	5	6	7	8	9	10	11	12															
 <p>Mid Back Lounge Chair w/Four-Legged Wood Base COM: 3.5 YD 3.2 M Unit weight: 43.5 LB 19.8 KG Carton weight: 53.5 LB 24.27 KG Carton volume: 25.5 FT³ 0.72 MT³</p>	sealed seam upcharges <table border="1"> <thead> <tr> <th></th> <th>(S2)</th> <th>(SE)</th> </tr> </thead> <tbody> <tr> <td>8027</td> <td>Add \$74</td> <td>Add \$29</td> </tr> <tr> <td>8027F</td> <td>Add \$74</td> <td>Add \$44</td> </tr> <tr> <td>8027P</td> <td>Add \$90</td> <td>Add \$29</td> </tr> <tr> <td>8027PF</td> <td>Add \$90</td> <td>Add \$44</td> </tr> </tbody> </table>		(S2)	(SE)	8027	Add \$74	Add \$29	8027F	Add \$74	Add \$44	8027P	Add \$90	Add \$29	8027PF	Add \$90	Add \$44	8027	2423	2535	2630	2738	2917	3081	3246	3389	3568	3736	3963	4285
			(S2)	(SE)																									
		8027	Add \$74	Add \$29																									
		8027F	Add \$74	Add \$44																									
8027P	Add \$90	Add \$29																											
8027PF	Add \$90	Add \$44																											
8027F	2573	2709	2824	2956	3172	3372	3572	3746	3963	4167	4443	4834																	
flip-forward seat 8027P	2443	2555	2650	2758	2937	3101	3266	3409	3588	3756	3983	4305																	
with arm patches 8027PF	2593	2729	2844	2976	3192	3392	3592	3766	3983	4187	4463	4854																	
			OVERALL DIMENSIONS			SEAT DIMENSIONS			BACK DIMENSIONS																				
			W	D	H	W	D	H	W	H																			
			IN 29	31.5	38.5	21.5	20	17	21	21.5																			
			MM 737	800	978	546	508	432	533	546																			
			RTA 00	1 per carton																									

DESCRIPTION	FEATURES	MODEL #	STANDARD TEXTILE GRADES																										
			1	2	3	4	5	6	7	8	9	10	11	12															
 <p>Mid Back Lounge Chair w/Wood Swivel Base COM: 3.5 YD 3.2 M Unit weight: 44 LB 20 KG Carton weight: 54 LB 24.49 KG Carton volume: 25.5 FT³ 0.72 MT³</p>	sealed seam upcharges <table border="1"> <thead> <tr> <th></th> <th>(S2)</th> <th>(SE)</th> </tr> </thead> <tbody> <tr> <td>8035</td> <td>Add \$74</td> <td>Add \$29</td> </tr> <tr> <td>8035F</td> <td>Add \$74</td> <td>Add \$44</td> </tr> <tr> <td>8035P</td> <td>Add \$90</td> <td>Add \$29</td> </tr> <tr> <td>8035PF</td> <td>Add \$90</td> <td>Add \$44</td> </tr> </tbody> </table>		(S2)	(SE)	8035	Add \$74	Add \$29	8035F	Add \$74	Add \$44	8035P	Add \$90	Add \$29	8035PF	Add \$90	Add \$44	8035	2423	2535	2630	2738	2917	3081	3246	3389	3568	3736	3963	4285
			(S2)	(SE)																									
		8035	Add \$74	Add \$29																									
		8035F	Add \$74	Add \$44																									
8035P	Add \$90	Add \$29																											
8035PF	Add \$90	Add \$44																											
8035F	2573	2709	2824	2956	3172	3372	3572	3746	3963	4167	4443	4834																	
flip-forward seat 8035P	2443	2555	2650	2758	2937	3101	3266	3409	3588	3756	3983	4305																	
with arm patches 8035PF	2593	2729	2844	2976	3192	3392	3592	3766	3983	4187	4463	4854																	
			OVERALL DIMENSIONS			SEAT DIMENSIONS			BACK DIMENSIONS																				
			W	D	H	W	D	H	W	H																			
			IN 29	31.5	38.5	21.5	20	17	21	21.5																			
			MM 737	800	978	546	508	432	533	546																			
			RTA 00	1 per carton																									

DESCRIPTION	FEATURES	MODEL #	STANDARD TEXTILE GRADES																										
			1	2	3	4	5	6	7	8	9	10	11	12															
 <p>Mid Back Lounge Chair w/Chrome Swivel Base COM: 3.5 YD 3.2 M Unit weight: 50 LB 22.7 KG Carton weight: 60 LB 27.22 KG Carton volume: 25.5 FT³ 0.72 MT³</p>	sealed seam upcharges <table border="1"> <thead> <tr> <th></th> <th>(S2)</th> <th>(SE)</th> </tr> </thead> <tbody> <tr> <td>8036</td> <td>Add \$74</td> <td>Add \$29</td> </tr> <tr> <td>8036F</td> <td>Add \$74</td> <td>Add \$44</td> </tr> <tr> <td>8036P</td> <td>Add \$90</td> <td>Add \$29</td> </tr> <tr> <td>8036PF</td> <td>Add \$90</td> <td>Add \$44</td> </tr> </tbody> </table>		(S2)	(SE)	8036	Add \$74	Add \$29	8036F	Add \$74	Add \$44	8036P	Add \$90	Add \$29	8036PF	Add \$90	Add \$44	8036	2439	2551	2646	2754	2933	3097	3262	3405	3584	3752	3979	4301
			(S2)	(SE)																									
		8036	Add \$74	Add \$29																									
		8036F	Add \$74	Add \$44																									
8036P	Add \$90	Add \$29																											
8036PF	Add \$90	Add \$44																											
8036F	2589	2725	2840	2972	3188	3388	3588	3762	3979	4183	4459	4850																	
flip-forward seat 8036P	2459	2571	2666	2774	2953	3117	3282	3425	3604	3772	3999	4321																	
with arm patches 8036PF	2609	2745	2860	2992	3208	3408	3608	3782	3999	4203	4479	4870																	
			OVERALL DIMENSIONS			SEAT DIMENSIONS			BACK DIMENSIONS																				
			W	D	H	W	D	H	W	H																			
			IN 29	31.5	38.5	21.5	20	17	21	21.5																			
			MM 737	800	978	546	508	432	533	546																			
			RTA 00	1 per carton																									

DESCRIPTION	FEATURES	MODEL #	STANDARD TEXTILE GRADES																																
			1	2	3	4	5	6	7	8	9	10	11	12																					
 <p>High Back Lounge Chair w/Sled Base COM: 3.75 YD 3.43 M Unit weight: 46 LB 20.9 KG Carton weight: 56 LB 25.4 KG Carton volume: 28.25 FT³ 0.79 MT³</p>	sealed seam upcharges <table border="1"> <thead> <tr> <th></th> <th>(S2)</th> <th>(SE)</th> </tr> </thead> <tbody> <tr> <td>8028</td> <td>Add \$76</td> <td>Add \$29</td> </tr> <tr> <td>8028F</td> <td>Add \$76</td> <td>Add \$44</td> </tr> <tr> <td>8028P</td> <td>Add \$93</td> <td>Add \$29</td> </tr> <tr> <td>8028PF</td> <td>Add \$93</td> <td>Add \$44</td> </tr> <tr> <td>8028PH</td> <td>Add \$112</td> <td>Add \$29</td> </tr> <tr> <td>8028PHF</td> <td>Add \$112</td> <td>Add \$44</td> </tr> </tbody> </table>		(S2)	(SE)	8028	Add \$76	Add \$29	8028F	Add \$76	Add \$44	8028P	Add \$93	Add \$29	8028PF	Add \$93	Add \$44	8028PH	Add \$112	Add \$29	8028PHF	Add \$112	Add \$44	8028	2150	2270	2371	2488	2679	2855	3031	3185	3376	3556	3800	4145
			(S2)	(SE)																															
		8028	Add \$76	Add \$29																															
		8028F	Add \$76	Add \$44																															
8028P	Add \$93	Add \$29																																	
8028PF	Add \$93	Add \$44																																	
8028PH	Add \$112	Add \$29																																	
8028PHF	Add \$112	Add \$44																																	
8028F	2325	2469	2591	2731	2959	3171	3383	3567	3797	4013	4305	4719																							
flip-forward seat 8028P	2170	2290	2391	2508	2699	2875	3051	3205	3396	3576	3820	4165																							
with arm patches 8028PF	2345	2489	2611	2751	2979	3191	3403	3587	3817	4033	4325	4739																							
with arm patches + flip-forward seat 8028PH	2200	2320	2421	2538	2729	2905	3081	3235	3426	3606	3850	4195																							
with arm + head patches 8028PHF	2375	2519	2641	2781	3009	3221	3433	3617	3847	4063	4355	4769																							
			OVERALL DIMENSIONS			SEAT DIMENSIONS			BACK DIMENSIONS																										
			W	D	H	W	D	H	W	H																									
			IN 29	31.5	44.5	21.5	20	17	21	27.5																									
			MM 737	800	1130	546	508	432	533	699																									
			RTA 00	1 per carton																															

DESCRIPTION FEATURES MODEL # STANDARD TEXTILE GRADES



High Back Lounge Chair w/Four-Legged Wood Base

COM: 3.75 YD | 3.43 M
Unit weight: 46.5 LB | 21.1 KG
Carton weight: 56.5 LB | 25.63 KG
Carton volume: 28.25 FT³ | 0.79 MT³

	sealed seam upcharges	
	(S2)	(SE)
8029	Add \$76	Add \$29
8029F	Add \$76	Add \$44
8029P	Add \$93	Add \$29
8029PF	Add \$93	Add \$44
8029PH	Add \$112	Add \$29
8029PHF	Add \$112	Add \$44

MODEL #	STANDARD TEXTILE GRADES											
	1	2	3	4	5	6	7	8	9	10	11	12
8029	2650	2770	2871	2988	3179	3355	3531	3685	3876	4056	4300	4645
8029F	2825	2969	3091	3231	3459	3671	3883	4067	4297	4513	4805	5219
flip-forward seat												
8029P	2670	2790	2891	3008	3199	3375	3551	3705	3896	4076	4320	4665
with arm patches												
8029PF	2845	2989	3111	3251	3479	3691	3903	4087	4317	4533	4825	5239
with arm patches + flip-forward seat												
8029PH	2700	2820	2921	3038	3229	3405	3581	3735	3926	4106	4350	4695
with arm + head patches												
8029PHF	2875	3019	3141	3281	3509	3721	3933	4117	4347	4563	4855	5269
with arm + head patches + flip-forward seat												

	OVERALL DIMENSIONS			SEAT DIMENSIONS			BACK DIMENSIONS	
	W	D	H	W	D	H	W	H
IN	29	31.5	44.5	21.5	20	17	21	27.5
MM	737	800	1130	546	508	432	533	699

RTA 00 1 per carton



High Back Lounge Chair w/Wood Swivel Base

COM: 3.75 YD | 3.43 M
Unit weight: 47 LB | 21.4 KG
Carton weight: 57 LB | 25.85 KG
Carton volume: 28.25 FT³ | 0.79 MT³

	sealed seam upcharges	
	(S2)	(SE)
8037	Add \$76	Add \$29
8037F	Add \$76	Add \$44
8037P	Add \$93	Add \$29
8037PF	Add \$93	Add \$44
8037PH	Add \$112	Add \$29
8037PHF	Add \$112	Add \$44

MODEL #	STANDARD TEXTILE GRADES											
	1	2	3	4	5	6	7	8	9	10	11	12
8037	2650	2770	2871	2988	3179	3355	3531	3685	3876	4056	4300	4645
8037F	2825	2969	3091	3231	3459	3671	3883	4067	4297	4513	4805	5219
flip-forward seat												
8037P	2670	2790	2891	3008	3199	3375	3551	3705	3896	4076	4320	4665
with arm patches												
8037PF	2845	2989	3111	3251	3479	3691	3903	4087	4317	4533	4825	5239
with arm patches + flip-forward seat												
8037PH	2700	2820	2921	3038	3229	3405	3581	3735	3926	4106	4350	4695
with arm + head patches												
8037PHF	2875	3019	3141	3281	3509	3721	3933	4117	4347	4563	4855	5269
with arm + head patches + flip-forward seat												

	OVERALL DIMENSIONS			SEAT DIMENSIONS			BACK DIMENSIONS	
	W	D	H	W	D	H	W	H
IN	29	31.5	44.5	21.5	20	17	21	27.5
MM	737	800	1130	546	508	432	533	699

RTA 00 1 per carton



High Back Lounge Chair w/Chrome Swivel Base







COM: 3.75 YD | 3.43 M
Unit weight: 53 LB | 24.1 KG
Carton weight: 63 LB | 28.58 KG
Carton volume: 28.25 FT³ | 0.79 MT³

	sealed seam upcharges	
	(S2)	(SE)
8038	Add \$76	Add \$29
8038F	Add \$76	Add \$44
8038P	Add \$93	Add \$29
8038PF	Add \$93	Add \$44
8038PH	Add \$112	Add \$29
8038PHF	Add \$112	Add \$44

MODEL #	STANDARD TEXTILE GRADES											
	1	2	3	4	5	6	7	8	9	10	11	12
8038	2666	2786	2887	3004	3195	3371	3547	3701	3892	4072	4316	4661
8038F	2841	2985	3107	3247	3475	3687	3899	4083	4313	4529	4821	5235
flip-forward seat												
8038P	2686	2806	2907	3024	3215	3391	3567	3721	3912	4092	4336	4681
with arm patches												
8038PF	2861	3005	3127	3267	3495	3707	3919	4103	4333	4549	4841	5255
with arm patches + flip-forward seat												
8038PH	2716	2836	2937	3054	3245	3421	3597	3751	3942	4122	4366	4711
with arm + head patches												
8038PHF	2891	3035	3157	3297	3525	3737	3949	4133	4363	4579	4871	5285
with arm + head patches + flip-forward seat												

	OVERALL DIMENSIONS			SEAT DIMENSIONS			BACK DIMENSIONS	
	W	D	H	W	D	H	W	H
IN	29	31.5	44.5	21.5	20	17	21	27.5
MM	737	800	1130	546	508	432	533	699

RTA 00 1 per carton

DESCRIPTION	FEATURES	MODEL #	STANDARD TEXTILE GRADES																	
			1	2	3	4	5	6	7	8	9	10	11	12						
 <p>Counter Stool w/Sled Base COM: 1.5 YD 1.37 M Unit weight: 23.5 LB 10.7 KG Carton weight: 30 LB 13.61 KG Carton volume: 9 FT³ 0.25 MT³</p>	<table border="1"> <tr> <td>sealed seam upcharges</td> <td>(S2)</td> <td>(SE)</td> </tr> <tr> <td>8051</td> <td>Add \$26</td> <td>Add \$17</td> </tr> </table>	sealed seam upcharges	(S2)	(SE)	8051	Add \$26	Add \$17	8051	1135	1183	1224	1270	1347	1417	1488	1549	1626	1698	1795	1933
		sealed seam upcharges	(S2)	(SE)																
		8051	Add \$26	Add \$17																
		OVERALL DIMENSIONS			SEAT DIMENSIONS			BACK DIMENSIONS												
IN	19.25	19	34.5	15.5	15.75	24.5	12.5	10												
MM	489	483	876	394	400	622	318	254												
			RTA 00	1 per carton																
 <p>Counter Stool w/Four-Legged Wood Base COM: 1.5 YD 1.37 M Unit weight: 22 LB 10 KG Carton weight: 28 LB 12.7 KG Carton volume: 9 FT³ 0.25 MT³</p>	<table border="1"> <tr> <td>sealed seam upcharges</td> <td>(S2)</td> <td>(SE)</td> </tr> <tr> <td>8052</td> <td>Add \$26</td> <td>Add \$17</td> </tr> </table>	sealed seam upcharges	(S2)	(SE)	8052	Add \$26	Add \$17	8052	1685	1733	1774	1820	1897	1967	2038	2099	2176	2248	2345	2483
		sealed seam upcharges	(S2)	(SE)																
		8052	Add \$26	Add \$17																
		OVERALL DIMENSIONS			SEAT DIMENSIONS			BACK DIMENSIONS												
IN	19.25	19	34.5	15.5	15.75	24.5	12.5	10												
MM	489	483	876	394	400	622	318	254												
			RTA 00	1 per carton																
 <p>Counter Stool w/Chrome Swivel Base COM: 1.5 YD 1.37 M Unit weight: 36.5 LB 16.6 KG Carton weight: 43 LB 19.5 KG Carton volume: 11.5 FT³ 0.32 MT³</p>	<table border="1"> <tr> <td>sealed seam upcharges</td> <td>(S2)</td> <td>(SE)</td> </tr> <tr> <td>8053</td> <td>Add \$26</td> <td>Add \$17</td> </tr> </table>	sealed seam upcharges	(S2)	(SE)	8053	Add \$26	Add \$17	8053	2185	2233	2274	2320	2397	2467	2538	2599	2676	2748	2845	2983
		sealed seam upcharges	(S2)	(SE)																
		8053	Add \$26	Add \$17																
		OVERALL DIMENSIONS			SEAT DIMENSIONS			BACK DIMENSIONS												
IN	19.25	20	34.5	15.5	15.75	24.5	12.5	10												
MM	489	508	876	394	400	622	318	254												
			RTA 00	1 per carton																
 <p>Bar Stool w/Sled Base COM: 1.5 YD 1.37 M Unit weight: 25 LB 11.4 KG Carton weight: 33 LB 14.97 KG Carton volume: 11 FT³ 0.31 MT³</p>	<table border="1"> <tr> <td>sealed seam upcharges</td> <td>(S2)</td> <td>(SE)</td> </tr> <tr> <td>8054</td> <td>Add \$26</td> <td>Add \$17</td> </tr> </table>	sealed seam upcharges	(S2)	(SE)	8054	Add \$26	Add \$17	8054	1210	1258	1299	1345	1422	1492	1563	1624	1701	1773	1870	2008
		sealed seam upcharges	(S2)	(SE)																
		8054	Add \$26	Add \$17																
		OVERALL DIMENSIONS			SEAT DIMENSIONS			BACK DIMENSIONS												
IN	19.25	20	40	15.5	15.75	29.5	12.5	10												
MM	489	508	1016	394	400	749	318	254												
			RTA 00	1 per carton																
 <p>Bar Stool w/Four-Legged Wood Base COM: 1.5 YD 1.37 M Unit weight: 22.5 LB 10.2 KG Carton weight: 30 LB 13.61 KG Carton volume: 11 FT³ 0.31 MT³</p>	<table border="1"> <tr> <td>sealed seam upcharges</td> <td>(S2)</td> <td>(SE)</td> </tr> <tr> <td>8055</td> <td>Add \$26</td> <td>Add \$17</td> </tr> </table>	sealed seam upcharges	(S2)	(SE)	8055	Add \$26	Add \$17	8055	1760	1808	1849	1895	1972	2042	2113	2174	2251	2323	2420	2558
		sealed seam upcharges	(S2)	(SE)																
		8055	Add \$26	Add \$17																
		OVERALL DIMENSIONS			SEAT DIMENSIONS			BACK DIMENSIONS												
IN	19.25	20	40	15.5	15.75	29.5	12.5	10												
MM	489	508	1016	394	400	749	318	254												
			RTA 00	1 per carton																
 <p>Bar Stool w/Chrome Swivel Base COM: 1.5 YD 1.37 M Unit weight: 38 LB 17.3 KG Carton weight: 45.5 LB 20.64 KG Carton volume: 13.25 FT³ 0.37 MT³</p>	<table border="1"> <tr> <td>sealed seam upcharges</td> <td>(S2)</td> <td>(SE)</td> </tr> <tr> <td>8056</td> <td>Add \$26</td> <td>Add \$17</td> </tr> </table>	sealed seam upcharges	(S2)	(SE)	8056	Add \$26	Add \$17	8056	2260	2308	2349	2395	2472	2542	2613	2674	2751	2823	2920	3058
		sealed seam upcharges	(S2)	(SE)																
		8056	Add \$26	Add \$17																
		OVERALL DIMENSIONS			SEAT DIMENSIONS			BACK DIMENSIONS												
IN	19.25	20	40	15.5	15.75	29.5	12.5	10												
MM	489	508	1016	394	400	749	318	254												
			RTA 00	1 per carton																

DRIFT TABLES



model 8041R2616C



model 8042SQ2816I



model 8042SQ2816WSF

Drift Seating



For Drift seating, please see page 259.

DRIFT TABLE FINISHES COORDINATION CHART			
TFL/HPL TOP FINISH		COORDINATING WOOD BASE FINISH	
ACJ	Absolute Acajou	AAM	Absolute
		MWM	Medium Walnut
ASN	Asian Night	ASM	Night
AWC	Avant Cherry	ACM	Cherry
AWH	Avant Honey	AHM	Honey
BLK	Black	BKM	Black
CMB	Clear Maple	AVM	Maple
DES	Dark Espresso	ECM	Espresso Cafe
DWT	Designer White	WHM	White
NBL	Noce Biondo	NBM	Noce Biondo
NEL	Noce Leggero	NEM	Noce Leggero
NGL	Noce Grigio	NGM	Noce Grigio
NML	Noce Medio	NMM	Noce Medio
QTM	Quartered Mahogany	TMM	Mahogany
WCR	Winter Cherry	WCM	Winter Cherry
WHC	White Chocolate	WTM	WC Cream
WHE	Walnut Heights	NLW	Natural Walnut
TFL/HPL TOP FINISHES WITH NO COORDINATING WOOD BASE FINISHES		WOOD BASE FINISHES WITH NO COORDINATING HPL TOP FINISHES	
BRC**	Brushed Cobalt	EOM	English Oak
FAS**	Fashionista	NLW	Natural Walnut
FCL**	First Class	SKM	Shaker Cherry
SBY**	Sheer Beauty		
SOG**	Storm Grey		

**Chrome base models are available for all TFL/HPL top finishes

STANDARD FEATURES

- Tables are available in three shapes, multiple sizes, two edge styles and three top materials. All offer three base options: sled, four-legged wood and a polished chrome base.
- Table bases are fixed and do not swivel.
- Sled bases are available in two heights.
- Wood bases are made from beechwood and are available in all standard wood finishes.
- Sled bases are standard in paint and optionally available in Chrome. See upcharges.
- Chrome bases are available in polished chrome only.
- Table tops are available in either laminate or solid surface.
- Laminate flat edge tops are available in either a 1" thick thermally fused laminate (TFL) with 2mm edgeband or 1-1/16" thick high pressure laminate (HPL) with 2mm edgeband (see upcharge).
- Laminate knife edge tops are only available in 1-3/16" thick high pressure laminate (HPL) with 2.5mm edgeband.
- Solid surface tops are 1.25" thick, available with flat or knife edge tops.
- Polished chrome bases are equipped with White non-marking polycarbonate glides that are suitable for most hard and carpeted floor surfaces.
- Tables are shipped fully assembled.

Please specify based on the following criteria:

- **Model number** (suffix determines edge detail)
 - _____ sled base models
 - _____ **I** laminate flat edge
 - _____ **K** laminate knife edge
 - _____ **SF** solid surface flat edge
 - _____ **SK** solid surface knife edge
 - _____ polished chrome base models
 - _____ **C** laminate flat edge
 - _____ **CK** laminate knife edge
 - _____ **CSF** solid surface flat edge
 - _____ **CSK** solid surface knife edge
 - _____ four-legged wood base models
 - _____ **W** laminate flat edge
 - _____ **WK** laminate knife edge
 - _____ **WSF** solid surface flat edge
 - _____ **WSK** solid surface knife edge

• Top details

LAMINATE

Surface type (laminate flat edge tables only)

(TFL) Thermally fused laminate

(HPL) High pressure laminate

Top finish (see model for HPL upcharges)

- | | |
|-----------------------|--------------------------|
| (ACJ) Absolute Acajou | (FCL) First Class |
| (ASN) Asian Night | (NBL) Noce Biondo |
| (AWC) Avant Cherry | (NGL) Noce Grigio |
| (AWH) Avant Honey | (NEL) Noce Leggero |
| (BLK) Black | (NML) Noce Medio |
| (BZD) Blizzard | (QTM) Quartered Mahogany |
| (BRC) Brushed Cobalt | (SBY) Sheer Beauty |
| (CMB) Clear Maple | (SDT) Stonedust |
| (CGY) Custom Grey | (SOG) Storm Grey |
| (DES) Dark Espresso | (WHE) Walnut Heights |
| (DWT) Designer White | (WHC) White Chocolate |
| (FAS) Fashionista | (WCR) Winter Cherry |

SOLID SURFACE

Top finish (see model for grade 2 upcharges)

(SWH) Designer White - grade 1

(SBT) Beige Tempest - grade 2

(SBX) Black Onyx Mirage - grade 2

(SFW) Frosty White Mirage - grade 2

(SHS) Hot Stone - grade 2

(SMG) Milk Glass Spectra - grade 2

(SNM) Northern Melange - grade 2

• Base finish

SLED BASE

For leg frame finish options, please see

page 379. Upcharges apply for the

following plated finish:

(CHM) Chrome. Add \$33.

WOOD BASE (see coordination chart)

- | | |
|---------------------|----------------------|
| (AAM) Absolute | (NLW) Natural Walnut |
| (BKM) Black | (ASM) Night |
| (ACM) Cherry | (NBM) Noce Biondo |
| (EOM) English Oak | (NGM) Noce Grigio |
| (ECM) Espresso Cafe | (NEM) Noce Leggero |
| (TFM) Fruitwood | (NMM) Noce Medio |
| (HGM) Gray | (SKM) Shaker Cherry |
| (AHM) Honey | (TWM) Walnut |
| (TMM) Mahogany | (WTM) WC Cream |
| (AVM) Maple | (WHM) White |
| (MWM) Medium Walnut | (WCM) Winter Cherry |

POLISHED CHROME BASE

(CHM) Chrome.

• Glide type

SLED BASE GLIDES

(CG) clear polycarbonate glides for most surfaces (standard)

(XG) no glides (carpeted surface)

(SG) steel cushioned glides for carpeted surfaces. Add \$19.

(RG) rubber glides for most hard floor surfaces. Add \$19.

(FG) felt glides for most hard floor surfaces. Add \$19.

WOOD BASE GLIDES


(NM) White non-marking nylon for most surfaces (standard)

(SG) steel cushioned glides for carpeted surfaces. Add \$17.

(RG) non-slip rubber glides for most hard floor surfaces. Add \$22.

(FG) felt glides for most hard floor surfaces. Add \$22.

Please note that these finishes are coordinating and not exact matches. Please reach out to your Global Sales representative for physical samples of finishes prior to ordering.

DESCRIPTION	MODEL #	DIMENSIONS	WT/LB.	CUBIC FT.	LIST PRICE	HP ADD	GRADE 2+	
 Round Table w/Polished Chrome Four Star Base	W x D x H							
	Laminate Flat Edge							
	8041R2616C	26 x 26 x 16	30	10.75	\$865	\$91	N/A	
	8041R3016C	30 x 30 x 16	34	13	\$898	\$108	N/A	
	Laminate Knife Edge							
	8041R2616CK	26 x 26 x 16	30	10.75	\$1504	N/A	N/A	
	8041R3016CK	30 x 30 x 16	34	13	\$1697	N/A	N/A	
	Solid Surface Flat Edge							
	8041R2616CSF	26 x 26 x 16	43	10.75	\$2789	N/A	\$171	
	8041R3016CSF	30 x 30 x 16	51.5	13	\$2982	N/A	\$235	
Solid Surface Knife Edge								
8041R2616CSK	26 x 26 x 16	43	10.75	\$2847	N/A	\$183		
8041R3016CSK	30 x 30 x 16	51.5	13	\$3070	N/A	\$253		

Finished height will vary depending on material top. Shipped fully assembled in 1 carton.



Round Table w/Sled Base

Laminate Flat Edge							
8041R2616I	26 x 26 x 16	28	10.25	\$489	\$91	N/A	
8041R3016I	30 x 30 x 16	33	13	\$522	\$108	N/A	
8041R2120I	21 x 21 x 20	23	8.75	\$487	\$89	N/A	
Laminate Knife Edge							
8041R2616IK	26 x 26 x 16	28	10.25	\$1128	N/A	N/A	
8041R3016IK	30 x 30 x 16	33	13	\$1321	N/A	N/A	
8041R2120IK	21 x 21 x 20	23	8.75	\$941	N/A	N/A	
Solid Surface Flat Edge							
8041R2616ISF	26 x 26 x 16	41	10.25	\$2413	N/A	\$171	
8041R3016ISF	30 x 30 x 16	50	13	\$2606	N/A	\$235	
8041R2120ISF	21 x 21 x 20	31.5	8.75	\$2263	N/A	\$118	
Solid Surface Knife Edge							
8041R2616ISK	26 x 26 x 16	41	10.25	\$2471	N/A	\$183	
8041R3016ISK	30 x 30 x 16	50	13	\$2694	N/A	\$253	
8041R2120ISK	21 x 21 x 20	31.5	8.75	\$2369	N/A	\$123	

Finished height will vary depending on material top. Shipped fully assembled in 1 carton.



Round Table w/Wood Four Star Base

Laminate Flat Edge							
8041R2616W	26 x 26 x 16	24	10.75	\$975	\$91	N/A	
8041R3016W	30 x 30 x 16	29	13	\$1008	\$108	N/A	
Laminate Knife Edge							
8041R2616WK	26 x 26 x 16	24	10.75	\$1614	N/A	N/A	
8041R3016WK	30 x 30 x 16	29	13	\$1807	N/A	N/A	
Solid Surface Flat Edge							
8041R2616WSF	26 x 26 x 16	37.5	10.75	\$2899	N/A	\$171	
8041R3016WSF	30 x 30 x 16	46.5	13	\$3092	N/A	\$235	
Solid Surface Knife Edge							
8041R2616WSK	26 x 26 x 16	37.5	10.75	\$2957	N/A	\$183	
8041R3016WSK	30 x 30 x 16	46.5	13	\$3180	N/A	\$253	

Finished height will vary depending on material top. Shipped fully assembled in 1 carton.

DESCRIPTION	MODEL #	DIMENSIONS	WT/LB.	CUBIC FT.	LIST PRICE	HP ADD	GRADE 2+
-------------	---------	------------	--------	-----------	------------	--------	----------



Square Table w/Polished Chrome Four Star Base

	W x D x H						
Laminate Flat Edge							
8042SQ2216C	22.75 x 22.75 x 16	29	7.75	\$865	\$91	N/A	
8042SQ2816C	28.5 x 28.5 x 16	36	11.5	\$898	\$108	N/A	
Laminate Knife Edge							
8042SQ2216CK	22.75 x 22.75 x 16	29	7.75	\$1300	N/A	N/A	
8042SQ2816CK	28.5 x 28.5 x 16	36	11.5	\$1493	N/A	N/A	
Solid Surface Flat Edge							
8042SQ2216CSF	22.75 x 22.75 x 16	34	7.75	\$2488	N/A	\$147	
8042SQ2816CSF	28.5 x 28.5 x 16	48.5	11.5	\$2832	N/A	\$235	
Solid Surface Knife Edge							
8042SQ2216CSK	22.75 x 22.75 x 16	34	7.75	\$2847	N/A	\$176	
8042SQ2816CSK	28.5 x 28.5 x 16	48.5	11.5	\$3421	N/A	\$265	

Finished height will vary depending on material top. Shipped fully assembled in 1 carton.



Square Table w/Sled Base

Laminate Flat Edge							
8042SQ2216I	22.5 x 22.5 x 16	27	8	\$489	\$91	N/A	
8042SQ2816I	28.5 x 28.5 x 16	35	11.75	\$522	\$108	N/A	
8042SQ1920I	19.5 x 19.5 x 20	23.5	7.75	\$487	\$89	N/A	
Laminate Knife Edge							
8042SQ2216IK	22.5 x 22.5 x 16	27	8	\$924	N/A	N/A	
8042SQ2816IK	28.5 x 28.5 x 16	35	11.75	\$1117	N/A	N/A	
8042SQ1920IK	19.5 x 19.5 x 20	23.5	7.75	\$881	N/A	N/A	
Solid Surface Flat Edge							
8042SQ2216ISF	22.5 x 22.5 x 16	32.5	8	\$2112	N/A	\$147	
8042SQ2816ISF	28.5 x 28.5 x 16	53.5	11.75	\$2456	N/A	\$235	
8042SQ1920ISF	19.5 x 19.5 x 20	31.5	7.75	\$2017	N/A	\$123	
Solid Surface Knife Edge							
8042SQ2216ISK	22.5 x 22.5 x 16	32.5	8	\$2471	N/A	\$176	
8042SQ2816ISK	28.5 x 28.5 x 16	53.5	11.75	\$3045	N/A	\$265	
8042SQ1920ISK	19.5 x 19.5 x 20	31.5	7.75	\$2369	N/A	\$130	


Finished height will vary depending on material top. Shipped fully assembled in 1 carton.




Square Table w/Wood Four Star Base

Laminate Flat Edge							
8042SQ2216W	22.75 x 22.75 x 16	23	7.75	\$975	\$91	N/A	
8042SQ2816W	28.5 x 28.5 x 16	30	11.5	\$1008	\$108	N/A	
Laminate Knife Edge							
8042SQ2216WK	22.75 x 22.75 x 16	23	7.75	\$1410	N/A	N/A	
8042SQ2816WK	28.5 x 28.5 x 16	30	11.5	\$1603	N/A	N/A	
Solid Surface Flat Edge							
8042SQ2216WSF	22.75 x 22.75 x 16	29	7.75	\$2598	N/A	\$147	
8042SQ2816WSF	28.5 x 28.5 x 16	50	11.5	\$2942	N/A	\$235	
Solid Surface Knife Edge							
8042SQ2216WSK	22.75 x 22.75 x 16	29	7.75	\$2957	N/A	\$176	
8042SQ2816WSK	28.5 x 28.5 x 16	50	11.5	\$3531	N/A	\$265	


Finished height will vary depending on material top. Shipped fully assembled in 1 carton.

DESCRIPTION	MODEL #	DIMENSIONS	WT/LB.	CUBIC FT.	LIST PRICE	HP ADD	GRADE 2+	
 <p>Oval Table w/Polished Chrome Four Star Base</p>	W x D x H							
	Laminate Flat Edge							
	80430V2616C	26 x 22 x 16	30	9.25	\$865	\$91	N/A	
	80430V3116C	31 x 26 x 16	34	11.75	\$898	\$108	N/A	
	Laminate Knife Edge							
	80430V2616CK	26 x 22 x 16	30	9.25	\$1504	N/A	N/A	
	80430V3116CK	31 x 26 x 16	34	11.75	\$1697	N/A	N/A	
	Solid Surface Flat Edge							
	80430V2616CSF	26 x 22 x 16	41.5	9.25	\$2789	N/A	\$171	
	80430V3116CSF	31 x 26 x 16	51.5	11.75	\$2982	N/A	\$235	
	Solid Surface Knife Edge							
	80430V3116CSK	31 x 26 x 16	51.5	11.75	\$3070	N/A	\$253	
80430V3116CSK	31 x 26 x 16	51.5	11.75	\$3070	N/A	\$253		

Finished height will vary depending on material top. Shipped fully assembled in 1 carton.

 <p>Oval Table w/Sled Base</p>	Laminate Flat Edge							
	80430V2616I	22 x 26 x 16	28.5	8.75	\$489	\$91	N/A	
	80430V3116I	31 x 26 x 16	36	11.75	\$522	\$108	N/A	
	80430V2220I	18 x 22 x 20	28	10.75	\$487	\$89	N/A	
	Laminate Knife Edge							
	80430V2616IK	22 x 26 x 16	28.5	8.75	\$1128	N/A	N/A	
	80430V3116IK	31 x 26 x 16	36	11.75	\$1321	N/A	N/A	
	80430V2220IK	18 x 22 x 20	28	10.75	\$941	N/A	N/A	
	Solid Surface Flat Edge							
	80430V2616ISF	22 x 26 x 16	34	8.75	\$2413	N/A	\$171	
	80430V3116ISF	31 x 26 x 16	50	11.75	\$2606	N/A	\$235	
	80430V2220ISF	18 x 22 x 20	32	10.75	\$2263	N/A	\$118	
Solid Surface Knife Edge								
80430V2616ISK	22 x 26 x 16	38	8.75	\$2471	N/A	\$183		
80430V3116ISK	31 x 26 x 16	50	11.75	\$2694	N/A	\$253		
80430V2220ISK	18 x 22 x 20	32	10.75	\$2369	N/A	\$123		

Finished height will vary depending on material top. Shipped fully assembled in 1 carton.

 <p>Oval Table w/Wood Four Star Base</p>	Laminate Flat Edge							
	80430V2616W	26 x 22 x 16	24	9.25	\$975	\$91	N/A	
	80430V3116W	31 x 26 x 16	29	11.75	\$1008	\$108	N/A	
	Laminate Knife Edge							
	80430V2616WK	26 x 22 x 16	24	9.25	\$1614	N/A	N/A	
	80430V3116WK	31 x 26 x 16	29	11.75	\$1807	N/A	N/A	
	Solid Surface Flat Edge							
	80430V2616WSF	26 x 22 x 16	36.5	9.25	\$2899	N/A	\$171	
	80430V3116WSF	31 x 26 x 16	46.5	11.75	\$3092	N/A	\$235	
	Solid Surface Knife Edge							
	80430V3116WSK	31 x 26 x 16	46.5	11.75	\$3180	N/A	\$253	
	80430V3116WSK	31 x 26 x 16	46.5	11.75	\$3180	N/A	\$253	

Finished height will vary depending on material top. Shipped fully assembled in 1 carton.

JEO



model 8434



model 8433-4



Optional quilted stitch back (Q)



model 8435-2224



model 8436-1530






Optional five prong base with glides (G)

STANDARD FEATURES

- Jeo is a contemporary, retro-inspired series with versatility for a variety of workplace applications.
- The tailored box styling functions well in lounge, conferencing, collaboration and side/guest environments.
- Three seating models: a swivel tilter with a five prong caster base, a swivel self-centering return with a stationary round pedestal base or a matching four legged arm chair.
- Model 8433-4 is standard with a five prong Black nylon base with carpet casters (CX).
- Model 8437 is standard with Black (TBL) four-legged frame.
- Jeo also offers two styles of matching pedestal base occasional tables with a round or square laminate top, available in two height sizes (15" and 22" high).
- Upholstery options: fabric, vinyl, leather or a combination of two or more materials. Vinyl and leather models may feature stitch detail across the seat and/or back cushions, if applicable. The upholstery surfaces are seamed together with tailored double stitch detailing.

OPTIONAL FEATURES

- Chairs are available with an optional quilted stitch back, specify (Q). Add \$131.
- Model 8433-4 has an optional five prong aluminum base, specify (PA). Add \$175.
- Optional five prong aluminum base with hard glides, specify (HG). Add \$49.
- Optional soft casters are available on the five prong base, specify (ID). Add \$21.
- Model 8434 round pedestal base available in Chrome (CHM) or Brushed Chrome (BCH), please specify.
- Model 8437 has an optional Tungsten (TTU) or Designer White (TDW) four-legged frame. No upcharge. For Chrome (CHM) or Brushed Chrome (BCH) finish, add \$175.
- Occasional tables are available in the following laminate finishes to coordinate with Global desking and wood seating: Absolute Acajou (ACJ), Asian Night (ASN), Avant Cherry (AWC), Avant Honey (AWH), Black (BLK), Blizzard (BZD), Brushed Cobalt (BRC), Clear Maple (CMB), Custom Grey (CGY), Dark Espresso (DES), Designer White (DWT), Fashionista (FAS), First Class (FCL), Noce Biondo (NBL), Noce Grigio (NGL), Noce Leggero (NEL), Noce Medio (NML), Quartered Mahogany (QTM), Sheer Beauty (SBY), Stonedust (SDT), Storm Grey (SOG), Walnut Heights (WHE), White Chocolate (WHC) and Winter Cherry (WCR). Please specify.

DESCRIPTION	FEATURES	MODEL #	STANDARD TEXTILE GRADES													
 <p>Self-Centering Lounge Chair on Pedestal Base COM: 2.75 YD 2.51 M Unit weight: 50 LB 22.7 KG Carton weight: 56 LB 25.4 KG Carton volume: 14.25 FT³ 0.4 MT³</p>	Ergonomic features: C	8434	1	2	3	4	5	6	7	8	9	10	11	12		
		1945	2033	2107	2193	2333	2462	2591	2704	2844	2976	3155	3408			
		OVERALL DIMENSIONS			SEAT DIMENSIONS			BACK DIMENSIONS								
		IN 26	25	30	20	19	16.5	20	15							
MM 660	635	762	508	483	419	508	381									
		RTA 00	1 per carton													
 <p>Swivel Tilter Chair COM: 2.75 YD 2.51 M Unit weight: 50 LB 22.7 KG Carton weight: 56 LB 25.4 KG Carton volume: 14.25 FT³ 0.4 MT³</p>	Ergonomic features: A, B, C, S	8433-4	1	2	3	4	5	6	7	8	9	10	11	12		
		1295	1383	1457	1543	1683	1812	1941	2054	2194	2326	2505	2758			
		OVERALL DIMENSIONS			SEAT DIMENSIONS			BACK DIMENSIONS								
		IN 26	25	30	20	19	16.5	20	15							
MM 660	635	762	508	483	419	508	381									
		RTA 00	1 per carton													
 <p>Armchair COM: 2.75 YD 2.51 M Unit weight: 50 LB 22.7 KG Carton weight: 57 LB 25.85 KG Carton volume: 15.75 FT³ 0.44 MT³</p>		8437	1	2	3	4	5	6	7	8	9	10	11	12		
		1432	1520	1594	1680	1820	1949	2078	2191	2331	2463	2642	2895			
		OVERALL DIMENSIONS			SEAT DIMENSIONS			BACK DIMENSIONS								
		IN 26	25	32.5	20	19	18	20	15							
MM 660	635	826	508	483	457	508	381									
		RTA 00	1 per carton													

DESCRIPTION	FEATURES	MODEL #	STANDARD TEXTILE GRADES						
	<p>15\"/> </p>	8435-1524	List price						
		939							
		OVERALL DIMENSIONS			SEAT DIMENSIONS			BACK DIMENSIONS	
		W	D	H	W	D	H	W	H
IN 24	24	15	-	-	-	-	-		
MM 610	610	381	-	-	-	-	-		
<p>COM: N/A </p>		<p>RTA 00 1 per carton</p>							
	<p>15\"/> </p>	8435-1530	List price						
		1120							
		OVERALL DIMENSIONS			SEAT DIMENSIONS			BACK DIMENSIONS	
		W	D	H	W	D	H	W	H
IN 30	30	15	-	-	-	-	-		
MM 762	762	381	-	-	-	-	-		
<p>COM: N/A </p>		<p>RTA 00 1 per carton</p>							
	<p>22\"/> </p>	8435-2224	List price						
		975							
		OVERALL DIMENSIONS			SEAT DIMENSIONS			BACK DIMENSIONS	
		W	D	H	W	D	H	W	H
IN 24	24	22	-	-	-	-	-		
MM 610	610	559	-	-	-	-	-		
<p>COM: N/A </p>		<p>RTA 00 1 per carton</p>							
	<p>22\"/> </p>	8435-2230	List price						
		1155							
		OVERALL DIMENSIONS			SEAT DIMENSIONS			BACK DIMENSIONS	
		W	D	H	W	D	H	W	H
IN 30	30	22	-	-	-	-	-		
MM 762	762	559	-	-	-	-	-		
<p>COM: N/A </p>		<p>RTA 00 1 per carton</p>							
	<p>15\"/> </p>	8436-1524	List price						
		939							
		OVERALL DIMENSIONS			SEAT DIMENSIONS			BACK DIMENSIONS	
		W	D	H	W	D	H	W	H
IN 24	24	15	-	-	-	-	-		
MM 610	610	381	-	-	-	-	-		
<p>COM: N/A </p>		<p>RTA 00 1 per carton</p>							
	<p>15\"/> </p>	8436-1530	List price						
		1120							
		OVERALL DIMENSIONS			SEAT DIMENSIONS			BACK DIMENSIONS	
		W	D	H	W	D	H	W	H
IN 30	30	15	-	-	-	-	-		
MM 762	762	381	-	-	-	-	-		
<p>COM: N/A </p>		<p>RTA 00 1 per carton</p>							

DESCRIPTION FEATURES MODEL # STANDARD TEXTILE GRADES



22"H Square End Table - 24" Top on Pedestal Base
 COM: N/A
 Unit weight: 35 LB | 15.9 KG
 Carton weight: 40 LB | 18.14 KG
 Carton volume: 11.5 FT³ | 0.32 MT³

List price							
8436-2224	975						
OVERALL DIMENSIONS			SEAT DIMENSIONS			BACK DIMENSIONS	
W	D	H	W	D	H	W	H
IN 24	24	22	-	-	-	-	-
MM 610	610	559	-	-	-	-	-
RTA 00		1 per carton					



22"H Square End Coffee - 30" Top on Pedestal Base
 COM: N/A
 Unit weight: 39 LB | 17.7 KG
 Carton weight: 44 LB | 19.96 KG
 Carton volume: 16.75 FT³ | 0.47 MT³

List price							
8436-2230	1155						
OVERALL DIMENSIONS			SEAT DIMENSIONS			BACK DIMENSIONS	
W	D	H	W	D	H	W	H
IN 30	30	22	-	-	-	-	-
MM 762	762	559	-	-	-	-	-
RTA 00		1 per carton					

KATE



model 2811-4



model 2811-8


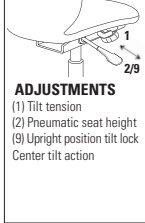

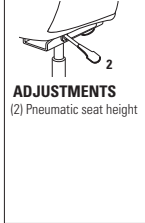



STANDARD FEATURES

- A contemporary, yet retro series featuring sculpted seat and back cushions.
- Fully upholstered closed arms offer a unique style and function in the workplace.
- Tilter and swivel are standard with a five prong, polished aluminum base with dual wheel carpet casters (**C10**).
- Armchair and ottoman are standard with steel frame and leg in Chrome finish. These bases are equipped with a Black polypropylene glide as standard.
- Upholstery options: fabric, vinyl or leather. Vinyl and leather models may feature stitch detail across the seat and/or back cushions, if applicable.

OPTIONAL FEATURES

- There are no arm options for this series.
- An optional Black injection molded base (**BLK**) is available, please specify. No upcharge.
- (**C7**) glides are available, please specify. No upcharge.
- For hard surface flooring casters, please specify (**C10R**). Add \$20.
- For additional caster options, please refer to the Arm and Caster section (page 352). *Optional casters may be priced higher than the standard casters for your chair and the difference will be charged. Lower priced optional casters will not be credited.*



DESCRIPTION	FEATURES	MODEL #	STANDARD TEXTILE GRADES													
			1	2	3	4	5	6	7	8	9	10	11	12		
 <p>MB Tilter COM: 3.75 YD 3.43 M Unit weight: 40 LB 18.2 KG Carton weight: 50 LB 22.68 KG Carton volume: 19.25 FT³ 0.54 MT³</p>	 <p>ADJUSTMENTS (1) Tilt tension (2) Pneumatic seat height (9) Upright position tilt lock Center tilt action</p> <p>Ergonomic features: A, B, C, N</p>	2811-4	1187	1307	1408	1525	1716	1892	2068	2222	2413	2593	2837	3182		
		OVERALL DIMENSIONS			SEAT DIMENSIONS			BACK DIMENSIONS								
		W	D	H	W	D	H	W	H							
		IN 26 MM 660	24.5 622	33 838	17.5 445	18 457	17.5-22.5 445-572	19 483	15.5 394							
		RTA 00	1 per carton													
 <p>MB Swivel COM: 3.75 YD 3.43 M Unit weight: 36 LB 16.4 KG Carton weight: 46 LB 20.87 KG Carton volume: 19.5 FT³ 0.55 MT³</p>	 <p>ADJUSTMENTS (2) Pneumatic seat height</p> <p>Ergonomic features: C, N</p>	2811-8	1161	1281	1382	1499	1690	1866	2042	2196	2387	2567	2811	3156		
		OVERALL DIMENSIONS			SEAT DIMENSIONS			BACK DIMENSIONS								
		W	D	H	W	D	H	W	H							
		IN 26 MM 660	24.5 622	33 838	17.5 445	18 457	17.5-22.5 445-572	19 483	15.5 394							
		RTA 00	1 per carton													
 <p>MB Armchair COM: 3.75 YD 3.43 M Unit weight: 36 LB 16.4 KG Carton weight: 46 LB 20.87 KG Carton volume: 19.5 FT³ 0.55 MT³</p>	<p>Ergonomic features: N</p>	2813	1128	1248	1349	1466	1657	1833	2009	2163	2354	2534	2778	3123		
		OVERALL DIMENSIONS			SEAT DIMENSIONS			BACK DIMENSIONS								
		W	D	H	W	D	H	W	H							
		IN 26.5 MM 673	26.5 673	33.5 851	17.5 445	18 457	18 457	19 483	15.5 394							
		RTA 00	1 per carton													
 <p>Ottoman COM: 1.5 YD 1.37 M Unit weight: 17 LB 7.7 KG Carton weight: 22 LB 9.98 KG Carton volume: 6 FT³ 0.16 MT³</p>	<p>Ergonomic features: N</p>	2814	740	788	829	875	952	1022	1093	1154	1231	1303	1400	1538		
		OVERALL DIMENSIONS			SEAT DIMENSIONS			BACK DIMENSIONS								
		W	D	H	W	D	H	W	H							
		IN 23.5 MM 597	18.75 476	17.75 451	- -	- -	17.75 451	- -	- -							
		RTA 00		1 per carton												

LUX



model LX2426AC







model LX8033S

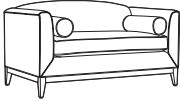
STANDARD FEATURES

- Lux features contemporary styling with luxurious cushions.
- Sofa cushions are removable.
- Fully upholstered.
- Wood legs with non-marking, clear glides.
- Cylindrical bolsters are included with lounge chair models. One bolster on single seat lounge chair and two bolsters on two-seat and three-seat sofas.
- Upholstery options: fabric, vinyl or leather. Vinyl and leather models may feature stitch detail across the seat and/or back cushions, if applicable.

OPTIONAL FEATURES

- Wood frames available in Absolute (AAM), Black (BKM), Cherry (ACM), English Oak (EOM), Espresso Cafe (ECM), Fruitwood (TFM), Gray (HGM), Honey (AHM), Mahogany (TMM), Maple (AVM), Medium Walnut (MWM), Natural Walnut (NLW), Night (ASM), Noce Biondo (NBM), Noce Grigio (NGM), Noce Leggero (NEM), Noce Medio (NMM), Shaker Cherry (SKM), Walnut (TWM), WC Cream (WTM), White (WHM) and Winter Cherry (WCM). Please specify.

DESCRIPTION	FEATURES	MODEL #	STANDARD TEXTILE GRADES												
			1	2	3	4	5	6	7	8	9	10	11	12	
 <p>Side Chair COM: 3 YD 2.74 M Unit weight: 26 LB 11.8 KG Carton weight: 36 LB 16.33 KG Carton volume: 17.75 FT³ 0.5 MT³</p>		LX2226SC	1410	1506	1587	1680	1833	1974	2115	2238	2391	2535	2730	3006	
			OVERALL DIMENSIONS			SEAT DIMENSIONS			BACK DIMENSIONS						
				W	D	H	W	D	H	W	H				
				IN 25	27.75	36	18	19.5	19	24	17				
				MM 635	705	914	457	495	483	610	432				
			RTA 00	1 per carton											
 <p>Armchair COM: 3.25 YD 2.97 M Unit weight: 30 LB 13.6 KG Carton weight: 40 LB 18.14 KG Carton volume: 17.75 FT³ 0.5 MT³</p>		LX2426AC	1778	1882	1970	2071	2236	2389	2542	2675	2841	2997	3208	3507	
			OVERALL DIMENSIONS			SEAT DIMENSIONS			BACK DIMENSIONS						
				W	D	H	W	D	H	W	H				
				IN 26	27.75	36	18	19.5	19	24	17				
				MM 660	705	914	457	495	483	610	432				
			RTA 00	1 per carton											
 <p>Lounge Chair COM: 8.5 YD 7.77 M Unit weight: 65 LB 29.5 KG Carton weight: 77 LB 34.93 KG Carton volume: 30.25 FT³ 0.85 MT³</p>		LX3433CH	2869	3141	3371	3634	4068	4467	4867	5215	5649	6057	6609	7391	
			OVERALL DIMENSIONS			SEAT DIMENSIONS			BACK DIMENSIONS						
				W	D	H	W	D	H	W	H				
				IN 35	34	33	22	20.5	21	22	11				
				MM 889	864	838	559	521	533	559	279				
			RTA 00	1 per carton											
 <p>Ottoman COM: 2.5 YD 2.29 M Unit weight: 40 LB 18.2 KG Carton weight: 48 LB 21.77 KG Carton volume: 18.25 FT³ 0.51 MT³</p>		LX3636OTT	1915	1995	2063	2140	2268	2385	2503	2605	2733	2853	3015	3245	
			OVERALL DIMENSIONS			SEAT DIMENSIONS			BACK DIMENSIONS						
				W	D	H	W	D	H	W	H				
				IN 36	36	16	36	-	16	-	-				
				MM 914	914	406	914	-	406	-	-				
			RTA 00	1 per carton											

DESCRIPTION	FEATURES	MODEL #	STANDARD TEXTILE GRADES												
			1	2	3	4	5	6	7	8	9	10	11	12	
 <p>Two Seat Sofa w/Cylindrical Bolsters COM: 12 YD 10.97 M Unit weight: 90 LB 40.9 KG Carton weight: 105 LB 47.63 KG Carton volume: 50.25 FT³ 1.42 MT³</p>		LX6033S	4100	4484	4808	5180	5792	6356	6920	7412	8024	8600	9380	10484	
			OVERALL DIMENSIONS			SEAT DIMENSIONS			BACK DIMENSIONS						
			W	D	H	W	D	H	W	H					
			IN 61	34	33	47.75	20.5	21	47.75	11					
			MM 1549	864	838	1213	521	533	1213	279					
			RTA 00	1 per carton											
				1	2	3	4	5	6	7	8	9	10	11	12
			LX8033S	4948	5420	5818	6276	7028	7721	8414	9019	9771	10479	11438	12795
				OVERALL DIMENSIONS			SEAT DIMENSIONS			BACK DIMENSIONS					
			W	D	H	W	D	H	W	H					
		IN 81	34	33	68	20.5	21	68	11						
		MM 2057	864	838	1727	521	533	1727	279						
		RTA 00	1 per carton												

ML



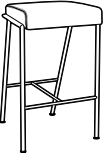







model ML2630


STANDARD FEATURES

- Modern seating with a distinctive retro design featuring a steel tube frame, legs and arms.
- Fully upholstered continuous seat and back cushions.
- Standard with non-marking Black glides.
- Upholstery options: fabric, vinyl or leather. Vinyl and leather models may feature stitch detail across the seat and/or back cushions, if applicable.

OPTIONAL FEATURES

- Available in five frame finish options: Chrome (**CHM**), Brushed Chrome (**BCH**), Black (**TBL**), Designer White (**TDW**) or Tungsten (**TTU**), please specify. No upcharge.

DESCRIPTION	FEATURES	MODEL #	STANDARD TEXTILE GRADES											
			1	2	3	4	5	6	7	8	9	10	11	12
 <p>Counter Height Stool - 24" Seat Height COM: 0.5 YD 0.46 M Unit weight: 17 LB 7.7 KG Carton weight: 24 LB 10.89 KG Carton volume: 9.5 FT³ 0.26 MT³</p>		ML171724	1483	1499	1513	1528	1554	1577	1601	1621	1647	1671	1703	1749
			OVERALL DIMENSIONS			SEAT DIMENSIONS			BACK DIMENSIONS					
			W	D	H	W	D	H	W	H				
			IN 18	19	24	-	-	-	-	-				
		MM 457	483	610	-	-	-	-	-					
		RTA 00		1 per carton										
 <p>Bar Height Stool - 30" Seat Height COM: 0.5 YD 0.46 M Unit weight: 18 LB 8.2 KG Carton weight: 26 LB 11.79 KG Carton volume: 13.75 FT³ 0.38 MT³</p>		ML171730	1517	1533	1547	1562	1588	1611	1635	1655	1681	1705	1737	1783
			OVERALL DIMENSIONS			SEAT DIMENSIONS			BACK DIMENSIONS					
			W	D	H	W	D	H	W	H				
			IN 18	20.5	30	-	-	-	-	-				
		MM 457	521	762	-	-	-	-	-					
		RTA 00		1 per carton										
 <p>Bar Height Stool - 33" Seat Height COM: 0.5 YD 0.46 M Unit weight: 19 LB 8.6 KG Carton weight: 27 LB 12.25 KG Carton volume: 13.75 FT³ 0.38 MT³</p>		ML171733	1550	1566	1580	1595	1621	1644	1668	1688	1714	1738	1770	1816
			OVERALL DIMENSIONS			SEAT DIMENSIONS			BACK DIMENSIONS					
			W	D	H	W	D	H	W	H				
			IN 18	21.5	33	-	-	-	-	-				
		MM 457	546	838	-	-	-	-	-					
		RTA 00		1 per carton										
 <p>Ottoman COM: 1.25 YD 1.14 M Unit weight: 23 LB 10.5 KG Carton weight: 28 LB 12.7 KG Carton volume: 5.75 FT³ 0.16 MT³</p>		ML2121	1454	1494	1528	1567	1630	1689	1748	1799	1863	1923	2004	2119
			OVERALL DIMENSIONS			SEAT DIMENSIONS			BACK DIMENSIONS					
			W	D	H	W	D	H	W	H				
			IN 21	21	17	-	-	-	-	-				
		MM 533	533	432	-	-	-	-	-					
		RTA 00		1 per carton										

DESCRIPTION	FEATURES	MODEL #	STANDARD TEXTILE GRADES												
			1	2	3	4	5	6	7	8	9	10	11	12	
 <p>Dining Chair COM: 1.75 YD 1.6 M Unit weight: 26 LB 11.8 KG Carton weight: 33 LB 14.97 KG Carton volume: 14.75 FT³ 0.41 MT³</p>		ML2326	2083	2139	2186	2241	2330	2412	2494	2566	2655	2739	2853	3014	
			OVERALL DIMENSIONS			SEAT DIMENSIONS			BACK DIMENSIONS						
			W	D	H	W	D	H	W	H					
			IN 23.25	29.5	29.75	20.5	17	18	17	11.5					
			MM 591	749	756	521	432	457	432	292					
			RTA 00	1 per carton											
				1	2	3	4	5	6	7	8	9	10	11	12
			ML2630	2328	2408	2476	2553	2681	2798	2916	3018	3146	3266	3428	3658
				OVERALL DIMENSIONS			SEAT DIMENSIONS			BACK DIMENSIONS					
			W	D	H	W	D	H	W	H					
		IN 26	34.5	35	23	20	18	18	17.5						
		MM 660	876	889	584	508	457	457	445						
		RTA 00	1 per carton												

ML PARK



model ML4634CH






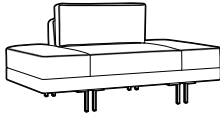

model ML8634

STANDARD FEATURES

- ML Park is a modern armless lounge seating series with a distinctive retro design.
- Features aluminum legs with non-marking Black glides.
- Fully upholstered continuous seat and back cushions with distinctive seams.
- Upholstery options: fabric, vinyl or leather. Vinyl and leather models may feature stitch detail across the seat and/or back cushions, if applicable.

OPTIONAL FEATURES

- Optional fixed back cushion (FC) is available on lounge models, please specify. Model ML4634, add \$157. Model ML8634, add \$210. Model ML8634, add \$263.
- Available in five leg finish options: Black (TBL), Brushed Aluminum (BAL), Designer White (TDW), Polished Aluminum (ALU) or Tungsten (TTU), please specify. No upcharge.

DESCRIPTION	FEATURES	MODEL #	STANDARD TEXTILE GRADES																																			
			1	2	3	4	5	6	7	8	9	10	11	12																								
 <p>Ottoman COM: 1.5 YD 1.37 M Unit weight: 35 LB 15.9 KG Carton weight: 41 LB 18.6 KG Carton volume: 9.75 FT³ 0.27 MT³</p>		ML2634	1525	1573	1614	1660	1737	1807	1878	1939	2016	2088	2185	2323																								
	<table border="1"> <thead> <tr> <th colspan="3">OVERALL DIMENSIONS</th> <th colspan="3">SEAT DIMENSIONS</th> <th colspan="3">BACK DIMENSIONS</th> </tr> <tr> <th>W</th> <th>D</th> <th>H</th> <th>W</th> <th>D</th> <th>H</th> <th>W</th> <th colspan="2">H</th> </tr> </thead> <tbody> <tr> <td>IN 26.75</td> <td>26.75</td> <td>18.25</td> <td>-</td> <td>-</td> <td>-</td> <td>-</td> <td colspan="2">-</td> </tr> <tr> <td>MM 679</td> <td>679</td> <td>464</td> <td>-</td> <td>-</td> <td>-</td> <td>-</td> <td colspan="2">-</td> </tr> </tbody> </table>	OVERALL DIMENSIONS			SEAT DIMENSIONS			BACK DIMENSIONS			W	D	H	W	D	H	W	H		IN 26.75	26.75	18.25	-	-	-	-	-		MM 679	679	464	-	-	-	-	-		<p>RTA 00  1 per carton</p>
	OVERALL DIMENSIONS			SEAT DIMENSIONS			BACK DIMENSIONS																															
W	D	H	W	D	H	W	H																															
IN 26.75	26.75	18.25	-	-	-	-	-																															
MM 679	679	464	-	-	-	-	-																															
		ML4634	2932	3164	3360	3585	3954	4295	4636	4933	5303	5651	6122	6789																								
 <p>Lounge Chair COM: 7.25 YD 6.63 M Unit weight: 85 LB 38.6 KG Carton weight: 95 LB 43.09 KG Carton volume: 35.5 FT³ 1 MT³</p>		ML6634	5018	5258	5461	5693	6076	6428	6781	7088	7471	7831	8318	9008																								
	<table border="1"> <thead> <tr> <th colspan="3">OVERALL DIMENSIONS</th> <th colspan="3">SEAT DIMENSIONS</th> <th colspan="3">BACK DIMENSIONS</th> </tr> <tr> <th>W</th> <th>D</th> <th>H</th> <th>W</th> <th>D</th> <th>H</th> <th>W</th> <th colspan="2">H</th> </tr> </thead> <tbody> <tr> <td>IN 42.75</td> <td>36</td> <td>32</td> <td>42.75</td> <td>24</td> <td>20</td> <td>20</td> <td colspan="2">12</td> </tr> <tr> <td>MM 1086</td> <td>914</td> <td>813</td> <td>1086</td> <td>610</td> <td>508</td> <td>508</td> <td colspan="2">305</td> </tr> </tbody> </table>	OVERALL DIMENSIONS			SEAT DIMENSIONS			BACK DIMENSIONS			W	D	H	W	D	H	W	H		IN 42.75	36	32	42.75	24	20	20	12		MM 1086	914	813	1086	610	508	508	305		<p>RTA 00 1 per carton</p>
	OVERALL DIMENSIONS			SEAT DIMENSIONS			BACK DIMENSIONS																															
W	D	H	W	D	H	W	H																															
IN 42.75	36	32	42.75	24	20	20	12																															
MM 1086	914	813	1086	610	508	508	305																															
		ML8634	5916	6268	6565	6906	7467	7984	8501	8952	9513	10041	10756	11768																								
 <p>Two Seat Sofa COM: 7.5 YD 6.86 M Unit weight: 120 LB 54.5 KG Carton weight: 132 LB 59.87 KG Carton volume: 52 FT³ 1.47 MT³</p>		ML6634	5018	5258	5461	5693	6076	6428	6781	7088	7471	7831	8318	9008																								
	<table border="1"> <thead> <tr> <th colspan="3">OVERALL DIMENSIONS</th> <th colspan="3">SEAT DIMENSIONS</th> <th colspan="3">BACK DIMENSIONS</th> </tr> <tr> <th>W</th> <th>D</th> <th>H</th> <th>W</th> <th>D</th> <th>H</th> <th>W</th> <th colspan="2">H</th> </tr> </thead> <tbody> <tr> <td>IN 66</td> <td>36</td> <td>32</td> <td>66</td> <td>24</td> <td>20</td> <td>20</td> <td colspan="2">12</td> </tr> <tr> <td>MM 1676</td> <td>914</td> <td>813</td> <td>1676</td> <td>610</td> <td>508</td> <td>508</td> <td colspan="2">305</td> </tr> </tbody> </table>	OVERALL DIMENSIONS			SEAT DIMENSIONS			BACK DIMENSIONS			W	D	H	W	D	H	W	H		IN 66	36	32	66	24	20	20	12		MM 1676	914	813	1676	610	508	508	305		<p>RTA 00 1 per carton</p>
	OVERALL DIMENSIONS			SEAT DIMENSIONS			BACK DIMENSIONS																															
W	D	H	W	D	H	W	H																															
IN 66	36	32	66	24	20	20	12																															
MM 1676	914	813	1676	610	508	508	305																															
		ML8634	5916	6268	6565	6906	7467	7984	8501	8952	9513	10041	10756	11768																								
 <p>Three Seat Sofa COM: 11 YD 10.06 M Unit weight: 145 LB 65.9 KG Carton weight: 160 LB 72.57 KG Carton volume: 67.25 FT³ 1.9 MT³</p>		ML8634	5916	6268	6565	6906	7467	7984	8501	8952	9513	10041	10756	11768																								
	<table border="1"> <thead> <tr> <th colspan="3">OVERALL DIMENSIONS</th> <th colspan="3">SEAT DIMENSIONS</th> <th colspan="3">BACK DIMENSIONS</th> </tr> <tr> <th>W</th> <th>D</th> <th>H</th> <th>W</th> <th>D</th> <th>H</th> <th>W</th> <th colspan="2">H</th> </tr> </thead> <tbody> <tr> <td>IN 86</td> <td>36</td> <td>32</td> <td>86</td> <td>24</td> <td>20</td> <td>40</td> <td colspan="2">12</td> </tr> <tr> <td>MM 2184</td> <td>914</td> <td>813</td> <td>2184</td> <td>610</td> <td>508</td> <td>1016</td> <td colspan="2">305</td> </tr> </tbody> </table>	OVERALL DIMENSIONS			SEAT DIMENSIONS			BACK DIMENSIONS			W	D	H	W	D	H	W	H		IN 86	36	32	86	24	20	40	12		MM 2184	914	813	2184	610	508	1016	305		<p>RTA 00 1 per carton</p>
	OVERALL DIMENSIONS			SEAT DIMENSIONS			BACK DIMENSIONS																															
W	D	H	W	D	H	W	H																															
IN 86	36	32	86	24	20	40	12																															
MM 2184	914	813	2184	610	508	1016	305																															
		ML8634	5916	6268	6565	6906	7467	7984	8501	8952	9513	10041	10756	11768																								

PRAIRIE



model 3481





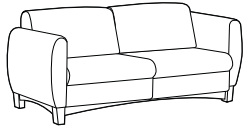
model 3482

STANDARD FEATURES

- Features barrel shaped arms that provide an attractive and enticing appearance.
- Fully upholstered. Tapered wood skirt and legs.
- Fixed, non-removable cushions.
- Elasticized seat suspension system for extra comfort.
- Series includes lounge chair, two seat and three seat sofa.
- Upholstery options: fabric, vinyl or leather. Vinyl and leather models may feature stitch detail across the seat and/or back cushions, if applicable.

OPTIONAL FEATURES

- Tapered wood legs are available in Absolute (AAM), Black (BKM), Cherry (ACM), Espresso Cafe (ECM), English Oak (EOM), Fruitwood (TFM), Gray (HGM), Honey (AHM), Mahogany (TMM), Maple (AVM), Medium Walnut (MWM), Natural Walnut (NLW), Night (ASM), Noce Biondo (NBM), Noce Grigio (NGM), Noce Leggero (NEM), Noce Medio (NMM), Shaker Cherry (SKM), Walnut (TWM), WC Cream (WTM), White (WHM) and Winter Cherry (WCM). Please specify. Genuine maple faced veneers and solids are used.

DESCRIPTION	FEATURES	MODEL #	STANDARD TEXTILE GRADES											
			1	2	3	4	5	6	7	8	9	10	11	12
 Lounge Chair COM: 4.25 YD 3.89 M Unit weight: 70 LB 31.8 KG Carton weight: 80 LB 36.29 KG Carton volume: 19.25 FT³ 0.54 MT³		3481	1502	1638	1753	1885	2101	2301	2501	2675	2892	3096	3372	3763
			OVERALL DIMENSIONS			SEAT DIMENSIONS			BACK DIMENSIONS					
			W	D	H	W	D	H	W	H				
			IN 32	29	30.5	21	19	16	21	14.5				
		MM 813	737	775	533	483	406	533	368					
		RTA 00	1 per carton											
 Two Seat Sofa COM: 6.25 YD 5.72 M Unit weight: 96 LB 43.6 KG Carton weight: 106 LB 48.08 KG Carton volume: 41.25 FT³ 1.16 MT³		3482	2050	2250	2419	2613	2931	3225	3519	3775	4094	4394	4800	5375
			OVERALL DIMENSIONS			SEAT DIMENSIONS			BACK DIMENSIONS					
			W	D	H	W	D	H	W	H				
			IN 52.5	29	30.5	42	19	16	42	14.5				
		MM 1334	737	775	1067	483	406	1067	368					
		RTA 00	1 per carton											
 Three Seat Sofa COM: 9.5 YD 8.69 M Unit weight: 135 LB 61.4 KG Carton weight: 150 LB 68.04 KG Carton volume: 55.5 FT³ 1.57 MT³		3483	2599	2903	3160	3454	3939	4385	4832	5221	5706	6162	6779	7653
			OVERALL DIMENSIONS			SEAT DIMENSIONS			BACK DIMENSIONS					
			W	D	H	W	D	H	W	H				
			IN 73.5	29	30.5	63.5	19	16	63.5	14.5				
		MM 1867	737	775	1613	483	406	1613	368					
		RTA 00	1 per carton											

RIVER



Sample Layout



Sample Layout

STANDARD FEATURES

- A seating series that is composed of modular units in straight, curved and corner sections, as well as freestanding units. Soft seating models are available with standard height, high and extended high backs. Linking units can be used together in any combination to create a wide variety of layouts.
- Armless units can be ganged together with a quick connect, disconnect feature. Ganging hardware is standard and is factory installed. Ganging hardware swivels out of sight when not in use.
- Front edge of the seat angles slightly inward, so feet have freedom of movement and don't rub on the seat. This inward slant matches the inward angles of the back. Benches and connecting end tables also reflect the inward angles on the front and back faces, so all units coordinate in visual appearance.
- The unique tapered legs are made of welded steel, with each leg bolted directly to the unit frame. All units except for the laptop tables have the same leg height of 6.5". The leg height makes it easier to clean under the product.
- Legs are standard in Chrome with Black nylon non-marking height adjustable glides.
- All cushions are fixed and non-removable. Perimeter seams feature a decorative single stitch detail, which makes seams lay flat and adds extra seam strength.
- Seating frames are heavy duty with interlocking plywood, puzzle box construction, and are made for active environments. Seats are high density with highly resilient foam.
- Personal Harbor high traffic units are rated at 350 lbs., suitable for 24/7 use and should be specified in textiles that meet or exceed 100,000 double rubs (for the fabric portion of the warranty to apply). These units have the same puzzle box frame construction as other River models except the framing wood is 1" thick, rotary cut, birch plywood.
- Upholstery options: fabric, vinyl or leather. Leather only recommended on seat and may feature a horizontal stitch detail.

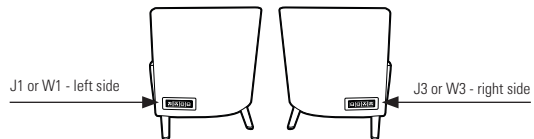
OPTIONAL FEATURES

- Most tables and seating units (except round benches) can be specified with power/USB units, which include two power outlets, two double USB terminals and a Black 5' three-prong power cord. Each power/USB unit is set in predetermined locations, as shown in the electrical illustrations below. Electrical units must be factory installed.
- Power/USB units are available with either Jet Black (J) face plate with Black power/USB receptacles or with a White (W) face plate with White power/USB receptacles.
- To add a power/USB unit, please specify (J1), (W1), (J2), (W2), (J3), (W3), (J4), (W4), (J6) or (W6) after the product model number. Please note on seating units, if both right and left locations are required, add both (J1/J3) or (W1/W3) to the model number. Add \$729 each.
- Tables are made with high pressure laminate and are offered in the following finishes: Absolute Acajou (ACJ), Asian Night (ASN), Avant Cherry (AWC), Avant Honey (AWH), Blizzard (BZD), Clear Maple (CMB), Custom Grey (CGY), Dark Espresso (DES), Designer White (DWT), Stonedust (SDT), Walnut Heights (WHE), White Chocolate (WHC) and Winter Cherry (WCR). Please specify. Custom high pressure laminate finishes will be considered upon request.
- For leg finish options, please see page 379. No upcharges.
- If more than one fabric or a fabric/vinyl and leather combination is required, please fill out a "Seating Multiple Textile" form, specifying each fabric location. Please contact Customer Service for more information.

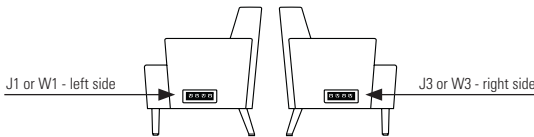
ELECTRICAL PLACEMENT

Soft Seating

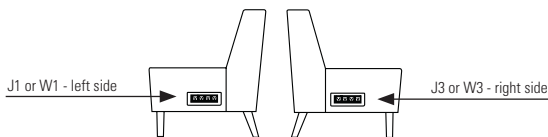
Locations available on left side J1 (Black) or W1 (White), right side J3 (Black), or W3 (White) or both sides J1/J3 (Black) or W1/W3 (White).



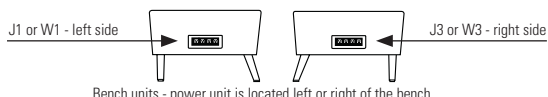
Personal Harbor units - power unit is located left or right of the seat box



Arm units - power unit is located left or right of the seat box



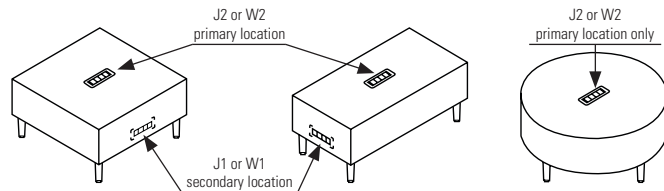
Armless units - power unit is located left or right of the seat box.



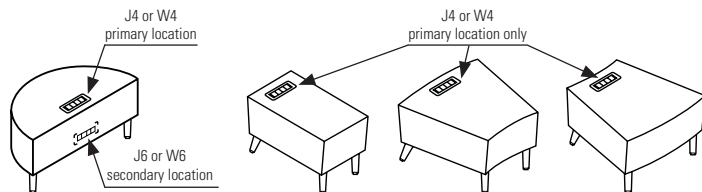
Bench units - power unit is located left or right of the bench.

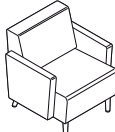

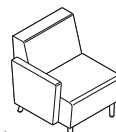

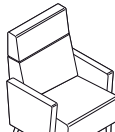
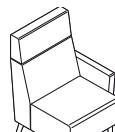
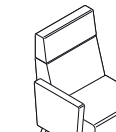
Coffee/End Tables


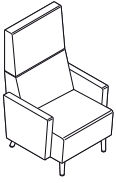
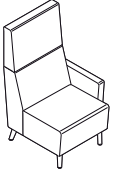
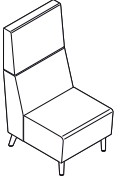

Primary location is on the top of the unit, centered J2 (Black) or W2 (White). Secondary Location is end/side of the unit J1 (Black) or W1 (White).

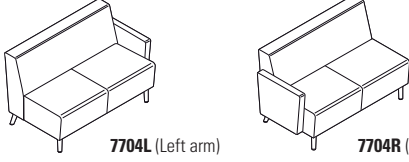

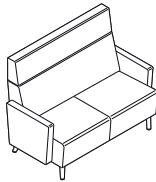
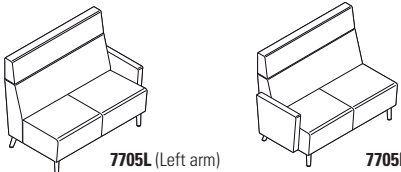



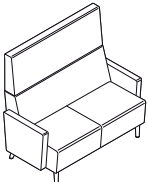
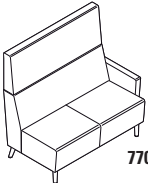
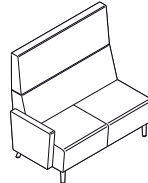

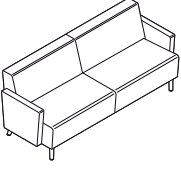

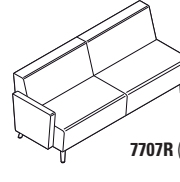
Primary location is on the top rear/edge of the unit J4 (Black) or W4 (White). Secondary Location is the back side of the unit J6 (Black) or W6 (White).

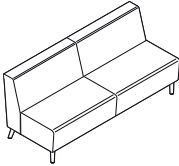
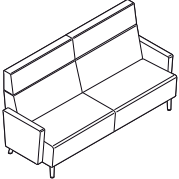
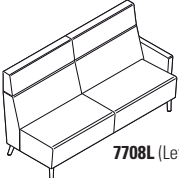

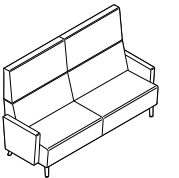


DESCRIPTION	FEATURES	MODEL#	STANDARD TEXTILE GRADES													
			1	2	3	4	5	6	7	8	9	10	11	12		
 <p>Lounge Chair - Standard Back w/Arms COM: 4 YD 3.66 M Unit weight: 46 LB 20.9 KG Carton weight: 57 LB 25.85 KG Carton volume: 22.5 FT³ 0.63 MT³</p>	<p>For power/USB unit please see electrical placement chart. Freestanding unit only.</p>	7701	1920	2048	2156	2280	2484	2672	2860	3024	3228	3420	3680	4048		
			OVERALL DIMENSIONS			SEAT DIMENSIONS			BACK DIMENSIONS							
			W	D	H	W	D	H	W	H						
			IN 29.5 MM 749	29.5 749	32 813	24 610	19 483	18 457	24 610	14 356						
		RTA 00	1 per carton													
  <p>7701L (Left arm) 7701R (Right arm)</p> <p>Lounge Chair - Standard w/One Arm COM: 3.25 YD 2.97 M Unit weight: 36 LB 16.4 KG Carton weight: 47 LB 21.32 KG Carton volume: 22.5 FT³ 0.63 MT³</p>	<p>For power/USB unit please see electrical placement chart. Includes ganging hardware (1 side).</p>	7701L 7701R	1676	1780	1868	1969	2134	2287	2440	2573	2739	2895	3106	3405		
			OVERALL DIMENSIONS			SEAT DIMENSIONS			BACK DIMENSIONS							
			W	D	H	W	D	H	W	H						
			IN 27 MM 686	29.5 749	32 813	24 610	19 483	18 457	24 610	14 356						
		RTA 00	1 per carton													
 <p>Armless Lounge Chair - Standard Back COM: 2.5 YD 2.29 M Unit weight: 26 LB 11.8 KG Carton weight: 37 LB 16.78 KG Carton volume: 22.5 FT³ 0.63 MT³</p>	<p>For power/USB unit please see electrical placement chart. Includes ganging hardware (2 sides).</p>	7701NA	1432	1512	1580	1657	1785	1902	2020	2122	2250	2370	2532	2762		
			OVERALL DIMENSIONS			SEAT DIMENSIONS			BACK DIMENSIONS							
			W	D	H	W	D	H	W	H						
			IN 24.5 MM 622	29.5 749	32 813	24 610	19 483	18 457	24 610	14 356						
		RTA 00	1 per carton													
 <p>Lounge Chair - High Back w/Arms COM: 4.5 YD 4.11 M Unit weight: 48 LB 21.8 KG Carton weight: 61 LB 27.67 KG Carton volume: 28.25 FT³ 0.79 MT³</p>	<p>For power/USB unit please see electrical placement chart. Freestanding unit only.</p>	7702	2154	2298	2420	2559	2789	3000	3212	3396	3626	3842	4134	4548		
			OVERALL DIMENSIONS			SEAT DIMENSIONS			BACK DIMENSIONS							
			W	D	H	W	D	H	W	H						
			IN 29.5 MM 749	29.5 749	41.5 1054	24 610	19 483	18 457	24 610	24 610						
		RTA 00	1 per carton													
  <p>7702L (Left arm) 7702R (Right arm)</p> <p>Lounge Chair - High Back w/One Arm COM: 3.75 YD 3.43 M Unit weight: 38 LB 17.3 KG Carton weight: 51 LB 23.13 KG Carton volume: 28.25 FT³ 0.79 MT³</p>	<p>For power/USB unit please see electrical placement chart. Includes ganging hardware (1 side).</p>	7702L 7702R	1913	2033	2134	2251	2442	2618	2794	2948	3139	3319	3563	3908		
			OVERALL DIMENSIONS			SEAT DIMENSIONS			BACK DIMENSIONS							
			W	D	H	W	D	H	W	H						
			IN 27 MM 686	29.5 749	41.5 1054	24 610	19 483	18 457	24 610	24 610						
		RTA 00	1 per carton													

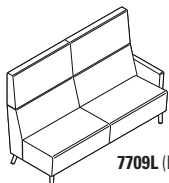
DESCRIPTION	FEATURES	MODEL#	STANDARD TEXTILE GRADES											
			1	2	3	4	5	6	7	8	9	10	11	12
 <p>Armless Lounge Chair - High Back COM: 3 YD 2.74 M Unit weight: 28 LB 12.7 KG Carton weight: 41 LB 18.6 KG Carton volume: 28.25 FT³ 0.79 MT³</p>	<p>For power/USB unit please see electrical placement chart. Includes ganging hardware (2 sides).</p>	7702NA	1669	1765	1846	1939	2092	2233	2374	2497	2650	2794	2989	3265
			OVERALL DIMENSIONS			SEAT DIMENSIONS			BACK DIMENSIONS					
			W	D	H	W	D	H	W	H				
			IN 24.5 MM 622	29.5 749	41.5 1054	24 610	19 483	18 457	24 610	24 610				
			RTA 00		1 per carton									
 <p>Lounge Chair - Extended Back w/Arms COM: 4.75 YD 4.34 M Unit weight: 51 LB 23.2 KG Carton weight: 68 LB 30.84 KG Carton volume: 32.75 FT³ 0.92 MT³</p>	<p>For power/USB unit please see electrical placement chart. Freestanding unit only.</p>	7703	2247	2399	2527	2675	2917	3140	3363	3558	3800	4028	4337	4774
			OVERALL DIMENSIONS			SEAT DIMENSIONS			BACK DIMENSIONS					
			W	D	H	W	D	H	W	H				
			IN 29.5 MM 749	29.5 749	47 1194	24 610	19 483	18 457	24 610	29 737				
			RTA 00		1 per carton									
 <p>Lounge Chair-Extended Back w/One Arm COM: 4 YD 3.66 M Unit weight: 41 LB 18.6 KG Carton weight: 58 LB 26.31 KG Carton volume: 32.75 FT³ 0.92 MT³</p>	<p>For power/USB unit please see electrical placement chart. Includes ganging hardware (1 side).</p>	7703L 7703R	2004	2132	2240	2364	2568	2756	2944	3108	3312	3504	3764	4132
			OVERALL DIMENSIONS			SEAT DIMENSIONS			BACK DIMENSIONS					
			W	D	H	W	D	H	W	H				
			IN 27 MM 686	29.5 749	47 1194	24 610	19 483	18 457	24 610	29 737				
			RTA 00		1 per carton									
 <p>Armless Lounge Chair - Extended Back COM: 3.25 YD 2.97 M Unit weight: 31 LB 14.1 KG Carton weight: 48 LB 21.77 KG Carton volume: 32.75 FT³ 0.92 MT³</p>	<p>For power/USB unit please see electrical placement chart. Includes ganging hardware (2 sides).</p>	7703NA	1761	1865	1953	2054	2219	2372	2525	2658	2824	2980	3191	3490
			OVERALL DIMENSIONS			SEAT DIMENSIONS			BACK DIMENSIONS					
			W	D	H	W	D	H	W	H				
			IN 24.5 MM 622	29.5 749	47 1194	24 610	19 483	18 457	24 610	29 737				
			RTA 00		1 per carton									
 <p>Two Seater - Standard Back w/Arms COM: 5.5 YD 5.03 M Unit weight: 73 LB 33.2 KG Carton weight: 95 LB 43.09 KG Carton volume: 39 FT³ 1.1 MT³</p>	<p>For power/USB unit please see electrical placement chart. Freestanding unit only.</p>	7704	2702	2878	3027	3197	3478	3736	3995	4220	4501	4765	5122	5628
			OVERALL DIMENSIONS			SEAT DIMENSIONS			BACK DIMENSIONS					
			W	D	H	W	D	H	W	H				
			IN 53.5 MM 1359	29.5 749	32 813	48 1219	19 483	18 457	48 1219	14 356				
			RTA 00		1 per carton									

DESCRIPTION	FEATURES	MODEL#	STANDARD TEXTILE GRADES											
			1	2	3	4	5	6	7	8	9	10	11	12
 <p>7704L (Left arm) 7704R (Right arm)</p> <p>Two Seater - Standard Back w/One Arm COM: 4.75 YD 4.34 M Unit weight: 63 LB 28.6 KG Carton weight: 85 LB 38.56 KG Carton volume: 39 FT³ 1.1 MT³</p>	<p>For power/USB unit please see electrical placement chart. Includes ganging hardware (1 side).</p>	<p>7704L 7704R</p>	1	2	3	4	5	6	7	8	9	10	11	12
			2460	2612	2740	2888	3130	3353	3576	3771	4013	4241	4550	4987
			OVERALL DIMENSIONS			SEAT DIMENSIONS			BACK DIMENSIONS					
			W	D	H	W	D	H	W	H				
			IN 51	29.5	32	48	19	18	48	14				
			MM 1295	749	813	1219	483	457	1219	356				
			RTA 00	1 per carton										
 <p>7704NA</p> <p>Armless Two Seater - Standard Back COM: 4.25 YD 3.89 M Unit weight: 53 LB 24.1 KG Carton weight: 75 LB 34.02 KG Carton volume: 39 FT³ 1.1 MT³</p>	<p>For power/USB unit please see electrical placement chart. Includes ganging hardware (2 sides).</p>	<p>7704NA</p>	1	2	3	4	5	6	7	8	9	10	11	12
			2217	2353	2468	2600	2816	3016	3216	3390	3607	3811	4087	4478
			OVERALL DIMENSIONS			SEAT DIMENSIONS			BACK DIMENSIONS					
			W	D	H	W	D	H	W	H				
			IN 48.5	29.5	32	48	19	18	48	14				
			MM 1232	749	813	1219	483	457	1219	356				
			RTA 00	1 per carton										
 <p>7705</p> <p>Two Seater - High Back w/Arms COM: 6.5 YD 5.94 M Unit weight: 77 LB 35 KG Carton weight: 101 LB 45.81 KG Carton volume: 49 FT³ 1.38 MT³</p>	<p>For power/USB unit please see electrical placement chart. Freestanding unit only.</p>	<p>7705</p>	1	2	3	4	5	6	7	8	9	10	11	12
			3172	3380	3556	3757	4089	4394	4700	4966	5298	5610	6032	6630
			OVERALL DIMENSIONS			SEAT DIMENSIONS			BACK DIMENSIONS					
			W	D	H	W	D	H	W	H				
			IN 53.5	29.5	41.5	48	19	18	48	24				
			MM 1359	749	1054	1219	483	457	1219	610				
			RTA 00	1 per carton										
 <p>7705L (Left arm) 7705R (Right arm)</p> <p>Two Seater - High Back w/One Arm COM: 5.75 YD 5.26 M Unit weight: 67 LB 30.5 KG Carton weight: 91 LB 41.28 KG Carton volume: 49 FT³ 1.38 MT³</p>	<p>For power/USB unit please see electrical placement chart. Includes ganging hardware (1 side).</p>	<p>7705L 7705R</p>	1	2	3	4	5	6	7	8	9	10	11	12
			2929	3113	3268	3447	3740	4010	4280	4516	4809	5085	5459	5988
			OVERALL DIMENSIONS			SEAT DIMENSIONS			BACK DIMENSIONS					
			W	D	H	W	D	H	W	H				
			IN 51	29.5	41.5	48	19	18	48	24				
			MM 1295	749	1054	1219	483	457	1219	610				
			RTA 00	1 per carton										
 <p>7705NA</p> <p>Armless Two Seater - High Back COM: 5.25 YD 4.8 M Unit weight: 57 LB 25.9 KG Carton weight: 81 LB 36.74 KG Carton volume: 49 FT³ 1.38 MT³</p>	<p>For power/USB unit please see electrical placement chart. Includes ganging hardware (2 sides).</p>	<p>7705NA</p>	1	2	3	4	5	6	7	8	9	10	11	12
			2687	2855	2997	3160	3427	3674	3921	4136	4404	4656	4997	5480
			OVERALL DIMENSIONS			SEAT DIMENSIONS			BACK DIMENSIONS					
			W	D	H	W	D	H	W	H				
			IN 48.5	29.5	41.5	48	19	18	48	24				
			MM 1232	749	1054	1219	483	457	1219	610				
			RTA 00	1 per carton										

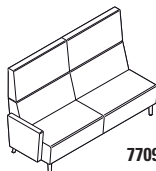
DESCRIPTION	FEATURES	MODEL#	STANDARD TEXTILE GRADES															
			1	2	3	4	5	6	7	8	9	10	11	12				
 <p>Two Seater - Extended Back w/Arms COM: 7 YD 6.4 M Unit weight: 81 LB 36.8 KG Carton weight: 107 LB 48.53 KG Carton volume: 56.75 FT³ 1.6 MT³</p>	For power/USB unit please see electrical placement chart. Freestanding unit only.	7706	3358	3582	3771	3988	4345	4674	5003	5290	5647	5983	6438	7082				
			OVERALL DIMENSIONS			SEAT DIMENSIONS			BACK DIMENSIONS									
			W	D	H	W	D	H	W	H								
			IN 53.5 MM 1359	29.5 749	47 1194	48 1219	19 483	18 457	48 1219	29 737								
			<div style="border: 1px solid black; padding: 2px; display: inline-block;">RTA 00</div> 1 per carton															
 <p>Two Seater - Extended Back w/One Arm COM: 6.25 YD 5.72 M Unit weight: 71 LB 32.3 KG Carton weight: 97 LB 44 KG Carton volume: 56.75 FT³ 1.6 MT³</p>	 <p>7706R (Right arm)</p>	For power/USB unit please see electrical placement chart. Includes ganging hardware (1 side).	7706L 7706R	3115	3315	3484	3678	3996	4290	4584	4840	5159	5459	5865	6440			
				OVERALL DIMENSIONS			SEAT DIMENSIONS			BACK DIMENSIONS								
				W	D	H	W	D	H	W	H							
				IN 51 MM 1295	29.5 749	47 1194	48 1219	19 483	18 457	48 1219	29 737							
			<div style="border: 1px solid black; padding: 2px; display: inline-block;">RTA 00</div> 1 per carton															
 <p>Armless Two Seater - Extended Back COM: 5.75 YD 5.26 M Unit weight: 61 LB 27.7 KG Carton weight: 87 LB 39.46 KG Carton volume: 56.75 FT³ 1.6 MT³</p>	For power/USB unit please see electrical placement chart. Includes ganging hardware (2 sides).	7706NA	2871	3055	3210	3389	3682	3952	4222	4458	4751	5027	5401	5930				
			OVERALL DIMENSIONS			SEAT DIMENSIONS			BACK DIMENSIONS									
			W	D	H	W	D	H	W	H								
			IN 48.5 MM 1232	29.5 749	47 1194	48 1219	19 483	18 457	48 1219	29 737								
			<div style="border: 1px solid black; padding: 2px; display: inline-block;">RTA 00</div> 1 per carton															
 <p>Three Seater - Standard Back w/Arms COM: 8.25 YD 7.54 M Unit weight: 108 LB 49.1 KG Carton weight: 139 LB 63.05 KG Carton volume: 55.5 FT³ 1.57 MT³</p>	For power/USB unit please see electrical placement chart. Freestanding unit only.	7707	4268	4532	4755	5011	5431	5819	6207	6545	6966	7362	7898	8657				
			OVERALL DIMENSIONS			SEAT DIMENSIONS			BACK DIMENSIONS									
			W	D	H	W	D	H	W	H								
			IN 77.5 MM 1969	29.5 749	32 813	72 1829	19 483	18 457	72 1829	14 356								
			<div style="border: 1px solid black; padding: 2px; display: inline-block;">RTA 00</div> 1 per carton															
 <p>Three Seater - Standard Back w/One Arm COM: 7.75 YD 7.09 M Unit weight: 98 LB 44.5 KG Carton weight: 129 LB 58.51 KG Carton volume: 55.5 FT³ 1.57 MT³</p>	 <p>7707R (Right arm)</p>	For power/USB unit please see electrical placement chart. Includes ganging hardware (1 side).	7707L 7707R	4025	4273	4482	4723	5118	5482	5846	6164	6559	6931	7435	8148			
				OVERALL DIMENSIONS			SEAT DIMENSIONS			BACK DIMENSIONS								
				W	D	H	W	D	H	W	H							
				IN 75 MM 1905	29.5 749	32 813	72 1829	19 483	18 457	72 1829	14 356							
			<div style="border: 1px solid black; padding: 2px; display: inline-block;">RTA 00</div> 1 per carton															

DESCRIPTION	FEATURES	MODEL#	STANDARD TEXTILE GRADES											
			1	2	3	4	5	6	7	8	9	10	11	12
 <p>Armless Three Seater - Standard Back COM: 7 YD 6.4 M Unit weight: 88 LB 40 KG Carton weight: 119 LB 53.98 KG Carton volume: 55.5 FT³ 1.57 MT³</p>	<p>For power/USB unit please see electrical placement chart. Includes ganging hardware (2 sides).</p>	7707NA	3783	4007	4196	4413	4770	5099	5428	5715	6072	6408	6863	7507
			OVERALL DIMENSIONS			SEAT DIMENSIONS			BACK DIMENSIONS					
			W	D	H	W	D	H	W	H				
			IN 72.5 MM 1842	29.5 749	32 813	72 1829	19 483	18 457	72 1829	14 356				
			RTA 00	1 per carton										
 <p>Three Seater - High Back w/Arms COM: 10.5 YD 9.6 M Unit weight: 112 LB 50.9 KG Carton weight: 148 LB 67.13 KG Carton volume: 69.75 FT³ 1.97 MT³</p>	<p>For power/USB unit please see electrical placement chart. Freestanding unit only.</p>	7708	4973	5309	5593	5918	6454	6947	7441	7871	8407	8911	9593	10559
			OVERALL DIMENSIONS			SEAT DIMENSIONS			BACK DIMENSIONS					
			W	D	H	W	D	H	W	H				
			IN 77.5 MM 1969	29.5 749	41.5 1054	72 1829	19 483	18 457	72 1829	24 610				
			RTA 00	1 per carton										
 <p>Three Seater - High Back w/One Arm COM: 9.75 YD 8.92 M Unit weight: 102 LB 46.4 KG Carton weight: 139 LB 63.05 KG Carton volume: 69.75 FT³ 1.97 MT³</p>	<p>For power/USB unit please see electrical placement chart. Includes ganging hardware (1 side).</p>	7708L 7708R	4731	5043	5306	5609	6106	6564	7022	7422	7919	8387	9021	9918
			OVERALL DIMENSIONS			SEAT DIMENSIONS			BACK DIMENSIONS					
			W	D	H	W	D	H	W	H				
			IN 75 MM 1905	29.5 749	41.5 1054	72 1829	19 483	18 457	72 1829	24 610				
			RTA 00	1 per carton										
 <p>Armless Three Seater - High Back COM: 9.25 YD 8.46 M Unit weight: 92 LB 41.8 KG Carton weight: 126 LB 57.15 KG Carton volume: 69.75 FT³ 1.97 MT³</p>	<p>For power/USB unit please see electrical placement chart. Includes ganging hardware (2 sides).</p>	7708NA	4486	4782	5032	5319	5790	6225	6660	7039	7511	7955	8556	9407
			OVERALL DIMENSIONS			SEAT DIMENSIONS			BACK DIMENSIONS					
			W	D	H	W	D	H	W	H				
			IN 72.5 MM 1842	29.5 749	41.5 1054	72 1829	19 483	18 457	72 1829	24 610				
			RTA 00	1 per carton										
 <p>Three Seater - Extended Back w/Arms COM: 11 YD 10.06 M Unit weight: 116 LB 52.7 KG Carton weight: 144 LB 65.32 KG Carton volume: 78.75 FT³ 2.22 MT³</p>	<p>For power/USB unit please see electrical placement chart. Freestanding unit only.</p>	7709	5250	5602	5899	6240	6801	7318	7835	8286	8847	9375	10090	11102
			OVERALL DIMENSIONS			SEAT DIMENSIONS			BACK DIMENSIONS					
			W	D	H	W	D	H	W	H				
			IN 77.5 MM 1969	29.5 749	47 1194	72 1829	19 483	18 457	72 1829	29 737				
			RTA 00	1 per carton										

DESCRIPTION FEATURES MODEL# STANDARD TEXTILE GRADES



7709L (Left arm)




7709R (Right arm)

Three Seater - Extended Back w/One Arm

COM: 10.5 YD | 9.6 M
 Unit weight: 106 LB | 48.2 KG
 Carton weight: 134 LB | 60.78 KG
 Carton volume: 78.75 FT³ | 2.22 MT³

For power/USB unit please see electrical placement chart.
 Includes ganging hardware (1 side).

MODEL#	1	2	3	4	5	6	7	8	9	10	11	12
7709L 7709R	5007	5343	5627	5952	6488	6981	7475	7905	8441	8945	9627	10593
OVERALL DIMENSIONS			SEAT DIMENSIONS			BACK DIMENSIONS						
W	D	H	W	D	H	W	H					
IN 75 MM 1905	29.5 749	47 1194	72 1829	19 483	18 457	72 1829	29 737					
RTA 00			1 per carton									

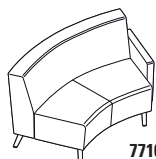


Armless Three Seater - Extended Back

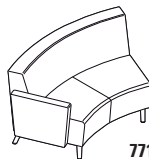
COM: 9.75 YD | 8.92 M
 Unit weight: 96 LB | 43.6 KG
 Carton weight: 124 LB | 56.25 KG
 Carton volume: 78.75 FT³ | 2.22 MT³

For power/USB unit please see electrical placement chart.
 Includes ganging hardware (2 sides).

MODEL#	1	2	3	4	5	6	7	8	9	10	11	12
7709NA	4764	5076	5339	5642	6139	6597	7055	7455	7952	8420	9054	9951
OVERALL DIMENSIONS			SEAT DIMENSIONS			BACK DIMENSIONS						
W	D	H	W	D	H	W	H					
IN 72.5 MM 1842	29.5 749	47 1194	72 1829	19 483	18 457	72 1829	29 737					
RTA 00			1 per carton									



7710L (Left arm)




7710R (Right arm)

IS Curve - Two Seater - Standard Back w/One Arm

COM: 5.25 YD | 4.8 M
 Unit weight: 68 LB | 30.9 KG
 Carton weight: 88 LB | 39.92 KG
 Carton volume: 43 FT³ | 1.21 MT³

For power/USB unit please see electrical placement chart.
 Includes ganging hardware (2 sides).

MODEL#	1	2	3	4	5	6	7	8	9	10	11	12
7710L 7710R	2886	3054	3196	3359	3626	3873	4120	4335	4603	4855	5196	5679
OVERALL DIMENSIONS			SEAT DIMENSIONS			BACK DIMENSIONS						
W	D	H	W	D	H	W	H					
IN 57 MM 1448	29.5 749	32 813	42 1067	19 483	18 457	51 1295	14 356					
RTA 00			1 per carton									

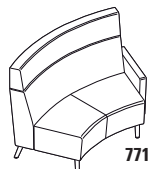


Armless IS Curve - Two Seat - Standard Back

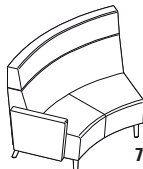
COM: 4.5 YD | 4.11 M
 Unit weight: 58 LB | 26.4 KG
 Carton weight: 78 LB | 35.38 KG
 Carton volume: 43 FT³ | 1.21 MT³

For power/USB unit please see electrical placement chart.
 Includes ganging hardware (2 sides).

MODEL#	1	2	3	4	5	6	7	8	9	10	11	12
7710NA	2643	2787	2909	3048	3278	3489	3701	3885	4115	4331	4623	5037
OVERALL DIMENSIONS			SEAT DIMENSIONS			BACK DIMENSIONS						
W	D	H	W	D	H	W	H					
IN 55 MM 1397	29.5 749	32 813	42 1067	19 483	18 457	51 1295	14 356					
RTA 00			1 per carton									



7711L (Left arm)




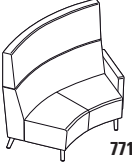

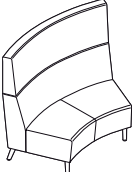

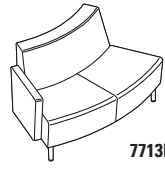

7711R (Right arm)

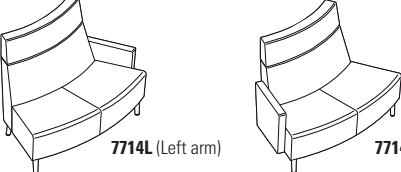
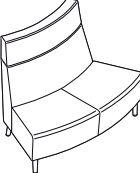
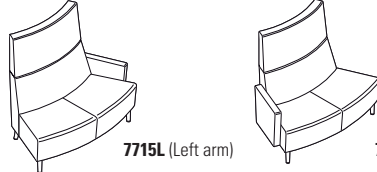
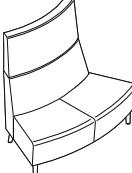
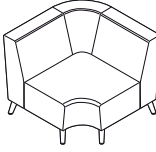
IS Curve - Two Seater - High Back w/One Arm

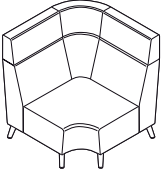
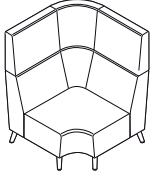
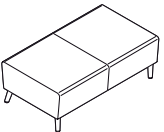
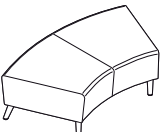
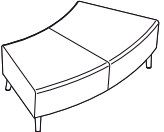
COM: 6.5 YD | 5.94 M
 Unit weight: 72 LB | 32.7 KG
 Carton weight: 94 LB | 42.64 KG
 Carton volume: 54 FT³ | 1.52 MT³

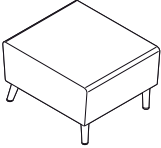
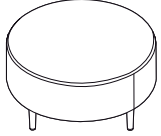
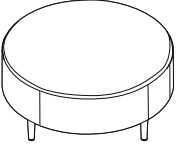
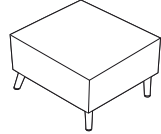
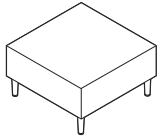
For power/USB unit please see electrical placement chart.
 Includes ganging hardware (2 sides).

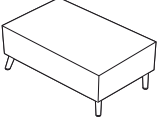
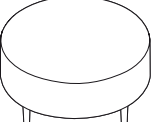
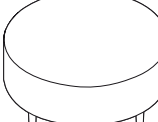
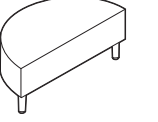
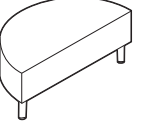
MODEL#	1	2	3	4	5	6	7	8	9	10	11	12
7711L 7711R	3428	3636	3812	4013	4345	4650	4956	5222	5554	5866	6288	6886
OVERALL DIMENSIONS			SEAT DIMENSIONS			BACK DIMENSIONS						
W	D	H	W	D	H	W	H					
IN 57 MM 1448	29.5 749	41.5 1054	42 1067	19 483	18 457	51 1295	24 610					
RTA 00			1 per carton									

DESCRIPTION	FEATURES	MODEL#	STANDARD TEXTILE GRADES													
			1	2	3	4	5	6	7	8	9	10	11	12		
 <p>Armless IS Curve - Two Seater - High Back COM: 6 YD 5.49 M Unit weight: 62 LB 28.2 KG Carton weight: 84 LB 38.1 KG Carton volume: 54 FT³ 1.52 MT³</p>	<p>For power/USB unit please see electrical placement chart. Includes ganging hardware (2 sides).</p>	<p>7711NA</p>	3185	3377	3539	3725	4031	4313	4595	4841	5147	5435	5825	6377		
			<p>OVERALL DIMENSIONS</p>			<p>SEAT DIMENSIONS</p>			<p>BACK DIMENSIONS</p>							
			W	D	H	W	D	H	W	H						
			IN 55 MM 1397	29.5 749	41.5 1054	42 1067	19 483	18 457	51 1295	24 610						
			<p>RTA 00 1 per carton</p>													
 <p>7712L (Left arm)</p>	 <p>7712R (Right arm)</p>	<p>7712L 7712R</p>	3741	3965	4154	4371	4728	5057	5386	5673	6030	6366	6821	7465		
			<p>OVERALL DIMENSIONS</p>			<p>SEAT DIMENSIONS</p>			<p>BACK DIMENSIONS</p>							
			W	D	H	W	D	H	W	H						
			IN 57 MM 1448	29.5 749	47 1194	42 1067	19 483	18 457	51 1295	29 737						
			<p>RTA 00 1 per carton</p>													
 <p>Armless IS Curve - Two Seater - Extended Back COM: 6.75 YD 6.17 M Unit weight: 66 LB 30 KG Carton weight: 89 LB 40.37 KG Carton volume: 62.75 FT³ 1.77 MT³</p>	<p>For power/USB unit please see electrical placement chart. Includes ganging hardware (2 sides).</p>	<p>7712NA</p>	3498	3714	3896	4106	4450	4767	5084	5361	5705	6029	6468	7089		
			<p>OVERALL DIMENSIONS</p>			<p>SEAT DIMENSIONS</p>			<p>BACK DIMENSIONS</p>							
			W	D	H	W	D	H	W	H						
			IN 55 MM 1397	29.5 749	47 1194	42 1067	19 483	18 457	51 1295	29 737						
			<p>RTA 00 1 per carton</p>													
 <p>7713L (Left arm)</p>	 <p>7713R (Right arm)</p>	<p>7713L 7713R</p>	2943	3111	3253	3416	3683	3930	4177	4392	4660	4912	5253	5736		
			<p>OVERALL DIMENSIONS</p>			<p>SEAT DIMENSIONS</p>			<p>BACK DIMENSIONS</p>							
			W	D	H	W	D	H	W	H						
			IN 54.5 MM 1384	29.5 749	32 813	48 1219	19 483	18 457	36 914	14 356						
			<p>RTA 00 1 per carton</p>													
 <p>Armless OS Curve - Two Seater - Standard Back COM: 4.5 YD 4.11 M Unit weight: 52 LB 23.6 KG Carton weight: 72 LB 32.66 KG Carton volume: 43 FT³ 1.21 MT³</p>	<p>For power/USB unit please see electrical placement chart. Includes ganging hardware (2 sides).</p>	<p>7713NA</p>	2699	2843	2965	3104	3334	3545	3757	3941	4171	4387	4679	5093		
			<p>OVERALL DIMENSIONS</p>			<p>SEAT DIMENSIONS</p>			<p>BACK DIMENSIONS</p>							
			W	D	H	W	D	H	W	H						
			IN 54 MM 1372	29.5 749	32 813	48 1219	19 483	18 457	36 914	14 356						
			<p>RTA 00 1 per carton</p>													

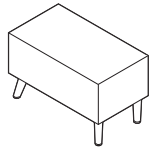
DESCRIPTION	FEATURES	MODEL#	STANDARD TEXTILE GRADES											
			1	2	3	4	5	6	7	8	9	10	11	12
 <p>7714L (Left arm) 7714R (Right arm)</p> <p>OS Curve - Two Seater - High Back w/One Arm COM: 6.5 YD 5.94 M Unit weight: 66 LB 30 KG Carton weight: 88 LB 39.92 KG Carton volume: 54 FT³ 1.52 MT³</p>	<p>For power/USB unit please see electrical placement chart. Includes ganging hardware (1 side).</p>	7714L 7714R	1	2	3	4	5	6	7	8	9	10	11	12
			3486	3694	3870	4071	4403	4708	5014	5280	5612	5924	6346	6944
			OVERALL DIMENSIONS			SEAT DIMENSIONS			BACK DIMENSIONS					
			W	D	H	W	D	H	W	H				
			IN 54.5	29.5	41.5	48	19	18	36	24				
			MM 1384	749	1054	1219	483	457	914	610				
			RTA 00	1 per carton										
 <p>7714NA</p> <p>Armless OS Curve - Two Seater - High Back COM: 6.5 YD 5.94 M Unit weight: 56 LB 25.5 KG Carton weight: 78 LB 35.38 KG Carton volume: 54 FT³ 1.52 MT³</p>	<p>For power/USB unit please see electrical placement chart. Includes ganging hardware (2 sides).</p>	7714NA	1	2	3	4	5	6	7	8	9	10	11	12
			3242	3434	3596	3782	4088	4370	4652	4898	5204	5492	5882	6434
			OVERALL DIMENSIONS			SEAT DIMENSIONS			BACK DIMENSIONS					
			W	D	H	W	D	H	W	H				
			IN 54	29.5	41.5	48	19	18	36	24				
			MM 1372	749	1054	1219	483	457	914	610				
			RTA 00	1 per carton										
 <p>7715L (Left arm) 7715R (Right arm)</p> <p>OS Curve - Two Seater - Extended Back w/One Arm COM: 7 YD 6.4 M Unit weight: 70 LB 31.8 KG Carton weight: 93 LB 42.18 KG Carton volume: 62.75 FT³ 1.77 MT³</p>	<p>For power/USB unit please see electrical placement chart. Includes ganging hardware (1 side).</p>	7715L 7715R	1	2	3	4	5	6	7	8	9	10	11	12
			3797	4021	4210	4427	4784	5113	5442	5729	6086	6422	6877	7521
			OVERALL DIMENSIONS			SEAT DIMENSIONS			BACK DIMENSIONS					
			W	D	H	W	D	H	W	H				
			IN 54.5	29.5	47	48	19	18	36	29				
			MM 1384	749	1194	1219	483	457	914	737				
			RTA 00	1 per carton										
 <p>7715NA</p> <p>Armless OS Curve - Two Seater - Ext. High Back COM: 6.75 YD 6.17 M Unit weight: 60 LB 27.3 KG Carton weight: 83 LB 37.65 KG Carton volume: 62.75 FT³ 1.77 MT³</p>	<p>For power/USB unit please see electrical placement chart. Includes ganging hardware (2 sides).</p>	7715NA	1	2	3	4	5	6	7	8	9	10	11	12
			3553	3769	3951	4161	4505	4822	5139	5416	5760	6084	6523	7144
			OVERALL DIMENSIONS			SEAT DIMENSIONS			BACK DIMENSIONS					
			W	D	H	W	D	H	W	H				
			IN 54	29.5	47	48	19	18	36	29				
			MM 1372	749	1194	1219	483	457	914	737				
			RTA 00	1 per carton										
 <p>7716</p> <p>Armless Corner Unit - Standard Back COM: 5.5 YD 5.03 M Unit weight: 55 LB 25 KG Carton weight: 75 LB 34.02 KG Carton volume: 49 FT³ 1.38 MT³</p>	<p>For power/USB unit please see electrical placement chart. Includes ganging hardware (2 sides).</p>	7716	1	2	3	4	5	6	7	8	9	10	11	12
			3676	3852	4001	4171	4452	4710	4969	5194	5475	5739	6096	6602
			OVERALL DIMENSIONS			SEAT DIMENSIONS			BACK DIMENSIONS					
			W	D	H	W	D	H	W	H				
			IN 38	38	32	24	19	18	24	14				
			MM 965	965	813	610	483	457	610	356				
			RTA 00	1 per carton										

DESCRIPTION	FEATURES	MODEL#	STANDARD TEXTILE GRADES													
			1	2	3	4	5	6	7	8	9	10	11	12		
 <p>Armless Corner Unit - High Back COM: 7.75 YD 7.09 M Unit weight: 60 LB 27.3 KG Carton weight: 82 LB 37.19 KG Carton volume: 49 FT³ 1.38 MT³</p>	For power/USB unit please see electrical placement chart. Includes ganging hardware (2 sides).	7717	4666	4914	5123	5364	5759	6123	6487	6805	7200	7572	8076	8789		
			OVERALL DIMENSIONS			SEAT DIMENSIONS			BACK DIMENSIONS							
			W	D	H	W	D	H	W	H						
			IN 38	38	41.5	24	19	18	24	24						
			MM 965	965	1054	610	483	457	610	610						
RTA 00	1 per carton															
 <p>Armless Corner Unit - Extended Back COM: 8.5 YD 7.77 M Unit weight: 65 LB 29.5 KG Carton weight: 88 LB 39.92 KG Carton volume: 49 FT³ 1.38 MT³</p>	For power/USB unit please see electrical placement chart. Includes ganging hardware (2 sides).	7718	5181	5453	5683	5946	6380	6779	7179	7527	7961	8369	8921	9703		
			OVERALL DIMENSIONS			SEAT DIMENSIONS			BACK DIMENSIONS							
			W	D	H	W	D	H	W	H						
			IN 38	38	47	24	19	18	24	29						
			MM 965	965	1194	610	483	457	610	737						
RTA 00	1 per carton															
 <p>Two Seater Bench COM: 2.25 YD 2.06 M Unit weight: 31 LB 14.1 KG Carton weight: 41 LB 18.6 KG Carton volume: 21.25 FT³ 0.6 MT³</p>	For power/USB unit please see electrical placement chart. Includes ganging hardware (2 sides).	7725	1796	1868	1929	1999	2113	2219	2325	2417	2532	2640	2786	2993		
			OVERALL DIMENSIONS			SEAT DIMENSIONS			BACK DIMENSIONS							
			W	D	H	W	D	H	W	H						
			IN 48.5	28	17.5	-	-	-	-	-						
			MM 1232	711	445	-	-	-	-	-						
RTA 00	1 per carton															
 <p>IS Curve - Two Seater Bench COM: 3 YD 2.74 M Unit weight: 31 LB 14.1 KG Carton weight: 41 LB 18.6 KG Carton volume: 21.25 FT³ 0.6 MT³</p>	For power/USB unit please see electrical placement chart. Includes ganging hardware (2 sides).	7726	2609	2705	2786	2879	3032	3173	3314	3437	3590	3734	3929	4205		
			OVERALL DIMENSIONS			SEAT DIMENSIONS			BACK DIMENSIONS							
			W	D	H	W	D	H	W	H						
			IN 54	28	17.5	-	-	-	-	-						
			MM 1372	711	445	-	-	-	-	-						
RTA 00	1 per carton															
 <p>OS Curve - Two Seater Bench COM: 3 YD 2.74 M Unit weight: 31 LB 14.1 KG Carton weight: 41 LB 18.6 KG Carton volume: 21.25 FT³ 0.6 MT³</p>	For power/USB unit please see electrical placement chart. Includes ganging hardware (2 sides).	7727	2597	2693	2774	2867	3020	3161	3302	3425	3578	3722	3917	4193		
			OVERALL DIMENSIONS			SEAT DIMENSIONS			BACK DIMENSIONS							
			W	D	H	W	D	H	W	H						
			IN 54	28	17.5	-	-	-	-	-						
			MM 1372	711	445	-	-	-	-	-						
RTA 00	1 per carton															

DESCRIPTION	FEATURES	MODEL#	STANDARD TEXTILE GRADES											
			1	2	3	4	5	6	7	8	9	10	11	12
 <p>Square Single Seater Bench COM: 1.75 YD 1.6 M Unit weight: 25 LB 11.4 KG Carton weight: 30 LB 13.61 KG Carton volume: 9.25 FT³ 0.26 MT³</p>	<p>For power/USB unit please see electrical placement chart. Includes ganging hardware (2 sides).</p>	7728	1157	1213	1260	1315	1404	1486	1568	1640	1729	1813	1927	2088
			OVERALL DIMENSIONS			SEAT DIMENSIONS			BACK DIMENSIONS					
			W	D	H	W	D	H	W	H				
			IN 24.5	28	17.5	-	-	-	-	-				
			MM 622	711	445	-	-	-	-	-				
			RTA 00	1 per carton										
 <p>36" Dia. - Round Bench COM: 3 YD 2.74 M Unit weight: 41 LB 18.6 KG Carton weight: 46 LB 20.87 KG Carton volume: 18.25 FT³ 0.51 MT³</p>	<p>No power/USB unit. Freestanding unit only.</p>	7729	1546	1642	1723	1816	1969	2110	2251	2374	2527	2671	2866	3142
			OVERALL DIMENSIONS			SEAT DIMENSIONS			BACK DIMENSIONS					
			W	D	H	W	D	H	W	H				
			IN 36	36	17.5	-	-	-	-	-				
			MM 914	914	445	-	-	-	-	-				
			RTA 00	1 per carton										
 <p>42" Dia. - Round Bench COM: 3.25 YD 2.97 M Unit weight: 45 LB 20.5 KG Carton weight: 50 LB 22.68 KG Carton volume: 22 FT³ 0.62 MT³</p>	<p>No power/USB unit. Freestanding unit only.</p>	7730	1813	1917	2005	2106	2271	2424	2577	2710	2876	3032	3243	3542
			OVERALL DIMENSIONS			SEAT DIMENSIONS			BACK DIMENSIONS					
			W	D	H	W	D	H	W	H				
			IN 42	42	17.5	-	-	-	-	-				
			MM 1067	1067	445	-	-	-	-	-				
			RTA 00	1 per carton										
 <p>30" Square Laminated Coffee Table COM: N/A Unit weight: 48 LB 21.8 KG Carton weight: 61 LB 27.67 KG Carton volume: 11.5 FT³ 0.32 MT³</p>	<p>For power/USB unit please see electrical placement chart. Freestanding unit only.</p>	7731	List price											
			1392											
			OVERALL DIMENSIONS			SEAT DIMENSIONS			BACK DIMENSIONS					
			W	D	H	W	D	H	W	H				
			IN 30	30	17	-	-	-	-	-				
MM 762	762	432	-	-	-	-	-							
			RTA 00	1 per carton										
 <p>36" Square Laminated Coffee Table COM: N/A Unit weight: 70 LB 31.8 KG Carton weight: 85 LB 38.56 KG Carton volume: 16.5 FT³ 0.46 MT³</p>	<p>For Power/USB unit please see electrical placement chart. Freestanding unit only.</p>	7732	List price											
			1582											
			OVERALL DIMENSIONS			SEAT DIMENSIONS			BACK DIMENSIONS					
			W	D	H	W	D	H	W	H				
			IN 36	36	17	-	-	-	-	-				
MM 914	914	432	-	-	-	-	-							
			RTA 00	1 per carton										

DESCRIPTION	FEATURES	MODEL#	STANDARD TEXTILE GRADES							
 <p>Rectangular Laminate Coffee Table COM: N/A Unit weight: 50 LB 22.7 KG Carton weight: 55 LB 24.95 KG Carton volume: 11.5 FT³ 0.32 MT³</p>	<p>For power/USB unit please see electrical placement chart.</p> <p>Freestanding unit only.</p>	<p>7733</p>	List price							
			1400							
			OVERALL DIMENSIONS			SEAT DIMENSIONS			BACK DIMENSIONS	
			W	D	H	W	D	H	W	H
IN 40	20	17	-	-	-	-	-			
MM 1016	508	432	-	-	-	-	-			
		RTA 00	1 per carton							
 <p>36" Dia. - Round Laminate Coffee Table COM: N/A Unit weight: 58 LB 26.4 KG Carton weight: 63 LB 28.58 KG Carton volume: 16.5 FT³ 0.46 MT³</p>	<p>For power/USB unit please see electrical placement chart.</p> <p>Freestanding unit only.</p>	<p>7734</p>	List price							
			1729							
			OVERALL DIMENSIONS			SEAT DIMENSIONS			BACK DIMENSIONS	
			W	D	H	W	D	H	W	H
IN 36	36	17	-	-	-	-	-			
MM 914	914	432	-	-	-	-	-			
		RTA 00	1 per carton							
 <p>42" Dia. - Round Laminate Coffee Table COM: N/A Unit weight: 80 LB 36.4 KG Carton weight: 85 LB 38.56 KG Carton volume: 22 FT³ 0.62 MT³</p>	<p>For power/USB unit please see electrical placement chart.</p> <p>Freestanding unit only.</p>	<p>7735</p>	List price							
			1889							
			OVERALL DIMENSIONS			SEAT DIMENSIONS			BACK DIMENSIONS	
			W	D	H	W	D	H	W	H
IN 42	42	17	-	-	-	-	-			
MM 1067	1067	432	-	-	-	-	-			
		RTA 00	1 per carton							
 <p>36" Half Round Laminate Coffee Table COM: N/A Unit weight: 32 LB 14.5 KG Carton weight: 37 LB 16.78 KG Carton volume: 8.5 FT³ 0.24 MT³</p>	<p>For power/USB unit please see electrical placement chart.</p> <p>Freestanding unit only.</p>	<p>7736</p>	List price							
			1223							
			OVERALL DIMENSIONS			SEAT DIMENSIONS			BACK DIMENSIONS	
			W	D	H	W	D	H	W	H
IN 36	18	17	-	-	-	-	-			
MM 914	457	432	-	-	-	-	-			
		RTA 00	1 per carton							
 <p>42" Half Round Laminate Coffee Table COM: N/A Unit weight: 44 LB 20 KG Carton weight: 48 LB 21.77 KG Carton volume: 11.5 FT³ 0.32 MT³</p>	<p>For power/USB unit please see electrical placement chart.</p> <p>Freestanding unit only.</p>	<p>7737</p>	List price							
			1483							
			OVERALL DIMENSIONS			SEAT DIMENSIONS			BACK DIMENSIONS	
			W	D	H	W	D	H	W	H
IN 42	21	17	-	-	-	-	-			
MM 1067	533	432	-	-	-	-	-			
		RTA 00	1 per carton							

DESCRIPTION FEATURES MODEL# STANDARD TEXTILE GRADES

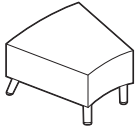


Rectangular Laminate End Table

COM: N/A
 Unit weight: 28 LB | 12.7 KG
 Carton weight: 34 LB | 15.42 KG
 Carton volume: 5.5 FT³ | 0.15 MT³

For power/USB unit please see electrical placement chart.
 Includes ganging hardware (2 sides).

List price							
7738	1401						
OVERALL DIMENSIONS			SEAT DIMENSIONS			BACK DIMENSIONS	
W	D	H	W	D	H	W	H
IN 15	27.25	17	-	-	-	-	-
MM 381	692	432	-	-	-	-	-
RTA 00		1 per carton					

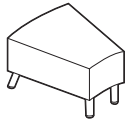


IS Curve Wide Wedge Laminate End Table

COM: N/A
 Unit weight: 40 LB | 18.2 KG
 Carton weight: 50 LB | 22.68 KG
 Carton volume: 9.5 FT³ | 0.26 MT³

For power/USB unit please see electrical placement chart.
 Includes ganging hardware (2 sides).

List price							
7739	1850						
OVERALL DIMENSIONS			SEAT DIMENSIONS			BACK DIMENSIONS	
W	D	H	W	D	H	W	H
IN 27.25	27.25	17	-	-	-	-	-
MM 692	692	432	-	-	-	-	-
RTA 00		1 per carton					

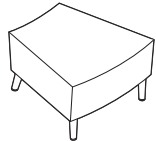


IS Curve Narrow Wedge Laminate End Table

COM: N/A
 Unit weight: 28 LB | 12.7 KG
 Carton weight: 34 LB | 15.42 KG
 Carton volume: 6.5 FT³ | 0.18 MT³

For power/USB unit please see electrical placement chart.
 Includes ganging hardware (2 sides).

List price							
7740	1499						
OVERALL DIMENSIONS			SEAT DIMENSIONS			BACK DIMENSIONS	
W	D	H	W	D	H	W	H
IN 18.25	27.25	17	-	-	-	-	-
MM 464	692	432	-	-	-	-	-
RTA 00		1 per carton					

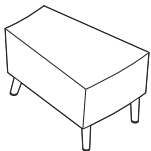


OS Curve - Wide Wedge Laminate End Table

COM: N/A
 Unit weight: 40 LB | 18.2 KG
 Carton weight: 50 LB | 22.68 KG
 Carton volume: 9.5 FT³ | 0.26 MT³

For power/USB unit please see electrical placement chart.
 Includes ganging hardware (2 sides).

List price							
7741	1850						
OVERALL DIMENSIONS			SEAT DIMENSIONS			BACK DIMENSIONS	
W	D	H	W	D	H	W	H
IN 27.25	27.25	17	-	-	-	-	-
MM 692	692	432	-	-	-	-	-
RTA 00		1 per carton					




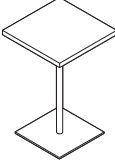









OS Curve - Narrow Wedge Laminate End Table


COM: N/A
 Unit weight: 28 LB | 12.7 KG
 Carton weight: 34 LB | 15.42 KG
 Carton volume: 6.5 FT³ | 0.18 MT³

For power/USB unit please see electrical placement chart.
 Includes ganging hardware (2 sides).

List price							
7742	1499						
OVERALL DIMENSIONS			SEAT DIMENSIONS			BACK DIMENSIONS	
W	D	H	W	D	H	W	H
IN 18.25	27.25	17	-	-	-	-	-
MM 464	692	432	-	-	-	-	-
RTA 00		1 per carton					

DESCRIPTION	FEATURES	MODEL#	STANDARD TEXTILE GRADES											
 <p>18" Round Laminate Laptop Table w/14" Base COM: N/A Unit weight: 22 LB 10 KG Carton weight: 32 LB 14.51 KG Carton volume: 6 FT³ 0.16 MT³</p>	No power/USB unit.	List price												
		7743	1063											
		OVERALL DIMENSIONS			SEAT DIMENSIONS			BACK DIMENSIONS						
		W	D	H	W	D	H	W	H					
		IN 18 MM 457	18 457	25.25 641	-	-	-	-	-					
 		1 per carton												
 <p>16" Square Laminate Laptop Table w/14" Base COM: N/A Unit weight: 26 LB 11.8 KG Carton weight: 36 LB 16.33 KG Carton volume: 6 FT³ 0.16 MT³</p>	No power/USB unit.	List price												
		7745	1035											
		OVERALL DIMENSIONS			SEAT DIMENSIONS			BACK DIMENSIONS						
		W	D	H	W	D	H	W	H					
		IN 16 MM 406	16 406	25.25 641	-	-	-	-	-					
		1 per carton												
 <p>Personal Harbor - Standard Back COM: 5.5 YD 5.03 M Unit weight: 70 LB 31.8 KG Carton weight: 85 LB 38.56 KG Carton volume: 31.75 FT³ 0.89 MT³</p>	For power/USB unit please see electrical placement chart. Freestanding unit only. <i>*High traffic model.</i>	List price												
		7746	1	2	3	4	5	6	7	8	9	10	11	12
			3124	3300	3449	3619	3900	4158	4417	4642	4923	5187	5544	6050
		7786*	3568	3744	3893	4063	4344	4602	4861	5086	5367	5631	5988	6494
		OVERALL DIMENSIONS			SEAT DIMENSIONS			BACK DIMENSIONS						
W	D	H	W	D	H	W	H							
IN 45 MM 1143	29.5 749	32 813	24 610	19 483	18 457	27 686	14 356							
		1 per carton												
 <p>Personal Harbor - High Back COM: 7.75 YD 7.09 M Unit weight: 86 LB 39.1 KG Carton weight: 101 LB 45.81 KG Carton volume: 40.25 FT³ 1.13 MT³</p>	For power/USB unit please see electrical placement chart. Freestanding unit only. <i>*High traffic model.</i>	List price												
		7747	1	2	3	4	5	6	7	8	9	10	11	12
			4397	4645	4854	5095	5490	5854	6218	6536	6931	7303	7807	8520
		7787*	4970	5218	5427	5668	6063	6427	6791	7109	7504	7876	8380	9093
		OVERALL DIMENSIONS			SEAT DIMENSIONS			BACK DIMENSIONS						
W	D	H	W	D	H	W	H							
IN 45 MM 1143	29.5 749	41.5 1054	24 610	19 483	18 457	27 686	24 610							
		1 per carton												
 <p>Personal Harbor - Extended Back COM: 8.5 YD 7.77 M Unit weight: 102 LB 46.4 KG Carton weight: 117 LB 53.07 KG Carton volume: 45.75 FT³ 1.29 MT³</p>	For power/USB unit please see electrical placement chart. Freestanding unit only. <i>*High traffic model.</i>	List price												
		7748	1	2	3	4	5	6	7	8	9	10	11	12
			4946	5218	5448	5711	6145	6544	6944	7292	7726	8134	8686	9468
		7788*	5389	5661	5891	6154	6588	6987	7387	7735	8169	8577	9129	9911
		OVERALL DIMENSIONS			SEAT DIMENSIONS			BACK DIMENSIONS						
W	D	H	W	D	H	W	H							
IN 45 MM 1143	29.5 749	47 1194	24 610	19 483	18 457	27 686	29 737							
		1 per carton												

RIVER+ SEATING



model R27802

model R27824S

River+ Benches & Tables



For River+ benches, please see page 308.
For River+ tables, please see page 313.

EXAMPLE RIVER+ SEATING ORDER CODE:

R27802	-NS	-CE90	-NS	-CE90	-	-FO
Model number	Sealed Seams (back)	Back textile	Sealed seams (seat)	Seat textile	Shelf finish	Connector finish
-CHM	-S6	-NC				
Leg finish	Leg selection	Additional weight				

Additional Options specify at end of order code.	SPECIFY CODE
Additional weight See each model for amount of added weight and upcharge. For models ending in S, applies only to leg selection (S6).	CW
Bottom selection Black lining (standard) Vinyl sealed bottom w/staple strip. Upcharges vary, see model.* Steel bottom. Upcharges vary, see model.**	SB SU BS
Power unit finish Jet Black White	J W
Power/USB unit position (see electrical placement images, not available on corner units) Front left Front right Side left Side right Power/USB unit position (models with shelf only) Center back	\$717 per unit F1 F2 S1 S2 CB
Tamperproof fasteners Upcharges vary, see model.	TP
Moisture barrier Upcharges vary, see model.	MB
Accessory hook finish (for models with shelf) Night. No Upcharge. Fog. No Upcharge. Latte. No Upcharge.	BK FO LB

*linking hardware is lowered to clear the staple strip.
Units will only gang with other units with sealed bottom.
**cannot be combined with linking hardware or power units

STANDARD FEATURES

- A modular series that is composed of straight, curved and corner sections.
- Same seat height units with no upholstered arms can be linked together to create a variety of layouts. Ganging hardware is standard (factory installed) and swivels out of the way when not in use.
- The unique tapered legs are made of welded steel, with each leg bolted directly to the unit frame. Standard leg height is 6.5". The leg height makes it easy to clean under the product.
- Legs are standard in Chrome (CHM) with Black nylon non-marking height adjustable glides.
- Modular, aluminum loop arms are sold separately (with or without nylon armcaps). These relocatable arms are field installed at any seat to back connector.
- Seating frames are heavy duty with interlocking plywood, puzzle box construction, and are made for active environments. Seats are high density with highly resilient foam.
- Seat to back connector components join back and seat; maintaining offset for cleanout. Connector is available in three finishes.
- All River+ seating models meet or exceed the applicable ANSI/BIFMA standards and are backed by Global's Heavy Duty warranty.
- River+ seating is rated for an active weight up to 600 lbs. per seat and 24/7 use.
- For heavy duty application, Global's Limited Lifetime Warranty is applicable only on fabrics that are rated for 100,000+ double rubs.
- Upholstery options: fabric, vinyl or leather. Leather only recommended on seat and may feature a horizontal stitch detail.
- All units are shipped fully assembled.

OPTIONAL FEATURES

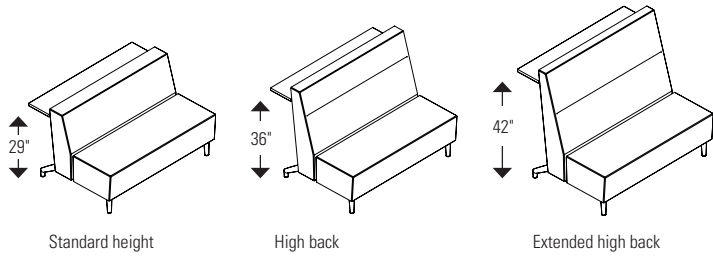
- To add sealed seams to your product, please specify (S2), (SE) - see each model for upcharges.
- A 10" deep, 1" thick back shelf is available on corner, two and three seater units in many low pressure laminate finishes. Shelf supports are aluminum with accessory hook in three finishes. Weight capacity: Shelf - 50 lbs. per seat; Hook - 20 lbs. each.
- Units with shelf available with 6.5" leg. Back legs on these models are (E6) extended legs, as standard.
- To specify tapered legs on shelf models to match models without shelf, select (C6) leg with counterweight. Available on models ending in "S". Upcharges vary.
- Floor mount legs are available. Please specify (F6). Models with shelf will have extended legs. Fastening hardware not included.
- Products can be weighted to reduce the ease of movement. For additional weight options, please specify (CW) - see each model for available additional weight and upcharge.
- Underside of seat is standard with black lining (SB). For improved housekeeping and infection control practices, the underside of the seat can be finished with PVC (vinyl) and sealed to prevent penetration of liquids. Please specify (SU) - see each model for upcharge.
- Steel bottom provides tamperproof protection (includes tamperproof screws). Please specify (BS) - see each model for upcharge. Note: electrical option and ganging are not available with steel bottom.
- Most seating (except corner units) can be specified with power/USB units, which include one power outlet, one double USB terminal with a matching 120" three-prong power cord.
- Power/USB units can be specified in a variety predetermined locations, as shown in the electrical illustrations. Electrical units must be factory installed.

- Power/USB units are available with either Jet Black (J) face plate with Black power/USB receptacles or with a White (W) face plate with White power/USB receptacles.
- Tamperproof fasteners can be requested for a higher level of safety (ganging brackets are not included). Please specify (TP) - see each model for upcharge.
- For moisture barrier on seat, please specify (MB) - see each model for upcharge.

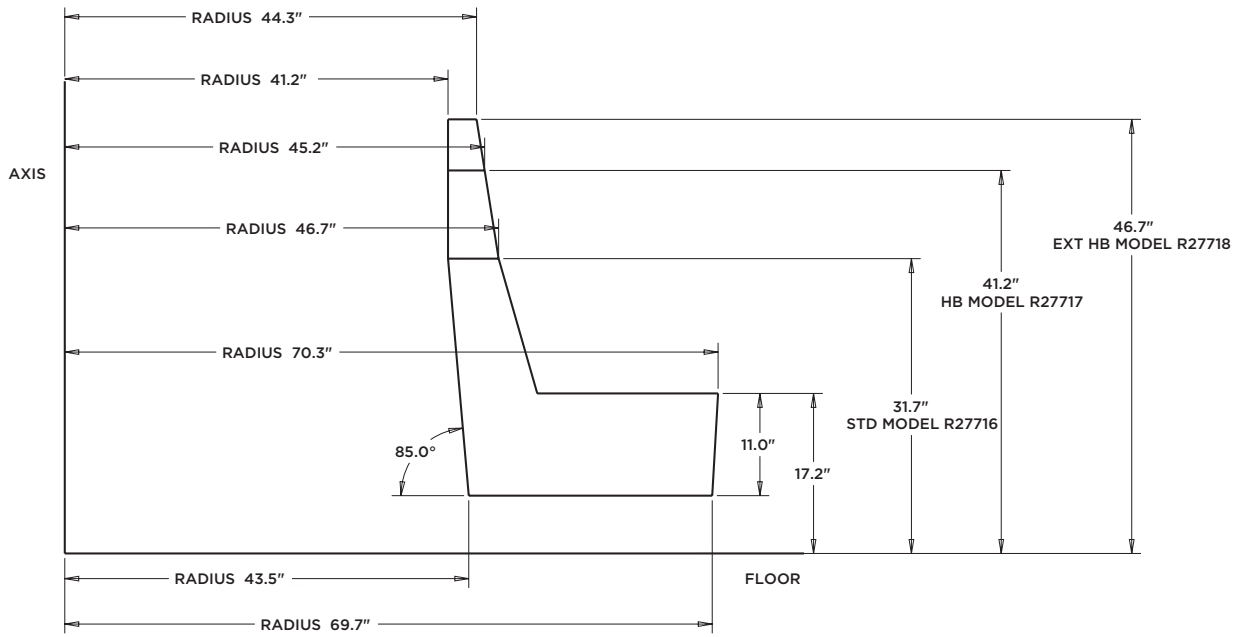
Please add option codes in the following order:

- **Model number**
R27801 to R27803 Lounge chairs
R27804 to R27806 Two seaters
R27807 to R27809 Three seaters
R27810 to R27812 Bariatric lounge chairs
R27815 to R27817 Inside curve two seaters
R27818 to R27820 Outside curve two seaters
R27821 to R27823 90 degree corners
R27824 to R27826 120 degree corners
- Add (S) to model # if ordering with a back shelf (excludes lounge chairs and bariatric models).
- **Back + upholstered arms sealed seams (NS)** Standard seams.
(S2) Back sealed seams. Upcharges vary, see model.
- **Back + upholstered arms textile**
Specify textile code.
- **Seat sealed seams (NS)** Standard seams.
(SE) Seat sealed seams. Upcharges vary, see model.
- **Seat textile**
Specify textile code.
- **Back shelf finish** (for models ending in S) (colors shown on website)
(ACJ) Absolute Acajou (FCL) First Class
(ASN) Asian Night (NBL) Noce Biondo
(AWC) Avant Cherry (NGL) Noce Grigio
(AWH) Avant Honey (NEL) Noce Leggero
(BLK) Black (NML) Noce Medio
(BZD) Blizzard (OTM) Quartered Mahogany
(BRC) Brushed Cobalt (SBY) Sheer Beauty
(CMB) Clear Maple (SDT) Stonedust
(CGY) Custom Grey (SOG) Storm Grey
(DES) Dark Espresso (WHE) Walnut Heights
(DWT) Designer White (WHC) White Chocolate
(FAS) Fashionista (WCR) Winter Cherry
- **Seat to back connector finish**
(BK) Night. No upcharge.
(FO) Fog. No upcharge.
(LB) Latte. No upcharge.
- **Leg finish**
For leg finish options, please see page 379. No upcharges.
- **Leg selection** (models without shelf)
(S6) Standard seat height (17.5"), 6.5" leg w/ adjustable glides. No upcharge.
(S8) High seat (19"), 8" leg w/adjustable glides. No upcharge.
(F6) Standard seat height (17.5"), 6.5" leg w/floor mount. Add \$90 for straight units; \$113 for curved, corner units.
(F8) High seat (19"), 8" leg w/floor mount. Add \$90 for straight units; \$113 for curved, corner units.
- **Leg selection** (models with shelf)
(E6) Standard seat height (17.5"), 6.5" extended leg w/adjustable glides.
(F6) Standard seat height (17.5"), 6.5" extended leg w/floor mount. Add \$90 for straight units; \$113 for curved, corner units.
(C6) Standard seat height (17.5"), 6.5" leg w/adjustable glides and counterweight. Upcharges vary, see model.
- **Additional weight** (not available on all models)
(NC) No added weight. No upcharge.
(CW) Counterweight. See each model for weight added and upcharge.

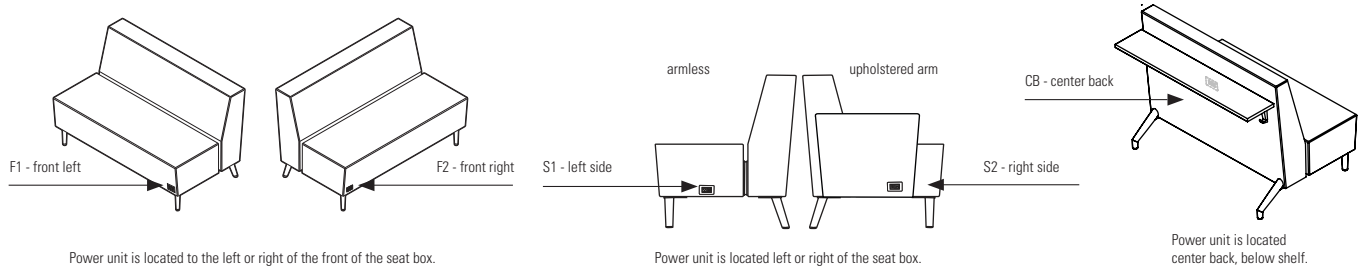
SHELF HEIGHTS



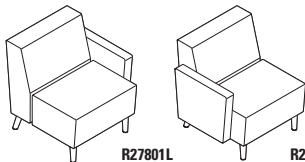




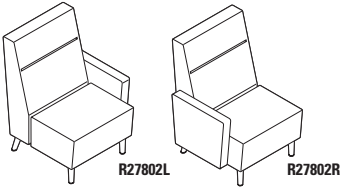


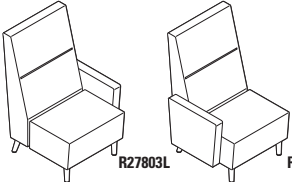
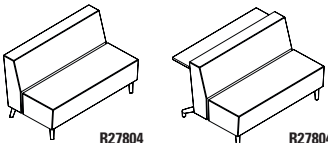
DIMENSIONS



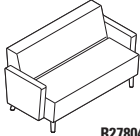
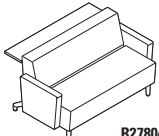
ELECTRICAL PLACEMENT


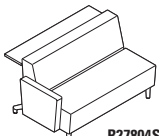


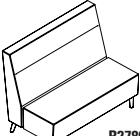
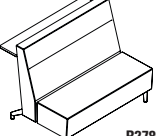
DESCRIPTION	FEATURES	MODEL#	STANDARD TEXTILE GRADES														
			1	2	3	4	5	6	7	8	9	10	11	12			
 <p>R27801</p> <p>Lounge Chair - Standard Back COM: 3.75 YD 3.43 M Unit weight: 47 LB 21.4 KG Carton weight: 61 LB 27.67 KG Carton volume: 19.75 FT³ 0.55 MT³</p>	<p>For power/USB unit, please see electrical placement chart.</p> <p>Includes ganging hardware (2 sides).</p> <p>Add \$52, \$46 for (S2), (SE) Add \$533 for 36 lbs. (CW) Add \$59 for (SU) or \$298 for (BS) Add \$28 for (TP) Add \$81 for (MB)</p>	R27801	1691	1811	1912	2029	2220	2396	2572	2726	2917	3097	3341	3686			
			OVERALL DIMENSIONS			SEAT DIMENSIONS			BACK DIMENSIONS								
			W	D	H	W	D	H	W	H							
			IN 26 MM 660	30 762	32 813	26 660	19 483	18 457	26 660	14 356							
			RTA 00	1 per carton													
 <p>R27801B</p> <p>Lounge Chair - Standard Back w/Uph Arms COM: 5.75 YD 5.26 M Unit weight: 67 LB 30.5 KG Carton weight: 82 LB 37.19 KG Carton volume: 24.5 FT³ 0.69 MT³</p>	<p>For power/USB unit, please see electrical placement chart.</p> <p>Ganging not available.</p> <p>Add \$91, \$46 for (S2), (SE) Add \$533 for 36 lbs. (CW) Add \$57 for (SU) or \$285 for (BS) Add \$28 for (TP) Add \$77 for (MB)</p>	R27801B	2285	2469	2624	2803	3096	3366	3636	3872	4165	4441	4815	5344			
			OVERALL DIMENSIONS			SEAT DIMENSIONS			BACK DIMENSIONS								
			W	D	H	W	D	H	W	H							
			IN 33 MM 838	30 762	32 813	26 660	19 483	18 457	26 660	14 356							
			RTA 00	1 per carton													
 <p>R27801L R27801R</p> <p>Lounge Chair - Standard Back w/Uph Arms (Left/Right) COM: 4.75 YD 4.34 M Unit weight: 57 LB 25.9 KG Carton weight: 72 LB 32.66 KG Carton volume: 24.5 FT³ 0.69 MT³</p>	<p>For power/USB unit, please see electrical placement chart.</p> <p>Includes ganging hardware (1 side only).</p> <p>Add \$71, \$46 for (S2), (SE) Add \$533 for 36 lbs. (CW) Add \$57 for (SU) or \$285 for (BS) Add \$28 for (TP) Add \$77 for (MB)</p>	R27801L R27801R	1988	2140	2268	2416	2658	2881	3104	3299	3541	3769	4078	4515			
			OVERALL DIMENSIONS			SEAT DIMENSIONS			BACK DIMENSIONS								
			W	D	H	W	D	H	W	H							
			IN 29.5 MM 749	30 762	32 813	26 660	19 483	18 457	26 660	14 356							
			RTA 00	1 per carton													
 <p>R27802</p> <p>Lounge Chair - High Back COM: 4.5 YD 4.11 M Unit weight: 52 LB 23.6 KG Carton weight: 71 LB 32.21 KG Carton volume: 24.75 FT³ 0.7 MT³</p>	<p>For power/USB unit, please see electrical placement chart.</p> <p>Includes ganging hardware (2 sides).</p> <p>Add \$72, \$46 for (S2), (SE) Add \$533 for 36 lbs. (CW) Add \$59 for (SU) or \$298 for (BS) Add \$28 for (TP) Add \$81 for (MB)</p>	R27802	1878	2022	2143	2284	2513	2724	2935	3120	3349	3565	3858	4272			
			OVERALL DIMENSIONS			SEAT DIMENSIONS			BACK DIMENSIONS								
			W	D	H	W	D	H	W	H							
			IN 26 MM 660	30.5 775	41.5 1054	26 660	19 483	18 457	26 660	23.5 597							
			RTA 00	1 per carton													
 <p>R27802B</p> <p>Lounge Chair - High Back w/Uph Arms COM: 6.5 YD 5.94 M Unit weight: 72 LB 32.7 KG Carton weight: 88.5 LB 40.14 KG Carton volume: 31.25 FT³ 0.88 MT³</p>	<p>For power/USB unit, please see electrical placement chart.</p> <p>Ganging not available.</p> <p>Add \$112, \$46 for (S2), (SE) Add \$533 for 36 lbs. (CW) Add \$59 for (SU) or \$298 for (BS) Add \$28 for (TP) Add \$81 for (MB)</p>	R27802B	2472	2680	2855	3058	3389	3694	3999	4266	4597	4909	5332	5930			
			OVERALL DIMENSIONS			SEAT DIMENSIONS			BACK DIMENSIONS								
			W	D	H	W	D	H	W	H							
			IN 33 MM 838	30.5 775	41.5 1054	26 660	19 483	18 457	26 660	23.5 597							
			RTA 00	1 per carton													


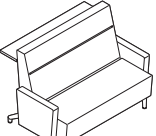
DESCRIPTION	FEATURES	MODEL#	STANDARD TEXTILE GRADES																													
			1	2	3	4	5	6	7	8	9	10	11	12																		
 <p>Lounge Chair - High Back w/Up Arms (Left/Right) COM: 5.5 YD 5.03 M Unit weight: 62 LB 28.2 KG Carton weight: 78.5 LB 35.61 KG Carton volume: 31.25 FT³ 0.88 MT³</p>	For power/USB unit, please see electrical placement chart. Includes ganging hardware (1 side only). Add \$91, \$46 for (S2), (SE) Add \$533 for 36 lbs. (CW) Add \$59 for (SU) or \$298 for (BS) Add \$28 for (TP) Add \$81 for (MB)	R27802L	2175	2351	2499	2671	2951	3209	3467	3693	3973	4237	4595	5101																		
		<table border="1"> <thead> <tr> <th colspan="3">OVERALL DIMENSIONS</th> <th colspan="3">SEAT DIMENSIONS</th> <th colspan="2">BACK DIMENSIONS</th> </tr> <tr> <th>W</th> <th>D</th> <th>H</th> <th>W</th> <th>D</th> <th>H</th> <th>W</th> <th>H</th> </tr> </thead> <tbody> <tr> <td>IN 29.5</td> <td>30.5</td> <td>41.5</td> <td>26</td> <td>19</td> <td>18</td> <td>26</td> <td>23.5</td> </tr> <tr> <td>MM 749</td> <td>775</td> <td>1054</td> <td>660</td> <td>483</td> <td>457</td> <td>660</td> <td>597</td> </tr> </tbody> </table> <p>RTA 00 1 per carton</p>	OVERALL DIMENSIONS			SEAT DIMENSIONS			BACK DIMENSIONS		W	D	H	W	D	H	W	H	IN 29.5	30.5	41.5	26	19	18	26	23.5	MM 749	775	1054	660	483	457
OVERALL DIMENSIONS			SEAT DIMENSIONS			BACK DIMENSIONS																										
W	D	H	W	D	H	W	H																									
IN 29.5	30.5	41.5	26	19	18	26	23.5																									
MM 749	775	1054	660	483	457	660	597																									
 <p>Lounge Chair - Extended Back COM: 4.75 YD 4.34 M Unit weight: 64 LB 29.1 KG Carton weight: 81 LB 36.74 KG Carton volume: 28 FT³ 0.79 MT³</p>	For power/USB unit, please see electrical placement chart. Includes ganging hardware (2 sides). Add \$72, \$46 for (S2), (SE) Add \$533 for 36 lbs. (CW) Add \$59 for (SU) or \$298 for (BS) Add \$28 for (TP) Add \$81 for (MB)	R27803	1972	2124	2252	2400	2642	2865	3088	3283	3525	3753	4062	4499																		
		<table border="1"> <thead> <tr> <th colspan="3">OVERALL DIMENSIONS</th> <th colspan="3">SEAT DIMENSIONS</th> <th colspan="2">BACK DIMENSIONS</th> </tr> <tr> <th>W</th> <th>D</th> <th>H</th> <th>W</th> <th>D</th> <th>H</th> <th>W</th> <th>H</th> </tr> </thead> <tbody> <tr> <td>IN 26</td> <td>31</td> <td>47</td> <td>26</td> <td>19</td> <td>18</td> <td>26</td> <td>29</td> </tr> <tr> <td>MM 660</td> <td>787</td> <td>1194</td> <td>660</td> <td>483</td> <td>457</td> <td>660</td> <td>597</td> </tr> </tbody> </table> <p>RTA 00 1 per carton</p>	OVERALL DIMENSIONS			SEAT DIMENSIONS			BACK DIMENSIONS		W	D	H	W	D	H	W	H	IN 26	31	47	26	19	18	26	29	MM 660	787	1194	660	483	457
OVERALL DIMENSIONS			SEAT DIMENSIONS			BACK DIMENSIONS																										
W	D	H	W	D	H	W	H																									
IN 26	31	47	26	19	18	26	29																									
MM 660	787	1194	660	483	457	660	597																									
 <p>Lounge Chair - Extended Back w/Up Arms COM: 6.75 YD 6.17 M Unit weight: 84 LB 38.2 KG Carton weight: 101.5 LB 46.04 KG Carton volume: 35 FT³ 0.99 MT³</p>	For power/USB unit, please see electrical placement chart. Ganging not available. Add \$117, \$46 for (S2), (SE) Add \$533 for 36 lbs. (CW) Add \$59 for (SU) or \$298 for (BS) Add \$28 for (TP) Add \$81 for (MB)	R27803B	2566	2782	2964	3174	3518	3835	4152	4429	4773	5097	5536	6157																		
		<table border="1"> <thead> <tr> <th colspan="3">OVERALL DIMENSIONS</th> <th colspan="3">SEAT DIMENSIONS</th> <th colspan="2">BACK DIMENSIONS</th> </tr> <tr> <th>W</th> <th>D</th> <th>H</th> <th>W</th> <th>D</th> <th>H</th> <th>W</th> <th>H</th> </tr> </thead> <tbody> <tr> <td>IN 33</td> <td>31</td> <td>47</td> <td>26</td> <td>19</td> <td>18</td> <td>26</td> <td>29</td> </tr> <tr> <td>MM 838</td> <td>787</td> <td>1194</td> <td>660</td> <td>483</td> <td>457</td> <td>660</td> <td>737</td> </tr> </tbody> </table> <p>RTA 00 1 per carton</p>	OVERALL DIMENSIONS			SEAT DIMENSIONS			BACK DIMENSIONS		W	D	H	W	D	H	W	H	IN 33	31	47	26	19	18	26	29	MM 838	787	1194	660	483	457
OVERALL DIMENSIONS			SEAT DIMENSIONS			BACK DIMENSIONS																										
W	D	H	W	D	H	W	H																									
IN 33	31	47	26	19	18	26	29																									
MM 838	787	1194	660	483	457	660	737																									
 <p>Lounge Chair - Extended Back w/Up Arms (Left/Right) COM: 5.75 YD 5.26 M Unit weight: 74 LB 33.6 KG Carton weight: 91.5 LB 41.5 KG Carton volume: 35 FT³ 0.99 MT³</p>	For power/USB unit, please see electrical placement chart. Includes ganging hardware (1 side only). Add \$97, \$46 for (S2), (SE) Add \$533 for 36 lbs. (CW) Add \$59 for (SU) or \$298 for (BS) Add \$28 for (TP) Add \$81 for (MB)	R27803L	2269	2453	2608	2787	3080	3350	3620	3856	4149	4425	4799	5328																		
		<table border="1"> <thead> <tr> <th colspan="3">OVERALL DIMENSIONS</th> <th colspan="3">SEAT DIMENSIONS</th> <th colspan="2">BACK DIMENSIONS</th> </tr> <tr> <th>W</th> <th>D</th> <th>H</th> <th>W</th> <th>D</th> <th>H</th> <th>W</th> <th>H</th> </tr> </thead> <tbody> <tr> <td>IN 29.5</td> <td>31</td> <td>47</td> <td>26</td> <td>19</td> <td>18</td> <td>26</td> <td>29</td> </tr> <tr> <td>MM 749</td> <td>787</td> <td>1194</td> <td>660</td> <td>483</td> <td>457</td> <td>660</td> <td>737</td> </tr> </tbody> </table> <p>RTA 00 1 per carton</p>	OVERALL DIMENSIONS			SEAT DIMENSIONS			BACK DIMENSIONS		W	D	H	W	D	H	W	H	IN 29.5	31	47	26	19	18	26	29	MM 749	787	1194	660	483	457
OVERALL DIMENSIONS			SEAT DIMENSIONS			BACK DIMENSIONS																										
W	D	H	W	D	H	W	H																									
IN 29.5	31	47	26	19	18	26	29																									
MM 749	787	1194	660	483	457	660	737																									
 <p>Two Seater - Standard Back COM: 4.75 YD 4.34 M Unit weight: 91 LB 41.4 KG Carton weight: 113 LB 51.26 KG Carton volume: 28 FT³ 0.79 MT³</p>	For power/USB unit, please see electrical placement chart. Includes ganging hardware (2 sides). Add \$85, \$71 for (S2), (SE) Add \$1067 for 72 lbs. (CW), (C6) Add \$119 for (SU) or \$476 for (BS) Add \$28 for (TP) Add \$161 for (MB)	R27804	2647	2799	2927	3075	3317	3540	3763	3958	4200	4428	4737	5174																		
		<table border="1"> <thead> <tr> <th colspan="3">OVERALL DIMENSIONS</th> <th colspan="3">SEAT DIMENSIONS</th> <th colspan="2">BACK DIMENSIONS</th> </tr> <tr> <th>W</th> <th>D</th> <th>H</th> <th>W</th> <th>D</th> <th>H</th> <th>W</th> <th>H</th> </tr> </thead> <tbody> <tr> <td>IN 52</td> <td>30</td> <td>32</td> <td>52</td> <td>19</td> <td>18</td> <td>52</td> <td>14</td> </tr> <tr> <td>MM 1321</td> <td>762</td> <td>813</td> <td>1321</td> <td>483</td> <td>457</td> <td>1321</td> <td>356</td> </tr> </tbody> </table> <p>RTA 00 1 per carton</p>	OVERALL DIMENSIONS			SEAT DIMENSIONS			BACK DIMENSIONS		W	D	H	W	D	H	W	H	IN 52	30	32	52	19	18	52	14	MM 1321	762	813	1321	483	457
OVERALL DIMENSIONS			SEAT DIMENSIONS			BACK DIMENSIONS																										
W	D	H	W	D	H	W	H																									
IN 52	30	32	52	19	18	52	14																									
MM 1321	762	813	1321	483	457	1321	356																									


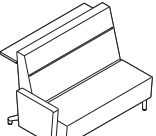
DESCRIPTION FEATURES MODEL# STANDARD TEXTILE GRADES

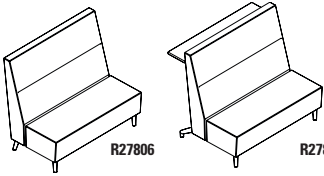
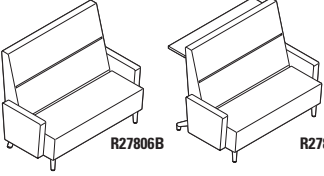
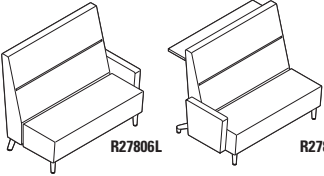
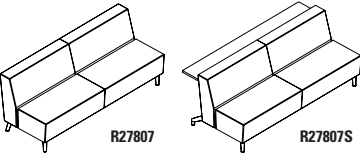
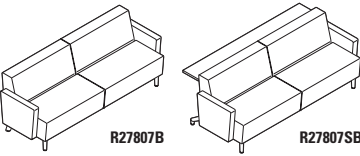
		STANDARD TEXTILE GRADES											
		1	2	3	4	5	6	7	8	9	10	11	12
 <p>R27804B</p>	 <p>R27804SB</p>	For power/USB unit, please see electrical placement chart. Ganging not available. Add \$127, \$71 for (S2), (SE) Add \$1067 for 72 lbs. (CW), (C6) Add \$119 for (SU) or \$476 for (BS) Add \$28 for (TP) Add \$161 for (MB)											
		Add \$127, \$71 for (S2), (SE) Add \$1067 for 72 lbs. (CW), (C6) Add \$119 for (SU) or \$476 for (BS) Add \$28 for (TP) Add \$161 for (MB)											
Two Seater - Standard Back w/Uph Arms COM: 6.75 YD 6.17 M Unit weight: 111 LB 50.5 KG Carton weight: 133 LB 60.33 KG Carton volume: 42.5 FT ³ 1.2 MT ³		shelf model in W59 D40.5 H32 MM W1499 D1029 H813											
		OVERALL DIMENSIONS W D H			SEAT DIMENSIONS W D H			BACK DIMENSIONS W H					
		IN 59	30	32	52	19	18	52	14				
		MM 1499	762	813	1321	483	457	1321	356				
		RTA 00 1 per carton											

		STANDARD TEXTILE GRADES											
		1	2	3	4	5	6	7	8	9	10	11	12
 <p>R27804L</p>	 <p>R27804SR</p>	For power/USB unit, please see electrical placement chart. Includes ganging hardware (1 side only). Add \$106, \$71 for (S2), (SE) Add \$1067 for 72 lbs. (CW), (C6) Add \$119 for (SU) or \$476 for (BS) Add \$28 for (TP) Add \$161 for (MB)											
		Add \$106, \$71 for (S2), (SE) Add \$1067 for 72 lbs. (CW), (C6) Add \$119 for (SU) or \$476 for (BS) Add \$28 for (TP) Add \$161 for (MB)											
Two Seater - Standard Back w/Uph Arms (Left/Right) COM: 5.75 YD 5.26 M Unit weight: 101 LB 45.9 KG Carton weight: 123 LB 55.79 KG Carton volume: 42.5 FT ³ 1.2 MT ³		shelf model in W55.5 D40.5 H32 MM W1410 D1029 H813											
		OVERALL DIMENSIONS W D H			SEAT DIMENSIONS W D H			BACK DIMENSIONS W H					
		IN 55.5	30	32	52	19	18	52	14				
		MM 1410	762	813	1321	483	457	1321	356				
		RTA 00 1 per carton											

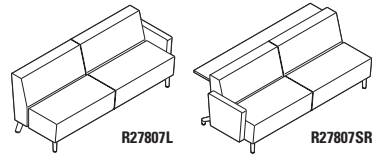
		STANDARD TEXTILE GRADES											
		1	2	3	4	5	6	7	8	9	10	11	12
 <p>R27805</p>	 <p>R27805S</p>	For power/USB unit, please see electrical placement chart. Includes ganging hardware (2 sides). Add \$115, \$71 for (S2), (SE) Add \$1067 for 72 lbs. (CW), (C6) Add \$119 for (SU) or \$476 for (BS) Add \$28 for (TP) Add \$161 for (MB)											
		Add \$115, \$71 for (S2), (SE) Add \$1067 for 72 lbs. (CW), (C6) Add \$119 for (SU) or \$476 for (BS) Add \$28 for (TP) Add \$161 for (MB)											
Two Seater - High Back COM: 5.5 YD 5.03 M Unit weight: 94 LB 42.7 KG Carton weight: 116 LB 52.62 KG Carton volume: 19.75 FT ³ 0.55 MT ³		shelf model in W52 D41 H41.5 MM W1321 D1041 H1054											
		OVERALL DIMENSIONS W D H			SEAT DIMENSIONS W D H			BACK DIMENSIONS W H					
		IN 52	30.5	41.5	52	19	18	52	23.5				
		MM 1321	775	1054	1321	483	457	1321	597				
		RTA 00 1 per carton											

		STANDARD TEXTILE GRADES											
		1	2	3	4	5	6	7	8	9	10	11	12
 <p>R27805B</p>	 <p>R27805SB</p>	For power/USB unit, please see electrical placement chart. Ganging not available. Add \$155, \$71 for (S2), (SE) Add \$1067 for 72 lbs. (CW), (C6) Add \$119 for (SU) or \$476 for (BS) Add \$28 for (TP) Add \$161 for (MB)											
		Add \$155, \$71 for (S2), (SE) Add \$1067 for 72 lbs. (CW), (C6) Add \$119 for (SU) or \$476 for (BS) Add \$28 for (TP) Add \$161 for (MB)											
Two Seater - High Back w/Uph Arms COM: 7.5 YD 6.86 M Unit weight: 114 LB 51.8 KG Carton weight: 116 LB 52.62 KG Carton volume: 19.75 FT ³ 0.55 MT ³		shelf model in W59 D41 H41.5 MM W1499 D1041 H1054											
		OVERALL DIMENSIONS W D H			SEAT DIMENSIONS W D H			BACK DIMENSIONS W H					
		IN 59	30.5	41.5	52	19	18	52	23.5				
		MM 1499	775	1054	1321	483	457	1321	597				
		RTA 00 1 per carton											

		STANDARD TEXTILE GRADES											
		1	2	3	4	5	6	7	8	9	10	11	12
 <p>R27805L</p>	 <p>R27805SR</p>	For power/USB unit, please see electrical placement chart. Includes ganging hardware (1 side only). Add \$134, \$71 for (S2), (SE) Add \$1067 for 72 lbs. (CW), (C6) Add \$119 for (SU) or \$476 for (BS) Add \$28 for (TP) Add \$161 for (MB)											
		Add \$134, \$71 for (S2), (SE) Add \$1067 for 72 lbs. (CW), (C6) Add \$119 for (SU) or \$476 for (BS) Add \$28 for (TP) Add \$161 for (MB)											
Two Seater - High Back w/Uph Arms (Left/Right) COM: 6.5 YD 5.94 M Unit weight: 104 LB 47.3 KG Carton weight: 128 LB 58.06 KG Carton volume: 54 FT ³ 1.52 MT ³		shelf model in W55.5 D41 H41.5 MM W1410 D1041 H1054											
		OVERALL DIMENSIONS W D H			SEAT DIMENSIONS W D H			BACK DIMENSIONS W H					
		IN 55.5	30.5	41.5	52	19	18	52	23.5				
		MM 1410	775	1054	1321	483	457	1321	597				
		RTA 00 1 per carton											

DESCRIPTION	FEATURES	MODEL#	STANDARD TEXTILE GRADES											
			1	2	3	4	5	6	7	8	9	10	11	12
 <p>Two Seater - Extended Back COM: 5.5 YD 5.03 M Unit weight: 106 LB 48.2 KG Carton weight: 71 LB 32.21 KG Carton volume: 24.75 FT³ 0.7 MT³</p>	<p>For power/USB unit, please see electrical placement chart.</p> <p>Includes ganging hardware (2 sides).</p> <p>Add \$123, \$71 for (S2), (SE) Add \$1067 for 72 lbs. (CW), (C6) Add \$119 for (SU) or \$476 for (BS) Add \$28 for (TP) Add \$161 for (MB)</p>	<p>R27806 3117 3293 3442 3612 3893 4151 4410 4635 4916 5180 5537 6043 R27806S 3678 3854 4003 4173 4454 4712 4971 5196 5477 5741 6098 6604 shelf model IN W52 D41.5 H47 MM W1321 D1054 H1194</p>	OVERALL DIMENSIONS			SEAT DIMENSIONS			BACK DIMENSIONS					
			W	D	H	W	D	H	W	H				
			IN 52	31	47	52	19	18	52	29				
			MM 1321	787	1194	1321	483	457	1321	737				
			RTA 00	1 per carton										
 <p>Two Seater - Extended Back w/Uph Arms COM: 8 YD 7.32 M Unit weight: 126 LB 57.3 KG Carton weight: 151 LB 68.49 KG Carton volume: 60.5 FT³ 1.71 MT³</p>	<p>For power/USB unit, please see electrical placement chart.</p> <p>Ganging not available.</p> <p>Add \$162, \$71 for (S2), (SE) Add \$1067 for 72 lbs. (CW), (C6) Add \$119 for (SU) or \$476 for (BS) Add \$28 for (TP) Add \$161 for (MB)</p>	<p>R27806B 3711 3967 4183 4431 4839 5215 5591 5919 6327 6711 7231 7967 R27806SB 4272 4528 4744 4992 5400 5776 6152 6480 6888 7272 7792 8528 shelf model IN W59 D41.5 H47 MM W1499 D1054 H1194</p>	OVERALL DIMENSIONS			SEAT DIMENSIONS			BACK DIMENSIONS					
			W	D	H	W	D	H	W	H				
			IN 59	31	47	52	19	18	52	29				
			MM 1499	787	1194	1321	483	457	1321	737				
			RTA 00	1 per carton										
 <p>Two Seater - Extended Back w/Uph Arms (Left/Right) COM: 7 YD 6.4 M Unit weight: 116 LB 52.7 KG Carton weight: 141 LB 63.96 KG Carton volume: 60.5 FT³ 1.71 MT³</p>	<p>For power/USB unit, please see electrical placement chart.</p> <p>Includes ganging hardware (1 side only).</p> <p>Add \$142, \$71 for (S2), (SE) Add \$1067 for 72 lbs. (CW), (C6) Add \$119 for (SU) or \$476 for (BS) Add \$28 for (TP) Add \$161 for (MB)</p>	<p>R27806L 3414 3638 3827 4044 4401 4730 5059 5346 5703 6039 6494 7138 R27806R 3975 4199 4388 4605 4962 5291 5620 5907 6264 6600 7055 7699 R27806SL R27806SR shelf model IN W55.5 D41.5 H47 MM W1410 D1054 H1194</p>	OVERALL DIMENSIONS			SEAT DIMENSIONS			BACK DIMENSIONS					
			W	D	H	W	D	H	W	H				
			IN 55.5	31	47	52	19	18	52	29				
			MM 1410	787	1194	1321	483	457	1321	737				
			RTA 00	1 per carton										
 <p>Three Seater - Standard Back COM: 8 YD 7.32 M Unit weight: 120 LB 54.5 KG Carton weight: 152 LB 68.95 KG Carton volume: 55.5 FT³ 1.57 MT³</p>	<p>For power/USB unit, please see electrical placement chart.</p> <p>Includes ganging hardware (2 sides).</p> <p>Add \$101, \$84 for (S2), (SE) Add \$1067 for 72 lbs. (CW), (C6) Add \$179 for (SU) or \$655 for (BS) Add \$28 for (TP) Add \$243 for (MB)</p>	<p>R27807 3783 4039 4256 4503 4912 5287 5664 5991 6400 6784 7303 8039 R27807S 4531 4787 5004 5251 5660 6035 6412 6739 7148 7532 8051 8787 shelf model IN W78 D40.5 H32 MM W1981 D1029 H813</p>	OVERALL DIMENSIONS			SEAT DIMENSIONS			BACK DIMENSIONS					
			W	D	H	W	D	H	W	H				
			IN 78	30	32	78	19	18	78	14				
			MM 1981	762	813	1981	483	457	1981	356				
			RTA 00	1 per carton										
 <p>Three Seater - Standard Back w/Uph Arms COM: 10 YD 9.14 M Unit weight: 140 LB 63.6 KG Carton weight: 170 LB 77.11 KG Carton volume: 60.5 FT³ 1.71 MT³</p>	<p>For power/USB unit, please see electrical placement chart.</p> <p>Ganging not available.</p> <p>Add \$137, \$84 for (S2), (SE) Add \$1067 for 72 lbs. (CW), (C6) Add \$179 for (SU) or \$655 for (BS) Add \$28 for (TP) Add \$243 for (MB)</p>	<p>R27807B 4377 4697 4968 5277 5788 6257 6728 7137 7648 8128 8777 9697 R27807SB 5125 5445 5716 6025 6536 7005 7476 7885 8396 8876 9525 10445 shelf model IN W85 D40.5 H32 MM W2159 D1029 H813</p>	OVERALL DIMENSIONS			SEAT DIMENSIONS			BACK DIMENSIONS					
			W	D	H	W	D	H	W	H				
			IN 85	30	32	78	19	18	78	14				
			MM 2159	762	813	1981	483	457	1981	356				
			RTA 00	1 per carton										

DESCRIPTION FEATURES MODEL# STANDARD TEXTILE GRADES



Three Seater - Standard Back w/Uph Arms (Left/Right)
 COM: 9 YD | 8.23 M
 Unit weight: 130 LB | 59.1 KG
 Carton weight: 160 LB | 72.57 KG
 Carton volume: 60.5 FT³ | 1.71 MT³

For power/USB unit, please see electrical placement chart.

Includes ganging hardware (1 side only).

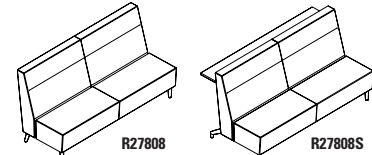
Add \$120, \$84 for (S2), (SE)
 Add \$1067 for 72 lbs. (CW), (C6)
 Add \$179 for (SU) or \$655 for (BS)
 Add \$28 for (TP)
 Add \$243 for (MB)

	1	2	3	4	5	6	7	8	9	10	11	12
R27807L	4080	4368	4612	4890	5350	5772	6196	6564	7024	7456	8040	8868
R27807R												
R27807SL	4828	5116	5360	5638	6098	6520	6944	7312	7772	8204	8788	9616
R27807SR												

shelf model in W81.5 D40.5 H32 | MM W2070 D1029 H813

OVERALL DIMENSIONS			SEAT DIMENSIONS			BACK DIMENSIONS	
W	D	H	W	D	H	W	H
IN 81.5	30	32	78	19	18	78	14
MM 2070	762	813	1981	483	457	1981	356

RTA 00 1 per carton



Three Seater - High Back
 COM: 9.25 YD | 8.46 M
 Unit weight: 138 LB | 62.7 KG
 Carton weight: 177 LB | 80.29 KG
 Carton volume: 69.75 FT³ | 1.97 MT³

For power/USB unit, please see electrical placement chart.

Includes ganging hardware (2 sides).

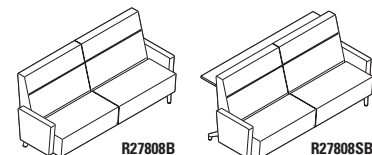
Add \$136, \$84 for (S2), (SE)
 Add \$1067 for 72 lbs. (CW), (C6)
 Add \$179 for (SU) or \$655 for (BS)
 Add \$28 for (TP)
 Add \$243 for (MB)

	1	2	3	4	5	6	7	8	9	10	11	12
R27808	4486	4782	5032	5319	5791	6225	6660	7039	7511	7955	8556	9407
R27808S	5234	5530	5780	6067	6539	6973	7408	7787	8259	8703	9304	10155

shelf model in W78 D41 H41.5 | MM W1981 D1041 H1054

OVERALL DIMENSIONS			SEAT DIMENSIONS			BACK DIMENSIONS	
W	D	H	W	D	H	W	H
IN 78	30.5	41.5	78	19	18	78	23.5
MM 1981	775	1054	1981	483	457	1981	597

RTA 00 1 per carton



Three Seater - High Back w/Uph Arms
 COM: 11.25 YD | 10.29 M
 Unit weight: 158 LB | 71.8 KG
 Carton weight: 190.5 LB | 86.41 KG
 Carton volume: 69.75 FT³ | 1.97 MT³

For power/USB unit, please see electrical placement chart.

Ganging not available.

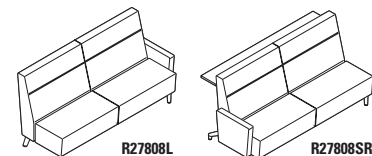
Add \$175, \$84 for (S2), (SE)
 Add \$1067 for 72 lbs. (CW), (C6)
 Add \$179 for (SU) or \$655 for (BS)
 Add \$28 for (TP)
 Add \$243 for (MB)

	1	2	3	4	5	6	7	8	9	10	11	12
R27808B	5080	5440	5744	6093	6667	7195	7724	8185	8759	9299	10030	11065
R27808SB	5828	6188	6492	6841	7415	7943	8472	8933	9507	10047	10778	11813

shelf model in W85 D41 H41.5 | MM W2159 D1041 H1054

OVERALL DIMENSIONS			SEAT DIMENSIONS			BACK DIMENSIONS	
W	D	H	W	D	H	W	H
IN 85	30.5	41.5	78	19	18	78	23.5
MM 2159	775	1054	1981	483	457	1981	597

RTA 00 1 per carton



Three Seater - High Back w/Uph Arms (Left/Right)
 COM: 10.25 YD | 9.37 M
 Unit weight: 148 LB | 67.3 KG
 Carton weight: 180.5 LB | 81.87 KG
 Carton volume: 76.75 FT³ | 2.17 MT³

For power/USB unit, please see electrical placement chart.

Includes ganging hardware (1 side only).

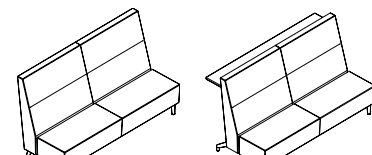
Add \$155, \$84 for (S2), (SE)
 Add \$1067 for 72 lbs. (CW), (C6)
 Add \$179 for (SU) or \$655 for (BS)
 Add \$28 for (TP)
 Add \$243 for (MB)

	1	2	3	4	5	6	7	8	9	10	11	12
R27808L	4783	5111	5388	5706	6229	6710	7192	7612	8135	8627	9293	10236
R27808R												
R27808SL	5531	5859	6136	6454	6977	7458	7940	8360	8883	9375	10041	10984
R27808SR												

shelf model in W81.5 D41 H41.5 | MM W2070 D1041 H1054

OVERALL DIMENSIONS			SEAT DIMENSIONS			BACK DIMENSIONS	
W	D	H	W	D	H	W	H
IN 81.5	30.5	41.5	78	19	18	78	23.5
MM 2070	775	1054	1981	483	457	1981	597

RTA 00 1 per carton



Three Seater - Extended Back
 COM: 10 YD | 9.14 M
 Unit weight: 135 LB | 61.4 KG
 Carton weight: 165 LB | 74.84 KG
 Carton volume: 79.25 FT³ | 2.24 MT³

For power/USB unit, please see electrical placement chart.

Includes ganging hardware (2 sides).

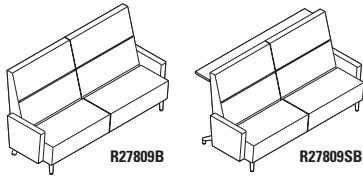
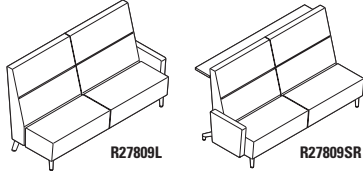
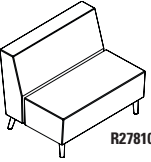
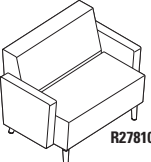
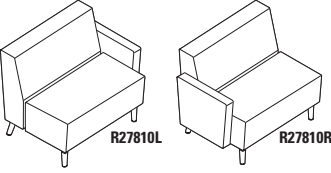
Add \$143, \$84 for (S2), (SE)
 Add \$1067 for 72 lbs. (CW), (C6)
 Add \$179 for (SU) or \$655 for (BS)
 Add \$28 for (TP)
 Add \$243 for (MB)

	1	2	3	4	5	6	7	8	9	10	11	12
R27809	4764	5084	5355	5664	6175	6644	7115	7524	8035	8515	9164	10084
R27809S	5512	5832	6103	6412	6923	7392	7863	8272	8783	9263	9912	10832

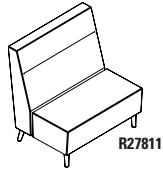
shelf model in W78 D41.5 H47 | MM W1981 D1054 H1194

OVERALL DIMENSIONS			SEAT DIMENSIONS			BACK DIMENSIONS	
W	D	H	W	D	H	W	H
IN 78	31	47	78	19	18	78	29
MM 1981	787	1194	1981	483	457	1981	737

RTA 00 1 per carton

DESCRIPTION	FEATURES	MODEL#	STANDARD TEXTILE GRADES											
			1	2	3	4	5	6	7	8	9	10	11	12
 <p>R27809B R27809SB</p> <p>Three Seater - Extended Back w/Uph Arms COM: 12 YD 10.97 M Unit weight: 155 LB 70.5 KG Carton weight: 190 LB 86.18 KG Carton volume: 86.25 FT³ 2.44 MT³</p>	<p>For power/USB unit, please see electrical placement chart.</p> <p>Ganging not available.</p> <p>Add \$174, \$84 for (S2), (SE) Add \$1067 for 72 lbs. (CW), (C6) Add \$179 for (SU) or \$655 for (BS) Add \$28 for (TP) Add \$243 for (MB)</p>	<p>R27809B 5358 5742 6067 6438 7051 7614 8179 8670 9283 9859 10638 11742</p> <p>R27809SB 6106 6490 6815 7186 7799 8362 8927 9418 10031 10607 11386 12490</p> <p>shelf model in W85 D41.5 H47 MM W2159 D1054 H1194</p>	<p>OVERALL DIMENSIONS</p> <p>W D H</p>			<p>SEAT DIMENSIONS</p> <p>W D H</p>			<p>BACK DIMENSIONS</p> <p>W H</p>					
		<p>IN 85 31 47 78 19 18 78 29</p> <p>MM 2159 787 1194 1981 483 457 1981 737</p>	<p>RTA 00 1 per carton</p>											
 <p>R27809L R27809SR</p> <p>Three Seater - Extended Back w/Uph Arms (Left/Right) COM: 11 YD 10.06 M Unit weight: 145 LB 65.9 KG Carton weight: 180 LB 81.65 KG Carton volume: 86.25 FT³ 2.44 MT³</p>	<p>For power/USB unit, please see electrical placement chart.</p> <p>Includes ganging hardware (1 side only).</p> <p>Add \$162, \$84 for (S2), (SE) Add \$1067 for 72 lbs. (CW), (C6) Add \$179 for (SU) or \$655 for (BS) Add \$28 for (TP) Add \$243 for (MB)</p>	<p>R27809L 5061 5413 5711 6051 6613 7129 7647 8097 8659 9187 9901 10913</p> <p>R27809R</p> <p>R27809SL 5809 6161 6459 6799 7361 7877 8395 8845 9407 9935 10649 11661</p> <p>R27809SR</p> <p>shelf model in W81.5 D41.5 H47 MM W2070 D1054 H1194</p>	<p>OVERALL DIMENSIONS</p> <p>W D H</p>			<p>SEAT DIMENSIONS</p> <p>W D H</p>			<p>BACK DIMENSIONS</p> <p>W H</p>					
		<p>IN 81.5 31 47 78 19 18 78 29</p> <p>MM 2070 787 1194 1981 483 457 1981 737</p>	<p>RTA 00 1 per carton</p>											
 <p>R27810</p> <p>Bariatric Lounge Chair - Standard Back COM: 4.25 YD 3.89 M Unit weight: 69 LB 31.4 KG Carton weight: 90 LB 40.82 KG Carton volume: 28.75 FT³ 0.81 MT³</p>	<p>For power/USB unit, please see electrical placement chart.</p> <p>Includes ganging hardware (2 sides).</p> <p>Add \$61, \$52 for (S2), (SE) Add \$533 for 36 lbs. (CW), (C6) Add \$83 for (SU) or \$387 for (BS) Add \$28 for (TP) Add \$122 for (MB)</p>	<p>R27810 2303 2439 2554 2686 2902 3102 3302 3476 3693 3897 4173 4564</p>	<p>OVERALL DIMENSIONS</p> <p>W D H</p>			<p>SEAT DIMENSIONS</p> <p>W D H</p>			<p>BACK DIMENSIONS</p> <p>W H</p>					
		<p>IN 39 30 32 39 19 18 39 14</p> <p>MM 991 762 813 991 483 457 991 356</p>	<p>RTA 00 1 per carton</p>											
 <p>R27810B</p> <p>Bariatric Lounge Chair - Standard Back w/Uph Arms COM: 6.25 YD 5.72 M Unit weight: 89 LB 40.5 KG Carton weight: 108 LB 48.99 KG Carton volume: 33 FT³ 0.93 MT³</p>	<p>For power/USB unit, please see electrical placement chart.</p> <p>Ganging not available.</p> <p>Add \$102, \$52 for (S2), (SE) Add \$533 for 36 lbs. (CW) Add \$83 for (SU) or \$387 for (BS) Add \$28 for (TP) Add \$122 for (MB)</p>	<p>R27810B 2897 3097 3266 3460 3778 4072 4366 4622 4941 5241 5647 6222</p>	<p>OVERALL DIMENSIONS</p> <p>W D H</p>			<p>SEAT DIMENSIONS</p> <p>W D H</p>			<p>BACK DIMENSIONS</p> <p>W H</p>					
		<p>IN 46 30 32 39 19 18 39 14</p> <p>MM 1168 762 813 991 483 457 991 356</p>	<p>RTA 00 1 per carton</p>											
 <p>R27810L R27810R</p> <p>Bariatric Lounge Chair - Standard Back w/Uph Arms (Left/Right) COM: 5.25 YD 4.8 M Unit weight: 79 LB 35.9 KG Carton weight: 98 LB 44.45 KG Carton volume: 33 FT³ 0.93 MT³</p>	<p>For power/USB unit, please see electrical placement chart.</p> <p>Includes ganging hardware (1 side only).</p> <p>Add \$82, \$52 for (S2), (SE) Add \$533 for 36 lbs. (CW) Add \$83 for (SU) or \$387 for (BS) Add \$28 for (TP) Add \$122 for (MB)</p>	<p>R27810L 2600 2768 2910 3073 3340 3587 3834 4049 4317 4569 4910 5393</p> <p>R27810R</p>	<p>OVERALL DIMENSIONS</p> <p>W D H</p>			<p>SEAT DIMENSIONS</p> <p>W D H</p>			<p>BACK DIMENSIONS</p> <p>W H</p>					
		<p>IN 42.5 30 32 39 19 18 39 14</p> <p>MM 1080 762 813 991 483 457 991 356</p>	<p>RTA 00 1 per carton</p>											

DESCRIPTION FEATURES MODEL# STANDARD TEXTILE GRADES



R27811

Bariatric Lounge Chair - High Back
 COM: 4.75 YD | 4.34 M
 Unit weight: 77 LB | 35 KG
 Carton weight: 98 LB | 44.45 KG
 Carton volume: 36 FT³ | 1.01 MT³

For power/USB unit, please see electrical placement chart.

Includes ganging hardware (2 sides).

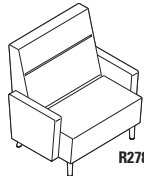
Add \$81, \$52 for (S2), (SE)
 Add \$533 for 36 lbs. (CW)
 Add \$83 for (SU) or \$387 for (BS)
 Add \$28 for (TP)
 Add \$122 for (MB)

	1	2	3	4	5	6	7	8	9	10	11	12
R27811	2585	2737	2865	3013	3255	3478	3701	3896	4138	4366	4675	5112

	OVERALL DIMENSIONS			SEAT DIMENSIONS			BACK DIMENSIONS	
	W	D	H	W	D	H	W	H

IN	39	30.5	41.5	39	19	18	39	23.5
MM	991	775	1054	991	483	457	991	597

RTA 00 1 per carton



R27811B

Bariatric Lounge Chair - High Back w/Uph Arms
 COM: 6.75 YD | 6.17 M
 Unit weight: 97 LB | 44.1 KG
 Carton weight: 117.5 LB | 53.3 KG
 Carton volume: 42.25 FT³ | 1.19 MT³

For power/USB unit, please see electrical placement chart.

Ganging not available.

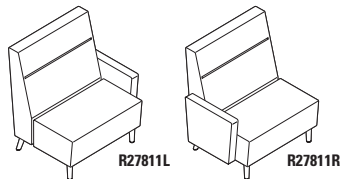
Add \$120, \$52 for (S2), (SE)
 Add \$533 for 36 lbs. (CW)
 Add \$83 for (SU) or \$387 for (BS)
 Add \$28 for (TP)
 Add \$122 for (MB)

	1	2	3	4	5	6	7	8	9	10	11	12
R27811B	3179	3395	3577	3787	4131	4448	4765	5042	5386	5710	6149	6770

	OVERALL DIMENSIONS			SEAT DIMENSIONS			BACK DIMENSIONS	
	W	D	H	W	D	H	W	H

IN	46	30.5	41.5	39	19	18	39	23.5
MM	1168	775	1054	991	483	457	991	597

RTA 00 1 per carton



R27811L

R27811R

Bariatric Lounge Chair - High Back w/Uph Arms (Left/Right)
 COM: 5.75 YD | 5.26 M
 Unit weight: 87 LB | 39.5 KG
 Carton weight: 107.5 LB | 48.76 KG
 Carton volume: 42.25 FT³ | 1.19 MT³

For power/USB unit, please see electrical placement chart.

Includes ganging hardware (1 side only).

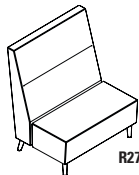
Add \$100, \$52 for (S2), (SE)
 Add \$533 for 36 lbs. (CW)
 Add \$83 for (SU) or \$387 for (BS)
 Add \$28 for (TP)
 Add \$122 for (MB)

	1	2	3	4	5	6	7	8	9	10	11	12
R27811L R27811R	2882	3066	3221	3400	3693	3963	4233	4469	4762	5038	5412	5941

	OVERALL DIMENSIONS			SEAT DIMENSIONS			BACK DIMENSIONS	
	W	D	H	W	D	H	W	H

IN	42.5	30.5	41.5	39	19	18	39	23.5
MM	1080	775	1054	991	483	457	991	597

RTA 00 1 per carton



R27812

Bariatric Lounge Chair - Extended Back
 COM: 5.25 YD | 4.8 M
 Unit weight: 91 LB | 41.4 KG
 Carton weight: 115 LB | 52.16 KG
 Carton volume: 41 FT³ | 1.16 MT³

For power/USB unit, please see electrical placement chart.

Includes ganging hardware (2 sides).

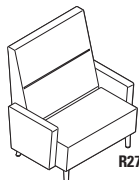
Add \$85, \$52 for (S2), (SE)
 Add \$533 for 36 lbs. (CW)
 Add \$83 for (SU) or \$387 for (BS)
 Add \$28 for (TP)
 Add \$122 for (MB)

	1	2	3	4	5	6	7	8	9	10	11	12
R27812	2697	2865	3007	3170	3437	3684	3931	4146	4414	4666	5007	5490

	OVERALL DIMENSIONS			SEAT DIMENSIONS			BACK DIMENSIONS	
	W	D	H	W	D	H	W	H

IN	39	31	47	39	19	18	39	29
MM	991	787	1194	991	483	457	991	737

RTA 00 1 per carton



R27812B

Bariatric Lounge Chair - Extended Back w/Uph Arms
 COM: 7.25 YD | 6.63 M
 Unit weight: 111 LB | 50.5 KG
 Carton weight: 132.5 LB | 60.1 KG
 Carton volume: 47.25 FT³ | 1.33 MT³

For power/USB unit, please see electrical placement chart.

Ganging not available.

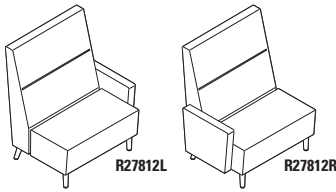
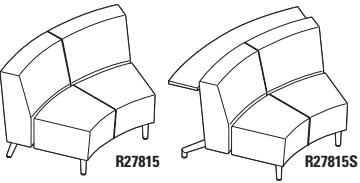
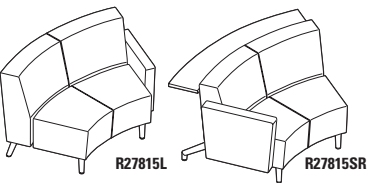
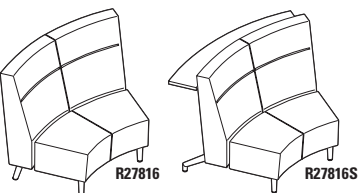
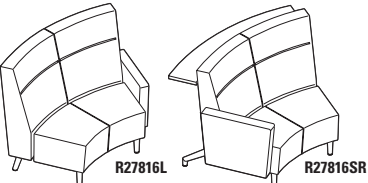
Add \$127, \$52 for (S2), (SE)
 Add \$533 for 36 lbs. (CW)
 Add \$83 for (SU) or \$387 for (BS)
 Add \$28 for (TP)
 Add \$122 for (MB)

	1	2	3	4	5	6	7	8	9	10	11	12
R27812B	3291	3523	3719	3944	4313	4654	4995	5292	5662	6010	6481	7148

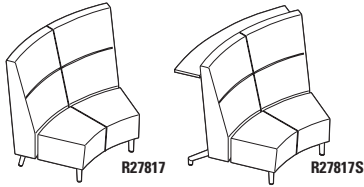
	OVERALL DIMENSIONS			SEAT DIMENSIONS			BACK DIMENSIONS	
	W	D	H	W	D	H	W	H

IN	46	31	47	39	19	18	39	29
MM	1168	787	1194	991	483	457	991	737

RTA 00 1 per carton

DESCRIPTION	FEATURES	MODEL#	STANDARD TEXTILE GRADES																					
			1	2	3	4	5	6	7	8	9	10	11	12										
 <p>Bariatric Lounge Chair - Extended Back w/Uph Arms (Left/Right) COM: 6.25 YD 5.72 M Unit weight: 101 LB 45.9 KG Carton weight: 122.5 LB 55.57 KG Carton volume: 47.25 FT³ 1.33 MT³</p>	<p>For power/USB unit, please see electrical placement chart.</p> <p>Includes ganging hardware (1 side only).</p> <p>Add \$106, \$52 for (S2), (SE) Add \$533 for 36 lbs. (CW) Add \$83 for (SU) or \$387 for (BS) Add \$28 for (TP) Add \$122 for (MB)</p>	R27812L	2994	3194	3363	3557	3875	4169	4463	4719	5038	5338	5744	6319										
		<p>OVERALL DIMENSIONS</p> <table border="1"> <tr> <th>W</th> <th>D</th> <th>H</th> <th colspan="3">SEAT DIMENSIONS</th> <th colspan="2">BACK DIMENSIONS</th> </tr> <tr> <td>IN 42.5</td> <td>31</td> <td>47</td> <td>39</td> <td>19</td> <td>18</td> <td>39</td> <td>29</td> </tr> <tr> <td>MM 1080</td> <td>787</td> <td>1194</td> <td>991</td> <td>483</td> <td>457</td> <td>991</td> <td>737</td> </tr> </table> <p>RTA 00 1 per carton</p>	W	D	H	SEAT DIMENSIONS			BACK DIMENSIONS		IN 42.5	31	47	39	19	18	39	29	MM 1080	787	1194	991	483	457
W	D	H	SEAT DIMENSIONS			BACK DIMENSIONS																		
IN 42.5	31	47	39	19	18	39	29																	
MM 1080	787	1194	991	483	457	991	737																	
 <p>IS Curve Two Seater - Standard Back COM: 5 YD 4.57 M Unit weight: 67 LB 30.5 KG Carton weight: 93 LB 42.18 KG Carton volume: 42.75 FT³ 1.21 MT³</p>	<p>For power/USB unit, please see electrical placement chart.</p> <p>Includes ganging hardware (2 sides).</p> <p>Add \$85, \$61 for (S2), (SE) Add \$1067 for 72 lbs. (CW), (C6) Add \$108 for (SU) or \$446 for (BS) Add \$35 for (TP) Add \$161 for (MB)</p>	R27815	2643	2803	2938	3093	3348	3583	3818	4023	4278	4518	4843	5303										
		<p>R27815S</p> <p>shelf model IN W58 D40.5 H32 MM W1473 D1029 H813</p> <p>OVERALL DIMENSIONS</p> <table border="1"> <tr> <th>W</th> <th>D</th> <th>H</th> <th colspan="3">SEAT DIMENSIONS</th> <th colspan="2">BACK DIMENSIONS</th> </tr> <tr> <td>IN 50.5</td> <td>30</td> <td>32</td> <td>42</td> <td>19</td> <td>18</td> <td>51</td> <td>14</td> </tr> <tr> <td>MM 1283</td> <td>762</td> <td>813</td> <td>1067</td> <td>483</td> <td>457</td> <td>1295</td> <td>356</td> </tr> </table> <p>RTA 00 1 per carton</p>	W	D	H	SEAT DIMENSIONS			BACK DIMENSIONS		IN 50.5	30	32	42	19	18	51	14	MM 1283	762	813	1067	483	457
W	D	H	SEAT DIMENSIONS			BACK DIMENSIONS																		
IN 50.5	30	32	42	19	18	51	14																	
MM 1283	762	813	1067	483	457	1295	356																	
 <p>IS Curve Two Seater - Standard Back w/Uph Arms (Left/Right) COM: 6 YD 5.49 M Unit weight: 77 LB 35 KG Carton weight: 102 LB 46.27 KG Carton volume: 43.5 FT³ 1.23 MT³</p>	<p>For power/USB unit, please see electrical placement chart.</p> <p>Includes ganging hardware (1 side only).</p> <p>Add \$106, \$61 for (S2), (SE) Add \$1067 for 72 lbs. (CW), (C6) Add \$108 for (SU) or \$446 for (BS) Add \$35 for (TP) Add \$161 for (MB)</p>	R27815L	2940	3132	3294	3480	3786	4068	4350	4596	4902	5190	5580	6132										
		<p>R27815SR</p> <p>shelf model IN W61.5 D40.5 H32 MM W1562 D1029 H813</p> <p>OVERALL DIMENSIONS</p> <table border="1"> <tr> <th>W</th> <th>D</th> <th>H</th> <th colspan="3">SEAT DIMENSIONS</th> <th colspan="2">BACK DIMENSIONS</th> </tr> <tr> <td>IN 54</td> <td>30</td> <td>32</td> <td>42</td> <td>19</td> <td>18</td> <td>51</td> <td>14</td> </tr> <tr> <td>MM 1372</td> <td>762</td> <td>813</td> <td>1067</td> <td>483</td> <td>457</td> <td>1295</td> <td>356</td> </tr> </table> <p>RTA 00 1 per carton</p>	W	D	H	SEAT DIMENSIONS			BACK DIMENSIONS		IN 54	30	32	42	19	18	51	14	MM 1372	762	813	1067	483	457
W	D	H	SEAT DIMENSIONS			BACK DIMENSIONS																		
IN 54	30	32	42	19	18	51	14																	
MM 1372	762	813	1067	483	457	1295	356																	
 <p>IS Curve Two Seater - High Back COM: 5.5 YD 5.03 M Unit weight: 78 LB 35.5 KG Carton weight: 106 LB 48.08 KG Carton volume: 53.75 FT³ 1.52 MT³</p>	<p>For power/USB unit, please see electrical placement chart.</p> <p>Includes ganging hardware (2 sides).</p> <p>Add \$115, \$61 for (S2), (SE) Add \$1067 for 72 lbs. (CW), (C6) Add \$108 for (SU) or \$446 for (BS) Add \$35 for (TP) Add \$161 for (MB)</p>	R27816	3185	3361	3510	3680	3961	4219	4478	4703	4984	5248	5605	6111										
		<p>R27816S</p> <p>shelf model IN W58.5 D41 H41.5 MM W1486 D1041 H1054</p> <p>OVERALL DIMENSIONS</p> <table border="1"> <tr> <th>W</th> <th>D</th> <th>H</th> <th colspan="3">SEAT DIMENSIONS</th> <th colspan="2">BACK DIMENSIONS</th> </tr> <tr> <td>IN 51</td> <td>30.5</td> <td>41.5</td> <td>42</td> <td>19</td> <td>18</td> <td>51</td> <td>23.5</td> </tr> <tr> <td>MM 1295</td> <td>775</td> <td>1054</td> <td>1067</td> <td>483</td> <td>457</td> <td>1295</td> <td>597</td> </tr> </table> <p>RTA 00 1 per carton</p>	W	D	H	SEAT DIMENSIONS			BACK DIMENSIONS		IN 51	30.5	41.5	42	19	18	51	23.5	MM 1295	775	1054	1067	483	457
W	D	H	SEAT DIMENSIONS			BACK DIMENSIONS																		
IN 51	30.5	41.5	42	19	18	51	23.5																	
MM 1295	775	1054	1067	483	457	1295	597																	
 <p>IS Curve Two Seater - High Back w/Uph Arms (Left/Right) COM: 6.5 YD 5.94 M Unit weight: 88 LB 40 KG Carton weight: 115 LB 52.16 KG Carton volume: 55.5 FT³ 1.57 MT³</p>	<p>For power/USB unit, please see electrical placement chart.</p> <p>Includes ganging hardware (1 side only).</p> <p>Add \$134, \$61 for (S2), (SE) Add \$1067 for 72 lbs. (CW), (C6) Add \$108 for (SU) or \$446 for (BS) Add \$35 for (TP) Add \$161 for (MB)</p>	R27816L	3482	3690	3866	4067	4399	4704	5010	5276	5608	5920	6342	6940										
		<p>R27816SR</p> <p>shelf model IN W62 D41 H41.5 MM W1575 D1041 H1054</p> <p>OVERALL DIMENSIONS</p> <table border="1"> <tr> <th>W</th> <th>D</th> <th>H</th> <th colspan="3">SEAT DIMENSIONS</th> <th colspan="2">BACK DIMENSIONS</th> </tr> <tr> <td>IN 54.5</td> <td>30.5</td> <td>41.5</td> <td>42</td> <td>19</td> <td>18</td> <td>51</td> <td>23.5</td> </tr> <tr> <td>MM 1384</td> <td>775</td> <td>1054</td> <td>1067</td> <td>483</td> <td>457</td> <td>1295</td> <td>597</td> </tr> </table> <p>RTA 00 1 per carton</p>	W	D	H	SEAT DIMENSIONS			BACK DIMENSIONS		IN 54.5	30.5	41.5	42	19	18	51	23.5	MM 1384	775	1054	1067	483	457
W	D	H	SEAT DIMENSIONS			BACK DIMENSIONS																		
IN 54.5	30.5	41.5	42	19	18	51	23.5																	
MM 1384	775	1054	1067	483	457	1295	597																	

DESCRIPTION FEATURES MODEL# STANDARD TEXTILE GRADES



IS Curve Two Seater - Extended Back
 COM: 6 YD | 5.49 M
 Unit weight: 84 LB | 38.2 KG
 Carton weight: 118 LB | 53.52 KG
 Carton volume: 61 FT³ | 1.72 MT³

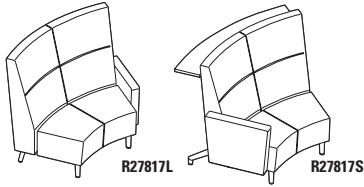
For power/USB unit, please see electrical placement chart.
 Includes ganging hardware (2 sides).
 Add \$123, \$61 for (S2), (SE)
 Add \$1067 for 72 lbs. (CW), (C6)
 Add \$108 for (SU) or \$446 for (BS)
 Add \$35 for (TP)
 Add \$161 for (MB)

	1	2	3	4	5	6	7	8	9	10	11	12
R27817	3498	3690	3852	4038	4344	4626	4908	5154	5460	5748	6138	6690
R27817S	4414	4606	4768	4954	5260	5542	5824	6070	6376	6664	7054	7606

shelf model in W59 D41.5 H47 | MM W1499 D1054 H1194

OVERALL DIMENSIONS			SEAT DIMENSIONS			BACK DIMENSIONS		
W	D	H	W	D	H	W	H	
IN 51.5	31	47	42	19	18	51	29	
MM 1308	787	1194	1067	483	457	1295	737	

RTA 00 1 per carton



IS Curve Two Seater - Extended Back w/Uph Arms (Left/Right)
 COM: 7 YD | 6.4 M
 Unit weight: 94 LB | 42.7 KG
 Carton weight: 122 LB | 55.34 KG
 Carton volume: 62.25 FT³ | 1.76 MT³

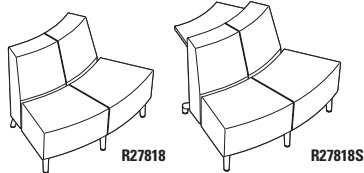
For power/USB unit, please see electrical placement chart.
 Includes ganging hardware (1 side only).
 Add \$142, \$61 for (S2), (SE)
 Add \$1067 for 72 lbs. (CW), (C6)
 Add \$108 for (SU) or \$446 for (BS)
 Add \$35 for (TP)
 Add \$161 for (MB)

	1	2	3	4	5	6	7	8	9	10	11	12
R27817L	3795	4019	4208	4425	4782	5111	5440	5727	6084	6420	6875	7519
R27817R												
R27817SL	4711	4935	5124	5341	5698	6027	6356	6643	7000	7336	7791	8435
R27817SR												

shelf model in W62.5 D41.5 H47 | MM W1588 D1054 H1194

OVERALL DIMENSIONS			SEAT DIMENSIONS			BACK DIMENSIONS		
W	D	H	W	D	H	W	H	
IN 54	31	47	42	19	18	51	29	
MM 1372	787	1194	1067	483	457	1295	737	

RTA 00 1 per carton



OS Curve Two Seater - Standard Back
 COM: 4.25 YD | 3.89 M
 Unit weight: 67 LB | 30.5 KG
 Carton weight: 93 LB | 42.18 KG
 Carton volume: 42.75 FT³ | 1.21 MT³

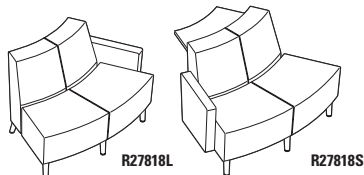
For power/USB unit, please see electrical placement chart.
 Includes ganging hardware (2 sides).
 Add \$75, \$68 for (S2), (SE)
 Add \$1067 for 72 lbs. (CW), (C6)
 Add \$108 for (SU) or \$536 for (BS)
 Add \$35 for (TP)
 Add \$161 for (MB)

	1	2	3	4	5	6	7	8	9	10	11	12
R27818	2699	2835	2950	3082	3298	3498	3698	3872	4089	4293	4569	4960
R27818S	3198	3334	3449	3581	3797	3997	4197	4371	4588	4792	5068	5459

shelf model in W50 D40.5 H32 | MM W1270 D1029 H813

OVERALL DIMENSIONS			SEAT DIMENSIONS			BACK DIMENSIONS		
W	D	H	W	D	H	W	H	
IN 50	30	32	50	19	18	36	14	
MM 1270	762	813	1270	483	457	914	356	

RTA 00 1 per carton



OS Curve Two Seater - Standard Back w/Uph Arms (Left/Right)
 COM: 5.25 YD | 4.8 M
 Unit weight: 77 LB | 35 KG
 Carton weight: 102 LB | 46.27 KG
 Carton volume: 43.5 FT³ | 1.23 MT³

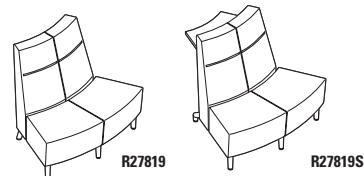
For power/USB unit, please see electrical placement chart.
 Includes ganging hardware (1 side only).
 Add \$96, \$68 for (S2), (SE)
 Add \$1067 for 72 lbs. (CW), (C6)
 Add \$108 for (SU) or \$536 for (BS)
 Add \$35 for (TP)
 Add \$161 for (MB)

	1	2	3	4	5	6	7	8	9	10	11	12
R27818L	2996	3164	3306	3469	3736	3983	4230	4445	4713	4965	5306	5789
R27818R												
R27818SL	3495	3663	3805	3968	4235	4482	4729	4944	5212	5464	5805	6288
R27818SR												

shelf model in W53.5 D40.5 H32 | MM W1359 D1029 H813

OVERALL DIMENSIONS			SEAT DIMENSIONS			BACK DIMENSIONS		
W	D	H	W	D	H	W	H	
IN 53.5	30	32	50	19	18	36	14	
MM 1359	762	813	1270	483	457	914	356	

RTA 00 1 per carton



OS Curve Two Seater - High Back
 COM: 5.25 YD | 4.8 M
 Unit weight: 73 LB | 33.2 KG
 Carton weight: 101 LB | 45.81 KG
 Carton volume: 53.75 FT³ | 1.52 MT³

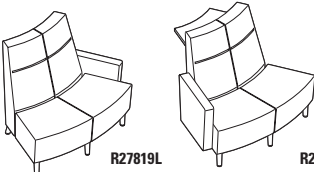
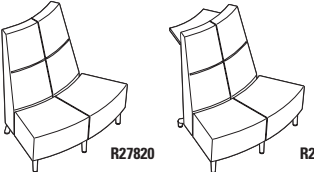
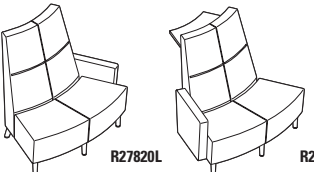
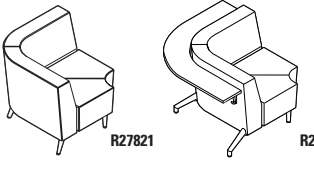
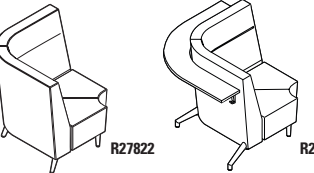
For power/USB unit, please see electrical placement chart.
 Includes ganging hardware (2 sides).
 Add \$99, \$68 for (S2), (SE)
 Add \$1067 for 72 lbs. (CW), (C6)
 Add \$108 for (SU) or \$536 for (BS)
 Add \$35 for (TP)
 Add \$161 for (MB)

	1	2	3	4	5	6	7	8	9	10	11	12
R27819	3242	3410	3552	3715	3982	4229	4476	4691	4959	5211	5552	6035
R27819S	3741	3909	4051	4214	4481	4728	4975	5190	5458	5710	6051	6534

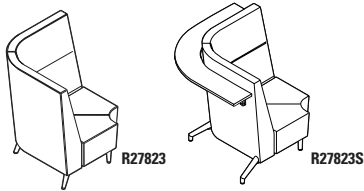
shelf model in W50 D41 H41.5 | MM W1270 D1041 H1054

OVERALL DIMENSIONS			SEAT DIMENSIONS			BACK DIMENSIONS		
W	D	H	W	D	H	W	H	
IN 50	30.5	41.5	50	19	18	32	23.5	
MM 1270	775	1054	1270	483	457	813	597	

RTA 00 1 per carton

DESCRIPTION	FEATURES	MODEL#	STANDARD TEXTILE GRADES											
			1	2	3	4	5	6	7	8	9	10	11	12
 <p>OS Curve Two Seater - High Back w/Uph Arms (Left/Right) COM: 6.25 YD 5.72 M Unit weight: 83 LB 37.7 KG Carton weight: 110 LB 49.9 KG Carton volume: 55.5 FT³ 1.57 MT³</p>	<p>For power/USB unit, please see electrical placement chart.</p> <p>Includes ganging hardware (1 side only).</p> <p>Add \$118, \$68 for (S2), (SE) Add \$1067 for 72 lbs. (CW), (C6) Add \$108 for (SU) or \$536 for (BS) Add \$35 for (TP) Add \$161 for (MB)</p>	R27819L	3539	3739	3908	4102	4420	4714	5008	5264	5583	5883	6289	6864
		R27819SR	4038	4238	4407	4601	4919	5213	5507	5763	6082	6382	6788	7363
			<p>shelf model IN W53.5 D41 H41.5 MM W1359 D1041 H1054</p>			<p>OVERALL DIMENSIONS</p> <p>W D H</p>			<p>SEAT DIMENSIONS</p> <p>W D H</p>			<p>BACK DIMENSIONS</p> <p>W H</p>		
			IN	53.5	30.5	41.5		50	19	18		32	23.5	
			MM	1359	775	1054		1270	483	457		813	597	
			RTA 00	1 per carton										
 <p>OS Curve Two Seater - Extended Back COM: 6.25 YD 5.72 M Unit weight: 75 LB 34.1 KG Carton weight: 109 LB 49.44 KG Carton volume: 61 FT³ 1.72 MT³</p>	<p>For power/USB unit, please see electrical placement chart.</p> <p>Includes ganging hardware (2 sides).</p> <p>Add \$104, \$68 for (S2), (SE) Add \$1067 for 72 lbs. (CW), (C6) Add \$108 for (SU) or \$536 for (BS) Add \$35 for (TP) Add \$161 for (MB)</p>	R27820L	3553	3753	3922	4116	4434	4728	5022	5278	5597	5897	6303	6878
		R27820S	4052	4252	4421	4615	4933	5227	5521	5777	6096	6396	6802	7377
			<p>shelf model IN W50 D41.5 H47 MM W1270 D1054 H1194</p>			<p>OVERALL DIMENSIONS</p> <p>W D H</p>			<p>SEAT DIMENSIONS</p> <p>W D H</p>			<p>BACK DIMENSIONS</p> <p>W H</p>		
			IN	50	31	47		50	19	18		28	29	
			MM	1270	787	1194		1270	483	457		711	737	
			RTA 00	1 per carton										
 <p>OS Curve Two Seater - Extended Back w/Uph Arms (Left/Right) COM: 7.25 YD 6.63 M Unit weight: 85 LB 38.6 KG Carton weight: 113 LB 51.26 KG Carton volume: 62.25 FT³ 1.76 MT³</p>	<p>For power/USB unit, please see electrical placement chart.</p> <p>Includes ganging hardware (1 side only).</p> <p>Add \$126, \$68 for (S2), (SE) Add \$1067 for 72 lbs. (CW), (C6) Add \$108 for (SU) or \$536 for (BS) Add \$35 for (TP) Add \$161 for (MB)</p>	R27820L	3850	4082	4278	4503	4872	5213	5554	5851	6221	6569	7040	7707
		R27820SR	4349	4581	4777	5002	5371	5712	6053	6350	6720	7068	7539	8206
			<p>shelf model IN W53.5 D41.5 H47 MM W1359 D1054 H1194</p>			<p>OVERALL DIMENSIONS</p> <p>W D H</p>			<p>SEAT DIMENSIONS</p> <p>W D H</p>			<p>BACK DIMENSIONS</p> <p>W H</p>		
			IN	53.5	31	47		50	19	18		28	29	
			MM	1359	787	1194		1270	483	457		711	737	
			RTA 00	1 per carton										
 <p>90° Corner - Standard Back COM: 6 YD 5.49 M Unit weight: 79 LB 35.9 KG Carton weight: 105 LB 47.63 KG Carton volume: 35.5 FT³ 1 MT³</p>	<p>No power/USB unit.</p> <p>Includes ganging hardware (2 sides).</p> <p>Add \$95, \$47 for (S2), (SE) Add \$533 for 36 lbs. (CW), (C6) Add \$108 for (SU) or \$536 for (BS) Add \$35 for (TP) Add \$161 for (MB)</p>	R27821L	3676	3868	4030	4216	4522	4804	5086	5332	5638	5926	6316	6868
		R27821S	4674	4866	5028	5214	5520	5802	6084	6330	6636	6924	7314	7866
			<p>shelf model IN W48.5 D48.5 H32 MM W1232 D1232 H813</p>			<p>OVERALL DIMENSIONS</p> <p>W D H</p>			<p>SEAT DIMENSIONS</p> <p>W D H</p>			<p>BACK DIMENSIONS</p> <p>W H</p>		
			IN	37.5	37.5	32		24	19	18		24	14	
			MM	953	953	813		610	483	457		610	356	
			RTA 00	1 per carton										
 <p>90° Corner - High Back COM: 7.75 YD 7.09 M Unit weight: 95 LB 43.2 KG Carton weight: 119 LB 53.98 KG Carton volume: 44.5 FT³ 1.26 MT³</p>	<p>No power/USB unit.</p> <p>Includes ganging hardware (2 sides).</p> <p>Add \$127, \$47 for (S2), (SE) Add \$533 for 36 lbs. (CW), (C6) Add \$108 for (SU) or \$536 for (BS) Add \$35 for (TP) Add \$161 for (MB)</p>	R27822L	4666	4914	5123	5364	5759	6123	6487	6805	7200	7572	8076	8789
		R27822S	5664	5912	6121	6362	6757	7121	7485	7803	8198	8570	9074	9787
			<p>shelf model IN W49 D49 H41.5 MM W1245 D1245 H1054</p>			<p>OVERALL DIMENSIONS</p> <p>W D H</p>			<p>SEAT DIMENSIONS</p> <p>W D H</p>			<p>BACK DIMENSIONS</p> <p>W H</p>		
			IN	38.5	38.5	41.5		24	19	18		24	23.5	
			MM	978	978	1054		610	483	457		610	597	
			RTA 00	1 per carton										

DESCRIPTION FEATURES MODEL# STANDARD TEXTILE GRADES



90° Corner - Extended Back
 COM: 8.25 YD | 7.54 M
 Unit weight: 100 LB | 45.5 KG
 Carton weight: 128 LB | 58.06 KG
 Carton volume: 50.5 FT³ | 1.43 MT³

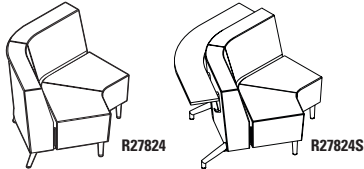
No power/USB unit.
 Includes ganging hardware (2 sides).
 Add \$131, \$47 for **(S2)**, **(SE)**
 Add \$533 for 36 lbs. **(CW)**, **(C6)**
 Add \$108 for **(SU)** or \$536 for **(BS)**
 Add \$35 for **(TP)**
 Add \$161 for **(MB)**

	1	2	3	4	5	6	7	8	9	10	11	12
R27823	5181	5445	5668	5924	6344	6732	7120	7458	7879	8275	8811	9570
R27823S	6179	6443	6666	6922	7342	7730	8118	8456	8877	9273	9809	10568

shelf model IN W49.5 D49.5 H47 | MM W1257 D1257 H1194

	OVERALL DIMENSIONS			SEAT DIMENSIONS			BACK DIMENSIONS		
	W	D	H	W	D	H	W	H	
IN	39	39	47	24	19	18	24	29	
MM	991	991	1194	610	483	457	610	737	

RTA 00 1 per carton



120° Corner - Standard Back
 COM: 6 YD | 5.49 M
 Unit weight: 80 LB | 36.4 KG
 Carton weight: 109 LB | 49.44 KG
 Carton volume: 48.25 FT³ | 1.36 MT³

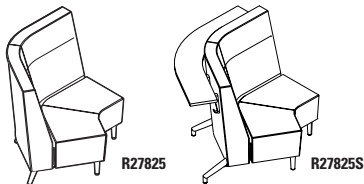
No power/USB unit.
 Includes ganging hardware (2 sides).
 Add \$91, \$63 for **(S2)**, **(SE)**
 Add \$533 for 36 lbs. **(CW)**, **(C6)**
 Add \$117 for **(SU)** or \$596 for **(BS)**
 Add \$35 for **(TP)**
 Add \$161 for **(MB)**

	1	2	3	4	5	6	7	8	9	10	11	12
R27824	3676	3868	4030	4216	4522	4804	5086	5332	5638	5926	6316	6868
R27824S	4612	4804	4966	5152	5458	5740	6022	6268	6574	6862	7252	7804

shelf model IN W62.5 D40.5 H32 | MM W1588 D1029 H813

	OVERALL DIMENSIONS			SEAT DIMENSIONS			BACK DIMENSIONS		
	W	D	H	W	D	H	W	H	
IN	52.5	30	32	52	19	18	52	14	
MM	1334	762	813	1321	483	457	1321	356	

RTA 00 1 per carton



120° Corner - High Back
 COM: 7.75 YD | 7.09 M
 Unit weight: 89 LB | 40.5 KG
 Carton weight: 118 LB | 53.52 KG
 Carton volume: 60.5 FT³ | 1.71 MT³

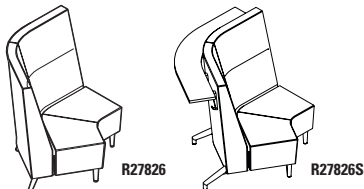
No power/USB unit.
 Includes ganging hardware (2 sides).
 Add \$120, \$63 for **(S2)**, **(SE)**
 Add \$533 for 36 lbs. **(CW)**, **(C6)**
 Add \$117 for **(SU)** or \$596 for **(BS)**
 Add \$35 for **(TP)**
 Add \$161 for **(MB)**

	1	2	3	4	5	6	7	8	9	10	11	12
R27825	4666	4914	5123	5364	5759	6123	6487	6805	7200	7572	8076	8789
R27825S	5602	5850	6059	6300	6695	7059	7423	7741	8136	8508	9012	9725

shelf model IN W63.5 D41 H41.5 | MM W1613 D1041 H1054

	OVERALL DIMENSIONS			SEAT DIMENSIONS			BACK DIMENSIONS		
	W	D	H	W	D	H	W	H	
IN	53.5	30.5	41.5	41	21	18	51	23.5	
MM	1359	775	1054	1041	533	457	1295	597	

RTA 00 1 per carton



120° Corner - Extended Back
 COM: 8.25 YD | 7.54 M
 Unit weight: 91 LB | 41.4 KG
 Carton weight: 123 LB | 55.79 KG
 Carton volume: 68.75 FT³ | 1.94 MT³

No power/USB unit.
 Includes ganging hardware (2 sides).
 Add \$129, \$63 for **(S2)**, **(SE)**
 Add \$533 for 36 lbs. **(CW)**, **(C6)**
 Add \$117 for **(SU)** or \$596 for **(BS)**
 Add \$35 for **(TP)**
 Add \$161 for **(MB)**

	1	2	3	4	5	6	7	8	9	10	11	12
R27826	5181	5445	5668	5924	6344	6732	7120	7458	7879	8275	8811	9570
R27826S	6116	6380	6603	6859	7279	7667	8055	8393	8814	9210	9746	10505

shelf model IN W64 D41.5 H47 | MM W1626 D1054 H1194

	OVERALL DIMENSIONS			SEAT DIMENSIONS			BACK DIMENSIONS		
	W	D	H	W	D	H	W	H	
IN	54	31.5	47	41	21	18	51	29	
MM	1372	800	1194	1041	533	457	1295	737	

RTA 00 1 per carton



Loop Arm
 COM: N/A
 Unit weight: 5 LB | 2.3 KG
 Carton weight: 7 LB | 3.18 KG
 Carton volume: 0.6 FT³ | 0.01 MT³


Arms sold separately (1 pc).

List price


R2770	238
--------------	-----

	OVERALL DIMENSIONS			SEAT DIMENSIONS			BACK DIMENSIONS		
	W	D	H	W	D	H	W	H	
IN	2.5	14	19.5	-	-	-	-	-	
MM	64	356	495	-	-	-	-	-	

RTA 1 1 per carton

DESCRIPTION	FEATURES	MODEL#	STANDARD TEXTILE GRADES								
 <p>Loop Arm w/Armcap COM: N/A Unit weight: 5 LB 2.3 KG Carton weight: 7 LB 3.18 KG Carton volume: 0.6 FT³ 0.01 MT³</p>	<p>Arms sold separately (1 pc). Armcap finish: (BK) Night, (FO) Fog, (LB) Latte</p>	List price									
		R2771	274								
		OVERALL DIMENSIONS			SEAT DIMENSIONS			BACK DIMENSIONS			
		W	D	H	W	D	H	W	H		
		IN 2.5	14	19.5	-	-	-	-	-		
MM 64	356	495	-	-	-	-	-				
		RTA 1	1 per carton								

RIVER+ BENCHES



model R27832



model R27842



model R27845



model R27840

River+ Seating & Tables



For River+ seating, please see page 294.
For River+ tables, please see page 313.

EXAMPLE RIVER+ BENCH ORDER CODE:

R27832	-NS	-CE90	-CHM	-S6	-AS	-NC
--------	-----	-------	------	-----	-----	-----

Model number	Sealed Seams	Textile	Leg finish	Leg selection	Leg angle	Additional weight
--------------	--------------	---------	------------	---------------	-----------	-------------------

-SB	-W	-F1
-----	----	-----

Bottom selection	Power finish	Power/USB position
------------------	--------------	--------------------

Additional Options specify at end of order code.	SPECIFY CODE
Tamperproof fasteners Upcharges vary, see model.	TP
Moisture barrier Upcharges vary, see model.	MB

*linking hardware is lowered to clear the staple strip.
Units will only gang with other units with sealed bottom.
**cannot be combined with linking hardware or power units

STANDARD FEATURES

- A modular series that is composed of straight, and curved sections, as well as freestanding units.
- Linking units can be used together in any combination to create a wide variety of layouts. Ganging hardware is standard and is factory installed. Ganging hardware swivels out of the way when not in use.
- The unique tapered legs are made of welded steel, with each leg bolted directly to the unit frame. Standard leg height of 6.5". The leg height makes it easier to clean under the product.
- Legs are straight (vertical) as standard. Linking models are optionally available with angled back legs to match River+ seating units.
- Legs are standard in Chrome with Black nylon non-marking height adjustable glides.
- River+ is rated for an active weight up to 600 lbs. per seat and 24/7 use.
- For heavy duty application, Global's Limited Lifetime Warranty is applicable only on fabrics that are rated for 100,000 double rubs.
- Upholstery options: fabric, vinyl or leather. Vinyl and leather models may feature stitch detail across the seat and/or back cushions, if applicable.
- All units are shipped fully assembled.

OPTIONAL FEATURES

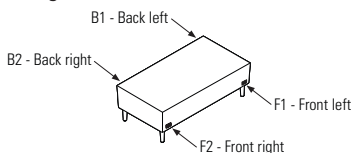
- To add sealed seams to your product, please specify **(SS)** - see each model for upcharge.
- Legs are available in 3" and 8" heights. All heights are available with fixed-to-floor option. Please specify. Upcharges vary. *Fastening hardware not included.*
- Products can be weighted to reduce the ease of movement. For additional weight options, please specify **(CW)** - see each model for available additional weight and upcharge.
- The underside of the seat can be finished with PVC (vinyl) and sealed to prevent penetration of liquids. Please specify **(SU)** - see each model for upcharge.
- Steel bottom provides tamperproof protection (includes tamperproof screws). Please specify **(BS)** - see each model for upcharge.
- Most benches (except corner and freestanding units) can be specified with power/USB units, which include one power outlet, one double USB terminal and a Black 120" three-prong power cord.
- Each power/USB unit is set in predetermined locations, as shown in the electrical illustrations below. Electrical units must be factory installed. Add \$717 per unit.
- Power/USB units are available with either Jet Black **(J)** face plate with Black power/USB receptacles or with a White **(W)** face plate with White power/USB receptacles.

Please add option codes in the following order:

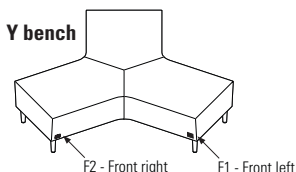
- **Model number**
R27831 to R27833 Straight benches
R27834 to R27835 Curved benches
R27836 to R27839 Corner benches
R27840 to R27841 Boomerang benches
R27842 Y bench
R27843 to R27846 Round non-linking benches
R27847 to R27850 Square non-linking benches
- **Seat sealed seams**
(NS) Standard seams.
(SS) Sealed seams. Upcharges vary, see model.
- **Textile**
Specify textile code.
- **Leg finish**
For leg finish options, please see page 379. No upcharges.
- **Leg selection**
(S6) Standard seat height (17.5"), 6.5" leg w/ adjustable glides. No upcharge.
(S3) Low seat (14"), 3" leg w/adjustable glides. No upcharge.
(S8) High seat (19"), 8" leg w/adjustable glides. No upcharge.
(F6) Standard seat height (17.5"), 6.5" leg, fixed to floor. Upcharges vary.
(F3) Low seat (14"), 3" leg, fixed to floor. Upcharges vary.
(F8) High seat (19"), 8" leg, fixed to floor. Upcharges vary.
- **Leg angle**
(AS) Straight legs. No upcharge.
(SA) Straight front legs, angled back legs (available only for 6.5" and 8" high legs on straight, curved, corner and boomerang units). No upcharge.
- **Additional weight**
(NC) No additional weight.
(CW) Additional weight. Upcharges vary, see model.
- **Bottom selection**
(SB) Standard bottom.
(SU) Vinyl sealed bottom w/staple strip. Upcharges vary, see model.*
(BS) Steel bottom. Upcharges vary, see model.**
- **Power unit finish**
(NP) No power
(J) Jet Black
(W) White
- **Power/USB unit position** (straight, curved, boomerang and Y benches only, as shown below). Add \$717 per unit.
(F1) Front left
(F2) Front right
(B1) Back left
(B2) Back right

ELECTRICAL PLACEMENT

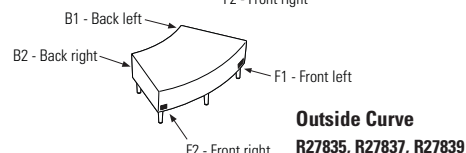
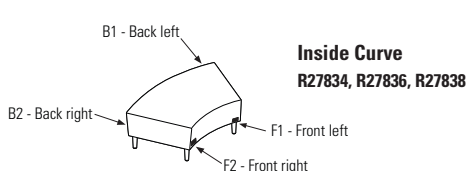
Straight benches



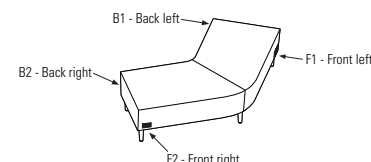
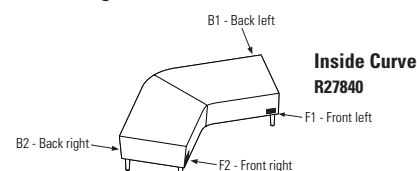
Y bench

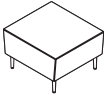
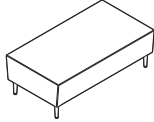
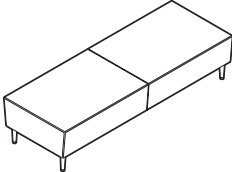





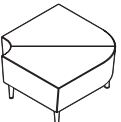

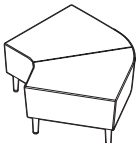
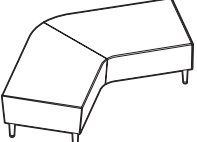
Curved benches


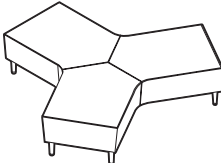

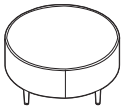
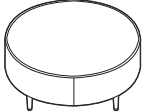


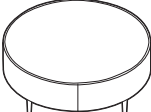
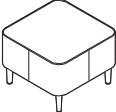
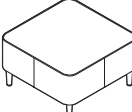
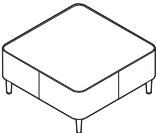
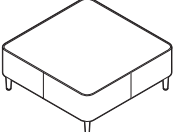
Boomerang benches




DESCRIPTION	FEATURES	MODEL#	STANDARD TEXTILE GRADES														
			1	2	3	4	5	6	7	8	9	10	11	12			
 <p>Single Seater Bench COM: 1.75 YD 1.6 M Unit weight: 40 LB 18.2 KG Carton weight: 48 LB 21.77 KG Carton volume: 10.5 FT³ 0.29 MT³</p>	<p>For power/USB unit, please see electrical placement chart.</p> <p>Includes ganging hardware (2 sides).</p> <p>Add \$47 for (SS) Add \$90 for (F_) Add \$533 for 36 lbs. (CW) Add \$47 for (SU) or \$247 for (BS) Add \$28 for (TP) Add \$81 for (MB)</p>	R27831	1157	1213	1260	1315	1404	1486	1568	1640	1729	1813	1927	2088			
			OVERALL DIMENSIONS			SEAT DIMENSIONS			BACK DIMENSIONS								
			W	D	H	W	D	H	W	H							
			IN 26	28.5	17.5	-	-	-	-	-							
MM 660	724	445	-	-	-	-	-										
			RTA 00	1 per carton													
 <p>Two Seater Bench COM: 2.75 YD 2.51 M Unit weight: 55 LB 25 KG Carton weight: 65 LB 29.48 KG Carton volume: 20.5 FT³ 0.58 MT³</p>	<p>For power/USB unit, please see electrical placement chart.</p> <p>Includes ganging hardware (2 sides).</p> <p>Add \$59 for (SS) Add \$90 for (F_) Add \$1067 for 72 lbs. (CW) Add \$72 for (SU) or \$407 for (BS) Add \$28 for (TP) Add \$161 for (MB)</p>	R27832	1796	1884	1958	2044	2184	2313	2442	2555	2695	2827	3006	3259			
			OVERALL DIMENSIONS			SEAT DIMENSIONS			BACK DIMENSIONS								
			W	D	H	W	D	H	W	H							
			IN 52	28.5	17.5	-	-	-	-	-							
MM 1321	724	445	-	-	-	-	-										
			RTA 00	1 per carton													
 <p>Three Seater Bench COM: 4.5 YD 4.11 M Unit weight: 88 LB 40 KG Carton weight: 103 LB 46.72 KG Carton volume: 30.25 FT³ 0.85 MT³</p>	<p>For power/USB unit, please see electrical placement chart.</p> <p>Includes ganging hardware (2 sides).</p> <p>Add \$88 for (SS) Add \$90 for (F_) Add \$1067 for 72 lbs. (CW) Add \$101 for (SU) or \$521 for (BS) Add \$28 for (TP) Add \$243 for (MB)</p>	R27833	2489	2633	2755	2894	3124	3335	3547	3731	3961	4177	4469	4883			
			OVERALL DIMENSIONS			SEAT DIMENSIONS			BACK DIMENSIONS								
			W	D	H	W	D	H	W	H							
			IN 78	28.5	17.5	-	-	-	-	-							
MM 1981	724	445	-	-	-	-	-										
			RTA 00	1 per carton													
 <p>Inside Curve Two Seater Bench COM: 3 YD 2.74 M Unit weight: 49 LB 22.3 KG Carton weight: 60 LB 27.22 KG Carton volume: 22.75 FT³ 0.64 MT³</p>	<p>For power/USB unit, please see electrical placement chart.</p> <p>Includes ganging hardware (2 sides).</p> <p>Add \$55 for (SS) Add \$113 for (F_) Add \$1067 for 72 lbs. (CW) Add \$72 for (SU) or \$327 for (BS) Add \$35 for (TP) Add \$161 for (MB)</p>	R27834	2609	2705	2786	2879	3032	3173	3314	3437	3590	3734	3929	4205			
			OVERALL DIMENSIONS			SEAT DIMENSIONS			BACK DIMENSIONS								
			W	D	H	W	D	H	W	H							
			IN 50	30.5	17.5	-	-	-	-	-							
MM 1270	775	445	-	-	-	-	-										
			RTA 00	1 per carton													
 <p>Outside Curve Two Seater Bench COM: 3 YD 2.74 M Unit weight: 49 LB 22.3 KG Carton weight: 60 LB 27.22 KG Carton volume: 22.75 FT³ 0.64 MT³</p>	<p>For power/USB unit, please see electrical placement chart.</p> <p>Includes ganging hardware (2 sides).</p> <p>Add \$55 for (SS) Add \$113 for (F_) Add \$1067 for 72 lbs. (CW) Add \$72 for (SU) or \$327 for (BS) Add \$35 for (TP) Add \$161 for (MB)</p>	R27835	2609	2705	2786	2879	3032	3173	3314	3437	3590	3734	3929	4205			
			OVERALL DIMENSIONS			SEAT DIMENSIONS			BACK DIMENSIONS								
			W	D	H	W	D	H	W	H							
			IN 50	30.5	17.5	-	-	-	-	-							
MM 1270	775	445	-	-	-	-	-										
			RTA 00	1 per carton													

DESCRIPTION	FEATURES	MODEL#	STANDARD TEXTILE GRADES													
			1	2	3	4	5	6	7	8	9	10	11	12		
 <p>90° Inside Curve Corner Bench COM: 3.25 YD 2.97 M Unit weight: 49 LB 22.3 KG Carton weight: 60 LB 27.22 KG Carton volume: 17.25 FT³ 0.48 MT³</p>	<p>For power/USB unit, please see electrical placement chart.</p> <p>Includes ganging hardware (2 sides).</p> <p>Add \$55 for (SS) Add \$113 for (F_) Add \$533 for 36 lbs. (CW) Add \$83 for (SU) or \$382 for (BS) Add \$35 for (TP) Add \$161 for (MB)</p>	R27836	2609	2713	2801	2902	3067	3220	3373	3506	3672	3828	4039	4338		
		OVERALL DIMENSIONS			SEAT DIMENSIONS			BACK DIMENSIONS								
		W D H			W D H			W H								
		IN 36.5 36.5 17.5			- - -			- - -								
		MM 927 927 445			- - -			- - -								
			RTA 00			1 per carton										
 <p>90° Outside Curve Corner Bench COM: 3.25 YD 2.97 M Unit weight: 49 LB 22.3 KG Carton weight: 60 LB 27.22 KG Carton volume: 17.25 FT³ 0.48 MT³</p>	<p>For power/USB unit, please see electrical placement chart.</p> <p>Includes ganging hardware (2 sides).</p> <p>Add \$55 for (SS) Add \$113 for (F_) Add \$533 for 36 lbs. (CW) Add \$83 for (SU) or \$382 for (BS) Add \$35 for (TP) Add \$161 for (MB)</p>	R27837	2609	2713	2801	2902	3067	3220	3373	3506	3672	3828	4039	4338		
		OVERALL DIMENSIONS			SEAT DIMENSIONS			BACK DIMENSIONS								
		W D H			W D H			W H								
		IN 36.5 36.5 17.5			- - -			- - -								
		MM 927 927 445			- - -			- - -								
			RTA 00			1 per carton										
 <p>120° Inside Curve Corner Bench COM: 3.5 YD 3.2 M Unit weight: 46 LB 20.9 KG Carton weight: 57 LB 25.85 KG Carton volume: 26.75 FT³ 0.75 MT³</p>	<p>For power/USB unit, please see electrical placement chart.</p> <p>Includes ganging hardware (2 sides).</p> <p>Add \$57 for (SS) Add \$113 for (F_) Add \$533 for 36 lbs. (CW) Add \$83 for (SU) or \$421 for (BS) Add \$35 for (TP) Add \$161 for (MB)</p>	R27838	2609	2721	2816	2924	3103	3267	3432	3575	3754	3922	4149	4471		
		OVERALL DIMENSIONS			SEAT DIMENSIONS			BACK DIMENSIONS								
		W D H			W D H			W H								
		IN 36.5 51.5 17.5			- - -			- - -								
		MM 927 1308 445			- - -			- - -								
			RTA 00			1 per carton										
 <p>120° Outside Curve Corner Bench COM: 3.5 YD 3.2 M Unit weight: 46 LB 20.9 KG Carton weight: 57 LB 25.85 KG Carton volume: 26.75 FT³ 0.75 MT³</p>	<p>For power/USB unit, please see electrical placement chart.</p> <p>Includes ganging hardware (2 sides).</p> <p>Add \$57 for (SS) Add \$113 for (F_) Add \$533 for 36 lbs. (CW) Add \$83 for (SU) or \$421 for (BS) Add \$35 for (TP) Add \$161 for (MB)</p>	R27839	2609	2721	2816	2924	3103	3267	3432	3575	3754	3922	4149	4471		
		OVERALL DIMENSIONS			SEAT DIMENSIONS			BACK DIMENSIONS								
		W D H			W D H			W H								
		IN 36.5 51.5 17.5			- - -			- - -								
		MM 927 1308 445			- - -			- - -								
			RTA 00			1 per carton										
 <p>Inside Curve Boomerang Bench COM: 5.25 YD 4.8 M Unit weight: 84 LB 38.2 KG Carton weight: 126 LB 57.15 KG Carton volume: 47.75 FT³ 1.35 MT³</p>	<p>For power/USB unit, please see electrical placement chart.</p> <p>Includes ganging hardware (2 sides).</p> <p>Add \$84 for (SS) Add \$113 for (F_) Add \$1067 for 72 lbs. (CW) Add \$114 for (SU) or \$736 for (BS) Add \$35 for (TP) Add \$243 for (MB)</p>	R27840	3233	3401	3543	3706	3973	4220	4467	4682	4950	5202	5543	6026		
		OVERALL DIMENSIONS			SEAT DIMENSIONS			BACK DIMENSIONS								
		W D H			W D H			W H								
		IN 82 45 17.5			- - -			- - -								
		MM 2083 1143 445			- - -			- - -								
			RTA 00			1 per carton										

DESCRIPTION	FEATURES	MODEL#	STANDARD TEXTILE GRADES												
			1	2	3	4	5	6	7	8	9	10	11	12	
 <p>Outside Curve Boomerang Bench COM: 5.25 YD 4.8 M Unit weight: 84 LB 38.2 KG Carton weight: 126 LB 57.15 KG Carton volume: 47.75 FT³ 1.35 MT³</p>	<p>For power/USB unit, please see electrical placement chart.</p> <p>Includes ganging hardware (2 sides).</p> <p>Add \$84 for (SS) Add \$113 for (F_) Add \$1067 for 72 lbs. (CW) Add \$114 for (SU) or \$736 for (BS) Add \$35 for (TP) Add \$243 for (MB)</p>	R27841	3233	3401	3543	3706	3973	4220	4467	4682	4950	5202	5543	6026	
			OVERALL DIMENSIONS			SEAT DIMENSIONS			BACK DIMENSIONS						
			W	D	H	W	D	H	W	H					
			IN 82	45	17.5	-	-	-	-	-					
	MM 2083	1143	445	-	-	-	-	-	-						
		RTA 00	1 per carton												
 <p>Y Bench COM: 8 YD 7.32 M Unit weight: 122 LB 55.5 KG Carton weight: 203 LB 92.08 KG Carton volume: 101.25 FT³ 2.86 MT³</p>	<p>For power/USB unit, please see electrical placement chart.</p> <p>Includes ganging hardware (2 sides).</p> <p>Add \$141 for (SS) Add \$158 for (F_) Add \$800 for 54 lbs. (CW) Add \$179 for (SU) or \$917 for (BS) Add \$51 for (TP) Add \$324 for (MB)</p>	R27842	5623	5879	6095	6343	6751	7127	7503	7831	8239	8623	9143	9879	
			OVERALL DIMENSIONS			SEAT DIMENSIONS			BACK DIMENSIONS						
			W	D	H	W	D	H	W	H					
			IN 82	70	17.5	-	-	-	-	-					
	MM 2083	1778	445	-	-	-	-	-	-						
		RTA 00	1 per carton												
 <p>18" Dia. Round Bench COM: 1 YD 0.91 M Unit weight: 20 LB 9.1 KG Carton weight: 25 LB 11.34 KG Carton volume: 4.7 FT³ 0.13 MT³</p>	<p>No power/USB unit.</p> <p>Freestanding unit only.</p> <p>Add \$31 for (SS) Add \$90 for (F_) Not available (CW) Add \$35 for (SU), (BS) not available Add \$28 for (TP) Add \$81 for (MB)</p>	R27843	686	718	745	776	827	874	921	962	1013	1061	1126	1218	
			OVERALL DIMENSIONS			SEAT DIMENSIONS			BACK DIMENSIONS						
			W	D	H	W	D	H	W	H					
			IN 18	18	17.5	-	-	-	-	-					
	MM 457	457	445	-	-	-	-	-	-						
		RTA 00	1 per carton												
 <p>36" Dia. Round Bench COM: 3.25 YD 2.97 M Unit weight: 41 LB 18.6 KG Carton weight: 50 LB 22.68 KG Carton volume: 18.25 FT³ 0.51 MT³</p>	<p>No power/USB unit.</p> <p>Freestanding unit only.</p> <p>Add \$51 for (SS) Add \$90 for (F_) Add \$533 for 36 lbs. (CW) Add \$72 for (SU) or \$422 for (BS) Add \$28 for (TP) Add \$81 for (MB)</p>	R27844	1546	1650	1738	1839	2004	2157	2310	2443	2609	2765	2976	3275	
			OVERALL DIMENSIONS			SEAT DIMENSIONS			BACK DIMENSIONS						
			W	D	H	W	D	H	W	H					
			IN 36	36	17.5	-	-	-	-	-					
	MM 914	914	445	-	-	-	-	-	-						
		RTA 00	1 per carton												
 <p>42" Dia. Round Bench COM: 3.5 YD 3.2 M Unit weight: 45 LB 20.5 KG Carton weight: 55 LB 24.95 KG Carton volume: 23 FT³ 0.65 MT³</p>	<p>No power/USB unit.</p> <p>Freestanding unit only.</p> <p>Add \$55 for (SS) Add \$90 for (F_) Add \$1067 for 72 lbs. (CW) Add \$83 for (SU) or \$461 for (BS) Add \$28 for (TP) Add \$161 for (MB)</p>	R27845	1813	1925	2020	2128	2307	2471	2636	2779	2958	3126	3353	3675	
			OVERALL DIMENSIONS			SEAT DIMENSIONS			BACK DIMENSIONS						
			W	D	H	W	D	H	W	H					
			IN 42	42	17.5	-	-	-	-	-					
	MM 1067	1067	445	-	-	-	-	-	-						
		RTA 00	1 per carton												

DESCRIPTION	FEATURES	MODEL#	STANDARD TEXTILE GRADES														
			1	2	3	4	5	6	7	8	9	10	11	12			
 <p>48" Dia. Round Bench COM: 3.75 YD 3.43 M Unit weight: 55 LB 25 KG Carton weight: 65 LB 29.48 KG Carton volume: 30 FT³ 0.84 MT³</p>	<p>No power/USB unit.</p> <p>Freestanding unit only.</p> <p>Add \$59 for (SS) Add \$90 for (F_) Add \$1067 for 72 lbs. (CW) Add \$101 for (SU) or \$491 for (BS) Add \$28 for (TP) Add \$243 for (MB)</p>	<p>R27846</p>	2130	2250	2351	2468	2659	2835	3011	3165	3356	3536	3780	4125			
			OVERALL DIMENSIONS			SEAT DIMENSIONS			BACK DIMENSIONS								
			W	D	H	W	D	H	W	H							
			IN 48	48	17.5	-	-	-	-	-							
MM 1219	1219	445	-	-	-	-	-										
			RTA 00	1 per carton													
 <p>24" Square Bench COM: 1.5 YD 1.37 M Unit weight: 25 LB 11.4 KG Carton weight: 30 LB 13.61 KG Carton volume: 8 FT³ 0.22 MT³</p>	<p>No power/USB unit.</p> <p>Freestanding unit only.</p> <p>Add \$43 for (SS) Add \$90 for (F_) Add \$533 for 36 lbs. (CW) Add \$38 for (SU) or \$189 for (BS) Add \$28 for (TP) Add \$81 for (MB)</p>	<p>R27847</p>	968	1016	1057	1103	1180	1250	1321	1382	1459	1531	1628	1766			
			OVERALL DIMENSIONS			SEAT DIMENSIONS			BACK DIMENSIONS								
			W	D	H	W	D	H	W	H							
			IN 24	24	17.5	-	-	-	-	-							
MM 610	610	445	-	-	-	-	-										
			RTA 00	1 per carton													
 <p>30" Square Bench COM: 2.75 YD 2.51 M Unit weight: 30 LB 13.6 KG Carton weight: 40 LB 18.14 KG Carton volume: 12.25 FT³ 0.34 MT³</p>	<p>No power/USB unit.</p> <p>Freestanding unit only.</p> <p>Add \$51 for (SS) Add \$90 for (F_) Add \$1067 for 36 lbs. (CW) Add \$72 for (SU) or \$233 for (BS) Add \$28 for (TP) Add \$81 for (MB)</p>	<p>R27848</p>	1290	1378	1452	1538	1678	1807	1936	2049	2189	2321	2500	2753			
			OVERALL DIMENSIONS			SEAT DIMENSIONS			BACK DIMENSIONS								
			W	D	H	W	D	H	W	H							
			IN 30	30	17.5	-	-	-	-	-							
MM 762	762	445	-	-	-	-	-										
			RTA 00	1 per carton													
 <p>36" Square Bench COM: 3 YD 2.74 M Unit weight: 40 LB 18.2 KG Carton weight: 50 LB 22.68 KG Carton volume: 18.25 FT³ 0.51 MT³</p>	<p>No power/USB unit.</p> <p>Freestanding unit only.</p> <p>Add \$55 for (SS) Add \$90 for (F_) Add \$1067 for 72 lbs. (CW) Add \$77 for (SU) or \$311 for (BS) Add \$28 for (TP) Add \$161 for (MB)</p>	<p>R27849</p>	1598	1694	1775	1868	2021	2162	2303	2426	2579	2723	2918	3194			
			OVERALL DIMENSIONS			SEAT DIMENSIONS			BACK DIMENSIONS								
			W	D	H	W	D	H	W	H							
			IN 36	36	17.5	-	-	-	-	-							
MM 914	914	445	-	-	-	-	-										
			RTA 00	1 per carton													
 <p>42" Square Bench COM: 3.25 YD 2.97 M Unit weight: 50 LB 22.7 KG Carton weight: 60 LB 27.22 KG Carton volume: 23 FT³ 0.65 MT³</p>	<p>No power/USB unit.</p> <p>Freestanding unit only.</p> <p>Add \$61 for (SS) Add \$90 for (F_) Add \$1067 for 72 lbs. (CW) Add \$96 for (SU) or \$430 for (BS) Add \$28 for (TP) Add \$243 for (MB)</p>	<p>R27850</p>	1955	2059	2147	2248	2413	2566	2719	2852	3018	3174	3385	3684			
			OVERALL DIMENSIONS			SEAT DIMENSIONS			BACK DIMENSIONS								
			W	D	H	W	D	H	W	H							
			IN 42	42	17.5	-	-	-	-	-							
MM 1067	1067	445	-	-	-	-	-										
			RTA 00	1 per carton													

RIVER+ TABLES



model R27858

model R27864



model 7743

River+ Seating & Benches



For River+ seating, please see page 294.
For River+ benches, please see page 308.

STANDARD FEATURES

- A modular series that is composed of straight and curved sections, as well as freestanding units.
- Linking units can be used together in any combination with River+ seating and bench units to create a wide variety of layouts. Ganging hardware is standard and is factory installed. Ganging hardware swivels out of the way when not in use.
- Front and back faces of end (linking) tables angles slightly inwards. This inward slant matches the inward angles of River seating so all units coordinate in visual appearance.
- The unique tapered legs are made of welded steel, with each leg bolted directly to the unit frame. All units have the same standard leg height of 6.5". The leg height makes it easier to clean under the product.
- Legs are straight (vertical) as standard. Linking models are optionally available with an angled back leg to visually align with River seating units.
- Legs are standard in Chrome with Black nylon non-marking height adjustable glides.

OPTIONAL FEATURES

- Tables are made with high pressure laminate and are offered in the finishes listed on the right. Please specify. Custom high pressure laminate finishes will be considered upon request.
- Legs of coffee and end (linking) tables are available in 3" and 8" heights. All heights are available with fixed-to-floor option. Please specify.
- Products can be weighted to reduce the ease of movement. For additional weight options, please specify **(CW)** - see each model for available additional weight and upcharge.
- Most tables (except freestanding units) can be specified with power/USB units, which include one power outlets, one double USB terminals and a Black 120" three-prong power cord.
- Each power/USB unit is set in predetermined locations, as shown in the electrical illustrations below. Electrical units must be factory installed. Add \$881 per unit.
- Power/USB units are available with either Jet Black **(J)** face plate with Black power/USB receptacles or with a White **(W)** face plate with White power/USB receptacles.

Please add option codes in the following order:

- **Model number**
R27855 to R27858 Square coffee tables
R27859 Rectangular coffee table
R27860 to R27861 Round coffee tables
R27862 to R27864 Linking/end tables
7443 and 7745 Freestanding tables
- **Laminate finishes** (colors shown on website)

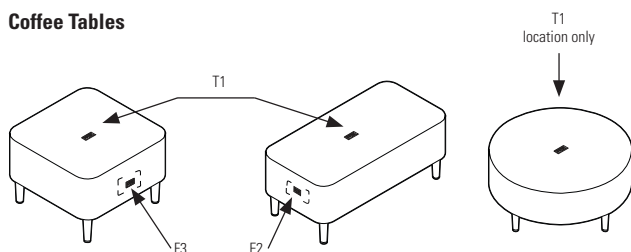
(ACJ) Absolute Acajou	(FCL) First Class
(ASN) Asian Night	(NBL) Noce Biondo
(AWC) Avnt Cherry	(NGL) Noce Grigio
(AWH) Avnt Honey	(NEL) Noce Leggero
(BLK) Black	(NML) Noce Medio
(BZD) Blizzard	(QTM) Quartered Mahogany
(BRC) Brushed Cobalt	(SBY) Sheer Beauty
(CMB) Clear Maple	(SDT) Stonedust
(CGY) Custom Grey	(SOG) Storm Grey
(DES) Dark Espresso	(WHE) Walnut Heights
(DWT) Designer White	(WHC) White Chocolate
(FAS) Fashionista	(WCR) Winter Cherry
- **Leg finish**
For leg finish options, please see page 379. No upcharges.
- **Leg selection**
(S6) Standard height (6.5") w/adjustable glides. No upcharge.
(S3) Low (3") w/adjustable glides. No upcharge.
(S8) High (8") w/adjustable glides. No upcharge.
(F6) Standard height (6.5"), fixed to floor. Add \$90.
(F3) Low (3"), fixed to floor. Add \$90.
(F8) High (8"), fixed to floor. Add \$90.
- **Leg angle** (linking/end tables only)
(AS) Straight legs. No upcharge.
(SA) Straight front legs, angled back legs. No upcharge.
- **Additional weight**
(NC) No additional weight.
(CW) Additional weight. Upcharges vary, see model.
- **Power unit finish**
(J) Jet Black
(W) White
- **Power/USB unit position** (coffee and linking/end tables only, as shown below). Add \$881 per unit.
(NP) No power. No upcharge.
(E1) Left end (rectangular coffee table only)
(E2) Right end (rectangular coffee table only)
(F3) Front center (square coffee table only)
(T1) Top
- **Fasteners**
(RS) Standard
(TP) Tamperproof. Add \$119.

EXAMPLE RIVER+ TABLE ORDER CODE:

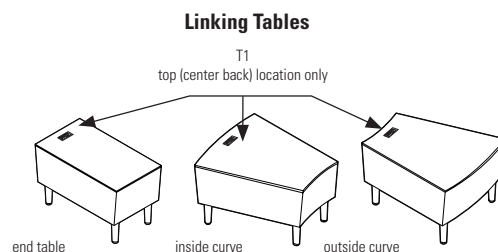
R27858	-ACJ	-CHM	-S6	-AS	-NC	-W	-T1	-RS
Model number	Laminate	Leg finish	Leg selection	Leg angle	Additional weight	Power finish	Power/USB	Fasteners

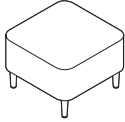
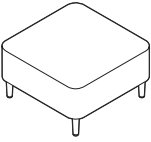
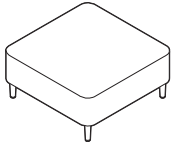
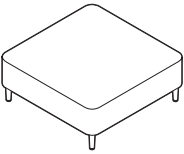
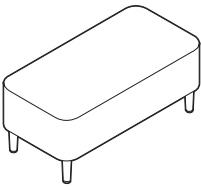
ELECTRICAL PLACEMENT


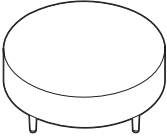
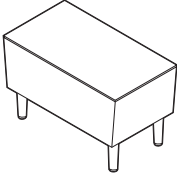
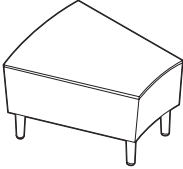
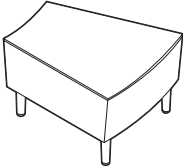
Coffee Tables




Linking Tables



DESCRIPTION	FEATURES	MODEL#	STANDARD TEXTILE GRADES																																						
 <p>24" Square Laminate Coffee Table COM: N/A Unit weight: 40 LB 18.14 KG Carton weight: 40 LB 18.14 KG Carton volume: 10.7 FT³ 0.3 MT³</p>	<p>For power/USB unit, please see electrical placement chart.</p> <p>Freestanding unit only. Add \$533 for 36 lbs. (CW)</p>	List price																																							
		R27855	1329																																						
		<table border="1"> <thead> <tr> <th colspan="3">OVERALL DIMENSIONS</th> <th colspan="3">SEAT DIMENSIONS</th> <th colspan="2">BACK DIMENSIONS</th> </tr> <tr> <th>W</th> <th>D</th> <th>H</th> <th>W</th> <th>D</th> <th>H</th> <th>W</th> <th>H</th> </tr> </thead> <tbody> <tr> <td>IN 24</td> <td>24</td> <td>17</td> <td>-</td> <td>-</td> <td>-</td> <td>-</td> <td>-</td> </tr> <tr> <td>MM 610</td> <td>610</td> <td>432</td> <td>-</td> <td>-</td> <td>-</td> <td>-</td> <td>-</td> </tr> </tbody> </table>			OVERALL DIMENSIONS			SEAT DIMENSIONS			BACK DIMENSIONS		W	D	H	W	D	H	W	H	IN 24	24	17	-	-	-	-	-	MM 610	610	432	-	-	-	-	-	<table border="1"> <thead> <tr> <th colspan="2">RTA 00</th> </tr> </thead> <tbody> <tr> <td>1 per carton</td> <td></td> </tr> </tbody> </table>			RTA 00	
OVERALL DIMENSIONS			SEAT DIMENSIONS			BACK DIMENSIONS																																			
W	D	H	W	D	H	W	H																																		
IN 24	24	17	-	-	-	-	-																																		
MM 610	610	432	-	-	-	-	-																																		
RTA 00																																									
1 per carton																																									
 <p>30" Square Laminate Coffee Table COM: N/A Unit weight: 53 LB 24.04 KG Carton weight: 53 LB 24.04 KG Carton volume: 15.3 FT³ 0.43 MT³</p>	<p>For power/USB unit, please see electrical placement chart.</p> <p>Freestanding unit only. Add \$400 for 27 lbs. (CW)</p>	List price																																							
		R27856	1392																																						
		<table border="1"> <thead> <tr> <th colspan="3">OVERALL DIMENSIONS</th> <th colspan="3">SEAT DIMENSIONS</th> <th colspan="2">BACK DIMENSIONS</th> </tr> <tr> <th>W</th> <th>D</th> <th>H</th> <th>W</th> <th>D</th> <th>H</th> <th>W</th> <th>H</th> </tr> </thead> <tbody> <tr> <td>IN 30</td> <td>30</td> <td>17</td> <td>-</td> <td>-</td> <td>-</td> <td>-</td> <td>-</td> </tr> <tr> <td>MM 762</td> <td>762</td> <td>432</td> <td>-</td> <td>-</td> <td>-</td> <td>-</td> <td>-</td> </tr> </tbody> </table>			OVERALL DIMENSIONS			SEAT DIMENSIONS			BACK DIMENSIONS		W	D	H	W	D	H	W	H	IN 30	30	17	-	-	-	-	-	MM 762	762	432	-	-	-	-	-	<table border="1"> <thead> <tr> <th colspan="2">RTA 00</th> </tr> </thead> <tbody> <tr> <td>1 per carton</td> <td></td> </tr> </tbody> </table>			RTA 00	
OVERALL DIMENSIONS			SEAT DIMENSIONS			BACK DIMENSIONS																																			
W	D	H	W	D	H	W	H																																		
IN 30	30	17	-	-	-	-	-																																		
MM 762	762	432	-	-	-	-	-																																		
RTA 00																																									
1 per carton																																									
 <p>36" Square Laminate Coffee Table COM: N/A Unit weight: 75 LB 34.01 KG Carton weight: 75 LB 34.02 KG Carton volume: 20.6 FT³ 0.58 MT³</p>	<p>For power/USB unit, please see electrical placement chart.</p> <p>Freestanding unit only. No additional weight required.</p>	List price																																							
		R27857	1541																																						
		<table border="1"> <thead> <tr> <th colspan="3">OVERALL DIMENSIONS</th> <th colspan="3">SEAT DIMENSIONS</th> <th colspan="2">BACK DIMENSIONS</th> </tr> <tr> <th>W</th> <th>D</th> <th>H</th> <th>W</th> <th>D</th> <th>H</th> <th>W</th> <th>H</th> </tr> </thead> <tbody> <tr> <td>IN 36</td> <td>36</td> <td>17</td> <td>-</td> <td>-</td> <td>-</td> <td>-</td> <td>-</td> </tr> <tr> <td>MM 914</td> <td>914</td> <td>432</td> <td>-</td> <td>-</td> <td>-</td> <td>-</td> <td>-</td> </tr> </tbody> </table>			OVERALL DIMENSIONS			SEAT DIMENSIONS			BACK DIMENSIONS		W	D	H	W	D	H	W	H	IN 36	36	17	-	-	-	-	-	MM 914	914	432	-	-	-	-	-	<table border="1"> <thead> <tr> <th colspan="2">RTA 00</th> </tr> </thead> <tbody> <tr> <td>1 per carton</td> <td></td> </tr> </tbody> </table>			RTA 00	
OVERALL DIMENSIONS			SEAT DIMENSIONS			BACK DIMENSIONS																																			
W	D	H	W	D	H	W	H																																		
IN 36	36	17	-	-	-	-	-																																		
MM 914	914	432	-	-	-	-	-																																		
RTA 00																																									
1 per carton																																									
 <p>42" Square Laminate Coffee Table COM: N/A Unit weight: 115 LB 52.16 KG Carton weight: 115 LB 52.16 KG Carton volume: 26.7 FT³ 0.75 MT³</p>	<p>For power/USB unit, please see electrical placement chart.</p> <p>Freestanding unit only. No additional weight required.</p>	List price																																							
		R27858	1706																																						
		<table border="1"> <thead> <tr> <th colspan="3">OVERALL DIMENSIONS</th> <th colspan="3">SEAT DIMENSIONS</th> <th colspan="2">BACK DIMENSIONS</th> </tr> <tr> <th>W</th> <th>D</th> <th>H</th> <th>W</th> <th>D</th> <th>H</th> <th>W</th> <th>H</th> </tr> </thead> <tbody> <tr> <td>IN 42</td> <td>42</td> <td>17</td> <td>-</td> <td>-</td> <td>-</td> <td>-</td> <td>-</td> </tr> <tr> <td>MM 1067</td> <td>1067</td> <td>432</td> <td>-</td> <td>-</td> <td>-</td> <td>-</td> <td>-</td> </tr> </tbody> </table>			OVERALL DIMENSIONS			SEAT DIMENSIONS			BACK DIMENSIONS		W	D	H	W	D	H	W	H	IN 42	42	17	-	-	-	-	-	MM 1067	1067	432	-	-	-	-	-	<table border="1"> <thead> <tr> <th colspan="2">RTA 00</th> </tr> </thead> <tbody> <tr> <td>1 per carton</td> <td></td> </tr> </tbody> </table>			RTA 00	
OVERALL DIMENSIONS			SEAT DIMENSIONS			BACK DIMENSIONS																																			
W	D	H	W	D	H	W	H																																		
IN 42	42	17	-	-	-	-	-																																		
MM 1067	1067	432	-	-	-	-	-																																		
RTA 00																																									
1 per carton																																									
 <p>Rectangular Laminate Coffee Table COM: N/A Unit weight: 55 LB 24.94 KG Carton weight: 55 LB 24.95 KG Carton volume: 14.2 FT³ 0.4 MT³</p>	<p>For power/USB unit, please see electrical placement chart.</p> <p>Freestanding unit only. Add \$267 for 18 lbs. (CW)</p>	List price																																							
		R27859	1400																																						
		<table border="1"> <thead> <tr> <th colspan="3">OVERALL DIMENSIONS</th> <th colspan="3">SEAT DIMENSIONS</th> <th colspan="2">BACK DIMENSIONS</th> </tr> <tr> <th>W</th> <th>D</th> <th>H</th> <th>W</th> <th>D</th> <th>H</th> <th>W</th> <th>H</th> </tr> </thead> <tbody> <tr> <td>IN 40</td> <td>20</td> <td>17</td> <td>-</td> <td>-</td> <td>-</td> <td>-</td> <td>-</td> </tr> <tr> <td>MM 1016</td> <td>508</td> <td>432</td> <td>-</td> <td>-</td> <td>-</td> <td>-</td> <td>-</td> </tr> </tbody> </table>			OVERALL DIMENSIONS			SEAT DIMENSIONS			BACK DIMENSIONS		W	D	H	W	D	H	W	H	IN 40	20	17	-	-	-	-	-	MM 1016	508	432	-	-	-	-	-	<table border="1"> <thead> <tr> <th colspan="2">RTA 00</th> </tr> </thead> <tbody> <tr> <td>1 per carton</td> <td></td> </tr> </tbody> </table>			RTA 00	
OVERALL DIMENSIONS			SEAT DIMENSIONS			BACK DIMENSIONS																																			
W	D	H	W	D	H	W	H																																		
IN 40	20	17	-	-	-	-	-																																		
MM 1016	508	432	-	-	-	-	-																																		
RTA 00																																									
1 per carton																																									

DESCRIPTION	FEATURES	MODEL#	STANDARD TEXTILE GRADES																															
 <p>36" Dia. Round Laminate Coffee Table COM: N/A Unit weight: 63 LB 28.57 KG Carton weight: 63 LB 28.58 KG Carton volume: 15.3 FT³ 0.43 MT³</p>	<p>For power/USB unit, please see electrical placement chart.</p> <p>Freestanding unit only. Add \$267 for 18 lbs. (CW)</p>	<p>R27860</p>	List price																															
			1729																															
			<table border="1"> <thead> <tr> <th colspan="3">OVERALL DIMENSIONS</th> <th colspan="3">SEAT DIMENSIONS</th> <th colspan="2">BACK DIMENSIONS</th> </tr> <tr> <th>W</th> <th>D</th> <th>H</th> <th>W</th> <th>D</th> <th>H</th> <th>W</th> <th>H</th> </tr> </thead> <tbody> <tr> <td>IN 36</td> <td>36</td> <td>17</td> <td>-</td> <td>-</td> <td>-</td> <td>-</td> <td>-</td> </tr> <tr> <td>MM 914</td> <td>914</td> <td>432</td> <td>-</td> <td>-</td> <td>-</td> <td>-</td> <td>-</td> </tr> </tbody> </table>		OVERALL DIMENSIONS			SEAT DIMENSIONS			BACK DIMENSIONS		W	D	H	W	D	H	W	H	IN 36	36	17	-	-	-	-	-	MM 914	914	432	-	-	-
OVERALL DIMENSIONS			SEAT DIMENSIONS			BACK DIMENSIONS																												
W	D	H	W	D	H	W	H																											
IN 36	36	17	-	-	-	-	-																											
MM 914	914	432	-	-	-	-	-																											
 <p>42" Dia. Round Laminate Coffee Table COM: N/A Unit weight: 85 LB 38.55 KG Carton weight: 85 LB 38.56 KG Carton volume: 20.6 FT³ 0.58 MT³</p>	<p>For power/USB unit, please see electrical placement chart.</p> <p>Freestanding unit only. No additional weight required.</p>	<p>R27861</p>	List price																															
			1889																															
			<table border="1"> <thead> <tr> <th colspan="3">OVERALL DIMENSIONS</th> <th colspan="3">SEAT DIMENSIONS</th> <th colspan="2">BACK DIMENSIONS</th> </tr> <tr> <th>W</th> <th>D</th> <th>H</th> <th>W</th> <th>D</th> <th>H</th> <th>W</th> <th>H</th> </tr> </thead> <tbody> <tr> <td>IN 42</td> <td>42</td> <td>17</td> <td>-</td> <td>-</td> <td>-</td> <td>-</td> <td>-</td> </tr> <tr> <td>MM 1067</td> <td>1067</td> <td>432</td> <td>-</td> <td>-</td> <td>-</td> <td>-</td> <td>-</td> </tr> </tbody> </table>		OVERALL DIMENSIONS			SEAT DIMENSIONS			BACK DIMENSIONS		W	D	H	W	D	H	W	H	IN 42	42	17	-	-	-	-	-	MM 1067	1067	432	-	-	-
OVERALL DIMENSIONS			SEAT DIMENSIONS			BACK DIMENSIONS																												
W	D	H	W	D	H	W	H																											
IN 42	42	17	-	-	-	-	-																											
MM 1067	1067	432	-	-	-	-	-																											
 <p>Rectangular Laminate End Table COM: N/A Unit weight: 40 LB 18.14 KG Carton weight: 40 LB 18.14 KG Carton volume: 20.6 FT³ 0.58 MT³</p>	<p>For power/USB unit, please see electrical placement chart.</p> <p>Includes ganging hardware (2 sides). Add \$533 for 36 lbs. (CW)</p>	<p>R27862</p>	List price																															
			1401																															
			<table border="1"> <thead> <tr> <th colspan="3">OVERALL DIMENSIONS</th> <th colspan="3">SEAT DIMENSIONS</th> <th colspan="2">BACK DIMENSIONS</th> </tr> <tr> <th>W</th> <th>D</th> <th>H</th> <th>W</th> <th>D</th> <th>H</th> <th>W</th> <th>H</th> </tr> </thead> <tbody> <tr> <td>IN 28</td> <td>15</td> <td>17</td> <td>-</td> <td>-</td> <td>-</td> <td>-</td> <td>-</td> </tr> <tr> <td>MM 711</td> <td>381</td> <td>432</td> <td>-</td> <td>-</td> <td>-</td> <td>-</td> <td>-</td> </tr> </tbody> </table>		OVERALL DIMENSIONS			SEAT DIMENSIONS			BACK DIMENSIONS		W	D	H	W	D	H	W	H	IN 28	15	17	-	-	-	-	-	MM 711	381	432	-	-	-
OVERALL DIMENSIONS			SEAT DIMENSIONS			BACK DIMENSIONS																												
W	D	H	W	D	H	W	H																											
IN 28	15	17	-	-	-	-	-																											
MM 711	381	432	-	-	-	-	-																											
 <p>Inside Curve Laminate End Table COM: N/A Unit weight: 47 LB 21.31 KG Carton weight: 47 LB 21.32 KG Carton volume: 13.3 FT³ 0.37 MT³</p>	<p>For power/USB unit, please see electrical placement chart.</p> <p>Includes ganging hardware (2 sides). Add \$533 for 36 lbs. (CW)</p>	<p>R27863</p>	List price																															
			1850																															
			<table border="1"> <thead> <tr> <th colspan="3">OVERALL DIMENSIONS</th> <th colspan="3">SEAT DIMENSIONS</th> <th colspan="2">BACK DIMENSIONS</th> </tr> <tr> <th>W</th> <th>D</th> <th>H</th> <th>W</th> <th>D</th> <th>H</th> <th>W</th> <th>H</th> </tr> </thead> <tbody> <tr> <td>IN 28</td> <td>17</td> <td>17</td> <td>-</td> <td>-</td> <td>-</td> <td>-</td> <td>-</td> </tr> <tr> <td>MM 711</td> <td>432</td> <td>432</td> <td>-</td> <td>-</td> <td>-</td> <td>-</td> <td>-</td> </tr> </tbody> </table>		OVERALL DIMENSIONS			SEAT DIMENSIONS			BACK DIMENSIONS		W	D	H	W	D	H	W	H	IN 28	17	17	-	-	-	-	-	MM 711	432	432	-	-	-
OVERALL DIMENSIONS			SEAT DIMENSIONS			BACK DIMENSIONS																												
W	D	H	W	D	H	W	H																											
IN 28	17	17	-	-	-	-	-																											
MM 711	432	432	-	-	-	-	-																											
 <p>Outside Curve Laminate End Table COM: N/A Unit weight: 47 LB 21.31 KG Carton weight: 47 LB 21.32 KG Carton volume: 13.3 FT³ 0.37 MT³</p>	<p>For power/USB unit, please see electrical placement chart.</p> <p>Includes ganging hardware (2 sides). Add \$533 for 36 lbs. (CW)</p>	<p>R27864</p>	List price																															
			1850																															
			<table border="1"> <thead> <tr> <th colspan="3">OVERALL DIMENSIONS</th> <th colspan="3">SEAT DIMENSIONS</th> <th colspan="2">BACK DIMENSIONS</th> </tr> <tr> <th>W</th> <th>D</th> <th>H</th> <th>W</th> <th>D</th> <th>H</th> <th>W</th> <th>H</th> </tr> </thead> <tbody> <tr> <td>IN 28</td> <td>17</td> <td>17</td> <td>-</td> <td>-</td> <td>-</td> <td>-</td> <td>-</td> </tr> <tr> <td>MM 711</td> <td>432</td> <td>432</td> <td>-</td> <td>-</td> <td>-</td> <td>-</td> <td>-</td> </tr> </tbody> </table>		OVERALL DIMENSIONS			SEAT DIMENSIONS			BACK DIMENSIONS		W	D	H	W	D	H	W	H	IN 28	17	17	-	-	-	-	-	MM 711	432	432	-	-	-
OVERALL DIMENSIONS			SEAT DIMENSIONS			BACK DIMENSIONS																												
W	D	H	W	D	H	W	H																											
IN 28	17	17	-	-	-	-	-																											
MM 711	432	432	-	-	-	-	-																											

DESCRIPTION FEATURES MODEL# STANDARD TEXTILE GRADES



18" Dia. Round Laminate Laptop Table

COM: N/A

Unit weight: 22 LB | 10 KG

Carton weight: 32 LB | 14.51 KG

Carton volume: 6 FT³ | 0.16 MT³

No power/USB unit.

List price

7743 1063

OVERALL DIMENSIONS

W D H

IN 18 18 25.25
MM 457 457 641

SEAT DIMENSIONS

W D H

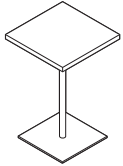
- - -
- - -

BACK DIMENSIONS

W H

- -
- -

RTA 00  1 per carton



16" Square Laminate Laptop Table

COM: N/A

Unit weight: 26 LB | 11.8 KG

Carton weight: 36 LB | 16.33 KG

Carton volume: 6 FT³ | 0.16 MT³

No power/USB unit.

List price

7745 1035

OVERALL DIMENSIONS

W D H

IN 16 16 25.25
MM 406 406 641

SEAT DIMENSIONS

W D H

- - -
- - -

BACK DIMENSIONS

W H

- -
- -

RTA 00 1 per carton

SIRENA



models 3371 Lounge Chairs, 3373 Two Seat Sofa, 3400 Coffee Table and 3402 End Table



model 3371



model 3372CRTL









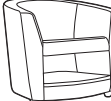





STANDARD FEATURES

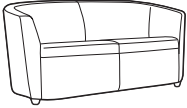
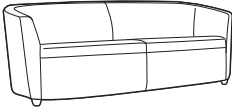




- Modern club style seating includes: lounge chair, two and three seat sofas.
- Complete with modern tables for reception areas, meeting rooms and private office use.
- Distinctive round style feet are finished in Black only.
- All models have fixed, non-removable seat cushions with arm height at 25" in the front.
- When ordering models with tablet, please specify for left hand or for right hand tablet. See models below.
- Tablets rotate and are non-removable. Overall tablet size is 17"W by 14"D.
- Laminate tops are 1" thick.
- Table legs are 1.5" steel tubing, tapered toward the bottom to 7/8", equipped with self-leveling, pivoting steel glides.
- (C1M) dual wheel carpet casters are standard. Casters are available on lounge chairs only.
- Upholstery options: fabric, vinyl or leather. Vinyl and leather models may feature stitch detail across the seat and/or back cushions, if applicable.

OPTIONAL FEATURES

- Laminate tables, tablets and book shelves are offered in the following laminate finishes: Absolute Acajou (ACJ), Asian Night (ASN), Avant Cherry (AWC), Avant Honey (AWH), Black (BLK), Blizzard (BZD), Clear Maple (CMB), Custom Grey (CGY), Dark Espresso (DES), Designer White (DWT), Fashionista (FAS), First Class (FCL), Noce Biondo (NBL), Noce Grigio (NGL), Noce Leggero (NEL), Noce Medio (NML), Sheer Beauty (SBY), Quatered Mahogany (QTM), Stonedust (SDT), Walnut Heights (WHE), White Chocolate (WHC) and Winter Cherry (WCR). Please specify.
- Table legs are available in Black (TBL) or Tungsten (TTU). No upcharge.

DESCRIPTION	FEATURES	MODEL#	STANDARD TEXTILE GRADES											
			1	2	3	4	5	6	7	8	9	10	11	12
 <p>Lounge Chair Fabric COM: 4.25 YD 3.89 M Unit weight: 45 LB 20.5 KG Carton weight: 52 LB 23.59 KG Carton volume: 19.25 FT³ 0.54 MT³</p>		3371	-	1148	1263	1395	1611	1811	2011	2185	2402	2606	2882	3273
			OVERALL DIMENSIONS			SEAT DIMENSIONS			BACK DIMENSIONS					
			W	D	H	W	D	H	W	H				
			IN 30.5 29.5 28.5 20 20 17.5 19 11.5 MM 775 749 724 508 508 445 483 292											
		RTA 00	1 per carton											
 <p>Lounge Chair w/Casters COM: 4.25 YD 3.89 M Unit weight: 47 LB 21.4 KG Carton weight: 52 LB 23.59 KG Carton volume: 19.25 FT³ 0.54 MT³</p>		3371C	-	1242	1357	1489	1705	1905	2105	2279	2496	2700	2976	3367
			OVERALL DIMENSIONS			SEAT DIMENSIONS			BACK DIMENSIONS					
			W	D	H	W	D	H	W	H				
			IN 30.5 29.5 29.5 20 20 18 19 12.5 MM 775 749 749 508 508 457 483 318											
		RTA 00	1 per carton											
 <p>3371LTL</p>	 <p>3371RTL</p>	3371LTL 3371RTL	-	1561	1676	1808	2024	2224	2424	2598	2815	3019	3295	3686
				OVERALL DIMENSIONS			SEAT DIMENSIONS			BACK DIMENSIONS				
				W	D	H	W	D	H	W	H			
				IN 32.5 29.5 28.5 20 20 17.5 19 11.5 MM 826 749 724 508 508 445 483 292										
		RTA 00	1 per carton											

DESCRIPTION	FEATURES	MODEL#	STANDARD TEXTILE GRADES													
			1	2	3	4	5	6	7	8	9	10	11	12		
 3371CLTL Lounge Chair w/Casters & Laminate Tablet COM: 4.25 YD 3.89 M Unit weight: 57 LB 25.9 KG Carton weight: 62 LB 28.12 KG Carton volume: 19.25 FT³ 0.54 MT³	 3371CRTL	3371CLTL 3371CRTL	-	1652	1767	1899	2115	2315	2515	2689	2906	3110	3386	3777		
		OVERALL DIMENSIONS			SEAT DIMENSIONS			BACK DIMENSIONS								
		W D H			W D H			W H								
		IN 32 29.5 29.5 MM 813 749 749			20 20 18 508 508 457			19 12.5 483 318								
			RTA 00			1 per carton										
 3372 Lounge Chair w/Laminate Bookshelf COM: 4.25 YD 3.89 M Unit weight: 47 LB 21.4 KG Carton weight: 55 LB 24.95 KG Carton volume: 19.25 FT³ 0.54 MT³			3372	-	1371	1486	1618	1834	2034	2234	2408	2625	2829	3105	3496	
	OVERALL DIMENSIONS			SEAT DIMENSIONS			BACK DIMENSIONS									
	W D H			W D H			W H									
	IN 30.5 29.5 28.5 MM 775 749 724			20 20 17.5 508 508 445			19 11.5 483 292									
			RTA 00			1 per carton										
 3372C Lounge Chair w/Casters & Laminate Bookshelf COM: 4.25 YD 3.89 M Unit weight: 47 LB 21.4 KG Carton weight: 55 LB 24.95 KG Carton volume: 19.25 FT³ 0.54 MT³			3372C	-	1464	1579	1711	1927	2127	2327	2501	2718	2922	3198	3589	
	OVERALL DIMENSIONS			SEAT DIMENSIONS			BACK DIMENSIONS									
	W D H			W D H			W H									
	IN 30.5 29.5 28.5 MM 775 749 724			20 20 17.5 508 508 445			19 11.5 483 292									
			RTA 00			1 per carton										
 3372LTL Lounge Chair w/Laminate Tablet/Bookshelf COM: 4.25 YD 3.89 M Unit weight: 58 LB 26.4 KG Carton weight: 66 LB 29.94 KG Carton volume: 19.25 FT³ 0.54 MT³	 3372RTL	3372LTL 3372RTL	-	1782	1897	2029	2245	2445	2645	2819	3036	3240	3516	3907		
		OVERALL DIMENSIONS			SEAT DIMENSIONS			BACK DIMENSIONS								
		W D H			W D H			W H								
		IN 32.5 29.5 28.5 MM 826 749 724			20 20 17.5 508 508 445			19 11.5 483 292								
			RTA 00			1 per carton										
 3372CLTL Lounge Chair w/Casters & Laminate Tablet/Bookshelf COM: 4.25 YD 3.89 M Unit weight: 58 LB 26.4 KG Carton weight: 66 LB 29.94 KG Carton volume: 19.25 FT³ 0.54 MT³	 3372CRTL	3372CLTL 3372CRTL	-	1874	1989	2121	2337	2537	2737	2911	3128	3332	3608	3999		
		OVERALL DIMENSIONS			SEAT DIMENSIONS			BACK DIMENSIONS								
		W D H			W D H			W H								
		IN 32.5 29.5 28.5 MM 826 749 724			20 20 17.5 508 508 445			19 11.5 483 292								
			RTA 00			1 per carton										

DESCRIPTION	FEATURES	MODEL#	STANDARD TEXTILE GRADES												
			1	2	3	4	5	6	7	8	9	10	11	12	
 <p>Two Seat Sofa COM: 7 YD 6.4 M Unit weight: 82 LB 37.3 KG Carton weight: 92 LB 41.73 KG Carton volume: 48 FT³ 1.35 MT³</p>		3373	-	2036	2225	2442	2799	3128	3457	3744	4101	4437	4892	5536	
				OVERALL DIMENSIONS			SEAT DIMENSIONS			BACK DIMENSIONS					
				W	D	H	W	D	H	W	H				
				IN 62	29.5	28.5	53	20	17.5	53	11.5				
				MM 1575	749	724	1346	508	445	1346	292				
			RTA 00	1 per carton											
 <p>Three Seat Sofa COM: 7.75 YD 7.09 M Unit weight: 97 LB 44.1 KG Carton weight: 107 LB 48.53 KG Carton volume: 55.5 FT³ 1.57 MT³</p>		3374	-	2405	2614	2855	3250	3614	3978	4296	4691	5063	5567	6280	
				OVERALL DIMENSIONS			SEAT DIMENSIONS			BACK DIMENSIONS					
				W	D	H	W	D	H	W	H				
				IN 81.5	29.5	28.5	72.5	20	17.5	72.5	11.5				
				MM 2070	749	724	1842	508	445	1842	292				
			RTA 00	1 per carton											
 <p>Coffee Table - 48" Laminate Top COM: N/A Unit weight: 44 LB 20 KG Carton weight: 52 LB 23.59 KG Carton volume: 17.25 FT³ 0.48 MT³</p>			List price												
		3400	1214												
				OVERALL DIMENSIONS			SEAT DIMENSIONS			BACK DIMENSIONS					
				W	D	H	W	D	H	W	H				
				IN 48	22	14.5	-	-	-	-	-				
			MM 1219	559	368	-	-	-	-	-					
			RTA 00	1 per carton											
 <p>Coffee Table - 56" Laminate Top COM: N/A Unit weight: 50 LB 22.7 KG Carton weight: 60 LB 27.22 KG Carton volume: 19 FT³ 0.53 MT³</p>			List price												
		3401	1346												
				OVERALL DIMENSIONS			SEAT DIMENSIONS			BACK DIMENSIONS					
				W	D	H	W	D	H	W	H				
				IN 56	22	14.5	-	-	-	-	-				
			MM 1422	559	368	-	-	-	-	-					
			RTA 00	1 per carton											
 <p>End Table - Laminate Top COM: N/A Unit weight: 20 LB 9.1 KG Carton weight: 26 LB 11.79 KG Carton volume: 7.75 FT³ 0.21 MT³</p>			List price												
		3402	1007												
				OVERALL DIMENSIONS			SEAT DIMENSIONS			BACK DIMENSIONS					
				W	D	H	W	D	H	W	H				
				IN 17	22	14.5	-	-	-	-	-				
			MM 432	559	368	-	-	-	-	-					
			RTA 00		1 per carton										

VENTURE



48\"/>



78\"/>



60\"/>

STANDARD FEATURES

- Venture is a solid and durable banquette seating series ideal for impromptu meetings.
- Banquettes are available with or without fully upholstered backs. Open back banquettes are intended to be placed against walls or in other layouts where the back will not be visible.
- Heavy duty frame with interlocking plywood, puzzle box construction suitable for public environments.
- Cushions are fixed and non-removable and made with highly resilient foam for extra comfort.
- Ganging bracket kit (8509) gangs two single back models back to back or side by side and double back models side by side. Kit contains two brackets.
- Standard with metal legs and Black glides, suitable for carpet and hard surface flooring.
- Closed back models are fully upholstered for use in open settings and to support reconfiguration.
- Open back models have a Black outer back protective dust cover to be use against walls or for ganging back to back.
- Double back models (#8508-48, #8508-60, #8508-72, #8508-78) measure 55\"/>







OPTIONAL FEATURES

- **Leg finish** (no upcharge)
 - (TBL) Black
 - (CHM) Chrome
 - (TTU) Tungsten
- **Packaging options** (no upcharge)
 - available on double back models only
 - (ST) fully assembled (standard)
 - (KD) knocked down


EXAMPLE VENTURE ORDER CODE:

8506-48	EL58	EL65	TBL	ST
Model #	Back Textile	Seat Textile	Leg Finish	Packaging

DESCRIPTION	FEATURES	MODEL #	STANDARD TEXTILE GRADES											
			1	2	3	4	5	6	7	8	9	10	11	12
<p>48\"/> COM: 6.75 YD 6.17 M Unit weight: 80 LB 36.4 KG Carton weight: 104 LB 47.17 KG Carton volume: 50.75 FT³ 1.43 MT³</p>		8506-48	3174	3390	3572	3782	4126	4443	4760	5037	5381	5705	6144	6765
			OVERALL DIMENSIONS			SEAT DIMENSIONS			BACK DIMENSIONS					
			W	D	H	W	D	H	W	H				
			IN 48 28 48	48 19 18	48 30									
			MM 1219 711 1219	1219 483 457	1219 762									
		RTA 00	1 per carton											
<p>60\"/> COM: 8 YD 7.32 M Unit weight: 100 LB 45.5 KG Carton weight: 127 LB 57.61 KG Carton volume: 62.75 FT³ 1.77 MT³</p>		8506-60	3703	3959	4175	4423	4831	5207	5583	5911	6319	6703	7223	7959
			OVERALL DIMENSIONS			SEAT DIMENSIONS			BACK DIMENSIONS					
			W	D	H	W	D	H	W	H				
			IN 60 28 48	48 19 18	60 30									
			MM 1524 711 1219	1524 483 457	1524 762									
		RTA 00	1 per carton											
<p>72\"/> COM: 9 YD 8.23 M Unit weight: 120 LB 54.5 KG Carton weight: 153 LB 69.4 KG Carton volume: 75 FT³ 2.12 MT³</p>		8506-72	4122	4410	4653	4932	5391	5814	6237	6606	7065	7497	8082	8910
			OVERALL DIMENSIONS			SEAT DIMENSIONS			BACK DIMENSIONS					
			W	D	H	W	D	H	W	H				
			IN 72 28 48	48 19 18	72 30									
			MM 1829 711 1219	1829 483 457	1829 762									
		RTA 00	1 per carton											

DESCRIPTION	FEATURES	MODEL #	STANDARD TEXTILE GRADES											
			1	2	3	4	5	6	7	8	9	10	11	12
 <p>78\"W Three Seater Banquette, Closed Back COM: 10 YD 9.14 M Unit weight: 130 LB 59.1 KG Carton weight: 163 LB 73.94 KG Carton volume: 79.75 FT³ 2.25 MT³</p>		8506-78	4409	4729	4999	5309	5819	6289	6759	7169	7679	8159	8809	9729
			OVERALL DIMENSIONS			SEAT DIMENSIONS			BACK DIMENSIONS					
			W	D	H	W	D	H	W	H				
			IN 78	28	48	78	19	18	78	30				
			MM 1981	711	1219	1981	483	457	1981	762				
		RTA 00	1 per carton											
 <p>48\"W Two Seater Banquette, Open Back COM: 5 YD 4.57 M Unit weight: 80 LB 36.4 KG Carton weight: 105 LB 47.63 KG Carton volume: 50.75 FT³ 1.43 MT³</p>		8507-48	3012	3172	3307	3462	3717	3952	4187	4392	4647	4887	5212	5672
			OVERALL DIMENSIONS			SEAT DIMENSIONS			BACK DIMENSIONS					
			W	D	H	W	D	H	W	H				
			IN 48	28	48	48	19	18	48	30				
			MM 1219	711	1219	1219	483	457	1219	762				
		RTA 00	1 per carton											
 <p>60\"W Two Seater Banquette, Open Back COM: 6 YD 5.49 M Unit weight: 100 LB 45.5 KG Carton weight: 127 LB 57.61 KG Carton volume: 62.75 FT³ 1.77 MT³</p>		8507-60	3504	3696	3858	4044	4350	4632	4914	5160	5466	5754	6144	6696
			OVERALL DIMENSIONS			SEAT DIMENSIONS			BACK DIMENSIONS					
			W	D	H	W	D	H	W	H				
			IN 60	28	48	60	19	18	60	30				
			MM 1524	711	1219	1524	483	457	1524	762				
		RTA 00	1 per carton											
 <p>72\"W Three Seater Banquette, Open Back COM: 7 YD 6.4 M Unit weight: 120 LB 54.5 KG Carton weight: 153 LB 69.4 KG Carton volume: 75 FT³ 2.12 MT³</p>		8507-72	3885	4109	4298	4515	4872	5201	5530	5817	6174	6510	6965	7609
			OVERALL DIMENSIONS			SEAT DIMENSIONS			BACK DIMENSIONS					
			W	D	H	W	D	H	W	H				
			IN 72	28	48	72	19	18	72	30				
			MM 1829	711	1219	1829	483	457	1829	762				
		RTA 00	1 per carton											
 <p>78\"W Three Seater Banquette, Open Back COM: 8 YD 7.32 M Unit weight: 130 LB 59.1 KG Carton weight: 163 LB 73.94 KG Carton volume: 79.75 FT³ 2.25 MT³</p>		8507-78	4134	4390	4606	4854	5262	5638	6014	6342	6750	7134	7654	8390
			OVERALL DIMENSIONS			SEAT DIMENSIONS			BACK DIMENSIONS					
			W	D	H	W	D	H	W	H				
			IN 78	28	48	78	19	18	78	30				
			MM 1981	711	1219	1981	483	457	1981	762				
		RTA 00	1 per carton											
 <p>48\"W Four Seater Banquette, Double Back COM: 9 YD 8.23 M Unit weight: 128 LB 58.2 KG Carton weight: 163 LB 73.94 KG Carton volume: 89.75 FT³ 2.54 MT³</p>		8508-48	4545	4833	5076	5355	5814	6237	6660	7029	7488	7920	8505	9333
			OVERALL DIMENSIONS			SEAT DIMENSIONS			BACK DIMENSIONS					
			W	D	H	W	D	H	W	H				
			IN 48	55	48	48	19	18	48	30				
			MM 1219	1397	1219	1219	483	457	1219	762				
		RTA 00	1 per carton											

DESCRIPTION FEATURES MODEL # STANDARD TEXTILE GRADES



60"W Four Seater Banquette, Double Back
 COM: 10 YD | 9.14 M
 Unit weight: 160 LB | 72.7 KG
 Carton weight: 198 LB | 89.81 KG
 Carton volume: 111 FT³ | 3.14 MT³


Optional knocked down (KD) packaging available (no upcharge)

MODEL #	1	2	3	4	5	6	7	8	9	10	11	12
8508-60	5325	5645	5915	6225	6735	7205	7675	8085	8595	9075	9725	10645

OVERALL DIMENSIONS			SEAT DIMENSIONS			BACK DIMENSIONS	
W	D	H	W	D	H	W	H

IN	60	55	48	60	19	18	60	30
MM	1524	1397	1219	1524	483	457	1524	762

RTA 00 1 per carton



72"W Six Seater Banquette, Double Back
 COM: 11 YD | 10.06 M
 Unit weight: 192 LB | 87.3 KG
 Carton weight: 242 LB | 109.77 KG
 Carton volume: 132.5 FT³ | 3.75 MT³


Optional knocked down (KD) packaging available (no upcharge)

MODEL #	1	2	3	4	5	6	7	8	9	10	11	12
8508-72	5993	6345	6642	6983	7544	8061	8578	9029	9590	10118	10833	11845

OVERALL DIMENSIONS			SEAT DIMENSIONS			BACK DIMENSIONS	
W	D	H	W	D	H	W	H

IN	72	55	48	72	19	18	72	30
MM	1829	1397	1219	1829	483	457	1829	762

RTA 00 1 per carton



78"W Six Seater Banquette, Double Back
 COM: 12 YD | 10.97 M
 Unit weight: 208 LB | 94.5 KG
 Carton weight: 255 LB | 115.67 KG
 Carton volume: 141.75 FT³ | 4.01 MT³

Optional knocked down (KD) packaging available (no upcharge)

MODEL #	1	2	3	4	5	6	7	8	9	10	11	12
8508-78	6530	6914	7238	7610	8222	8786	9350	9842	10454	11030	11810	12914

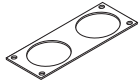
OVERALL DIMENSIONS			SEAT DIMENSIONS			BACK DIMENSIONS	
W	D	H	W	D	H	W	H

IN	78	55	48	78	19	18	78	30
MM	1981	1397	1219	1981	483	457	1981	762

RTA 00 1 per carton

List price

8509	75
------	----



Ganging Bracket Kit
 COM: N/A
 Unit weight: 0.25 LB | - KG
 Carton weight: 0.5 LB | 0.23 KG
 Carton volume: 0.1 FT³ | 0.03 MT³

Kit includes 2 brackets.

OVERALL DIMENSIONS			SEAT DIMENSIONS			BACK DIMENSIONS	
W	D	H	W	D	H	W	H

IN	2.5	6	0.25	-	-	-	-
MM	64	152	6	-	-	-	-

RTA 00  1 per carton

VITROLA



model 8271

model 8275



model 8274, 8275 and 8276

STANDARD FEATURES

- Classic soft seating upholstery design with swooping arms.
- Available in lounge, high back lounge, two seat sofa and three seat sofa.
- Matching ottoman and accent pillow complete the offering.
- Fully upholstered with piping details at the bottom of frame.
- Seat cushions are fixed or sewn tight.
- Standard in tapered maple wood legs. Legs are equipped with White non-marking glides as standard. Suitable for both carpet and hard surface flooring.
- Upholstery options: fabric, vinyl or leather. Vinyl and leather models may feature stitch detail across the seat and/or back cushions, if applicable.
- Back upholstery is continuous without seams. In the event the textile cannot be railroaded, stitch lines will be required (one for 2 seater and two for 3 seater).
- All models ship fully assembled.



OPTIONAL FEATURES

Please add option codes in the following order:


- **Model number**
8271 Lounge chair
8272 Two seat sofa
8273 Three seat sofa
8274 Ottoman
8275 High back lounge chair
8276 Accent pillow
- **Fabric**
Specify fabric code.
- **Wood Legs**
(AB) Absolute (AAM)
(BM) Black (BKM)
(AC) Cherry (ACM)
(EO) English Oak (EOM)
(EC) Espresso Café (ECM)
(HT) Grey (HGM)
(AH) Honey (AHM)
(TM) Mahogany (TMM)
(AM) Maple (AVM)
(MW) Medium Walnut (MWM)
(NL) Natural Walnut (NLW)
(AT) Night (ASM)
(BI) Noce Biondo (NBM)
(GI) Noce Grigio (NGM)
(EI) Noce Leggero (NEM)
(MI) Noce Medio (NMM)
(SH) Shaker Cherry (SKM)
(TF) Fruitwood (TFM)
(TW) Walnut (TWM)
(WR) WC Cream (WTM)
(WH) White (WHM)
(WM) Winter Cherry (WCM)
(colors shown on website)

EXAMPLE VITROLA ORDER CODE:

8271	WA50	HT
Model #	Fabric	Wood Legs

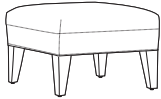
DESCRIPTION	FEATURES	MODEL #	STANDARD TEXTILE GRADES											
			1	2	3	4	5	6	7	8	9	10	11	12
 <p>Lounge Chair COM: 5.25 YD 4.8 M Unit weight: 80 LB 36.4 KG Carton weight: 90 LB 40.82 KG Carton volume: 20.25 FT³ 0.57 MT³</p>		8271	1423	1591	1733	1896	2163	2410	2657	2872	3140	3392	3733	4216
			OVERALL DIMENSIONS			SEAT DIMENSIONS			BACK DIMENSIONS					
			W	D	H	W	D	H	W	H				
			IN 28	31	34	22	20	18	22	16				
			MM 711	787	864	559	508	457	559	406				
		RTA 00	1 per carton											
 <p>Two Seat Sofa COM: 7.25 YD 6.63 M Unit weight: 95 LB 43.2 KG Carton weight: 107 LB 48.53 KG Carton volume: 36.5 FT³ 1.03 MT³</p>		8272	2349	2581	2777	3002	3371	3712	4053	4350	4720	5068	5539	6206
			OVERALL DIMENSIONS			SEAT DIMENSIONS			BACK DIMENSIONS					
			W	D	H	W	D	H	W	H				
			IN 51	31	34	45	20	18	45	16				
			MM 1295	787	864	1143	508	457	1143	406				
		RTA 00	1 per carton											

DESCRIPTION	FEATURES	MODEL #	STANDARD TEXTILE GRADES											
			1	2	3	4	5	6	7	8	9	10	11	12




Three Seat Sofa
 COM: 9.25 YD | 8.46 M
 Unit weight: 125 LB | 56.8 KG
 Carton weight: 140 LB | 63.5 KG
 Carton volume: 51.75 FT³ | 1.46 MT³

OVERALL DIMENSIONS			SEAT DIMENSIONS			BACK DIMENSIONS		
W	D	H	W	D	H	W	H	
IN 74.25	31	34	68.25	20	18	68.25	16	
MM 1886	787	864	1734	508	457	1734	406	
RTA 00		1 per carton						



Ottoman
 COM: 1.75 YD | 1.6 M
 Unit weight: 15 LB | 6.8 KG
 Carton weight: 20 LB | 9.07 KG
 Carton volume: 8 FT³ | 0.22 MT³

OVERALL DIMENSIONS			SEAT DIMENSIONS			BACK DIMENSIONS		
W	D	H	W	D	H	W	H	
IN 24	24	17	24	-	17	-	-	
MM 610	610	432	610	-	432	-	-	
RTA 00		1 per carton						



High Back Lounge Chair
 COM: 6.25 YD | 5.72 M
 Unit weight: 85 LB | 38.6 KG
 Carton weight: 96 LB | 43.54 KG
 Carton volume: 28.25 FT³ | 0.79 MT³

OVERALL DIMENSIONS			SEAT DIMENSIONS			BACK DIMENSIONS		
W	D	H	W	D	H	W	H	
IN 28	31	42	22	20	18	22	18	
MM 711	787	1067	559	508	457	559	457	
RTA 00		1 per carton						



Accent Pillow
 COM: 0.75 YD | 0.69 M
 Unit weight: 3 LB | 1.4 KG
 Carton weight: 4 LB | 1.81 KG
 Carton volume: 1 FT³ | 0.02 MT³


OVERALL DIMENSIONS			SEAT DIMENSIONS			BACK DIMENSIONS		
W	D	H	W	D	H	W	H	
IN 23	6	8	-	-	-	-	-	
MM 584	152	203	-	-	-	-	-	
RTA 00		1 per carton						

WIND SEATING




model 3361 (lounge chair), model 3362 (two seat sofa) + model 3367 (coffee table)


ADDITIONAL STITCH DETAIL - ILLUSTRATIONS BELOW



Standard detailing - when upholstered in fabric or vinyl



Additional detailing - when upholstered in leather



Additional detailing - when upholstered in genuine leather

For Wind tables, please see page 327.

For Wind Linear series, please see page 329. This series includes models with ganging solutions.


STANDARD FEATURES






- The Wind series includes freestanding lounge chairs and tables.
- Wind seating is a contemporary version of the traditional lounge chair with raised legs and is scaled down for smaller spaces.
- Wind seating models are available with metal or wood legs. Please see right column for additional details.
- A variety of glide types are available. Please see right column for additional details. Casters are not available on this series.
- Upholstery options: fabric, vinyl or leather. Vinyl and leather models may feature stitch detail across the seat and/or back cushions, if applicable.
- Available with contrasting fabrics. Specify arms, back and front rail separate from seat cushion.

Please add option codes in the following order:

- **Model number**
3361 to 3363
 Metal leg seating
3431 to 3433
 Wood leg seating
- **Back + arm textile** (includes front rail)
 Specify fabric code.
- **Seat textile**
 Specify fabric code.
- **Leg finish** (metal)
 For leg frame finish options, please see page 379. Upcharges apply for plated finishes:
 (CHM) Chrome. No upcharge.
 (BCH) Brushed Chrome. Add \$49 for lounge chair. Add \$84 for two seat sofa. Add \$174 for three seat sofa.
 (SBR) Satin Brass. Add \$132 for lounge chair. Add \$204 for two seat sofa. Add \$399 for three seat sofa.
 (ACO) Antique Copper. Add \$132 for lounge chair. Add \$204 for two seat sofa. Add \$399 for three seat sofa.
- **Leg finish** (wood)

(AAM) Absolute	(NLW) Natural Walnut
(BKM) Black	(ASM) Night
(ACM) Cherry	(NBM) Noce Biondo
(EOM) English Oak	(NGM) Noce Grigio
(ECM) Espresso Cafe	(NEM) Noce Leggero
(TFM) Fruitwood	(NMM) Noce Medio
(HGM) Gray	(SKM) Shaker Cherry
(AHM) Honey	(TWM) Walnut
(TMM) Mahogany	(WTM) WC Cream
(AVM) Maple	(WHM) White
(MWM) Medium Walnut	(WCM) Winter Cherry
- **Glide type** (metal legs only)
 - (GL) Black glide for most surfaces (standard)
 - (NM) non-marking glides for most surfaces. No upcharge.
- **Glide type** (wood leg seating only)
 - (NM) non-marking glides for most surfaces (standard)
 - (SG) steel cushioned glides for carpeted surfaces. Add \$17.
 - (RG) non-slip rubber glides for most hard floor surfaces. Add \$22.
 - (FG) felt glides for most hard floor surfaces. Add \$22.

DESCRIPTION	FEATURES	MODEL #	STANDARD TEXTILE GRADES											
			1	2	3	4	5	6	7	8	9	10	11	12
 Lounge Chair, Metal Legs COM: 4.5 YD 4.11 M Unit weight: 55 LB 25 KG Carton weight: 62 LB 28.12 KG Carton volume: 16.5 FT³ 0.46 MT³		3361	-	1711	1832	1973	2202	2413	2624	2809	3038	3254	3547	3961
			OVERALL DIMENSIONS			SEAT DIMENSIONS			BACK DIMENSIONS					
			W	D	H	W	D	H	W	H				
		IN	27.5	29	28.5	19.5	19	17		19	12			
		MM	699	737	724	495	483	432		483	305			
		RTA.00	1 per carton											

DESCRIPTION	FEATURES	MODEL#	STANDARD TEXTILE GRADES												
			1	2	3	4	5	6	7	8	9	10	11	12	
 <p>Two Seat Sofa, Metal Legs COM: 6.75 YD 6.17 M Unit weight: 95 LB 43.2 KG Carton weight: 102 LB 46.27 KG Carton volume: 30 FT³ 0.84 MT³</p>		3362	-	2288	2471	2680	3024	3341	3659	3935	4280	4604	5042	5663	
				OVERALL DIMENSIONS			SEAT DIMENSIONS			BACK DIMENSIONS					
				W	D	H	W	D	H	W	H				
				IN 54.5 MM 1384	29 737	28.5 724	46.5 1181	19 483	17 432	46.5 1181	12 305				
			RTA 00	1 per carton											
 <p>Three Seat Sofa, Metal Legs COM: 9 YD 8.23 M Unit weight: 125 LB 56.8 KG Carton weight: 135 LB 61.23 KG Carton volume: 42.5 FT³ 1.2 MT³</p>		3363	-	2863	3107	3385	3845	4267	4691	5059	5519	5951	6535	7363	
				OVERALL DIMENSIONS			SEAT DIMENSIONS			BACK DIMENSIONS					
				W	D	H	W	D	H	W	H				
				IN 78 MM 1981	29 737	28.5 724	70.5 1791	19 483	17 432	70.5 1791	12 305				
			RTA 00	1 per carton											
 <p>Lounge Chair, Wood Legs COM: 6 YD 5.49 M Unit weight: 53 LB 24.1 KG Carton weight: 59 LB 26.76 KG Carton volume: 16.5 FT³ 0.46 MT³</p>		3431	-	1968	2130	2317	2622	2904	3186	3432	3738	4026	4416	4968	
				OVERALL DIMENSIONS			SEAT DIMENSIONS			BACK DIMENSIONS					
				W	D	H	W	D	H	W	H				
				IN 27.5 MM 699	29 737	28.5 724	19.5 495	19 483	17 432	19 483	12 305				
			RTA 00	1 per carton											
 <p>Two Seat Sofa, Wood Legs COM: 6.75 YD 6.17 M Unit weight: 91 LB 41.4 KG Carton weight: 98 LB 44.45 KG Carton volume: 30 FT³ 0.84 MT³</p>		3432	-	2631	2814	3023	3367	3684	4002	4278	4623	4947	5385	6006	
				OVERALL DIMENSIONS			SEAT DIMENSIONS			BACK DIMENSIONS					
				W	D	H	W	D	H	W	H				
				IN 54.5 MM 1384	29 737	28.5 724	46.5 1181	19 483	17 432	46.5 1181	12 305				
			RTA 00	1 per carton											
 <p>Three Seat Sofa, Wood Legs COM: 9 YD 8.23 M Unit weight: 119 LB 54.1 KG Carton weight: 129 LB 58.51 KG Carton volume: 42.5 FT³ 1.2 MT³</p>		3433	-	3292	3536	3814	4274	4696	5120	5488	5948	6380	6964	7792	
				OVERALL DIMENSIONS			SEAT DIMENSIONS			BACK DIMENSIONS					
				W	D	H	W	D	H	W	H				
				IN 78 MM 1981	29 737	28.5 724	70.5 1791	19 483	17 432	70.5 1791	12 305				
			RTA 00	1 per carton											

WIND TABLES



model 3367 (rectangular coffee table)





For Wind seating, please see page 325.


STANDARD FEATURES

- Wind tables complement the modern decor of many environments, pairing naturally with Wind and Wind Linear lounge seating and other contemporary series (such as Kate, Erin and Marche).
- Wind table models are only available with metal legs. Please see right column for additional details.
- A variety of glide types are available. Please see right column for additional details.
- Table tops are offered in thermally fused laminate finishes to coordinate with Global casegoods and wood seating. They are also available in high pressure laminate (HPL) at a 20% upcharge. Please specify HPL in addition to finish code.

Please add option codes in the following order:

- **Model number**
Specify model number
- **Laminate top finish (LPL)**
Absolute Acajou (ACJ), Asian Night (ASN), Avant Cherry (AWC), Avant Honey (AWH), Black (BLK), Blizzard (BZD), Brushed Cobalt (BRC), Clear Maple (CMB), Custom Grey (CGY), Dark Espresso (DES), Designer White (DWT), Fashionista (FAS), First Class (FCL), Noce Biondo (NBL), Noce Grigio (NGL), Noce Leggero (NEL), Noce Medio (NML), Quartered Mahogany (QTM), Sheer Beauty (SBY), Stonedust (SDT), Storm Grey (SOG), Walnut Heights (WHE), White Chocolate (WHC) and Winter Cherry (WCR).
- **Leg finish**
For leg frame finish options, please see page 379. Upcharges apply for plated finishes:
(CHM) Chrome. No upcharge.
(BCH) Brushed Chrome. Add \$73.
(SBR) Satin Brass. Add \$189.
(ACO) Antique Copper. Add \$189.
- **Glide type**
(GL) Black glide for most surfaces (standard)
(NM) non-marking glides for most surfaces.
No upcharge.

DESCRIPTION	FEATURES	MODEL #	STANDARD TEXTILE GRADES								
 <p>End Table, Metal Legs COM: N/A Unit weight: 24 LB 10.9 KG Carton weight: 36 LB 16.33 KG Carton volume: 11.5 FT³ 0.32 MT³</p>		3366 661 Laminate top	List price								
			OVERALL DIMENSIONS W D H			SEAT DIMENSIONS W D H			BACK DIMENSIONS W H		
			IN	24	24	17	-	-	-	-	-
			MM	610	610	432	-	-	-	-	-
		RTA 00	1 per carton								
 <p>Rectangular Coffee Table, Metal Legs COM: N/A Unit weight: 39 LB 17.7 KG Carton weight: 52 LB 23.59 KG Carton volume: 16 FT³ 0.45 MT³</p>		3367 886 Laminate top	List price								
			OVERALL DIMENSIONS W D H			SEAT DIMENSIONS W D H			BACK DIMENSIONS W H		
			IN	48	20	15	-	-	-	-	-
			MM	1219	508	381	-	-	-	-	-
		RTA 00	1 per carton								
 <p>Square End Table, Metal Legs COM: N/A Unit weight: 50 LB 22.7 KG Carton weight: 66 LB 29.94 KG Carton volume: 22 FT³ 0.62 MT³</p>		3368 1214 Laminate top	List price								
			OVERALL DIMENSIONS W D H			SEAT DIMENSIONS W D H			BACK DIMENSIONS W H		
			IN	36	36	15	-	-	-	-	-
			MM	914	914	381	-	-	-	-	-
		RTA 00	1 per carton								
 <p>Round End Table, Metal Legs COM: N/A Unit weight: 30 LB 13.6 KG Carton weight: 35 LB 15.88 KG Carton volume: 11.5 FT³ 0.32 MT³</p>		3870 721 Laminate top	List price								
			OVERALL DIMENSIONS W D H			SEAT DIMENSIONS W D H			BACK DIMENSIONS W H		
			IN	24	24	17	-	-	-	-	-
			MM	610	610	432	-	-	-	-	-
		RTA 00	1 per carton								

DESCRIPTION	FEATURES	MODEL#	STANDARD TEXTILE GRADES							
 <p>Round Coffee Table, Metal Legs COM: N/A Unit weight: 50 LB 22.7 KG Carton weight: 57 LB 25.85 KG Carton volume: 22 FT³ 0.62 MT³</p>			List price							
			3871	1115						
			Laminate top							
			OVERALL DIMENSIONS			SEAT DIMENSIONS			BACK DIMENSIONS	
			W	D	H	W	D	H	W	H
		IN 36	36	15	-	-	-	-	-	
		MM 914	914	381	-	-	-	-	-	
		RTA 00		1 per carton						

WIND LINEAR SEATING



models 3363R and 3363L with 3882 bridge table, 3360 table attaching bracket kit and two 3880 coffee tables

For Wind Linear tables, please see page 333.

STANDARD FEATURES


- Wind Linear is an extension of the Wind lounge series with an emphasis on expansive, clean lines.
- This modular furniture series includes single arm and armless sofas, benches, bridges and tables.
- Seating can be used as stand-alone products or can be ganged together. See ganging features below for more information.
- Wind Linear seating models are available with metal or wood legs. Please see right column for additional details.
- A variety of glide types are available. Please see right column for additional details. Casters are not available on this series.
- Upholstery options: fabric, vinyl or leather. Vinyl and leather models may feature stitch detail across the seat and/or back cushions, if applicable.
- Available with contrasting fabrics. Specify arms, back and front rail separate from seat cushion.

GANGING

- **Metal leg (seating):**
Table bridges can mount outside or in-between seats to accommodate various work and collaborative settings. Requires table attaching bracket kit 3360.
- **Wood leg (seating):**
Seat-to-seat ganging bracket option is available to gang seating together at armless ends. Option must be selected at the time of the order, the ganging bracket is factory installed and cannot be added in the field. Wind Linear bridge/end tables (models 3882 + 3884) can mount in between seats.
- Benches and ottomans cannot gang with seating units.

Please add option codes in the following order:

- **Model number**
3361L/R/NA, 3363L/R/NA, 3361B + 3363B
Metal leg seating
3431L/R/NA, 3433L/R/NA, 3434B + 3435B
Wood leg seating
- **Back + arm textile** (includes front rail)
Specify fabric code.
- **Seat textile**
Specify fabric code.
- **Leg finish** (metal)
For metal leg frame finish options, please see page 379. Upcharges apply for plated finishes:
(CHM) Chrome. No upcharge.
(BCH) Brushed Chrome. Add \$130 for single seaters. Add \$200 for three seat sofas. Add \$107 for ottoman. Add \$193 for bench.
(SBR) Satin Brass. Add \$275 for single seater. Add \$449 for three seat sofa. Add \$228 for ottoman. Add \$441 for bench.
- **(ACO) Antique Copper.** Add \$275 for single seater. Add \$449 for three seat sofa. Add \$228 for ottoman. Add \$441 for bench.
- **Leg finish** (wood)
(AAM) Absolute (NLW) Natural Walnut
(BKM) Black (ASM) Night
(ACM) Cherry (NBM) Noce Biondo
(EOM) English Oak (NGM) Noce Grigio
(ECM) Espresso Cafe (NEM) Noce Leggero
(TFM) Fruitwood (NMM) Noce Medio
(HGM) Gray (SKM) Shaker Cherry
(AHM) Honey (TWM) Walnut
(TMM) Mahogany (WTM) WC Cream
(AVM) Maple (WHM) White
(MWM) Medium Walnut (WCM) Winter Cherry
- **Glide type** (metal legs only)
(GL) Black glide for most surfaces (standard)
(NM) non-marking glides for most surfaces. No upcharge.
- **Glide type** (wood leg seating only)
(NM) non-marking glides for most surfaces (standard)
(SG) steel cushioned glides for carpeted surfaces. Add \$17.
(RG) non-slip rubber glides for most hard floor surfaces. Add \$22.
(FG) felt glides for most hard floor surfaces. Add \$22.
- **Ganging** (wood leg seating only)
(NG) no ganging (standard)
(GS) ganging seat to seat. See models for upcharges.

DESCRIPTION	FEATURES	MODEL #	STANDARD TEXTILE GRADES											
			1	2	3	4	5	6	7	8	9	10	11	12
 <p>3361R 3361L</p> <p>Single Seater - w/Left or Right Arm, Metal Legs COM: 4.75 YD 4.34 M Unit weight: 62 LB 28.2 KG Carton weight: 72 LB 32.66 KG Carton volume: 28.5 FT³ 0.8 MT³</p>		3361R	-	1866	1994	2142	2384	2607	2830	3025	3267	3495	3804	4241
	3361L													
			OVERALL DIMENSIONS			SEAT DIMENSIONS			BACK DIMENSIONS					
			W	D	H	W	D	H	W	H	W	H		
			IN 39.5	29	28.5	36	19	17	36	12				
			MM 1003	737	724	914	483	432	914	305				
			RTA 00		1 per carton									

DESCRIPTION	FEATURES	MODEL#	STANDARD TEXTILE GRADES											
			1	2	3	4	5	6	7	8	9	10	11	12



Single Seater - Armless, Metal Legs
 COM: 3.25 YD | 2.97 M
 Unit weight: 48 LB | 21.8 KG
 Carton weight: 58 LB | 26.31 KG
 Carton volume: 28.5 FT³ | 0.8 MT³

3361NA	1	2	3	4	5	6	7	8	9	10	11	12
-	1673	1761	1862	2028	2180	2333	2466	2632	2788	2999	3298	
OVERALL DIMENSIONS			SEAT DIMENSIONS			BACK DIMENSIONS						
W	D	H	W	D	H	W	H					
IN 36.5	29	28.5	36.5	19	17	36.5	12					
MM 927	737	724	927	483	432	927	305					
RTA 00	1 per carton											



Three Seat Sofa - w/Left or Right Arm, Metal Legs
 COM: 7.75 YD | 7.09 M
 Unit weight: 105 LB | 47.7 KG
 Carton weight: 120 LB | 54.43 KG
 Carton volume: 41 FT³ | 1.16 MT³

3363R 3363L	1	2	3	4	5	6	7	8	9	10	11	12
-	2672	2881	3122	3517	3881	4245	4563	4958	5330	5834	6547	
OVERALL DIMENSIONS			SEAT DIMENSIONS			BACK DIMENSIONS						
W	D	H	W	D	H	W	H					
IN 75	29	28.5	71	19	17	71	12					
MM 1905	737	724	1803	483	432	1803	305					
RTA 00	1 per carton											



Three Seat Sofa - Armless, Metal Legs
 COM: 6.5 YD | 5.94 M
 Unit weight: 96 LB | 43.6 KG
 Carton weight: 111 LB | 50.35 KG
 Carton volume: 39.25 FT³ | 1.11 MT³

3363NA	1	2	3	4	5	6	7	8	9	10	11	12
-	2479	2655	2856	3188	3493	3799	4065	4397	4709	5131	5729	
OVERALL DIMENSIONS			SEAT DIMENSIONS			BACK DIMENSIONS						
W	D	H	W	D	H	W	H					
IN 72	29	28.5	72	19	17	72	12					
MM 1829	737	724	1829	483	432	1829	305					
RTA 00	1 per carton											




Ottoman, Metal Legs
 COM: 1.75 YD | 1.6 M
 Unit weight: 38 LB | 17.3 KG
 Carton weight: 50 LB | 22.68 KG
 Carton volume: 12.5 FT³ | 0.35 MT³

3361B	1	2	3	4	5	6	7	8	9	10	11	12
-	1290	1337	1392	1481	1563	1645	1717	1806	1890	2004	2165	
OVERALL DIMENSIONS			SEAT DIMENSIONS			BACK DIMENSIONS						
W	D	H	W	D	H	W	H					
IN 35.5	20.5	17.5	-	-	-	-	-					
MM 902	521	445	-	-	-	-	-					
RTA 00	1 per carton											



Bench, Metal Legs
 COM: 3.5 YD | 3.2 M
 Unit weight: 70 LB | 31.8 KG
 Carton weight: 80 LB | 36.29 KG
 Carton volume: 18.75 FT³ | 0.53 MT³

3363B	1	2	3	4	5	6	7	8	9	10	11	12
-	1943	2038	2146	2325	2489	2654	2797	2976	3144	3371	3693	
OVERALL DIMENSIONS			SEAT DIMENSIONS			BACK DIMENSIONS						
W	D	H	W	D	H	W	H					
IN 72	20.5	17.5	-	-	17.5	-	-					
MM 1829	521	445	-	-	445	-	-					
RTA 00	1 per carton											

DESCRIPTION	FEATURES	MODEL#	STANDARD TEXTILE GRADES												
			1	2	3	4	5	6	7	8	9	10	11	12	
 <p>3431R</p>	 <p>3431L</p>	<p>3431R 3431L</p> <p>Single Seater - w/Left or Right Arm, Wood Legs COM: 4.75 YD 4.34 M Unit weight: 60 LB 27.3 KG Carton weight: 70 LB 31.75 KG Carton volume: 28.5 FT³ 0.8 MT³</p>	<p>Optional ganging bracket (1 unit) for seat to seat on 1 side - add \$12.</p>	-	2146	2275	2422	2664	2887	3111	3305	3548	3776	4084	4521
				<p>OVERALL DIMENSIONS W D H</p>			<p>SEAT DIMENSIONS W D H</p>			<p>BACK DIMENSIONS W H</p>					
				IN	39.5	29	28.5	36	19	17	36	12			
				MM	1003	737	724	914	483	432	914	305			
				RTA 00	1 per carton										
		<p>Single Seater - Armless, Wood Legs COM: 3.25 YD 2.97 M Unit weight: 46 LB 20.9 KG Carton weight: 56 LB 25.4 KG Carton volume: 28.5 FT³ 0.8 MT³</p>	<p>Optional ganging bracket (2 units) for seat to seat on both sides - add \$24.</p>	-	1924	2012	2113	2279	2431	2584	2717	2883	3039	3250	3549
				<p>OVERALL DIMENSIONS W D H</p>			<p>SEAT DIMENSIONS W D H</p>			<p>BACK DIMENSIONS W H</p>					
				IN	36.5	29	28.5	36.5	19	17	36.5	12			
				MM	927	737	724	927	483	432	927	305			
				RTA 00	1 per carton										
 <p>3433R</p>	 <p>3433L</p>	<p>Three Seat Sofa - w/Left or Right Arm, Wood Legs COM: 7.75 YD 7.09 M Unit weight: 99 LB 45 KG Carton weight: 111 LB 50.35 KG Carton volume: 41 FT³ 1.16 MT³</p>	<p>Optional ganging bracket (1 unit) for seat to seat on 1 side - add \$12.</p>	-	3073	3283	3523	3918	4282	4647	4964	5360	5732	6235	6948
				<p>OVERALL DIMENSIONS W D H</p>			<p>SEAT DIMENSIONS W D H</p>			<p>BACK DIMENSIONS W H</p>					
				IN	75	29	28.5	71	19	17	71	12			
				MM	1905	737	724	1803	483	432	1803	305			
				RTA 00	1 per carton										
		<p>Three Seat Sofa - Armless, Wood Legs COM: 6.5 YD 5.94 M Unit weight: 90 LB 40.9 KG Carton weight: 105 LB 47.63 KG Carton volume: 39.25 FT³ 1.11 MT³</p>	<p>Optional ganging bracket (2 units) for seat to seat on both sides - add \$24.</p>	-	2851	3027	3229	3559	3865	4171	4437	4769	5081	5503	6101
				<p>OVERALL DIMENSIONS W D H</p>			<p>SEAT DIMENSIONS W D H</p>			<p>BACK DIMENSIONS W H</p>					
				IN	72	29	28.5	72	19	17	72	12			
				MM	1829	737	724	1829	483	432	1829	305			
				RTA 00	1 per carton										
		<p>Ottoman, Wood Legs COM: 1.75 YD 1.6 M Unit weight: 36 LB 16.4 KG Carton weight: 48 LB 21.77 KG Carton volume: 12.5 FT³ 0.35 MT³</p>		-	1484	1531	1586	1675	1757	1839	1911	2000	2084	2198	2359
				<p>OVERALL DIMENSIONS W D H</p>			<p>SEAT DIMENSIONS W D H</p>			<p>BACK DIMENSIONS W H</p>					
				IN	35.5	20.5	17.5	-	-	-	-	-			
				MM	902	521	445	-	-	-	-	-			
				RTA 00	1 per carton										

DESCRIPTION	FEATURES	MODEL#	STANDARD TEXTILE GRADES											
			1	2	3	4	5	6	7	8	9	10	11	12



Bench, Wood Legs
 COM: 3.5 YD | 3.2 M
 Unit weight: 66 LB | 30 KG
 Carton weight: 76 LB | 34.47 KG
 Carton volume: 18.75 FT³ | 0.53 MT³

3435B	1	2	3	4	5	6	7	8	9	10	11	12
	-	2234	2329	2437	2616	2780	2945	3088	3267	3435	3662	3984
OVERALL DIMENSIONS			SEAT DIMENSIONS			BACK DIMENSIONS						
W	D	H	W	D	H	W	H					
IN 72	20.5	17.5	-	-	17.5	-	-					
MM 1829	521	445	-	-	445	-	-					
RTA 00		1 per carton										



Bolster Cushion
 COM: 1 YD | 0.91 M
 Unit weight: 1 LB | 0.5 KG
 Carton weight: 1.5 LB | 0.68 KG
 Carton volume: 1.3 FT³ | 0.03 MT³

1 loose cushion.

3885	1	2	3	4	5	6	7	8	9	10	11	12
	-	133	160	191	242	289	336	377	428	476	541	633
OVERALL DIMENSIONS			SEAT DIMENSIONS			BACK DIMENSIONS						
W	D	H	W	D	H	W	H					
IN 16	5	7	-	-	-	-	-					
MM 406	127	178	-	-	-	-	-					
RTA 00		1 per carton										

WIND LINEAR TABLES



model 3878 (side table - rectangular)

For Wind Linear seating, please see page 329.

STANDARD FEATURES




- Wind Linear is an extension of the Wind lounge series with an emphasis on expansive, clean lines.
- Seating and freestanding tables can be used as stand-alone products. Seating units can be linked together using bridge tables to create infinite configurations.
- Tables are available with metal legs. Please see right column for additional details.
- A variety of glide types are available. Please see right column for additional details. Casters are not available on this series.
- Models are offered in thermally fused laminate finishes to coordinate with Global casegoods and wood seating.












GANGING

- Table bridges can mount outside or in-between seats to accommodate various work and collaborative settings. Requires table attaching bracket kit 3360.
- Bridge corner and end tables mount between chairs and/or sofa units only (at armless ends). Bridge table (model 3884) is only to be used with ottomans and/or benches. Both require table attaching bracket kit 3360.

Please add option codes in the following order:

- **Model number**
3878, 3879, 3880, 3881L + 3883
 Metal leg tables
3882 + 3884
 Bridge tables (no legs)
- **Laminate top finish (LPL)**
 Absolute Acajou (ACJ), Asian Night (ASN), Avant Cherry (AWC), Avant Honey (AWH), Black (BLK), Blizzard (BZD), Brushed Cobalt (BRC), Clear Maple (CMB), Custom Grey (CGY), Dark Espresso (DES), Designer White (DWT), Fashionista (FAS), First Class (FCL), Noce Biondo (NBL), Noce Grigio (NGL), Noce Leggero (NEL), Noce Medio (NML), Quartered Mahogany (QTM), Sheer Beauty (SBY), Stonedust (SDT), Storm Grey (SOG), Walnut Heights (WHE), White Chocolate (WHC) and Winter Cherry (WCR).
- **Leg finish (metal)**
 For metal leg frame finish options, please see page 379. Upcharges apply for plated finishes:
(CHM) Chrome. No upcharge (except on bridge corner table model 3881 - add \$61)
(BCH) Brushed Chrome. Add \$73.
(SBR) Satin Brass. Add \$189.
(ACO) Antique Copper. Add \$189.
- **Glide type (metal legs only)**
(GL) Black glide for most surfaces (standard)
(NM) non-marking glides for most surfaces. No upcharge.

DESCRIPTION	FEATURES	MODEL #	STANDARD TEXTILE GRADES							
 <p>Side Table - Rectangular, Metal Legs COM: N/A Unit weight: 30 LB 13.6 KG Carton weight: 38 LB 17.24 KG Carton volume: 11.5 FT³ 0.32 MT³</p>	Freestanding.	3878	List price							
			1112							
			OVERALL DIMENSIONS W D H			SEAT DIMENSIONS W D H			BACK DIMENSIONS W H	
			IN	20	25	16	-	-	-	-
 <p>Side Table - 25" Square, Metal Legs COM: N/A Unit weight: 32 LB 14.5 KG Carton weight: 40 LB 18.14 KG Carton volume: 11.5 FT³ 0.32 MT³</p>	Freestanding.	3879	List price							
			1241							
			OVERALL DIMENSIONS W D H			SEAT DIMENSIONS W D H			BACK DIMENSIONS W H	
			IN	25	25	16	-	-	-	-
 <p>Coffee Table - 54", Metal Legs COM: N/A Unit weight: 39 LB 17.7 KG Carton weight: 52 LB 23.59 KG Carton volume: 16 FT³ 0.45 MT³</p>	Freestanding.	3880	List price							
			1393							
			OVERALL DIMENSIONS W D H			SEAT DIMENSIONS W D H			BACK DIMENSIONS W H	
			IN	54	20	15	-	-	-	-

DESCRIPTION	FEATURES	MODEL#	STANDARD TEXTILE GRADES						
 <p>3881R</p>	 <p>3881L</p>	List price							
		3881R	1502						
		3881L							
		OVERALL DIMENSIONS			SEAT DIMENSIONS			BACK DIMENSIONS	
		W	D	H	W	D	H	W	H
		IN 25	25	12	-	-	-	-	-
		MM 635	635	305	-	-	-	-	-
<p>Bridge Corner Table - Right or Left, Metal Legs COM: N/A Unit weight: 25 LB 11.4 KG Carton weight: 33 LB 14.97 KG Carton volume: 11.5 FT³ 0.32 MT³</p>		Requires bracket kit (3360).		Chrome (CHM) leg frame finish - add \$61.		  1 per carton			
		List price							
		3882					789		
		OVERALL DIMENSIONS			SEAT DIMENSIONS			BACK DIMENSIONS	
		W	D	H	W	D	H	W	H
		IN 20	25	5	-	-	-	-	-
		MM 508	635	127	-	-	-	-	-
<p>Bridge End Table COM: N/A Unit weight: 20 LB 9.1 KG Carton weight: 25 LB 11.34 KG Carton volume: 3.4 FT³ 0.09 MT³</p>		Requires bracket kit (3360).		To be used with chair and sofa models. Not usable with bench or ottoman models.		  1 per carton			
		List price							
		3883					1098		
		OVERALL DIMENSIONS			SEAT DIMENSIONS			BACK DIMENSIONS	
		W	D	H	W	D	H	W	H
		IN 20	25	12	-	-	-	-	-
		MM 508	635	305	-	-	-	-	-
<p>Low Side Table, Metal Legs COM: N/A Unit weight: 26 LB 11.8 KG Carton weight: 32 LB 14.51 KG Carton volume: 11.5 FT³ 0.32 MT³</p>		Freestanding.				  1 per carton			
		List price							
		3884					710		
		OVERALL DIMENSIONS			SEAT DIMENSIONS			BACK DIMENSIONS	
		W	D	H	W	D	H	W	H
		IN 20	20	5	-	-	-	-	-
		MM 508	508	127	-	-	-	-	-
<p>Bridge Table - 20" Square COM: N/A Unit weight: 18 LB 8.2 KG Carton weight: 23 LB 10.43 KG Carton volume: 3.4 FT³ 0.09 MT³</p>		Requires bracket kit (3360).		To be used with bench and ottoman models. Not usable with chair or sofa models		 1 per carton			
		List price							
		3360					125		
		OVERALL DIMENSIONS			SEAT DIMENSIONS			BACK DIMENSIONS	
		W	D	H	W	D	H	W	H
		IN 5	7.5	3	-	-	-	-	-
		MM 127	191	76	-	-	-	-	-
<p>Table Bracket Kit COM: N/A Unit weight: 1 LB 0.5 KG Carton weight: 1.5 LB 0.68 KG Carton volume: 0.5 FT³ 0.01 MT³</p>		Kit includes 4 brackets and hardware. Use with models 3881L, 3881R, 3882, 3884, 3436R and 3436L.		1 kit per carton.		 			

heavy duty / 24 hr



Concorde Executive 24HR.....340



G1 Ergo Select TS.....341



Granada TS336



Granada Deluxe TS336



Malaga TS.....337



ObusForme Comfort TS.....338



ObusForme Comfort XL.....343



Robust.....348



Saxon349



Truform TS.....338



Vion TS.....350



Yorkdale TS.....339



TS MODELS



model TS3140-3 Malaga model TS5451-3 Truform


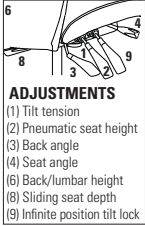


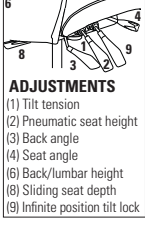


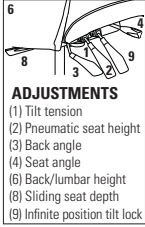

STANDARD FEATURES


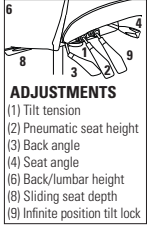


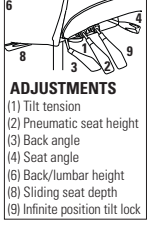


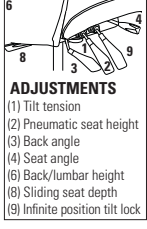


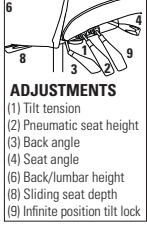


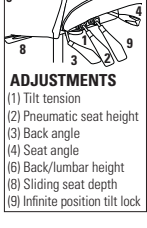

- TS models are available within standard series. TS stands for “three shift” and all of the TS models are rated for 24/7 applications as well as weight rated up to 350 lbs.
- Multi-tilter models feature a heavy duty mechanism.
- Multi-tilters are standard with pneumatic seat height, sliding seat depth adjustment, forward and rearward seat tilt with infinite lock, free floating back angle control and tilt tension control.
- Heavy duty stools are standard with a fixed back, seat depth and pneumatic seat height adjustments, swivels with adjustable Chrome footrest.
- All models are standard with either Ultracell or molded heavy duty seat foam.
- All models have a heavy duty 3” wide back upright.
- All models (except Truform) have outer back panels retained by trim screws for extra security.
- All models (except Truform) are standard with clear vinyl bumper guards around their outside backs.
- Dual wheel carpet casters (C10) are standard on all models, except Truform which comes standard with (C1).

OPTIONAL FEATURES

- Optional abrasion resistant outer back fabric (polyester) is available (except Truform TS). Resistant to impact damage. Available in Black only. Please specify (BKB). Add \$9.
- For 24 hour application, Global’s Limited Lifetime Warranty is applicable only on fabrics that are rated for 100,000 double rubs.
- For hard surface flooring casters, please specify (C10R). Add \$20. For hard surface flooring casters on Truform models, please specify (C9R). Add \$21.
- For additional arm/caster options, please refer to the Arm and Caster section (page 352). *Optional casters may be priced higher than the standard casters for your chair and the difference will be charged. Lower priced optional casters will not be credited.*

Select series are available with multiple seat sizes. See measurements below.

DESCRIPTION	FEATURES	MODEL #	STANDARD TEXTILE GRADES																																	
			1	2	3	4	5	6	7	8	9	10	11	12																						
 <p>Granada TS</p> <p>LB Heavy Duty Multi-Tilter Plain Back COM: 1.5 YD 1.37 M Unit weight: 48 LB 21.8 KG Carton weight: 58 LB 26.31 KG Carton volume: 10.5 FT³ 0.29 MT³</p>	 <p>ADJUSTMENTS (1) Tilt tension (2) Pneumatic seat height (3) Back angle (4) Seat angle (6) Back/lumbar height (8) Sliding seat depth (9) Infinite position tilt lock</p>	TS3212	1050	1098	1139	1185	1262	1332	1403	1464	1541	1613	1710	1848																						
		<table border="1"> <thead> <tr> <th colspan="3">OVERALL DIMENSIONS</th> <th colspan="3">SEAT DIMENSIONS</th> <th colspan="2">BACK DIMENSIONS</th> </tr> <tr> <th>W</th><th>D</th><th>H</th> <th>W</th><th>D</th><th>H</th> <th>W</th><th>H</th> </tr> </thead> <tbody> <tr> <td>IN 26</td><td>24</td><td>40</td> <td>20.5</td><td>17-19.5</td><td>17.5-21.5</td> <td>19</td><td>17.5-21.5</td> </tr> <tr> <td>MM 660</td><td>610</td><td>1016</td> <td>521</td><td>432-495</td><td>445-546</td> <td>483</td><td>445-546</td> </tr> </tbody> </table>	OVERALL DIMENSIONS			SEAT DIMENSIONS			BACK DIMENSIONS		W	D	H	W	D	H	W	H	IN 26	24	40	20.5	17-19.5	17.5-21.5	19	17.5-21.5	MM 660	610	1016	521	432-495	445-546	483	445-546	<p>Ergonomic features: A, B, C, D, E, F, G, H, M, N, Q, S</p>	<p>RTA 2</p> <p> 1 per carton</p>
		OVERALL DIMENSIONS			SEAT DIMENSIONS			BACK DIMENSIONS																												
W	D	H	W	D	H	W	H																													
IN 26	24	40	20.5	17-19.5	17.5-21.5	19	17.5-21.5																													
MM 660	610	1016	521	432-495	445-546	483	445-546																													
 <p>Granada TS</p> <p>HB Heavy Duty Multi-Tilter Plain Back COM: 1.75 YD 1.6 M Unit weight: 51 LB 23.2 KG Carton weight: 55 LB 24.95 KG Carton volume: 10.5 FT³ 0.29 MT³</p>	 <p>ADJUSTMENTS (1) Tilt tension (2) Pneumatic seat height (3) Back angle (4) Seat angle (6) Back/lumbar height (8) Sliding seat depth (9) Infinite position tilt lock</p>	TS3217	1088	1144	1191	1246	1335	1417	1499	1571	1660	1744	1858	2019																						
		<table border="1"> <thead> <tr> <th colspan="3">OVERALL DIMENSIONS</th> <th colspan="3">SEAT DIMENSIONS</th> <th colspan="2">BACK DIMENSIONS</th> </tr> <tr> <th>W</th><th>D</th><th>H</th> <th>W</th><th>D</th><th>H</th> <th>W</th><th>H</th> </tr> </thead> <tbody> <tr> <td>IN 26</td><td>24.5</td><td>43</td> <td>20.5</td><td>17-19.5</td><td>17.5-21.5</td> <td>19</td><td>21.5-25.5</td> </tr> <tr> <td>MM 660</td><td>622</td><td>1092</td> <td>521</td><td>432-495</td><td>445-546</td> <td>483</td><td>546-648</td> </tr> </tbody> </table>	OVERALL DIMENSIONS			SEAT DIMENSIONS			BACK DIMENSIONS		W	D	H	W	D	H	W	H	IN 26	24.5	43	20.5	17-19.5	17.5-21.5	19	21.5-25.5	MM 660	622	1092	521	432-495	445-546	483	546-648	<p>Ergonomic features: A, B, C, D, E, F, G, H, M, N, Q, S</p>	<p>RTA 2</p> <p> 1 per carton</p>
		OVERALL DIMENSIONS			SEAT DIMENSIONS			BACK DIMENSIONS																												
W	D	H	W	D	H	W	H																													
IN 26	24.5	43	20.5	17-19.5	17.5-21.5	19	21.5-25.5																													
MM 660	622	1092	521	432-495	445-546	483	546-648																													
 <p>Granada Deluxe TS</p> <p>HB Heavy Duty Multi-Tilter COM: 2 YD 1.83 M Unit weight: 56 LB 25.5 KG Carton weight: 65 LB 29.48 KG Carton volume: 10.5 FT³ 0.29 MT³</p>	 <p>ADJUSTMENTS (1) Tilt tension (2) Pneumatic seat height (3) Back angle (4) Seat angle (6) Back/lumbar height (8) Sliding seat depth (9) Infinite position tilt lock</p>	TS1170-3	1140	1204	1258	1320	1422	1516	1610	1692	1794	1890	2020	2204																						
		<table border="1"> <thead> <tr> <th colspan="3">OVERALL DIMENSIONS</th> <th colspan="3">SEAT DIMENSIONS</th> <th colspan="2">BACK DIMENSIONS</th> </tr> <tr> <th>W</th><th>D</th><th>H</th> <th>W</th><th>D</th><th>H</th> <th>W</th><th>H</th> </tr> </thead> <tbody> <tr> <td>IN 26</td><td>23.5</td><td>45</td> <td>21</td><td>18-20.5</td><td>17.5-21.5</td> <td>20</td><td>23-28.25</td> </tr> <tr> <td>MM 660</td><td>597</td><td>1143</td> <td>533</td><td>457-521</td><td>445-546</td> <td>508</td><td>584-718</td> </tr> </tbody> </table>	OVERALL DIMENSIONS			SEAT DIMENSIONS			BACK DIMENSIONS		W	D	H	W	D	H	W	H	IN 26	23.5	45	21	18-20.5	17.5-21.5	20	23-28.25	MM 660	597	1143	533	457-521	445-546	508	584-718	<p>Ergonomic features: A, B, C, D, E, F, G, H, M, N, Q, S</p>	<p>RTA 2</p> <p> 1 per carton</p>
		OVERALL DIMENSIONS			SEAT DIMENSIONS			BACK DIMENSIONS																												
W	D	H	W	D	H	W	H																													
IN 26	23.5	45	21	18-20.5	17.5-21.5	20	23-28.25																													
MM 660	597	1143	533	457-521	445-546	508	584-718																													

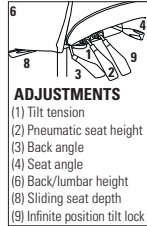
DESCRIPTION	FEATURES	MODEL#	STANDARD TEXTILE GRADES																																											
			1	2	3	4	5	6	7	8	9	10	11	12																																
 <p>Granada Deluxe TS</p> <p>MB Heavy Duty Multi-Tilter COM: 1.75 YD 1.6 M Unit weight: 54 LB 24.5 KG Carton weight: 63 LB 28.58 KG Carton volume: 10.5 FT³ 0.29 MT³</p>	 <p>ADJUSTMENTS (1) Tilt tension (2) Pneumatic seat height (3) Back angle (4) Seat angle (6) Back/lumbar height (8) Sliding seat depth (9) Infinite position tilt lock</p>	<p>Ergonomic features: A, B, C, D, E, F, G, H, M, N, Q, S</p>	<table border="1"> <thead> <tr> <th colspan="3">OVERALL DIMENSIONS</th> <th colspan="3">SEAT DIMENSIONS</th> <th colspan="2">BACK DIMENSIONS</th> </tr> <tr> <th>W</th><th>D</th><th>H</th> <th>W</th><th>D</th><th>H</th> <th>W</th><th>H</th> </tr> </thead> <tbody> <tr> <td>IN 26</td><td>23.5</td><td>41</td> <td>21</td><td>18-20.5</td><td>17.5-21.5</td> <td>20</td><td>19-24.25</td> </tr> <tr> <td>MM 660</td><td>597</td><td>1041</td> <td>533</td><td>457-521</td><td>445-546</td> <td>508</td><td>483-616</td> </tr> </tbody> </table>												OVERALL DIMENSIONS			SEAT DIMENSIONS			BACK DIMENSIONS		W	D	H	W	D	H	W	H	IN 26	23.5	41	21	18-20.5	17.5-21.5	20	19-24.25	MM 660	597	1041	533	457-521	445-546	508	483-616
			OVERALL DIMENSIONS			SEAT DIMENSIONS			BACK DIMENSIONS																																					
			W	D	H	W	D	H	W	H																																				
			IN 26	23.5	41	21	18-20.5	17.5-21.5	20	19-24.25																																				
MM 660	597	1041	533	457-521	445-546	508	483-616																																							
<p>RTA 2  1 per carton</p>																																														
 <p>Granada Deluxe TS</p> <p>HB Heavy Duty Multi-Tilter w/Schukra COM: 2 YD 1.83 M Unit weight: 56 LB 25.5 KG Carton weight: 65 LB 29.48 KG Carton volume: 10.5 FT³ 0.29 MT³</p>	 <p>ADJUSTMENTS (1) Tilt tension (2) Pneumatic seat height (3) Back angle (4) Seat angle (6) Back/lumbar height (8) Sliding seat depth (9) Infinite position tilt lock</p>	<p>Ergonomic features: A, B, C, D, E, F, G, H, M, N, Q, S, V</p>	<table border="1"> <thead> <tr> <th colspan="3">OVERALL DIMENSIONS</th> <th colspan="3">SEAT DIMENSIONS</th> <th colspan="2">BACK DIMENSIONS</th> </tr> <tr> <th>W</th><th>D</th><th>H</th> <th>W</th><th>D</th><th>H</th> <th>W</th><th>H</th> </tr> </thead> <tbody> <tr> <td>IN 26</td><td>23.5</td><td>45</td> <td>21</td><td>18-20.5</td><td>17.5-21.5</td> <td>20</td><td>23-28.25</td> </tr> <tr> <td>MM 660</td><td>597</td><td>1143</td> <td>533</td><td>457-521</td><td>445-546</td> <td>508</td><td>584-718</td> </tr> </tbody> </table>												OVERALL DIMENSIONS			SEAT DIMENSIONS			BACK DIMENSIONS		W	D	H	W	D	H	W	H	IN 26	23.5	45	21	18-20.5	17.5-21.5	20	23-28.25	MM 660	597	1143	533	457-521	445-546	508	584-718
			OVERALL DIMENSIONS			SEAT DIMENSIONS			BACK DIMENSIONS																																					
			W	D	H	W	D	H	W	H																																				
			IN 26	23.5	45	21	18-20.5	17.5-21.5	20	23-28.25																																				
MM 660	597	1143	533	457-521	445-546	508	584-718																																							
<p>RTA 2  1 per carton</p>																																														
 <p>Granada Deluxe TS</p> <p>MB Heavy Duty Multi-Tilter w/Schukra COM: 1.75 YD 1.6 M Unit weight: 54 LB 24.5 KG Carton weight: 63 LB 28.58 KG Carton volume: 10.5 FT³ 0.29 MT³</p>	 <p>ADJUSTMENTS (1) Tilt tension (2) Pneumatic seat height (3) Back angle (4) Seat angle (6) Back/lumbar height (8) Sliding seat depth (9) Infinite position tilt lock</p>	<p>Ergonomic features: A, B, C, D, E, F, G, H, M, N, Q, S, V</p>	<table border="1"> <thead> <tr> <th colspan="3">OVERALL DIMENSIONS</th> <th colspan="3">SEAT DIMENSIONS</th> <th colspan="2">BACK DIMENSIONS</th> </tr> <tr> <th>W</th><th>D</th><th>H</th> <th>W</th><th>D</th><th>H</th> <th>W</th><th>H</th> </tr> </thead> <tbody> <tr> <td>IN 26</td><td>23.5</td><td>41</td> <td>21</td><td>18-20.5</td><td>17.5-21.5</td> <td>20</td><td>19-24.25</td> </tr> <tr> <td>MM 660</td><td>597</td><td>1041</td> <td>533</td><td>457-521</td><td>445-546</td> <td>508</td><td>483-616</td> </tr> </tbody> </table>												OVERALL DIMENSIONS			SEAT DIMENSIONS			BACK DIMENSIONS		W	D	H	W	D	H	W	H	IN 26	23.5	41	21	18-20.5	17.5-21.5	20	19-24.25	MM 660	597	1041	533	457-521	445-546	508	483-616
			OVERALL DIMENSIONS			SEAT DIMENSIONS			BACK DIMENSIONS																																					
			W	D	H	W	D	H	W	H																																				
			IN 26	23.5	41	21	18-20.5	17.5-21.5	20	19-24.25																																				
MM 660	597	1041	533	457-521	445-546	508	483-616																																							
<p>RTA 2  1 per carton</p>																																														
 <p>Malaga TS</p> <p>HB Heavy Duty Multi-Tilter COM: 1.75 YD 1.6 M Unit weight: 52 LB 23.6 KG Carton weight: 61 LB 27.67 KG Carton volume: 10.5 FT³ 0.29 MT³</p>	 <p>ADJUSTMENTS (1) Tilt tension (2) Pneumatic seat height (3) Back angle (4) Seat angle (6) Back/lumbar height (8) Sliding seat depth (9) Infinite position tilt lock</p>	<p>Ergonomic features: A, B, C, D, E, F, G, H, M, N, Q, S</p>	<table border="1"> <thead> <tr> <th colspan="3">OVERALL DIMENSIONS</th> <th colspan="3">SEAT DIMENSIONS</th> <th colspan="2">BACK DIMENSIONS</th> </tr> <tr> <th>W</th><th>D</th><th>H</th> <th>W</th><th>D</th><th>H</th> <th>W</th><th>H</th> </tr> </thead> <tbody> <tr> <td>IN 25</td><td>25</td><td>44</td> <td>20</td><td>17.5-20</td><td>16.75-20.75</td> <td>18.5</td><td>25-29</td> </tr> <tr> <td>MM 635</td><td>635</td><td>1118</td> <td>508</td><td>445-508</td><td>425-527</td> <td>470</td><td>635-737</td> </tr> </tbody> </table>												OVERALL DIMENSIONS			SEAT DIMENSIONS			BACK DIMENSIONS		W	D	H	W	D	H	W	H	IN 25	25	44	20	17.5-20	16.75-20.75	18.5	25-29	MM 635	635	1118	508	445-508	425-527	470	635-737
			OVERALL DIMENSIONS			SEAT DIMENSIONS			BACK DIMENSIONS																																					
			W	D	H	W	D	H	W	H																																				
			IN 25	25	44	20	17.5-20	16.75-20.75	18.5	25-29																																				
MM 635	635	1118	508	445-508	425-527	470	635-737																																							
<p>RTA 2  1 per carton</p>																																														
 <p>Malaga TS</p> <p>LB Heavy Duty Multi-Tilter COM: 1.5 YD 1.37 M Unit weight: 51 LB 23.2 KG Carton weight: 60 LB 27.22 KG Carton volume: 10.5 FT³ 0.29 MT³</p>	 <p>ADJUSTMENTS (1) Tilt tension (2) Pneumatic seat height (3) Back angle (4) Seat angle (6) Back/lumbar height (8) Sliding seat depth (9) Infinite position tilt lock</p>	<p>Ergonomic features: A, B, C, D, E, F, G, H, M, N, Q, S</p>	<table border="1"> <thead> <tr> <th colspan="3">OVERALL DIMENSIONS</th> <th colspan="3">SEAT DIMENSIONS</th> <th colspan="2">BACK DIMENSIONS</th> </tr> <tr> <th>W</th><th>D</th><th>H</th> <th>W</th><th>D</th><th>H</th> <th>W</th><th>H</th> </tr> </thead> <tbody> <tr> <td>IN 25</td><td>24.5</td><td>39.75</td> <td>20</td><td>17.5-20</td><td>16.75-20.75</td> <td>18.5</td><td>20.5-24.5</td> </tr> <tr> <td>MM 635</td><td>622</td><td>1010</td> <td>508</td><td>445-508</td><td>425-527</td> <td>470</td><td>521-622</td> </tr> </tbody> </table>												OVERALL DIMENSIONS			SEAT DIMENSIONS			BACK DIMENSIONS		W	D	H	W	D	H	W	H	IN 25	24.5	39.75	20	17.5-20	16.75-20.75	18.5	20.5-24.5	MM 635	622	1010	508	445-508	425-527	470	521-622
			OVERALL DIMENSIONS			SEAT DIMENSIONS			BACK DIMENSIONS																																					
			W	D	H	W	D	H	W	H																																				
			IN 25	24.5	39.75	20	17.5-20	16.75-20.75	18.5	20.5-24.5																																				
MM 635	622	1010	508	445-508	425-527	470	521-622																																							
<p>RTA 1  1 per carton</p>																																														

DESCRIPTION FEATURES MODEL# STANDARD TEXTILE GRADES



ObusForme Comfort TS

HB Heavy Duty Multi-Tilter
COM: 2.25 YD | 2.06 M
Unit weight: 65 LB | 29.5 KG
Carton weight: 78 LB | 35.38 KG
Carton volume: 11 FT³ | 0.31 MT³



Ergonomic features:
A, B, C, D, E, F, G, H, M, N, Q, R, S

	1	2	3	4	5	6	7	8	9	10	11	12
TS1240-3	1222	1294	1355	1425	1539	1645	1751	1843	1958	2066	2212	2419
TS1240P-3 Petite seat												
IN W19.5 D16.75-19.25 H16-20 MM W495 D425-489 H406-508												

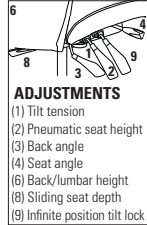
	OVERALL DIMENSIONS			SEAT DIMENSIONS			BACK DIMENSIONS	
	W	D	H	W	D	H	W	H
IN	26	25	48	21	17.5-20	16-20	19.5	27-32.25
MM	660	635	1219	533	445-508	406-508	495	686-819

RTA 2 1 per carton



ObusForme Comfort TS

MB Heavy Duty Multi-Tilter
COM: 2 YD | 1.83 M
Unit weight: 63 LB | 28.6 KG
Carton weight: 75 LB | 34.02 KG
Carton volume: 10.5 FT³ | 0.29 MT³



Ergonomic features:
A, B, C, D, E, F, G, H, M, N, Q, R, S

	1	2	3	4	5	6	7	8	9	10	11	12
TS1241-3	1164	1228	1282	1344	1446	1540	1634	1716	1818	1914	2044	2228
TS1241P-3 Petite seat												
IN W19.5 D16.75-19.25 H16-20 MM W495 D425-489 H406-508												

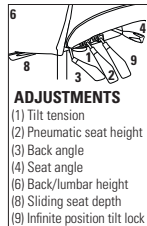
	OVERALL DIMENSIONS			SEAT DIMENSIONS			BACK DIMENSIONS	
	W	D	H	W	D	H	W	H
IN	26	25	44	21	17.5-20	16-20	19.5	22-27.25
MM	660	635	1118	533	445-508	406-508	495	559-692

RTA 2 1 per carton



ObusForme Comfort TS

HB Heavy Duty Multi-Tilter w/Schukra
COM: 2.25 YD | 2.06 M
Unit weight: 65 LB | 29.5 KG
Carton weight: 78 LB | 35.38 KG
Carton volume: 11 FT³ | 0.31 MT³



Ergonomic features:
A, B, C, D, E, F, G, H, M, N, Q, R, S, V

	1	2	3	4	5	6	7	8	9	10	11	12
TS1260-3	1343	1415	1476	1546	1660	1766	1872	1964	2079	2187	2333	2540
TS1260P-3 Petite seat												
IN W19.5 D16.75-19.25 H16-20 MM W495 D425-489 H406-508												

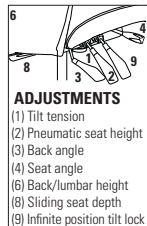
	OVERALL DIMENSIONS			SEAT DIMENSIONS			BACK DIMENSIONS	
	W	D	H	W	D	H	W	H
IN	26	25	48	21	17.5-20	16-20	19.5	27-32.25
MM	660	635	1219	533	445-508	406-508	495	686-819

RTA 2 1 per carton



ObusForme Comfort TS

MB Heavy Duty Multi-Tilter w/Schukra
COM: 2 YD | 1.83 M
Unit weight: 60 LB | 27.3 KG
Carton weight: 72 LB | 32.66 KG
Carton volume: 10.5 FT³ | 0.29 MT³



Ergonomic features:
A, B, C, D, E, F, G, H, M, N, Q, R, S, V

	1	2	3	4	5	6	7	8	9	10	11	12
TS1261-3	1287	1351	1405	1467	1569	1663	1757	1839	1941	2037	2167	2351
TS1261P-3 Petite seat												
IN W19.5 D16.75-19.25 H16-20 MM W495 D425-489 H406-508												

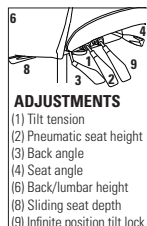
	OVERALL DIMENSIONS			SEAT DIMENSIONS			BACK DIMENSIONS	
	W	D	H	W	D	H	W	H
IN	26	25	44	21	17.5-20	16-20	19.5	22-27.25
MM	660	635	1118	533	445-508	406-508	495	559-692

RTA 2 1 per carton



Truform TS

HB Heavy Duty Multi-Tilter
COM: 2 YD | 1.83 M
Unit weight: 58 LB | 26.4 KG
Carton weight: 63 LB | 28.58 KG
Carton volume: 10.5 FT³ | 0.29 MT³


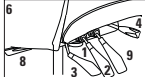





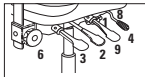



Ergonomic features:
A, B, C, D, E, F, G, H, M, N, Q, S

	1	2	3	4	5	6	7	8	9	10	11	12
TS5450-3	1117	1181	1235	1297	1399	1493	1587	1669	1771	1867	1997	2181

	OVERALL DIMENSIONS			SEAT DIMENSIONS			BACK DIMENSIONS	
	W	D	H	W	D	H	W	H
IN	26	25	42	20	18-20.5	16.5-20.5	20	23.5-26
MM	660	635	1067	508	457-521	419-521	508	597-660

RTA 2 1 per carton

DESCRIPTION	FEATURES	MODEL#	STANDARD TEXTILE GRADES													
			1	2	3	4	5	6	7	8	9	10	11	12		
 <p>Truform TS</p> <p>MB Heavy Duty Multi-Tilter COM: 1.75 YD 1.6 M Unit weight: 55 LB 25 KG Carton weight: 60 LB 27.22 KG Carton volume: 10.5 FT³ 0.29 MT³</p>	 <p>ADJUSTMENTS (1) Tilt tension (2) Pneumatic seat height (3) Back angle (4) Seat angle (6) Back/lumbar height (8) Sliding seat depth (9) Infinite position tilt lock</p> <p>Ergonomic features: A, B, C, D, E, F, G, H, M, N, Q, S</p>	TS5451-3	1057	1113	1160	1215	1304	1386	1468	1540	1629	1713	1827	1988		
		OVERALL DIMENSIONS			SEAT DIMENSIONS			BACK DIMENSIONS								
		W	D	H	W	D	H	W	H							
		IN 26	25	38.5	20	18-20.5	16.5-20.5	20	20-22.5							
MM 660	635	978	508	457-521	419-521	508	508-572									
			RTA 1		1 per carton											
 <p>Yorkdale TS</p> <p>HB Heavy Duty Multi-Tilter COM: 1.75 YD 1.6 M Unit weight: 44 LB 20 KG Carton weight: 50 LB 22.68 KG Carton volume: 9.75 FT³ 0.27 MT³</p>	 <p>ADJUSTMENTS (1) Tilt tension (2) Pneumatic seat height (3) Back angle (4) Seat angle (6) Back/lumbar height (8) Sliding seat depth (9) Infinite position tilt lock Center tilt action</p> <p>Ergonomic features: A, B, C, D, E, F, G, H, M, N, Q, S</p>	TS2330	971	1027	1074	1129	1218	1300	1382	1454	1543	1627	1741	1902		
		OVERALL DIMENSIONS			SEAT DIMENSIONS			BACK DIMENSIONS								
		W	D	H	W	D	H	W	H							
		IN 24	25	42	20.5	17.5	16.5-20.5	19	21.5-23.5							
MM 610	635	1067	521	445	419-521	483	546-597									
			RTA 2		1 per carton											
 <p>Yorkdale TS</p> <p>LB Heavy Duty Multi-Tilter COM: 1.5 YD 1.37 M Unit weight: 42 LB 19.1 KG Carton weight: 48 LB 21.77 KG Carton volume: 9.75 FT³ 0.27 MT³</p>	 <p>ADJUSTMENTS (1) Tilt tension (2) Pneumatic seat height (3) Back angle (4) Seat angle (6) Back/lumbar height (8) Sliding seat depth (9) Infinite position tilt lock Center tilt action</p> <p>Ergonomic features: A, B, C, D, E, F, G, H, M, N, Q, S</p>	TS2331	916	964	1005	1051	1128	1198	1269	1330	1407	1479	1576	1714		
		OVERALL DIMENSIONS			SEAT DIMENSIONS			BACK DIMENSIONS								
		W	D	H	W	D	H	W	H							
		IN 24	25	36	20.5	17.5	16.5-20.5	19	16.5-18.5							
MM 610	635	914	521	445	419-521	483	419-470									
			RTA 2		1 per carton											

CONCORDE EXECUTIVE 24HR



model 2424




Push Button
 Located within easy reach. Promotes good posture as you move to various positions.

STANDARD FEATURES

- All adjustments are made with push button controls that are conveniently located in full view for easy use.
- Compound curved molded foam seat and back cushions.
- Seat cushion with Velcro attachment is easily removed and make cleaning easy.
- Rated for multi-shift use for persons up to 350 lbs.
- Standard with Allen-bolted width adjustable arms (Allen key included). Arms adjust 1.25" wider on each side, a total of 2.5" extra width.
- Pneumatic seat height adjustment and five position tilt lock. Tilt tension control.
- Ratchet style back height adjustment.
- All models are standard with a five prong, injection molded, fiberglass reinforced nylon Black spider base and button covers with dual wheel carpet casters (C10).
- For 24 hour application, Global's Limited Lifetime Warranty is applicable only on fabrics that are rated for 100,000 double rubs.

OPTIONAL FEATURES

- Models are not available with (C7) glides.
- For hard surface flooring casters, please specify (C10R). Add \$20.

DESCRIPTION	FEATURES	MODEL #	STANDARD TEXTILE GRADES											
			1	2	3	4	5	6	7	8	9	10	11	12
 <p>HB Synchro-Tilter Concorde Executive 24HR COM: 2.5 YD 2.29 M Unit weight: 70 LB 31.8 KG Carton weight: 81.5 LB 36.97 KG Carton volume: 24.5 FT³ 0.69 MT³</p>	<p>ADJUSTMENTS</p> <ul style="list-style-type: none"> - Tilt tension - Sliding seat depth - 7 position back height - Synchro tilt action - Anti kick back - 2 button control <p>Right arm</p> <ul style="list-style-type: none"> - Pneumatic seat height <p>Left arm</p> <ul style="list-style-type: none"> - 5 position tilt lock 	2424	-	2716	2784	2861	2989	3106	3224	3326	3454	3574	3736	3966
		Seat depth adjust: 16" to 18"												
		2424-18	-	2716	2784	2861	2989	3106	3224	3326	3454	3574	3736	3966
		Deep seat - Seat depth adjust: 18" to 20"												
			OVERALL DIMENSIONS			SEAT DIMENSIONS			BACK DIMENSIONS					
			W	D	H	W	D	H	W	H				
			IN 28.5	27	50	21	16-18	18-22	21	28-31				
			MM 724	686	1270	533	406-457	457-559	533	711-787				
			RTA 00		1 per carton									

Ergonomic features:
 A, B, C, D, E, L, M, N, O, T

G1 ERGO SELECT TS



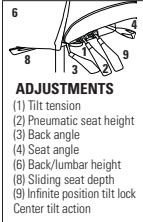
model TS7331-3 H1



model TS7333-3 G5

MECHANISM:

Multi-tilter mechanism (-3)



ADJUSTMENTS

- (1) Tilt tension
- (2) Pneumatic seat height
- (3) Back angle
- (4) Seat angle
- (6) Back/lumbar height
- (8) Sliding seat depth
- (9) Infinite position tilt lock
Center tilt action

Ergonomic features:

A, B, C, D, E, F, G, H, M, N, Q, R, S, U

STANDARD FEATURES

- TS models are available within the standard G1 Ergo Select series. TS stands for "three shift" and each TS model is rated for 24/7 applications as well as weight rated up to 350 lbs.
- Models feature a heavy duty multi-tilter mechanism, cylinder and molded heavy duty seat foam.
- Standard with pneumatic seat height, forward and rearward seat tilt with infinite lock, free floating back angle control, tilt tension control and side activated sliding seat depth.
- Available in three back heights and two seat sizes (standard or generous).
- Stitch detail on edges of seat and back is discrete, using matched thread as standard.
- Standard with height and width adjustable (G5) arms with sliding armcaps. Armcaps also articulate inwards and outwards to aim toward the keyboard or mouse area.
- Five prong, injection molded, fiberglass reinforced nylon Black base with (C82) dual wheel carpet casters.
- G1 Ergo Select is fully compliant with latest BIFMA G1, GSA and CGSB specifications.
- For 24 hour applications, Global's Limited Lifetime Warranty is applicable only on fabrics that are rated for 100,000 double rubs.
- Upholstery options: fabric, vinyl or leather. Vinyl and leather models may feature stitch detail across the seat and/or back cushions, if applicable. Grade 2 and above textiles are recommended for 24/7 applications.

OPTIONAL FEATURES

- Upholstery is available with exaggerated top stitch detail (heavier thread). 14 coordinating or contrasting colors may be selected. Please specify.
- Optional Ergo Select arms are height (4") and width adjustable with sliding armcaps. Armcaps also articulate inwards (25°) and outwards (25°) to aim toward the keyboard or mouse area.

Please add option codes in the following order:

- **Model number**
TS7331 Medium back with arms.
TS7332 High back with arms.
TS7333 Extended high back with arms.
- **Textile**
Specify textile code.
- **Mechanism**
(3) Multi-tilter mechanism.
- **Seat size**
(S) Standard
(G) Generous
- **Arms**
(G5) G5 arms. No upcharge.
(H1) Ergo Select arms. Add \$66.
(H2) Ergo Select arms w/wide armcaps. Add \$106.
- **Base**
(B7) Black nylon B7B base. No upcharge.
(A7) Polished aluminum B7A base. Add \$131.
- **Casters**
(82) C82 dual wheel carpet casters. No upcharge.
(8R) C82R dual wheel hard floor casters. Add \$21.
- **Stitch detail**
(MS) Color matched stitching. Decorative top stitch. No upcharge.

(XP) Black	(XB) Beige
(XG) Copen	(XA) Graphite
(XK) Mahogany	(XJ) Natural
(XH) Navy #3	(XD) New Grey
(XF) Nickel	(XN) Off-White
(XL) Rubytone	(XI) Scarlett
(XC) Smoke	(XE) Taupe

(colors shown on website)

EXAMPLE G1 ERGO SELECT TS ORDER CODE:

TS7332	-WA53	-3	-S	-H1	-B7	-82	-MS
Model #	Textile	Mechanism	Seat size	Arms	Base	Casters	Stitch detail

G1 Ergo Select TS dimensional information: based on measurements with heavy duty multi-tilter mechanism				
	Distance between arms	Standard arm height	Seat depth range	Standard seat height
Standard seat (S) Heavy duty 4" lift (4L) & (H1) arms	16.0" - 21.5" = 5.5" adjustment 406mm - 546mm = 140mm adj.	7.3" - 11.4"	16.5" - 18.75" 419mm - 476mm	17.5" - 21.5"
Generous seat (G) Heavy duty 4" lift (4L) & (H1) arms	17.25" - 22.75" = 5.5" adjustment 438mm - 578mm = 140mm adj.	185mm - 290mm	17.25" - 19.5" 438mm - 495mm	444mm - 546mm

DESCRIPTION	FEATURES	MODEL #	STANDARD TEXTILE GRADES											
			1	2	3	4	5	6	7	8	9	10	11	12



Medium Back
 COM: 1.65 YD | 1.51 M
 Unit weight: 54 LB | 24.5 KG
 Carton weight: 66 LB | 29.94 KG
 Carton volume: 10.5 FT³ | 0.29 MT³

TS7331	1252	1305	1349	1401	1485	1562	1640	1707	1791	1871	1978	2130
---------------	------	------	------	------	------	------	------	------	------	------	------	------

OVERALL DIMENSIONS			SEAT DIMENSIONS			BACK DIMENSIONS	
W	D	H	W	D	H	W	H

IN	24	21.5	42	18.5	15.5-18.5	17.5-21.5	19	22
MM	610	546	1067	470	394-470	445-546	483	559

RTA 2 1 per carton



High Back
 COM: 1.75 YD | 1.6 M
 Unit weight: 56 LB | 25.5 KG
 Carton weight: 68 LB | 30.84 KG
 Carton volume: 10.5 FT³ | 0.29 MT³

TS7332	1278	1334	1381	1436	1525	1607	1689	1761	1850	1934	2048	2209
---------------	------	------	------	------	------	------	------	------	------	------	------	------

OVERALL DIMENSIONS			SEAT DIMENSIONS			BACK DIMENSIONS	
W	D	H	W	D	H	W	H

IN	24.5	23	45.5	19.75	16.5-19.5	17.5-21.5	19	24.5
MM	622	584	1156	502	419-495	445-546	483	622

RTA 2 1 per carton



Extended High Back
 COM: 2 YD | 1.83 M
 Unit weight: 56 LB | 25.5 KG
 Carton weight: 69 LB | 31.3 KG
 Carton volume: 11 FT³ | 0.31 MT³

TS7333	1302	1366	1420	1483	1584	1678	1772	1854	1956	2052	2182	2366
---------------	------	------	------	------	------	------	------	------	------	------	------	------

OVERALL DIMENSIONS			SEAT DIMENSIONS			BACK DIMENSIONS	
W	D	H	W	D	H	W	H

IN	24.5	24	51	19.75	16.5-19.5	17.5-21.5	19	27
MM	622	610	1295	502	419-495	445-546	483	686

RTA 2 1 per carton

OBUSFORME COMFORT XL



model 1251-0

model 1252-8



Optional Memory Foam
See right for details.

STANDARD FEATURES

- ObusForme Comfort XL is a great addition to the ObusForme family and is recommended by chiropractors worldwide.
- Specifically intended for users of above average height and/or weight (not intended for average size users).
- All models provide additional height and/or seat depth, designed to meet the requirements of the large occupant chair (BIFMA X5.11).
- Features an elastomeric back support system that provides impressive comfortable support with no pressure points along the spine, with a compound curved back and seat.
- Standard seat foam is extra thick dual cushion with a soft top layer and a firmly supportive lower layer.
- Height, width and depth adjustable (**G3**) arms with self-skinned urethane (SSU) arm pads. Armcaps articulate inwards 30°.
- Standard with Global's high quality Soft Descent™ pneumatic lift which slowly and gently lowers the seat height of the chair making it easy to obtain the exact seat height you desire.
- Vari-Width (**WA**) width adjustable arm extensions are standard when chair is ordered with adjustable arms. Allows the arms to move away from the seat by 2" on each side to allow space if desired for broader hip widths.
- Side activated sliding seat depth adjustment is standard on all models.
- Vertical back height ratchet adjustment of 5.25" is standard on all models.
- Five prong, injection molded, fiberglass reinforced nylon base (28" in diameter) in Black only with dual wheel carpet casters (**C65**).
- All models are rated for 400 lbs.
- All models ship fully assembled in the box.
- Upholstery options: fabric, vinyl or leather. Vinyl and leather models may feature stitch detail across the seat and/or back cushions, if applicable.

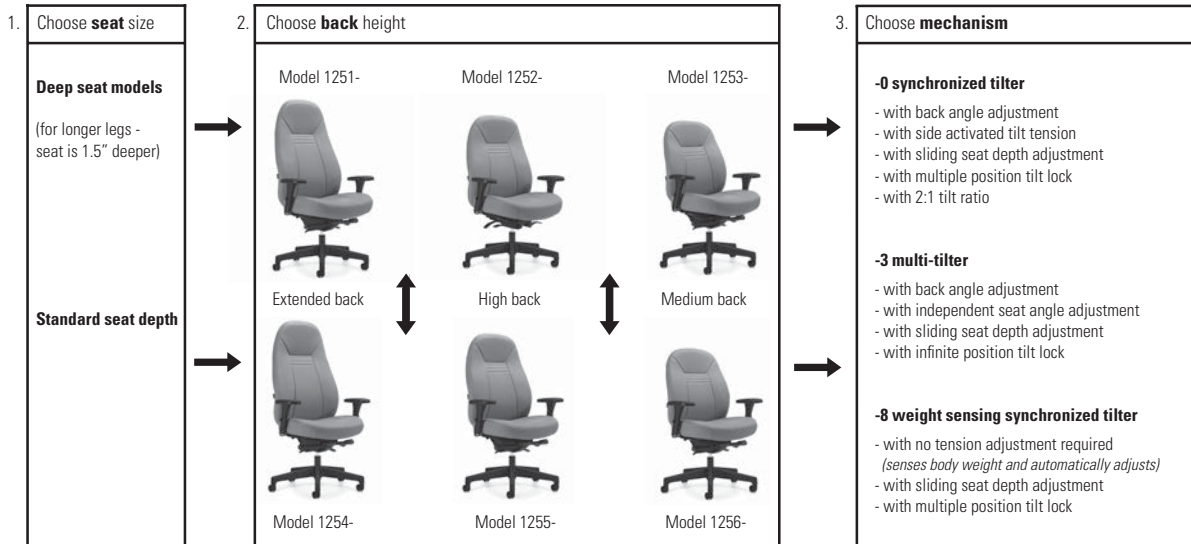
OPTIONAL FEATURES

- For hard surface flooring casters, please specify (**C65R**). Add \$21.

For ObusForme Comfort Heavy Duty TS (three shift) models, please refer to page 338

Big & Tall ObusForme Comfort XL: Product Map

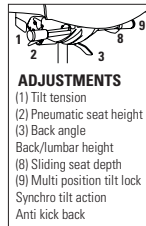
For users of above average height or weight



DESCRIPTION FEATURES MODEL # STANDARD TEXTILE GRADES



Extended Back Synchro-Tilter w/Back Angle Adj.
COM: 2.75 YD | 2.51 M
Unit weight: 58 LB | 26.4 KG
Carton weight: 69 LB | 31.3 KG
Carton volume: 26 FT³ | 0.73 MT³



ADJUSTMENTS
(1) Tilt tension
(2) Pneumatic seat height
(3) Back angle
Back/lumbar height
(8) Sliding seat depth
(9) Multi position tilt lock
Synchro tilt action
Anti kick back

Extra tall/wide back. Wide/deep seat.


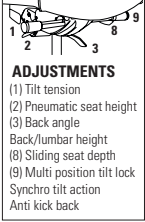

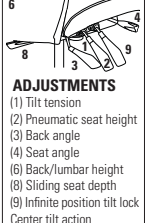

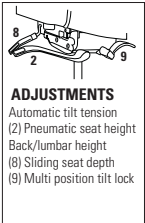

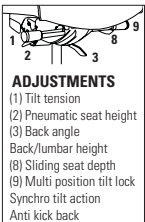

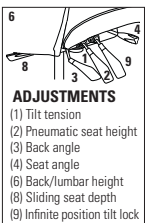
Ergonomic features:
A, B, C, D, E, G, H, L, M, N, Q, R, U

MODEL #	1	2	3	4	5	6	7	8	9	10	11	12
1251-0	1286	1374	1448	1534	1674	1803	1932	2045	2185	2317	2496	2749

	OVERALL DIMENSIONS			SEAT DIMENSIONS			BACK DIMENSIONS	
	W	D	H	W	D	H	W	H
IN	28	26	53	23.5	19-22	17-21	22	31-36.25
MM	711	660	1346	597	483-559	432-533	559	787-921

RTA 00

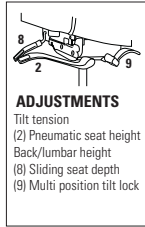
1 per carton

DESCRIPTION	FEATURES	MODEL#	STANDARD TEXTILE GRADES														
			1	2	3	4	5	6	7	8	9	10	11	12			
 <p>Mid Back Synchro-Tilter w/Back Angle Adj. COM: 2.5 YD 2.29 M Unit weight: 52 LB 23.6 KG Carton weight: 63 LB 28.58 KG Carton volume: 22.5 FT³ 0.63 MT³</p>	 <p>ADJUSTMENTS (1) Tilt tension (2) Pneumatic seat height (3) Back angle Back/lumbar height (8) Sliding seat depth (9) Multi position tilt lock Synchro tilt action Anti kick back</p>	<p>Mid/wide back. Wide/deep seat.</p> <p>Ergonomic features: A, B, C, D, E, G, H, L, M, N, Q, R, U</p>	1253-0	1166	1246	1314	1391	1519	1636	1754	1856	1984	2104	2266	2496		
			OVERALL DIMENSIONS			SEAT DIMENSIONS			BACK DIMENSIONS								
			W	D	H	W	D	H	W	H							
			IN 28	26	44.5	23.5	19-22	17-21	22	22-27.25							
MM 711	660	1130	597	483-559	432-533	559	559-692										
			RTA 00	1 per carton													
 <p>Mid Back Multi-Tilter COM: 2.5 YD 2.29 M Unit weight: 54 LB 24.5 KG Carton weight: 65 LB 29.48 KG Carton volume: 22.5 FT³ 0.63 MT³</p>	 <p>ADJUSTMENTS (1) Tilt tension (2) Pneumatic seat height (3) Back angle (4) Seat angle (6) Back/lumbar height (8) Sliding seat depth (9) Infinite position tilt lock Center tilt action</p>	<p>Mid/wide back. Wide/deep seat.</p> <p>Ergonomic features: A, B, C, D, E, F, G, H, M, N, Q, R, S, U</p>	1253-3	1166	1246	1314	1391	1519	1636	1754	1856	1984	2104	2266	2496		
			OVERALL DIMENSIONS			SEAT DIMENSIONS			BACK DIMENSIONS								
			W	D	H	W	D	H	W	H							
			IN 28	26	44.5	23.5	19-22	17-21	22	22-27.25							
MM 711	660	1130	597	483-559	432-533	559	559-692										
			RTA 00	1 per carton													
 <p>Mid Back Weight Sensing Synchro-Tilter COM: 2.5 YD 2.29 M Unit weight: 49 LB 22.3 KG Carton weight: 60 LB 27.22 KG Carton volume: 22.5 FT³ 0.63 MT³</p>	 <p>ADJUSTMENTS Automatic tilt tension (2) Pneumatic seat height Back/lumbar height (8) Sliding seat depth (9) Multi position tilt lock</p>	<p>Mid/wide back. Wide/deep seat.</p> <p>Ergonomic features: A, B, C, D, E, H, L, M, N, Q, R, U</p>	1253-8	1166	1246	1314	1391	1519	1636	1754	1856	1984	2104	2266	2496		
			OVERALL DIMENSIONS			SEAT DIMENSIONS			BACK DIMENSIONS								
			W	D	H	W	D	H	W	H							
			IN 28	26	44.5	23.5	19-22	17-22	22	22-27.25							
MM 711	660	1130	597	483-559	432-559	559	559-692										
			RTA 00	1 per carton													
 <p>Extended Back Synchro-Tilter w/Back Angle Adj. COM: 2.75 YD 2.51 M Unit weight: 57 LB 25.9 KG Carton weight: 68 LB 30.84 KG Carton volume: 26 FT³ 0.73 MT³</p>	 <p>ADJUSTMENTS (1) Tilt tension (2) Pneumatic seat height (3) Back angle Back/lumbar height (8) Sliding seat depth (9) Multi position tilt lock Synchro tilt action Anti kick back</p>	<p>Extra tall/wide back. Wide seat/std depth.</p> <p>Ergonomic features: A, B, C, D, E, G, H, L, M, N, Q, R, U</p>	1254-0	1225	1313	1387	1473	1613	1742	1871	1984	2124	2256	2435	2688		
			OVERALL DIMENSIONS			SEAT DIMENSIONS			BACK DIMENSIONS								
			W	D	H	W	D	H	W	H							
			IN 28	24.5	53	23.5	17-22	17-21	22	31-36.25							
MM 711	622	1346	597	432-559	432-533	559	787-921										
			RTA 00	1 per carton													
 <p>Extended Back Multi-Tilter COM: 2.75 YD 2.51 M Unit weight: 59 LB 26.8 KG Carton weight: 70 LB 31.75 KG Carton volume: 26 FT³ 0.73 MT³</p>	 <p>ADJUSTMENTS (1) Tilt tension (2) Pneumatic seat height (3) Back angle (4) Seat angle (6) Back/lumbar height (8) Sliding seat depth (9) Infinite position tilt lock Center tilt action</p>	<p>Extra tall/wide back. Wide seat/std depth.</p> <p>Ergonomic features: A, B, C, D, E, F, G, H, M, N, Q, R, S, U</p>	1254-3	1225	1313	1387	1473	1613	1742	1871	1984	2124	2256	2435	2688		
			OVERALL DIMENSIONS			SEAT DIMENSIONS			BACK DIMENSIONS								
			W	D	H	W	D	H	W	H							
			IN 28	24.5	53	23.5	17-20	17-21	22	31-36.25							
MM 711	622	1346	597	432-508	432-533	559	787-921										
			RTA 00	1 per carton													

DESCRIPTION	FEATURES	MODEL#	STANDARD TEXTILE GRADES											
-------------	----------	--------	-------------------------	--	--	--	--	--	--	--	--	--	--	--



Extended Back Weight Sensing Synchro-Tilter
 COM: 2.75 YD | 2.51 M
 Unit weight: 54 LB | 24.5 KG
 Carton weight: 65 LB | 29.48 KG
 Carton volume: 26 FT³ | 0.73 MT³



ADJUSTMENTS
 Tilt tension
 (2) Pneumatic seat height
 Back/lumbar height
 (8) Sliding seat depth
 (9) Multi position tilt lock

Extra tall/wide back. Wide seat/std depth.

Ergonomic features:
 A, B, C, D, E, H, L, M, N, Q, R, U

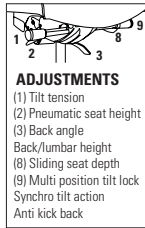
	1	2	3	4	5	6	7	8	9	10	11	12
1254-8	1225	1313	1387	1473	1613	1742	1871	1984	2124	2256	2435	2688

OVERALL DIMENSIONS			SEAT DIMENSIONS			BACK DIMENSIONS	
W	D	H	W	D	H	W	H
IN 28	24.5	53	23.5	17-20	17-22	22	31-36.25
MM 711	622	1346	597	432-508	432-559	559	787-921

RTA 00 1 per carton



High Back Synchro-Tilter w/Back Angle Adj.
 COM: 2.5 YD | 2.29 M
 Unit weight: 54 LB | 24.5 KG
 Carton weight: 65.5 LB | 29.71 KG
 Carton volume: 24.5 FT³ | 0.69 MT³



ADJUSTMENTS
 (1) Tilt tension
 (2) Pneumatic seat height
 (3) Back angle
 Back/lumbar height
 (8) Sliding seat depth
 (9) Multi position tilt lock
 Synchro tilt action
 Anti kick back

High/wide back. Wide seat/std depth.

Ergonomic features:
 A, B, C, D, E, G, H, L, M, N, Q, R, U

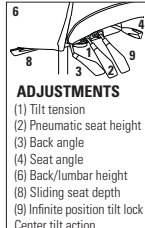
	1	2	3	4	5	6	7	8	9	10	11	12
1255-0	1166	1246	1314	1391	1519	1636	1754	1856	1984	2104	2266	2496

OVERALL DIMENSIONS			SEAT DIMENSIONS			BACK DIMENSIONS	
W	D	H	W	D	H	W	H
IN 28	24.5	48.5	23.5	17-20	17-21	22	26.5-31.75
MM 711	622	1232	597	432-508	432-533	559	673-806

RTA 00 1 per carton



High Back Multi-Tilter
 COM: 2.5 YD | 2.29 M
 Unit weight: 56 LB | 25.5 KG
 Carton weight: 67.5 LB | 30.62 KG
 Carton volume: 24.5 FT³ | 0.69 MT³



ADJUSTMENTS
 (1) Tilt tension
 (2) Pneumatic seat height
 (3) Back angle
 (4) Seat angle
 (6) Back/lumbar height
 (8) Sliding seat depth
 (9) Infinite position tilt lock
 Center tilt action

High/wide back. Wide seat/std depth.

Ergonomic features:
 A, B, C, D, E, F, G, H, M, N, Q, R, S, U

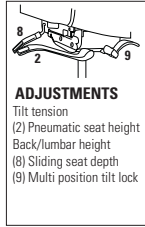
	1	2	3	4	5	6	7	8	9	10	11	12
1255-3	1166	1246	1314	1391	1519	1636	1754	1856	1984	2104	2266	2496

OVERALL DIMENSIONS			SEAT DIMENSIONS			BACK DIMENSIONS	
W	D	H	W	D	H	W	H
IN 28	24.5	48.5	23.5	17-20	17-21	22	26.5-31.75
MM 711	622	1232	597	432-508	432-533	559	673-806

RTA 00 1 per carton



High Back Weight Sensing Synchro-Tilter
 COM: 2.5 YD | 2.29 M
 Unit weight: 51 LB | 23.2 KG
 Carton weight: 62.5 LB | 28.35 KG
 Carton volume: 24.5 FT³ | 0.69 MT³



ADJUSTMENTS
 Tilt tension
 (2) Pneumatic seat height
 Back/lumbar height
 (8) Sliding seat depth
 (9) Multi position tilt lock

High/wide back. Wide seat/std depth.

Ergonomic features:
 A, B, C, D, E, H, L, M, N, Q, R, U

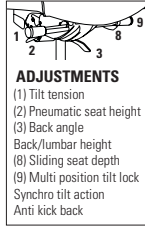
	1	2	3	4	5	6	7	8	9	10	11	12
1255-8	1166	1246	1314	1391	1519	1636	1754	1856	1984	2104	2266	2496

OVERALL DIMENSIONS			SEAT DIMENSIONS			BACK DIMENSIONS	
W	D	H	W	D	H	W	H
IN 28	24.5	48.5	23.5	17-20	17-22	22	26.5-31.75
MM 711	622	1232	597	432-508	432-559	559	673-806

RTA 00 1 per carton



Mid Back Synchro-Tilter w/ Back Angle Adj.
 COM: 2.5 YD | 2.29 M
 Unit weight: 51 LB | 23.2 KG
 Carton weight: 62 LB | 28.12 KG
 Carton volume: 22.5 FT³ | 0.63 MT³



ADJUSTMENTS
 (1) Tilt tension
 (2) Pneumatic seat height
 (3) Back angle
 Back/lumbar height
 (8) Sliding seat depth
 (9) Multi position tilt lock
 Synchro tilt action
 Anti kick back

Mid/wide back. Wide seat/std depth.

Ergonomic features:
 A, B, C, D, E, G, H, L, M, N, Q, R, U

	1	2	3	4	5	6	7	8	9	10	11	12
1256-0	1107	1187	1255	1332	1460	1577	1695	1797	1925	2045	2207	2437

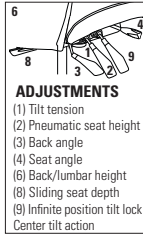
OVERALL DIMENSIONS			SEAT DIMENSIONS			BACK DIMENSIONS	
W	D	H	W	D	H	W	H
IN 28	24.5	44.5	23.5	17-20	17-21	22	22-27.25
MM 711	622	1130	597	432-508	432-533	559	559-692

RTA 00 1 per carton

DESCRIPTION FEATURES MODEL# STANDARD TEXTILE GRADES



Mid Back Multi-Tilter
 COM: 2.5 YD | 2.29 M
 Unit weight: 53 LB | 24.1 KG
 Carton weight: 64 LB | 29.03 KG
 Carton volume: 22.5 FT³ | 0.63 MT³



Mid/wide back. Wide seat/std depth.
 Ergonomic features:
 A, B, C, D, E, F, G, H, M, N, Q, R, S, U

MODEL#	1	2	3	4	5	6	7	8	9	10	11	12
1256-3	1107	1187	1255	1332	1460	1577	1695	1797	1925	2045	2207	2437

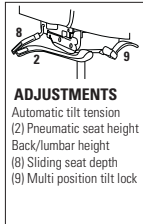
OVERALL DIMENSIONS			SEAT DIMENSIONS			BACK DIMENSIONS	
W	D	H	W	D	H	W	H

IN	28	24.5	44.5	23.5	17-20	17-21	22	22-27.25
MM	711	622	1130	597	432-508	432-533	559	559-692

RTA 00 1 per carton



Mid Back Weight Sensing Synchro-Tilter
 COM: 2.5 YD | 2.29 M
 Unit weight: 48 LB | 21.8 KG
 Carton weight: 59 LB | 26.76 KG
 Carton volume: 22.5 FT³ | 0.63 MT³



Mid/wide back. Wide seat/std depth.
 Ergonomic features:
 A, B, C, D, E, H, L, M, N, Q, R, U

MODEL#	1	2	3	4	5	6	7	8	9	10	11	12
1256-8	1107	1187	1255	1332	1460	1577	1695	1797	1925	2045	2207	2437

OVERALL DIMENSIONS			SEAT DIMENSIONS			BACK DIMENSIONS	
W	D	H	W	D	H	W	H

IN	28	24.5	44.5	23.5	17-20	17-22	22	22-27.25
MM	711	622	1130	597	432-508	432-559	559	559-692

RTA 00 1 per carton

ROBUST



model 2527



model 2526




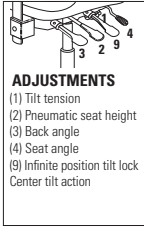

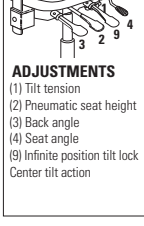
Optional Memory Foam
See right for details.

STANDARD FEATURES

- Heavy duty chair rated for multi-shift users up to 500 lbs.
- Standard with a six prong, oval tubular steel base (32" in diameter) in Black only.
- Standard with a solid steel loop style arm. The arm is vinyl dipped to be warm to the touch and impact absorbent.
- Arms are width adjustable for an extra 2" on each side, providing additional room and comfort for users.
- Side tension adjustment can be reached from a seated position.
- Standard with Ultracell high density, highly resilient foam on seat and back.
- Large diameter 3" Black casters provide easier mobility. Casters are suitable for hard surface flooring or carpet.
- For 24 hour application, Global's Limited Lifetime Warranty is applicable only on fabrics that are rated for 100,000 double rubs.
- Upholstery options: fabric only.
Robust has a two-tone fabric combination; chosen fabric + Black trim.

OPTIONAL FEATURES


- There are no caster or arm options for this series.
- Optional abrasion resistant outer back fabric (polyester) is available. Resistant to impact damage. Available in Black only. Please specify **(BKB)**. Add \$9.

DESCRIPTION	FEATURES	MODEL #	STANDARD TEXTILE GRADES													
			1	2	3	4	5	6	7	8	9	10	11	12		
 <p>HB Heavy Duty Multi-Tilter w/Headrest COM: 3.25 YD 2.97 M Unit weight: 92 LB 41.8 KG Carton weight: 118 LB 53.52 KG Carton volume: 33.5 FT³ 0.94 MT³</p>	 <p>ADJUSTMENTS (1) Tilt tension (2) Pneumatic seat height (3) Back angle (4) Seat angle (9) Infinite position tilt lock Center tilt action</p> <p>Ergonomic features: A, B, C, F, G, M, N, Q, S</p>	2526	-	2198	2286	2387	2552	2705	2858	2991	3157	3313	3524	3823		
		OVERALL DIMENSIONS			SEAT DIMENSIONS			BACK DIMENSIONS								
		W	D	H	W	D	H	W	H							
		IN 29 MM 737	27.5 699	50.5 1283	25.5 648	20 508	16.5-20.5 419-521	22 559	30 762							
		RTA 00	1 per carton													
 <p>MB Heavy Duty Multi-Tilter COM: 3 YD 2.74 M Unit weight: 90 LB 40.9 KG Carton weight: 114 LB 51.71 KG Carton volume: 29.5 FT³ 0.83 MT³</p>	 <p>ADJUSTMENTS (1) Tilt tension (2) Pneumatic seat height (3) Back angle (4) Seat angle (9) Infinite position tilt lock Center tilt action</p> <p>Ergonomic features: A, B, C, F, G, M, N, Q, S</p>	2527	-	2036	2117	2210	2363	2504	2645	2768	2921	3065	3260	3536		
		OVERALL DIMENSIONS			SEAT DIMENSIONS			BACK DIMENSIONS								
		W	D	H	W	D	H	W	H							
		IN 29 MM 737	26.5 673	42.5 1080	25.5 648	20 508	16.5-20.5 419-521	22 559	24 610							
		RTA 00	1 per carton													

SAXON



model 2512-3



Arm Feature


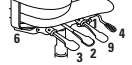


Arms are designed to flip up and down to accommodate people wearing equipment belts.

STANDARD FEATURES

- Rated for multi-shift use by persons up to 350 lbs.
- Standard with a dual cushion Ultracell foam seat and heavily padded back for exceptional comfort.
- Abrasion resistant outer back fabric (polyester) is standard. Resistant to impact damage. Available in Black only.
- Standard with **(VL)** fold up arms. Arms fold up and down to accommodate users who wear equipment belts, such as police officers and 911 operators.
- Standard with ratchet back height adjustment (2.25").
- Side activated sliding seat depth adjustment is standard.
- For 24 hour application, Global's Limited Lifetime Warranty is applicable only on fabrics that are rated for 100,000 double rubs.
- Back support upright is 3" wide for extra strength.
- Five prong, injection molded, fiberglass reinforced nylon Black base with dual wheel carpet casters **(C10)**.
- Upholstery options: fabric and vinyl only. Vinyl models may feature stitch detail across the seat and/or back cushions, if applicable.

OPTIONAL FEATURES

- For hard surface flooring casters, please specify **(C10R)**. Add \$20.
- For additional arm/caster options, please refer to the Arm and Caster section (page 352). *Optional casters may be priced higher than the standard casters for your chair and the difference will be charged. Lower priced optional casters will not be credited.*

DESCRIPTION	FEATURES	MODEL #	STANDARD TEXTILE GRADES																																												
			1	2	3	4	5	6	7	8	9	10	11	12																																	
 <p>HB Heavy Duty Multi-Tilter COM: 2.25 YD 2.06 M Unit weight: 53 LB 24.1 KG Carton weight: 60 LB 27.22 KG Carton volume: 13 FT³ 0.36 MT³</p>	 <p>ADJUSTMENTS (1) Tilt tension (2) Pneumatic seat height (3) Back angle (4) Seat angle (6) Back/lumbar height Sliding seat depth (9) Infinite position tilt lock Center tilt action</p>	2512-3	-	1530	1591	1661	1775	1881	1987	2079	2194	2302	2448	2655																																	
		<table border="1"> <thead> <tr> <th colspan="3">OVERALL DIMENSIONS</th> <th colspan="3">SEAT DIMENSIONS</th> <th colspan="3">BACK DIMENSIONS</th> </tr> <tr> <th>W</th> <th>D</th> <th>H</th> <th>W</th> <th>D</th> <th>H</th> <th>W</th> <th colspan="2">H</th> </tr> </thead> <tbody> <tr> <td>IN 27.5</td> <td>25</td> <td>39.5</td> <td>22.5</td> <td>19-21.5</td> <td>18-22</td> <td>20</td> <td colspan="2">19.5-22</td> </tr> <tr> <td>MM 699</td> <td>635</td> <td>1003</td> <td>572</td> <td>483-546</td> <td>457-559</td> <td>508</td> <td colspan="2">495-559</td> </tr> </tbody> </table>			OVERALL DIMENSIONS			SEAT DIMENSIONS			BACK DIMENSIONS			W	D	H	W	D	H	W	H		IN 27.5	25	39.5	22.5	19-21.5	18-22	20	19.5-22		MM 699	635	1003	572	483-546	457-559	508	495-559		<table border="1"> <thead> <tr> <th>RTA 2</th> <th>courier</th> <th></th> </tr> </thead> <tbody> <tr> <td></td> <td></td> <td>1 per carton</td> </tr> </tbody> </table>			RTA 2	courier		
OVERALL DIMENSIONS			SEAT DIMENSIONS			BACK DIMENSIONS																																									
W	D	H	W	D	H	W	H																																								
IN 27.5	25	39.5	22.5	19-21.5	18-22	20	19.5-22																																								
MM 699	635	1003	572	483-546	457-559	508	495-559																																								
RTA 2	courier																																														
		1 per carton																																													

Ergonomic features:
A, B, C, D, E, F, G, H, M, N, Q, S

VION TS



model TS6321-3

model TS6331-3

VION FINISHES - TASK SEATING				
Back Frame	Base	SPECIFY CODE	Arm Options	SPECIFY CODE
Black	Black	BLK	Adjustable "T" arm (Black) Adjustable "T" arm, fixed armcap (Black)	AS AF
	Polished aluminum	BAU Add \$131	Adjustable "T" arm (Black, Chrome accent) Adj. "T" arm, fixed armcap (Black, Chrome accent)	AC AD
Shadow	Shadow	SHW Add \$131	Adjustable "T" arm (Shadow) Adjustable "T" arm, fixed armcap (Shadow)	SHA SHF
	Polished aluminum	SAU Add \$131	Adjustable "T" arm (Shadow, Chrome accent) Adj. "T" arm, fixed armcap (Shadow, Chrome accent)	FC CF
Fog	Fog	FOG Add \$131	Adjustable "T" arm (Fog) Adjustable "T" arm, fixed armcap (Fog) Adjustable "T" arm (Fog, Chrome accent) Adj. "T" arm, fixed armcap (Fog, Chrome accent)	FA FF FC CF
	Polished aluminum	FAU Add \$131	Fixed "C" arm (Black) Fixed "C" arm (Shadow) Fixed "C" arm (Fog) Fixed "C" arm (polished aluminum)	C SHC CC CA Add \$111


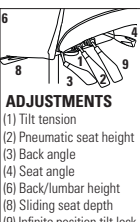


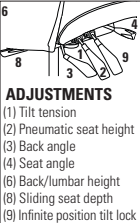

* All arms have Black SSU armcaps.

STANDARD FEATURES

- TS models are available within the standard Vion series. TS stands for "three shift" and each of the TS models are rated for 24/7 applications as well as weight rated up to 350 lbs.
- Multi-tilter models feature a heavy duty mechanism.
- Multi-tilters are standard with pneumatic seat height. Forward and rearward seat tilt with infinite lock and free floating back angle control. Tilt tension control.
- Side activated sliding seat depth adjustment is standard on multi-tilters.
- Heavy duty stools are standard with fixed back, seat depth and pneumatic seat height adjustments. Swivels are standard with adjustable Chrome footrest.
- All models are standard with either Ultracell or molded heavy duty seat foam.
- All models have a heavy duty 3" wide back upright.
- Five prong, injection molded, fiberglass reinforced nylon Governor base (B7) with dual wheel carpet casters (C1).
- Standard with height and width adjustable T-arms with sliding armcaps.
- Mesh back models are available in ten standard Vion Mesh colors: Aqua (MS75), Black (MS69), Black Cherry (MS76), Blue (MS72), Dust (MS77), Ivory (MS78), Natural (MS74), Paprika (MS79), Rope (MS73) and Stone (MS71).
- For 24 hour applications, Global's Limited Lifetime Warranty is applicable only on fabrics that are rated for 100,000 double rubs.
- Upholstery options: fabric, vinyl or leather. Vinyl and leather models may feature stitch detail across the seat and/or back cushions, if applicable. Grade 2 and above textiles are recommended for 24/7 applications.
- Upholstered back models feature Black fabric (Jenny JN02) on the back side.

OPTIONAL FEATURES

- Vion back frames, arms and bases are available in three colors: Black, Shadow and Fog. See Vion finishes chart for options and upcharges. Armcaps are always Black.
- Mesh back models are also available in ten Dimension Mesh colors: Berry (DBE), Black (DBK), Chalk (DCL), Charcoal (DCH), Citrus (DCT), Cobalt (DCO), Fog (DST), Pool Blue (DPB), Sand (DSD), Shadow (DGM). Add \$25.
- Upholstered back models offer a Matching Outer (MO) upholstery option. Due to the additional material needed, these models are listed separately and are priced differently than the standard upholstered back models.
- Optional lumbar pad can be added at time of order, please specify (LS). Add \$17. Lumbar pad can also be ordered after sale as a kit, specify model 6339, add \$32. The lumbar pad is adjustable up to 3".
- Seat available in memory foam, please specify (MF). Add \$106.
- Petite seat models (2" shorter and 2" narrower than the standard size seat) are available. Please specify by adding (P) to the model code. No upcharge.
- For hard surface flooring casters, please specify (C9R). Add \$21.

DESCRIPTION	FEATURES	MODEL #	STANDARD TEXTILE GRADES														
			1	2	3	4	5	6	7	8	9	10	11	12			
 <p>HB Heavy Duty Multi-Tilter - Mesh Back COM: 1 YD 0.91 M Unit weight: 50 LB 22.7 KG Carton weight: 62 LB 28.12 KG Carton volume: 10.5 FT³ 0.29 MT³</p>	 <p>ADJUSTMENTS (1) Tilt tension (2) Pneumatic seat height (3) Back angle (4) Seat angle (6) Back/lumbar height (8) Sliding seat depth (9) Infinite position tilt lock</p>	<p>RTA 2  1 per carton</p>	1288	1320	1347	1378	1429	1476	1523	1564	1615	1663	1728	1820			
			OVERALL DIMENSIONS			SEAT DIMENSIONS			BACK DIMENSIONS								
			IN	25.5	24	41	20	17-19.5	17.5-21.5	18.5	23						
MM	648	610	1041	508	432-495	445-546	470	584									
 <p>Vion TS</p> <p>MB Heavy Duty Multi-Tilter - Mesh Back COM: 1 YD 0.91 M Unit weight: 48 LB 21.8 KG Carton weight: 60 LB 27.22 KG Carton volume: 10.5 FT³ 0.29 MT³</p>	 <p>ADJUSTMENTS (1) Tilt tension (2) Pneumatic seat height (3) Back angle (4) Seat angle (6) Back/lumbar height (8) Sliding seat depth (9) Infinite position tilt lock</p>	<p>RTA 2  1 per carton</p>	1230	1262	1289	1320	1371	1418	1465	1506	1557	1605	1670	1762			
			OVERALL DIMENSIONS			SEAT DIMENSIONS			BACK DIMENSIONS								
			IN	25.5	24	39	20	17-19.5	17.5-21.5	18.5	21						
MM	648	610	991	508	432-495	445-546	470	533									

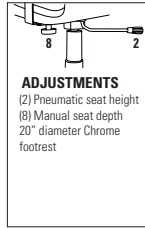
DESCRIPTION	FEATURES	MODEL#	STANDARD TEXTILE GRADES											
-------------	----------	--------	-------------------------	--	--	--	--	--	--	--	--	--	--	--



Vion S

MB Heavy Duty Stool - Mesh Back

COM: 1 YD | 0.91 M
 Unit weight: 38 LB | 17.3 KG
 Carton weight: 50 LB | 22.68 KG
 Carton volume: 10.5 FT³ | 0.29 MT³



Ergonomic features:
 C, E, H, M, N, Q, U

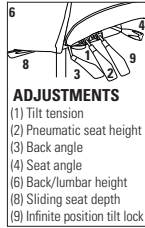
	1	2	3	4	5	6	7	8	9	10	11	12
S6328-6	1148	1180	1207	1238	1289	1336	1383	1424	1475	1523	1588	1680
OVERALL DIMENSIONS			SEAT DIMENSIONS			BACK DIMENSIONS						
W	D	H	W	D	H	W	H					
IN 25.5	24	48	20	17.5	23.5-33.5	18.5	21					
MM 648	610	1219	508	445	597-851	470	533					
RTA 2		1 per carton										



Vion TS

HB Heavy Duty Multi-Tilter - Upholstered Back

COM: 1.25 YD | 1.14 M
 Unit weight: 51 LB | 23.2 KG
 Carton weight: 63 LB | 28.58 KG
 Carton volume: 10.5 FT³ | 0.29 MT³



Ergonomic features:
 A, B, C, E, F, G, H, M, N, Q, U, S

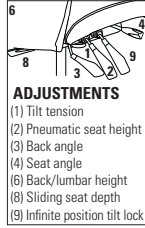
	1	2	3	4	5	6	7	8	9	10	11	12
TS6331-3	1288	1328	1362	1401	1464	1523	1582	1633	1697	1757	1838	1953
TS6331-3MO	1346	1410	1464	1526	1628	1722	1816	1898	2000	2096	2226	2410
OVERALL DIMENSIONS			SEAT DIMENSIONS			BACK DIMENSIONS						
W	D	H	W	D	H	W	H					
IN 25.5	24	41	20	17-19.5	17.5-21.5	18.5	23					
MM 648	610	1041	508	432-495	445-546	470	584					
RTA 2		1 per carton										



Vion TS

MB Heavy Duty Multi-Tilter - Upholstered Back

COM: 1.25 YD | 1.14 M
 Unit weight: 49 LB | 22.3 KG
 Carton weight: 61 LB | 27.67 KG
 Carton volume: 10.5 FT³ | 0.29 MT³



Ergonomic features:
 A, B, C, E, F, G, H, M, N, Q, U, S

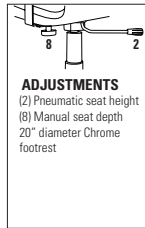
	1	2	3	4	5	6	7	8	9	10	11	12
TS6332-3	1230	1270	1304	1343	1406	1465	1524	1575	1639	1699	1780	1895
TS6332-3MO	1288	1352	1406	1468	1570	1664	1758	1840	1942	2038	2168	2352
OVERALL DIMENSIONS			SEAT DIMENSIONS			BACK DIMENSIONS						
W	D	H	W	D	H	W	H					
IN 25.5	24	39	20	17-19.5	17.5-21.5	18.5	21					
MM 648	610	991	508	432-495	445-546	470	533					
RTA 2		1 per carton										



Vion S

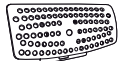
MB Heavy Duty Stool - Upholstered Back

COM: 1.25 YD | 1.14 M
 Unit weight: 39 LB | 17.7 KG
 Carton weight: 51 LB | 23.13 KG
 Carton volume: 10.5 FT³ | 0.29 MT³



Ergonomic features:
 C, E, H, M, N, Q, U

	1	2	3	4	5	6	7	8	9	10	11	12
S6338-6	1148	1188	1222	1261	1324	1383	1442	1493	1557	1617	1698	1813
OVERALL DIMENSIONS			SEAT DIMENSIONS			BACK DIMENSIONS						
W	D	H	W	D	H	W	H					
IN 25.5	24	48	20	17.5	23.5-33.5	18.5	21					
MM 648	610	1219	508	445	597-851	470	533					
RTA 2		1 per carton										




Vion S

Lumbar Pad Kit

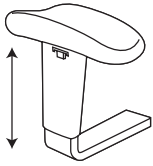
COM: N/A
 Unit weight: 0.5 LB | 0.2 KG
 Carton weight: 1.5 LB | 0.68 KG
 Carton volume: 0.5 FT³ | 0.01 MT³

List price												
6339	32											
OVERALL DIMENSIONS			SEAT DIMENSIONS			BACK DIMENSIONS						
W	D	H	W	D	H	W	H					
IN 10.25	3.5	5.25	-	-	-	-	-					
MM 260	89	133	-	-	-	-	-					
RTA 00		1 per carton										

arm, caster and base options



GLOBAL HAS A WIDE SELECTION OF ARMRESTS TO SUIT ALMOST EVERY WORK TASK. ARMRESTS ARE AN IMPORTANT FEATURE OF A CHAIR – THEY REDUCE STRESS AND TENSION ON THE SPINE, NECK AND SHOULDER MUSCLES BY SUPPORTING THE WEIGHT OF YOUR ARMS. THIS MAKES YOU MORE COMFORTABLE AND ULTIMATELY MORE PRODUCTIVE. HEIGHT, WIDTH AND ANGLE ADJUSTABLE ARMRESTS ENABLE YOU TO POSITION YOUR ARMS AT A COMFORTABLE WORKING POSITION, BASED ON THE TASK AT HAND.



COMFORT TIPS

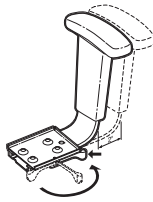
- Wrists should be in a straight or neutral position - avoid bending your wrists.
- When mousing, use whole arm movements instead of flexing your wrist.
- Rest your palm on the mouse pad for support.

HEIGHT ADJUSTABLE ARMS

- A full range of arms is available with armcaps in self-skinned urethane (SSU).
- Use the features available on Global's adjustable arms to accommodate your ergonomic requirements.

THE VARI-WIDTH ARM FEATURES MAXIMUM COMFORT WHILE ENABLING YOU TO MAINTAIN TOP PRODUCTIVITY LEVELS.

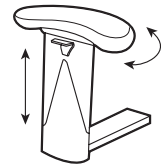
VARI-WIDTH



Easy to use levers enable you to adjust the distance between armrests quickly and simply. An ergonomic feature, Vari-Width maximizes shoulder support as it accommodates the specific width requirements of each user.

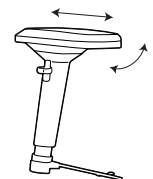
- Metal adapter plates provide width adjustability. One adapter plate is attached under each side of the seat. Arms are inserted into the adapter plates.
- Arms extend outward up to 2" on each side. A lever locks each arm in any position.
- Vari-Width is available only with Global's height adjustable arms. The arm chart (on the following pages) specifies all arm options available for the Vari-Width series. Vari-Width is standard on many chairs; they can also be retroactively installed on chairs.
- When ordering, please specify series, arm and (WA) ie. Yorkdale 2331 (3N) and (WA). When ordering as retrofit, please specify 2280-WA.

ROTATING ARMCAPS



Rotating armcaps articulate inward and/or outward. This positions the arm to support mousing or keyboarding activities. Rotating armcaps can also be used to narrow the space between the arms for slender people seeking arm support while keyboarding.

SLIDING ARMCAPS



Select arms have sliding armcaps. They can slide over top of the seat to narrow the space between the arms for smaller users. Sliding armcaps also slide forward for arm support for larger users or slide to the rear allowing slender users to sit closer to their worksurface.

ARM SELECTIONS

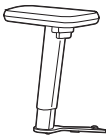

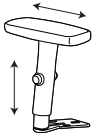
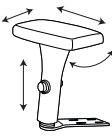
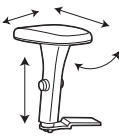
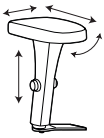
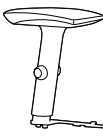
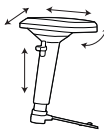

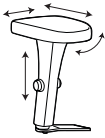
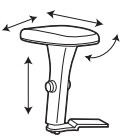
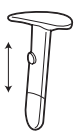
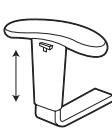
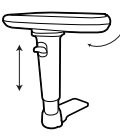
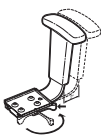

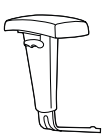
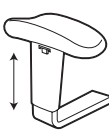


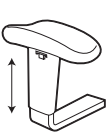


SERIES	STATUS	ARM	DESCRIPTION	UPCHARGE
ASPEN	STD	AS	Height adjustable arm, sliding armcap	-
	OPT	G5	Height adjustable arm, locking sliding/rotating armcap	\$0
AURORA	STD	3P	Height adjustable arm, waterfall edge armcap	-
	OPT	G5	Height adjustable arm, locking sliding/rotating armcap	\$31
	OPT	G6	Low rise height adjustable arm, locking sliding/rotating armcap	\$31
	OPT	T6	Height adjustable arm, sliding/360° rotating armcap	\$101
ECHO	STD	3P	Height adjustable arm, waterfall edge armcap	-
	OPT	C	Nylon fixed height "C" arm, urethane armcap	\$31
	OPT	CA	Aluminum fixed height "C" arm, urethane armcap	\$141
	OPT	G5	Height adjustable arm, locking sliding/rotating armcap	\$31
	OPT	G6	Low rise height adjustable arm, locking sliding/rotating armcap	\$31
	OPT	T6	Height adjustable arm, sliding/360° rotating armcap	\$101
ENTERPRISE	STD	TD	Height adjustable arm, teardrop armcap	-
	OPT	G5	Height adjustable arm, locking sliding/rotating armcap	\$31
	OPT	G6	Low rise height adjustable arm, locking sliding/rotating armcap	\$31
G1 ERGO SELECT	STD	G5	Height adjustable arm, locking sliding/rotating armcap	-
	OPT	G6	Low rise height adjustable arm, locking sliding/rotating armcap	\$0
	OPT	H1	G1 height adjustable arm, sliding/rotating armcap	\$66
	OPT	H2	G1 height adjustable arm, wide sliding/rotating armcap	\$106
	OPT	C	Nylon fixed height "C" arm, urethane armcap	\$0
	OPT	CA	Aluminum fixed height "C" arm, urethane armcap	\$111
	OPT	T6	Height adjustable arm, sliding/360° rotating armcap	\$71
	OPT	T6	Height adjustable arm, sliding/360° rotating armcap	\$71
GRANADA	STD	3N	Height adjustable arm, Luxcurve armcap	-
	OPT	G5	Height adjustable arm, locking sliding/rotating armcap	\$70
	OPT	G6	Low rise height adjustable arm, locking sliding/rotating armcap	\$70
	OPT	T6	Height adjustable arm, sliding/360° rotating armcap	\$140
GRANADA DELUXE	STD	3B	Height adjustable arm, urethane armcap	-
	OPT	G5	Height adjustable arm, locking sliding/rotating armcap	\$31
	OPT	G6	Low rise height adjustable arm, locking sliding/rotating armcap	\$31
	OPT	T6	Height adjustable arm, sliding/360° rotating armcap	\$101
GRAPHIC	STD	G4	Height adjustable arm, sliding armcap	-
	OPT	G5	Height adjustable arm, locking sliding/rotating armcap	\$0
LOOVER	STD	G5	Height adjustable arm, locking sliding/rotating armcap	-
	OPT	G6	Low rise height adjustable arm, locking sliding/rotating armcap	\$0
	OPT	C	Nylon fixed height "C" arm, urethane armcap	\$0
	OPT	CA	Aluminum fixed height "C" arm, urethane armcap	\$111
	OPT	T6	Height adjustable arm, sliding/360° rotating armcap	\$71
MALAGA	STD	TD	Height adjustable arm, teardrop armcap	-
	OPT	G5	Height adjustable arm, locking sliding/rotating armcap	\$31
	OPT	G6	Low rise height adjustable arm, locking sliding/rotating armcap	\$31
	OPT	T6	Height adjustable arm, sliding/360° rotating armcap	\$101
OBUSFORME	STD	G3	Height adjustable arm, sliding/rotating armcap	-
	OPT	G2	Low rise height adjustable arm, sliding/rotating armcap	\$0
	OPT	G5	Height adjustable arm, locking sliding/rotating armcap	\$0
	OPT	G6	Low rise height adjustable arm, locking sliding/rotating armcap	\$0
	OPT	G7	Height adjustable arm, wide sliding/rotating armcap	\$0
	OPT	G8	Low rise height adjustable arm, wide sliding/rotating armcap	\$0
	OPT	T6	Height adjustable arm, sliding/360° rotating armcap	\$71
OBUSFORME COMFORT	STD	G3	Height adjustable arm, sliding/rotating armcap	-
	OPT	G2	Low rise height adjustable arm, sliding/rotating armcap	\$0
	OPT	G5	Height adjustable arm, locking sliding/rotating armcap	\$0
	OPT	G6	Low rise height adjustable arm, locking sliding/rotating armcap	\$0
	OPT	G7	Height adjustable arm, wide sliding/rotating armcap	\$0
	OPT	G8	Low rise height adjustable arm, wide sliding/rotating armcap	\$0
	OPT	T6	Height adjustable arm, sliding/360° rotating armcap	\$71
OBUSFORME COMFORT XL	STD	G3	Height adjustable arm, sliding/rotating armcap	-
	OPT	G2	Low rise height adjustable arm, sliding/rotating armcap	\$0
	OPT	G5	Height adjustable arm, locking sliding/rotating armcap	\$0
	OPT	G6	Low rise height adjustable arm, locking sliding/rotating armcap	\$0
	OPT	G7	Height adjustable arm, wide sliding/rotating armcap	\$0
	OPT	G8	Low rise height adjustable arm, wide sliding/rotating armcap	\$0
	OPT	T6	Height adjustable arm, sliding/360° rotating armcap	\$71

SERIES	STATUS	ARM	DESCRIPTION	UPCHARGE
SAXON	STD	VL	Swing away height adjustable arm, urethane armcap	-
	OPT	G5	Height adjustable arm, locking sliding/rotating armcap	\$0
	OPT	G6	Low rise height adjustable arm, locking sliding/rotating armcap	\$0
SCORE	STD	3M	Height adjustable arm, concave oval armcap	-
	OPT	G5	Height adjustable arm, locking sliding/rotating armcap	\$31
	OPT	G6	Low rise height adjustable arm, locking sliding/rotating armcap	\$31
	OPT	WA	Width adjustable arm extensions	\$84
SPRITZ	STD	G4	Height adjustable arm, sliding armcap	-
	OPT	C	Nylon fixed height "C" arm, urethane armcap	\$0
	OPT	CA	Aluminum fixed height "C" arm, urethane armcap	\$111
	OPT	G5	Height adjustable arm, locking sliding/rotating armcap	\$0
	OPT	G6	Low rise height adjustable arm, locking sliding/rotating armcap	\$0
	OPT	T6	Height adjustable arm, sliding/360° rotating armcap	\$71
	OPT	WA	Width adjustable arm extensions	\$84
SUPRA-X	STD	SC	Height adjustable arm, oval armcap	-
	OPT	G5	Height adjustable arm, locking sliding/rotating armcap	\$31
	OPT	G6	Low rise height adjustable arm, locking sliding/rotating armcap	\$31
SYNOPSIS	STD	3B	Height adjustable arm, urethane armcap	-
	OPT	G5	Height adjustable arm, locking sliding/rotating armcap	\$31
	OPT	G6	Low rise height adjustable arm, locking sliding/rotating armcap	\$31
	OPT	T6	Height adjustable arm, sliding/360° rotating armcap	\$101
TRITEK ERGO SELECT (GENEROUS SEAT)	STD	G3	Height adjustable arm, sliding/rotating armcap	-
	OPT	G2	Low rise height adjustable arm, sliding/rotating armcap	\$0
	OPT	G5	Height adjustable arm, locking sliding/rotating armcap	\$0
	OPT	G6	Low rise height adjustable arm, locking sliding/rotating armcap	\$0
	OPT	G7	Height adjustable arm, wide sliding/rotating armcap	\$0
	OPT	G8	Low rise height adjustable arm, wide sliding/rotating armcap	\$0
	OPT	T6	Height adjustable arm, sliding/360° rotating armcap	\$71
TRITEK ERGO SELECT (STANDARD/PETITE SEAT)	STD	G2	Low rise height adjustable arm, sliding/rotating armcap	-
	OPT	G3	Height adjustable arm, sliding/rotating armcap	\$0
	OPT	G5	Height adjustable arm, locking sliding/rotating armcap	\$0
	OPT	G6	Low rise height adjustable arm, locking sliding/rotating armcap	\$0
	OPT	G7	Height adjustable arm, wide sliding/rotating armcap	\$0
	OPT	G8	Low rise height adjustable arm, wide sliding/rotating armcap	\$0
TRIUMPH	STD	G1	Height adjustable arm, sliding/rotating armcap	-
	OPT	G5	Height adjustable arm, locking sliding/rotating armcap	\$0
	FUTURE STD	G4	Height adjustable arm, sliding armcap	-
TRUFORM	STD	SC	Height adjustable arm, oval armcap	-
	OPT	C	Nylon fixed height "C" arm, urethane armcap	\$31
	OPT	CA	Aluminum fixed height "C" arm, urethane armcap	\$141
	OPT	G5	Height adjustable arm, locking sliding/rotating armcap	\$31
	OPT	G6	Low rise height adjustable arm, locking sliding/rotating armcap	\$31
	OPT	T6	Height adjustable arm, sliding/360° rotating armcap	\$101
TYE	STD	3N	Height adjustable arm, Luxcurve armcap	-
	OPT	G5	Height adjustable arm, locking sliding/rotating armcap	\$70
	OPT	G6	Low rise height adjustable arm, locking sliding/rotating armcap	\$70
	OPT	WA	Width adjustable arm extensions	\$84
VION	STD	AS	Height adjustable arm, sliding armcap (Chrome: AC / Fog: FA, FC)	-
	OPT	AF	Height adjustable arm, fixed armcap (Chrome: AD / Fog: FF, CF)	\$0
	OPT	C	Nylon fixed height "C" arm, urethane armcap (Fog: CC)	\$0
	OPT	CA	Aluminum fixed height "C" arm, urethane armcap	\$111
	OPT	G5	Height adjustable arm, locking sliding/rotating armcap	\$0
	OPT	G6	Low rise height adjustable arm, locking sliding/rotating armcap	\$0
	OPT	T6	Height adjustable arm, sliding/360° rotating armcap	\$72
YORKDALE	STD	3N	Height adjustable arm, Luxcurve armcap	-
	OPT	G5	Height adjustable arm, locking sliding/rotating armcap	\$70
	OPT	G6	Low rise height adjustable arm, locking sliding/rotating armcap	\$70







ARM SELECTIONS

OPTIONAL ARMS

Purchased separately from the chair. Cost listed below arm descriptions. Refer to chart for series compatibility.

 <p>AS Height adjustable T-arm. Self-skinned urethane (SSU) armcap slides forward & backward. For non-sliding armcap, specify (AF). \$189</p>	 <p>C Black nylon fixed "C" arm with self-skinned urethane (SSU) armcap. \$189 For polished aluminum version of C arm, specify (CA). \$300</p>	 <p>GL Height adjustable T-arm. Self-skinned urethane (SSU) armcap slides forward & backward. \$189</p>	 <p>G1 Height and width adjustable T-arm. Rectilinear self-skinned urethane (SSU) armcap slides forward & backward, side-to-side, rotates inward. \$189</p>	 <p>G2 Special low rise version of G3 arm, positions 1" lower but retains all G3 functions. \$189</p>
 <p>G3 Height and width adjustable T-arm. Curved self-skinned urethane (SSU) armcap slides forward & backward, side-to-side, rotates inward. \$189</p>	 <p>G4 Height adjustable T-arm. Self-skinned urethane (SSU) armcap slides forward & backward. \$189</p>	 <p>G5 Lockable, height and width adjustable T-arm. Self-skinned urethane (SSU) armcap slides forward & backward, side-to-side, rotates inward & outward. \$189</p>	 <p>G6 Special low rise version of G5 arm, positions 1" lower but retains all G5 functions. \$189</p>	 <p>G7 Special wide version of G3 arm, retains all G3 functions. \$189</p>
 <p>G8 Special low rise version of G7 arm, positions 1" lower but retains all G7 functions. \$189</p>	 <p>SC Height adjustable forward swept arm. Oval soft touch self-skinned urethane (SSU) armcap. \$158</p>	 <p>TD Height adjustable T-arm. Teardrop shaped, soft touch self-skinned urethane (SSU) armcap. \$158</p>	 <p>T6 Height adjustable T-arm. Self-skinned urethane (SSU) armcap slides forward & backward, rotates 360°. 4" adjustment, highest position sits higher than standard arms. \$260</p>	 <p>WA Vari-Width metal adapter plate. Permits arms to extend outward up to 2" each side. Lever locks arm in position. \$84</p>
 <p>ZT Swing away/folding, height adjustable T-arm. Teardrop shaped, soft touch self-skinned urethane (SSU) armcap. \$210</p>	 <p>3B Height adjustable T-arm. Soft touch self-skinned urethane (SSU) armcap. \$158</p>	 <p>3M Height adjustable T-arm. Concave oval, soft touch self-skinned urethane (SSU) armcap. \$158</p>	 <p>3N Height adjustable T-arm. Luxcurve soft touch self-skinned urethane (SSU) armcap. \$119</p>	 <p>3P Height adjustable T-arm. Waterfall edge, soft touch self-skinned urethane (SSU) armcap. \$158</p>
 <p>3R Height adjustable T-arm. Concave oval, hard durometer self-skinned urethane (SSU) armcap. For abusive environments. \$158</p>	 <p>4415R Right hand tablet arm. Notepad sized 10.5" w x 21" l. Hinges up and folds to side. Black upright and tablet. For left hand, specify 4415L. \$308</p>	 <p>4425R Right hand tablet arm. Notepad sized 16" w x 21" l. Hinges up and folds to side. Black upright and tablet. For left hand, specify 4425L. \$377</p>		






CASTER SELECTIONS

	MODEL #	DESCRIPTION	COLOR	FLOORING	QUANTITY	LIST PRICE
	C1SET	Universal carpet caster 2" dual wheel caster, hooded, no collar. Available on all bases.	Black	carpet	set of 5	\$75
	C7SET	Slipper glide Allows base to remain at caster height. Available on all bases.	Black	any surface	set of 5	\$75
	C9RSET	Universal hard floor caster 2.5" dual wheel caster, hooded, no collar. Available on all bases.	Black Grey urethane treads	vinyl, marble, hardwood	set of 5	\$96
	C10SET	Integrated carpet caster 2" dual wheel caster, hooded, large collar. Available on Auburn, Concorde, Kate, Malaga and Saxon bases only.	Black	carpet	set of 5	\$84
	C10RSET	Integrated hard floor caster 2" dual wheel caster, hooded, large collar Available on Auburn, Concorde, Kate, Malaga and Saxon bases only.	Black Grey urethane treads	vinyl, marble, hardwood	set of 5	\$104
	C14RSET	Automatically locking caster 2" dual wheel caster, steel hood, no collar. Brake activated while seated. Available on all bases.	Black	any surface	set of 5	\$314
	C65SET	Integrated carpet caster 2" dual wheel caster, hooded, standard collar. Available on all bases except those with slender ends like (B5) and Governor (B7) .	Black	carpet	set of 5	\$75
	C65RSET	Integrated hard floor caster 2" dual wheel caster, hooded, standard collar. Available on all bases except those with slender ends like (B5) and Governor (B7) .	Black Grey urethane treads	vinyl, marble, hardwood	set of 5	\$96
	C66RSET	Dual wheel roll resistant caster 2" dual wheel caster, steel hood, standard collar. Roll resistance activated when not in use. Available on all bases except those with slender ends like (B5) and Governor (B7) .	Black	any surface	set of 5	\$141
	C82SET	Large carpet caster 2.5" dual wheel caster, no hood no collar. Available on all bases.	Black	carpet	set of 5	\$75

CASTER NOTES:

- The casters shown above are sold in sets for replacement purposes. This price list can also be used to calculate the upcharge to change casters at time of ordering a chair. Optional casters may be priced higher than the standard casters for your chair and the difference will be charged. Lower priced casters will not be credited.
- All casters are not appropriate for all flooring surfaces. Please consult with your sales representative or Global Customer Service representative for special situations that can be verified with the caster manufacturer. Alternative casters, if needed, may require an upcharge.

DUET AND POPCORN - GLIDE SELECTIONS

GLIDES	SURFACE	CARPET	VINYL SHEET	LVT	VCT	RUBBER	CORK	HARDWOOD	LAMINATE	CERAMIC TILE, STONE	MARBLE, GRANITE	CONCRETE
NO GLIDE (XG) 		●	NR	NR	NR	●	NR	NR	NR	NR	NR	NR
CLEAR POLYCARBONATE GLIDE (CG) 		●	NR	NR	NR	●	NR	NR	NR	NR	NR	●
STAINLESS STEEL PAD ON POLYCARBONATE GLIDE (SG) 		●	NR	NR	NR	●	NR	NR	NR	NR	NR	NR
FELT PAD ON POLYCARBONATE GLIDE (FG) 		NR	●	●	NR	NR	●	NR	●	NR	NR	NR
RUBBER NO SLIP PAD ON POLYCARBONATE GLIDE (RG) 		NR	●	●	●	NR	NR	●	●	●	●	NR

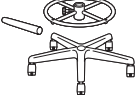

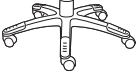



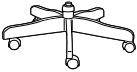
NOTE: The above is only a guideline based on clean and properly finished floors. Glides that are not recommended for use will not be covered by Global's Limited Lifetime Warranty. Site conditions can dramatically affect how appropriate a glide is for any application. Regular inspection of glides is critical to preventing floor damage. See descriptions below.

● = BEST FOR APPLICATION

NR = NOT RECOMMENDED FOR USE







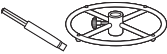



NO GLIDE (XG): The plain Chrome sled based frame slides easily and silently over carpeted surfaces. Note: do not use in damp areas.
CLEAR POLYCARBONATE GLIDE (CG): The polycarbonate glide is easy to move over most flooring. It does not leave marks and it reduces noise on hard surfaces.
STAINLESS STEEL PAD ON POLYCARBONATE GLIDE (SG): The stainless steel bottomed glide slides easily. It is extremely durable, reduces floor contact and noise on hard surfaces.
FELT PAD ON POLYCARBONATE GLIDE (FG): The felt bottomed glide moves silently and smoothly on hard surface flooring. Helps to prevent floor damage.
RUBBER NO SLIP PAD ON POLYCARBONATE GLIDE (RG): The rubber bottomed glide is slip-resistant. It grips flooring, reduces movement, scratching and eliminates noise.

* Glides with felt pads (FG) and rubber pads (RG) are also available on four-legged guest chairs in the following series: Caprice, Comet, Diplomat, Lite, Locust, Sidero, Sonic, Supra, Twilight and Vion. Glide and flooring surface combinations follow the recommendations above.

MODEL #	MODEL NAME	LIST PRICE
 2241	Stool conversion kit Includes extension hub for chair's existing pneumatic cylinder, raises seat height by 8 inches. Height adjustable Chrome footrest (18" diameter). Injection molded base in Black only (26.5" diameter). To ensure stability, this kit is recommended for use with task chairs only.	\$252
 2243	Stool conversion kit Includes 10" pneumatic cylinder. Approximate seat height of 24" to 34". Height adjustable Chrome footrest (18" diameter). Provides footrest travel of 8" to 16" above the floor. Injection molded base in Black only (26.5" diameter). To ensure stability, this kit is recommended for use with task chairs only.	\$286
 B2	Aluminum base with Black end guards Polished aluminum five prong base. Shipped complete with standard (C1) carpet casters. For hard surfaces, please specify (C9R). Add \$21. Replacement cost \$271. Upcharge over Black nylon base \$131.	\$271
 B4M	Oval wood base steel frame Oval style wood-capped steel base. Genuine maple faced veneers and solids. See Seating Finishes - Wood in the Textiles and Finishes section. Please specify. Shipped complete with standard (C1) carpet casters. For hard surfaces, please specify (C9R). Add \$21. Replacement cost \$271. Upcharge over Black nylon base \$131.	\$271
 B5A	Aluminum high spider base Polished aluminum high arch spider base. Shipped complete with standard (C1) carpet casters. For hard surfaces, please specify (C9R). Add \$21. Replacement cost \$271. Upcharge over Black nylon base \$131.	\$271
 B7A	Governor base Polished aluminum medium rise base. Shipped complete with standard (C1) carpet casters. For hard surfaces, please specify (C9R). Add \$21. Replacement cost \$199. Upcharge over Black nylon base \$131.	\$199
 TRADITIONAL BASE	Traditional wood capped base Traditional style wood-capped steel base. Genuine maple faced veneers and solids. See Seating Finishes - Wood in the Textiles and Finishes section. Please specify. Shipped complete with standard (C1) carpet casters. For hard surfaces, please specify (C9R). Add \$21. Replacement cost \$307. Upcharge over Black nylon base \$184.	\$307

Note: Base diameter, trim components and model number may differ for various seating products. Please contact Global Customer Service.

CYLINDER SELECTIONS

	MODEL #	MODEL NAME
	3G	3" cylinder, 360° swivel Soft Descent™ pneumatic lift cylinder with 3 inch travel range. This lift may not be usable on synchro-tilter (-0) and multi-tilter (-3) mechanisms due to operational interference with controls.
	4F	Fixed height 360° swivel spindle #4 Fixed height, swivel only. Seat height is determined by the spindle length which is preset at the factory and cannot be changed.
	4L	4" cylinder, 360° swivel, low rise Soft Descent™ low rise, pneumatic lift cylinder with 4 inch travel range.
	5F	Fixed height 360° swivel spindle #5 Fixed height, swivel only. Seat height is determined by the spindle length which is preset at the factory and cannot be changed.
	5L	5" cylinder, 360° swivel, low rise Soft Descent™ low rise, pneumatic lift cylinder with 5 inch travel range.
	7G	7" cylinder, 360° swivel Soft Descent™ pneumatic lift cylinder with 7 inch travel range. Lift allows most users to sit at both desk and counter heights. Seats may be too tall for shorter users at desk height.
	7R	7" cylinder, 360° swivel with 20" Chrome footrest Soft Descent™ pneumatic lift cylinder with 7 inch travel range and adjustable footrest. Lift allows most users to sit at both desk and counter heights. Seats may be too tall for shorter users at desk height (refer to cylinder chart on page 361).
	SC	Self-centering, height auto-return, 360° swivel cylinder Return-to-center and return-to-height pneumatic height adjust cylinder with 2 inch travel range. Chair swivels back to face the original direction so groups of chairs remain aligned. The seat height may be lowered by occupant. Chair returns to the maximum seat height when user exits the chair.
	SH	Height auto-return, 360° swivel Return-to-height pneumatic height adjust cylinder with 2 inch travel range. The seat height may be lowered by occupant. Chair returns to the maximum seat height when user exits the chair.
	SN	Height auto-return, non-swivel Return-to-height pneumatic height adjust cylinder with 2 inch travel range. The seat height may be lowered by occupant. Chair returns to the maximum seat height when user exits the chair. Lift does not swivel.

CYLINDER NOTES:

- All cylinders are not appropriate for all mechanisms. Please refer to the following chart for compatibility and effect on minimum seat height.
- For cylinder upcharges and replacement costs, please contact Customer Service.

SERIES	CYLINDER	STD	3G	4L	4F	5L	5F	7G	7R	SC	SH	SN
	Mechanism											
ACCORD	-2	4L	NA	STD	NA	+1.5	NA	+1.0	NA	NA	NA	NA
	-4	4G*	NA	NA	+0.5	NA	+1.0	+1.0	NA	+1.5	+1.5	+1.5
ASPEN	-3	4L	-0.75	STD	NA	+1.5	NA	+2.0	NA	NA	NA	NA
G1 ERGO SELECT	-0	4L	NA	STD	NA	+1.5	NA	NA	NA	NA	NA	NA
	-3, -8	4L	-0.75	STD	NA	+1.5	NA	+2.0	NA	NA	NA	NA
G20		5L	-2.25	-1.5	NA	STD	NA	+1.0	NA	NA	NA	NA
GRANADA DELUXE	-2, -3	4L	NA	STD	NA	+1.5	NA	+2.0	NA	NA	NA	NA
	-5	4L	-0.75	STD	NA	+1.5	NA	+2.0	NA	NA	NA	NA
LOOVER	-3	4L	-0.75	STD	NA	+1.5	NA	+2.0	NA	NA	NA	NA
	-4	5L	-2.25	-1.5	NA	STD	+1.0	+1.0	+1.0	+1.75	+1.75	+1.75
	-8	5L	-2.25	-1.5	NA	STD	+1.0	+1.0	+1.0	+2.0	+2.0	+2.0
LURAY	-2	4L	NA	STD	NA	+1.5	NA	NA	NA	NA	NA	NA
	-4	5L	NA	-1.5	+0.5	STD	+1.0	+1.0	NA	+1.5	+1.5	+1.5
MALAGA	-1, -4	5L	-2.25	-1.5	NA	STD	NA	+1.0	NA	NA	NA	NA
	-2, -3	5L	NA	-1.5	NA	STD	NA	+1.0	NA	NA	NA	NA
NOVELLO		5L	-2.25	-1.5	NA	STD	NA	+1.0	NA	NA	NA	NA
OBUSFORME COMFORT	-2, -3	4L	NA	STD	NA	+1.5	NA	+2.0	NA	NA	NA	NA
	-5	4L	-0.75	STD	NA	+1.5	NA	NA	NA	NA	NA	NA
PREFER		4G*	-1.75	-1.25	+0	+0.25	+1.0	+0.75	+0.75	NA	NA	NA
ROMA		4L*	-0.75	STD	NA	+1.5	+2.5	+2.0	NA	+2.0	+2.0	+2.0
SORA	-8	4L	-0.75	STD	NA	+1.5	NA	+2.0	+2.0	NA	NA	NA
SUPRA-X	-1, -4, -5	5L	-2.25	-1.5	NA	STD	NA	+1.0	NA	NA	NA	NA
	-3	5L	NA	-1.5	NA	STD	NA	+1.0	NA	NA	NA	NA
SYNOPSIS	-3	5L	NA	-1.5	NA	STD	NA	+1.0	NA	NA	NA	NA
	-4	5L	-2.25	-1.5	NA	STD	+1.0	+1.0	NA	+2.25	+2.25	+2.25
TRITEK ERGO SELECT - PETITE SEAT	-3	4L	NA	STD	NA	+1.5	NA	+2.0	NA	NA	NA	NA
	-5	4L	-0.5	STD	NA	+1.5	NA	+2.0	NA	NA	NA	NA
- STANDARD SEAT	-3	5L	NA	-1.5	NA	STD	NA	+1.0	NA	NA	NA	NA
	-5	5L	-2.25	-1.5	NA	STD	NA	+1.0	NA	NA	NA	NA
- GENEROUS SEAT	-3	5G	NA	-2.25	NA	-1.0	NA	+2.0	NA	NA	NA	NA
	-5	5G	-2.75	-2.25	NA	-1.0	NA	+2.0	NA	NA	NA	NA
TRIUMPH	-3, -8	4L*	-0.75	STD	NA	+1.5	NA	+2.0	NA	NA	NA	NA
TRUFORM	-0	5L	NA	-1.5	NA	STD	NA	NA	NA	NA	NA	NA
	-1, -3, -4, -5	5L	NA	-1.5	NA	STD	NA	+1.0	NA	NA	NA	NA
	-8	5L	-2.25	-1.5	NA	STD	NA	+1.0	NA	NA	NA	NA
VION	-3	5L	-2.25	-1.5	NA	STD	NA	+1.0	+1.0	+1.75	+1.75	+1.5
	-4	5L	-2.25	-1.5	NA	STD	+1.0	+1.0	+1.0	+1.0	+1.0	+1.5
	-8	5L	-2.25	-1.5	NA	STD	+0.5	+1.0	NA	NA	NA	+1.5

NOTE: CHART VALUES INDICATE CHANGE FROM STANDARD MINIMUM SEAT HEIGHT (IN INCHES).
 3G AND 7G CYLINDERS ARE NOT AVAILABLE FOR USE WITH THE -0 SYNCHRO-TILT MECHANISM.
 CYLINDER OPTIONS DO NOT APPLY TO "HEAVY DUTY/24 HR" OR "SPECIALTY" SECTION PRODUCTS. THEIR WARRANTY RELIES ON THE FEATURES OF THE SPECIFIED STANDARD CYLINDER.

*SPECIAL CYLINDER

specialty



Academic Task363



Industrial Anti-Microbial - 62371




Sidero (children's model)183



Industrial - 50366



Industrial Wipe Down - 64372



ACADEMIC TASK




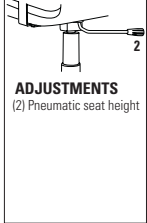


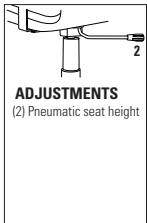


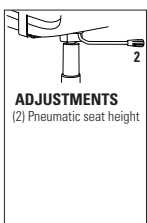


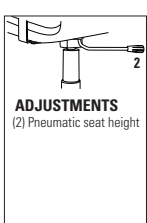

model S2312 Score


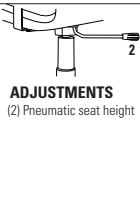

STANDARD FEATURES

- Durable task seating designed to sustain years of use in educational and training room applications.
- The back bar is welded or bolted to the chair mechanism and the backrest is permanently fixed in height and angle.
- Vinyl bumper guards are standard on Granada and Score.
- Standard with height adjustable T-arms with curved urethane armcaps (3N) in Black only.
- Five prong, injection molded, fiberglass reinforced nylon Black spider base with (C65) dual wheel carpet casters.
- Base and frame available in Black only.
- Vari-Width (WA) width adjustable arm extensions are standard on Granada when ordered with adjustable height arms. Allows the arms to move away from the seat by 2" on each side to allow space if desired for broader hip widths.

OPTIONAL FEATURES

- For hard surface flooring casters, please specify (C65R). Add \$21.
- Seat available in memory foam, please specify (MF). Add \$106.
- Vari-Width (WA) width adjustable arm extensions are available when chair is ordered with adjustable arms. Allows the arms to move away from the seat by 2" on each side to allow space if desired for broader hip widths. Add \$84.
- For additional arm/caster options, please refer to the Arm and Caster section (page 352). *Optional casters may be priced higher than the standard casters for your chair and the difference will be charged. Lower priced optional casters will not be credited.*

DESCRIPTION	FEATURES	MODEL #	STANDARD TEXTILE GRADES											
 <p>Granada</p> <p>LB Task Chair Armless/Plain Back COM: 1.5 YD 1.37 M Unit weight: 30 LB 13.6 KG Carton weight: 34 LB 15.42 KG Carton volume: 9.75 FT³ 0.27 MT³</p>	 <p>ADJUSTMENTS (2) Pneumatic seat height</p> <p>Ergonomic features: C, M, N</p>	<p>S3254</p>	1	2	3	4	5	6	7	8	9	10	11	12
			608	656	697	743	820	890	961	1022	1099	1171	1268	1406
			<p>OVERALL DIMENSIONS</p> <p>W D H</p>			<p>SEAT DIMENSIONS</p> <p>W D H</p>			<p>BACK DIMENSIONS</p> <p>W H</p>					
<p>IN 20.5 24.5 38 20.5 18.5 16.5-21.5 19 18.5</p> <p>MM 521 622 965 521 470 419-546 483 470</p>			<p>RTA 1  1 per carton</p>											
 <p>Score</p> <p>LB Stool - Task COM: 1.25 YD 1.14 M Unit weight: 35 LB 15.9 KG Carton weight: 38 LB 17.24 KG Carton volume: 9.75 FT³ 0.27 MT³</p>	 <p>ADJUSTMENTS (2) Pneumatic seat height</p> <p>Ergonomic features: C, H, M, N</p>	<p>S2303</p>	1	2	3	4	5	6	7	8	9	10	11	12
			568	608	642	681	744	803	862	913	977	1037	1118	1233
			<p>OVERALL DIMENSIONS</p> <p>W D H</p>			<p>SEAT DIMENSIONS</p> <p>W D H</p>			<p>BACK DIMENSIONS</p> <p>W H</p>					
<p>IN 24 23.5 43 20 17.5 23-33 18 17</p> <p>MM 610 597 1092 508 445 584-838 457 432</p>			<p>RTA 1  1 per carton</p>											
 <p>Score</p> <p>LB Stool - Task Armless COM: 1.25 YD 1.14 M Unit weight: 30 LB 13.6 KG Carton weight: 33 LB 14.97 KG Carton volume: 9.75 FT³ 0.27 MT³</p>	 <p>ADJUSTMENTS (2) Pneumatic seat height</p> <p>Ergonomic features: C, M, N</p>	<p>S2304</p>	1	2	3	4	5	6	7	8	9	10	11	12
			496	536	570	609	672	731	790	841	905	965	1046	1161
			<p>OVERALL DIMENSIONS</p> <p>W D H</p>			<p>SEAT DIMENSIONS</p> <p>W D H</p>			<p>BACK DIMENSIONS</p> <p>W H</p>					
<p>IN 20 23.5 43 20 17.5 23-33 18 17</p> <p>MM 508 597 1092 508 445 584-838 457 432</p>			<p>RTA 1  1 per carton</p>											
 <p>Score</p> <p>LB Task Armless COM: 1.25 YD 1.14 M Unit weight: 24 LB 10.9 KG Carton weight: 31 LB 14.06 KG Carton volume: 10.75 FT³ 0.3 MT³</p>	 <p>ADJUSTMENTS (2) Pneumatic seat height</p> <p>Ergonomic features: C, M, N</p>	<p>S2312</p>	1	2	3	4	5	6	7	8	9	10	11	12
			394	434	468	507	570	629	688	739	803	863	944	1059
			<p>OVERALL DIMENSIONS</p> <p>W D H</p>			<p>SEAT DIMENSIONS</p> <p>W D H</p>			<p>BACK DIMENSIONS</p> <p>W H</p>					
<p>IN 20 23.5 35.5 20 17.5 16-21 18 17</p> <p>MM 508 597 902 508 445 406-533 457 432</p>			<p>RTA 1  1 per carton</p>											

DESCRIPTION	FEATURES	MODEL#	STANDARD TEXTILE GRADES											
			1	2	3	4	5	6	7	8	9	10	11	12
 <p>Score</p> <p>LB Task COM: 1.25 YD 1.14 M Unit weight: 30 LB 13.6 KG Carton weight: 37 LB 16.78 KG Carton volume: 10.75 FT³ 0.3 MT³</p>	 <p>ADJUSTMENTS (2) Pneumatic seat height</p> <p>Ergonomic features: C, H, M, N</p>	S2314	471	511	545	584	647	706	765	816	880	940	1021	1136
			OVERALL DIMENSIONS			SEAT DIMENSIONS			BACK DIMENSIONS					
			W	D	H	W	D	H	W	H				
			IN 24	23.5	35.5	20	17.5	16-21	18	17				
			MM 610	597	902	508	445	406-533	457	432				
		RTA 1		1 per carton										

EXPLANATION OF VARIOUS INDUSTRIAL APPLICATIONS

This section presents only some of the possibilities that are available. Please contact your sales representative for additional information.



INDUSTRIAL - 50

Designed for heavier duty intensive environments such as factories, assembly lines and dispatch offices. Seating features durable components including: heavy gauge steel construction, Chromed chip/corrosion/humidity resistant pneumatic lift cylinders and frames, heavy duty bases, weight activated interval safety casters for hard floors or encased leveling glides, wear resistant fabric or easy clean vinyl upholstery.



ANTI-MICROBIAL (IU - INTENSIVE USE) - 62

For hospital areas and labs that require furniture that minimizes bacterial and fungal growth and wipes up easily. Anti-microbial seating inhibits micro organism invasion and growth. Integrated filters allow fabric/vinyl to breathe.



WIPE DOWN (MINOTAUR) - 64

Furniture designed for dry food manufacturers, hospitals and forensic labs requiring regular and immediate clean up of dust, dirt or powder. Upholstery of any kind is unacceptable here. Features include comfortable Black self-skinned polyurethane seats and backs, chip/corrosion/humidity resistant pneumatic lift cylinders and frames, safety casters or glides. Some Wipe Down products may also be available with ESD.

FABRIC APPLICATION GRID

APPLICATION	FABRIC/VINYL
Industrial - 50	<p>Grade 1 (fabric): Terrace, Waterfall</p> <p>Grade 2 (fabric): Imprint</p> <p>Grade 2 (vinyl): Allante FRee, Luxhide, MorCare™ Collection (Vitality)</p>
Anti-Microbial - 62 with Global UltraSeal™	<p>Grade 2 (vinyl): MorCare™ Collection (Arc, Aristo, Verve, Vitality)</p>
Wipe Down - 64	<p>No upholstery required, seats are molded self- skinned urethane (SSU) foam.</p>

INDUSTRIAL - 50



model 3212-50 (3N)

model 3288-50 (3N)




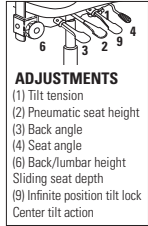

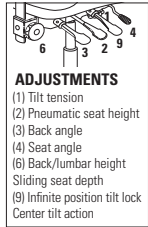

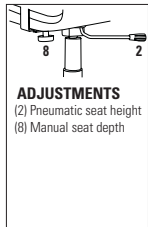
Industrial - 50
Designed for heavy duty environments found in factories, assembly lines and dispatch offices.


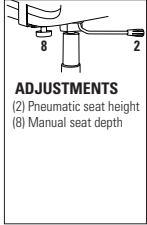

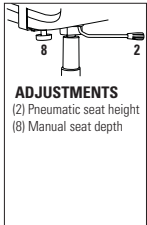

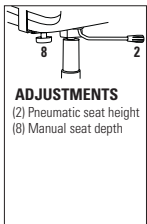

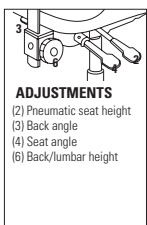

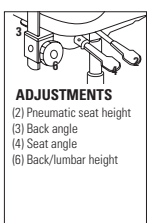
STANDARD FEATURES










- Granada models feature a molded seat and contoured back with enhanced lumbar support.
- Standard with height adjustable T-arms with curved urethane armcaps (3N) in Black only.
- Chrome chip/corrosion/humidity resistant pneumatic lift cylinders and frames.
- Chairs have a 5" Chrome pneumatic cylinder.
- Stools have a 10" Chrome pneumatic cylinder.
- All chairs and stools have Chrome back uprights.
- Clear protective back bumper (full surround) is standard on select models.
- Side activated sliding seat depth adjustment is standard on all multi-tilters.
- Heavy duty frame and five prong, injection molded fiberglass reinforced Black base.
- Heavy duty bench stools are standard with non-slip rubber glides.
- Most minotaur models are standard with a five-prong, heavy duty base with metal hub and (C10R) hard surface flooring casters. Work stools are standard with (C7R) glides.
- (C10R) hard surface flooring casters. are standard on Granada models.
- Upholstery options: heavy duty fabric or easy-clean vinyl only (as listed on the fabric application grid).




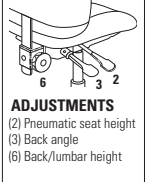

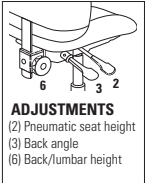

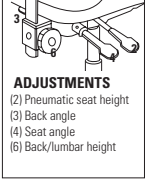
OPTIONAL FEATURES


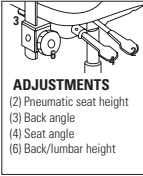
- For additional arm/caster options, please refer to the Arm and Caster section (page 352, 375). *Optional casters may be priced higher than the standard casters for your chair and the difference will be charged. Lower priced optional casters will not be credited.*

DESCRIPTION	FEATURES	MODEL #	STANDARD TEXTILE GRADES													
			1	2	3	4	5	6	7	8	9	10	11	12		
 <p>Granada</p> <p>LB Multi-Tilter COM: 1.5 YD 1.37 M Unit weight: 48 LB 21.8 KG Carton weight: 52 LB 23.59 KG Carton volume: 13 FT³ 0.36 MT³</p>	 <p>ADJUSTMENTS (1) Tilt tension (2) Pneumatic seat height (3) Back angle (4) Seat angle (6) Back/lumbar height Sliding seat depth (9) Infinite position tilt lock Center tilt action</p>	3212-50	-	1117	1158	1204	1281	1351	1422	1483	1560	1632	1729	1867		
		OVERALL DIMENSIONS			SEAT DIMENSIONS			BACK DIMENSIONS								
		W D H			W D H			W H								
		IN 25.5 24 40			20.5 17-19.5 17.5-22.5			19 17.5-21.5								
		MM 648 610 1016			521 432-495 445-572			483 445-546								
		RTA 2	1 per carton													
 <p>Granada</p> <p>HB Multi-Tilter COM: 1.75 YD 1.6 M Unit weight: 51 LB 23.2 KG Carton weight: 55 LB 24.95 KG Carton volume: 15.5 FT³ 0.43 MT³</p>	 <p>ADJUSTMENTS (1) Tilt tension (2) Pneumatic seat height (3) Back angle (4) Seat angle (6) Back/lumbar height Sliding seat depth (9) Infinite position tilt lock Center tilt action</p>	3217-50	-	1156	1203	1258	1347	1429	1511	1583	1672	1756	1870	2031		
		OVERALL DIMENSIONS			SEAT DIMENSIONS			BACK DIMENSIONS								
		W D H			W D H			W H								
		IN 25.5 24.5 43			20.5 17-19.5 17.5-22.5			19 21.5-25.5								
		MM 648 622 1092			521 432-495 445-572			483 546-648								
		RTA 2	1 per carton													
 <p>Granada</p> <p>LB Task Armless COM: 1.5 YD 1.37 M Unit weight: 28 LB 12.7 KG Carton weight: 32 LB 14.51 KG Carton volume: 13 FT³ 0.36 MT³</p>	 <p>ADJUSTMENTS (2) Pneumatic seat height (8) Manual seat depth</p>	3254-50	-	767	808	854	931	1001	1072	1133	1210	1282	1379	1517		
		OVERALL DIMENSIONS			SEAT DIMENSIONS			BACK DIMENSIONS								
		W D H			W D H			W H								
		IN 20.5 24 38			20.5 17.5-19 16.5-21.5			19 19								
		MM 521 610 965			521 445-483 419-546			483 483								
		RTA 2	1 per carton													

DESCRIPTION	FEATURES	MODEL#	STANDARD TEXTILE GRADES											
			1	2	3	4	5	6	7	8	9	10	11	12
 <p>Granada</p> <p>LB Task w/ 3N Arms COM: 1.5 YD 1.37 M Unit weight: 36 LB 16.4 KG Carton weight: 40 LB 18.14 KG Carton volume: 13 FT³ 0.36 MT³</p>	 <p>ADJUSTMENTS (2) Pneumatic seat height (8) Manual seat depth</p> <p>Ergonomic features: C, E, M, N</p>	3255-50	-	881	922	968	1045	1115	1186	1247	1324	1396	1493	1631
		OVERALL DIMENSIONS			SEAT DIMENSIONS			BACK DIMENSIONS						
		W	D	H	W	D	H	W		H				
		IN 25.5	24	38	20.5	17.5-19	16.5-21.5	19		19				
		MM 648	610	965	521	445-483	419-546	483		483				
			RTA 2	1 per carton										
 <p>Granada</p> <p>Task Stool Armless COM: 1.5 YD 1.37 M Unit weight: 32 LB 14.5 KG Carton weight: 37 LB 16.78 KG Carton volume: 13 FT³ 0.36 MT³</p>	 <p>ADJUSTMENTS (2) Pneumatic seat height (8) Manual seat depth</p> <p>Ergonomic features: C, E, M, N</p>	3256-50	-	885	926	972	1049	1119	1190	1251	1328	1400	1497	1635
		OVERALL DIMENSIONS			SEAT DIMENSIONS			BACK DIMENSIONS						
		W	D	H	W	D	H	W		H				
		IN 20.5	24	48	20.5	17.5-19	23-33	19		19				
		MM 521	610	1219	521	445-483	584-838	483		483				
			RTA 2	1 per carton										
 <p>Granada</p> <p>Task Stool w/ 3N Arms COM: 1.5 YD 1.37 M Unit weight: 38 LB 17.3 KG Carton weight: 43 LB 19.5 KG Carton volume: 15.75 FT³ 0.44 MT³</p>	 <p>ADJUSTMENTS (2) Pneumatic seat height (8) Manual seat depth</p> <p>Ergonomic features: C, E, H, M, N, Q</p>	3257-50	-	1001	1042	1088	1165	1235	1306	1367	1444	1516	1613	1751
		OVERALL DIMENSIONS			SEAT DIMENSIONS			BACK DIMENSIONS						
		W	D	H	W	D	H	W		H				
		IN 25.5	24	48	20.5	17.5-19	23-33	19		19				
		MM 648	610	1219	521	445-483	584-838	483		483				
			RTA 2	1 per carton										
 <p>Granada</p> <p>Operator Stool Armless COM: 1.5 YD 1.37 M Unit weight: 39 LB 17.7 KG Carton weight: 44 LB 19.96 KG Carton volume: 13 FT³ 0.36 MT³</p>	 <p>ADJUSTMENTS (2) Pneumatic seat height (3) Back angle (4) Seat angle (6) Back/lumbar height</p> <p>Ergonomic features: C, D, F, G, M, N</p>	3278-50	-	1070	1111	1157	1234	1304	1375	1436	1513	1585	1682	1820
		OVERALL DIMENSIONS			SEAT DIMENSIONS			BACK DIMENSIONS						
		W	D	H	W	D	H	W		H				
		IN 20.5	23.5	48	20.5	17.5	24-34	19		17.5-21.5				
		MM 521	597	1219	521	445	610-864	483		445-546				
			RTA 2	1 per carton										
 <p>Granada</p> <p>Operator Stool w/ 3N Arms COM: 1.5 YD 1.37 M Unit weight: 47 LB 21.4 KG Carton weight: 52 LB 23.59 KG Carton volume: 15.75 FT³ 0.44 MT³</p>	 <p>ADJUSTMENTS (2) Pneumatic seat height (3) Back angle (4) Seat angle (6) Back/lumbar height</p> <p>Ergonomic features: C, D, F, G, H, M, N, Q</p>	3288-50	-	1185	1226	1272	1349	1419	1490	1551	1628	1700	1797	1935
		OVERALL DIMENSIONS			SEAT DIMENSIONS			BACK DIMENSIONS						
		W	D	H	W	D	H	W		H				
		IN 25.5	23.5	48	20.5	17.5	24-34	19		17.5-21.5				
		MM 648	597	1219	521	445	610-864	483		445-546				
			RTA 2	1 per carton										

DESCRIPTION	FEATURES	MODEL#	STANDARD TEXTILE GRADES											
			1	2	3	4	5	6	7	8	9	10	11	12
 <p>Minotaur - Work Stool COM: 0.75 YD 0.69 M Unit weight: 11 LB 5 KG Carton weight: 19 LB 8.62 KG Carton volume: 14.5 FT³ 0.41 MT³</p>	360° swivel. 5" pneumatic. Ergonomic features: C	9602-50	-	298	318	342	380	415	450	481	519	555	604	673
		OVERALL DIMENSIONS			SEAT DIMENSIONS			BACK DIMENSIONS						
		W	D	H	W	D	H	W	H					
		IN 14	14	17.5	14	-	15-20	-	-					
MM 356	356	445	356	-	381-508	-	-							
		RTA 00		1 per carton										
 <p>Minotaur - Work Stool COM: 0.75 YD 0.69 M Unit weight: 13 LB 5.9 KG Carton weight: 21 LB 9.53 KG Carton volume: 14.5 FT³ 0.41 MT³</p>	360° swivel. 10" pneumatic. Ergonomic features: C	9604-50	-	343	363	387	425	460	495	526	564	600	649	718
		OVERALL DIMENSIONS			SEAT DIMENSIONS			BACK DIMENSIONS						
		W	D	H	W	D	H	W	H					
		IN 14	14	26.5	14	-	21.5-31.5	-	-					
MM 356	356	673	356	-	546-800	-	-							
		RTA 00	1 per carton											
List price														
		9611-50	472											
 <p>Minotaur - Work Stool COM: N/A Unit weight: 12 LB 5.5 KG Carton weight: 16 LB 7.26 KG Carton volume: 13 FT³ 0.36 MT³</p>	360° swivel. 5" pneumatic. Ergonomic features: C	9611-50	-	-	24.5	14	-	15-20	-	-				
		OVERALL DIMENSIONS			SEAT DIMENSIONS			BACK DIMENSIONS						
		W	D	H	W	D	H	W	H					
		MM -	-	622	356	-	381-508	-	-					
		RTA 00	1 per carton											
List price														
		9612-50	517											
 <p>Minotaur - Work Stool COM: N/A Unit weight: 14 LB 6.4 KG Carton weight: 22 LB 9.98 KG Carton volume: 14.5 FT³ 0.41 MT³</p>	360° swivel. 10" pneumatic. Ergonomic features: C	9612-50	-	-	31	14	-	21.5-31.5	-	-				
		OVERALL DIMENSIONS			SEAT DIMENSIONS			BACK DIMENSIONS						
		W	D	H	W	D	H	W	H					
		MM -	-	787	356	-	546-800	-	-					
		RTA 00	1 per carton											
 <p>Minotaur - Heavy Duty Bench Stool COM: 0.75 YD 0.69 M Unit weight: 13 LB 5.9 KG Carton weight: 17 LB 7.71 KG Carton volume: 5.5 FT³ 0.15 MT³</p>		9624-50	-	296	316	340	378	413	448	479	517	553	602	671
		OVERALL DIMENSIONS			SEAT DIMENSIONS			BACK DIMENSIONS						
		W	D	H	W	D	H	W	H					
		IN 16	16	27.5	14	-	27.5	-	-					
MM 406	406	699	356	-	699	-	-							
		RTA 00		1 per carton										
 <p>Minotaur - Heavy Duty Bench Stool COM: 0.75 YD 0.69 M Unit weight: 15 LB 6.8 KG Carton weight: 19 LB 8.62 KG Carton volume: 5.5 FT³ 0.15 MT³</p>		9632-50	-	320	340	364	402	437	472	503	541	577	626	695
		OVERALL DIMENSIONS			SEAT DIMENSIONS			BACK DIMENSIONS						
		W	D	H	W	D	H	W	H					
		IN 16	16	32.5	14	-	32.5	-	-					
MM 406	406	826	356	-	826	-	-							
		RTA 00		1 per carton										

DESCRIPTION	FEATURES	MODEL#	STANDARD TEXTILE GRADES																																	
 <p>Minotaur - Task Chair COM: N/A Unit weight: 22 LB 10 KG Carton weight: 26 LB 11.79 KG Carton volume: 13 FT³ 0.36 MT³</p>	<p>360° swivel. 5" pneumatic.</p> <p>Ergonomic features: C, E</p>	List price																																		
		9662-50	638																																	
		<table border="1"> <thead> <tr> <th colspan="3">OVERALL DIMENSIONS</th> <th colspan="3">SEAT DIMENSIONS</th> <th colspan="2">BACK DIMENSIONS</th> </tr> <tr> <th>W</th> <th>D</th> <th>H</th> <th>W</th> <th>D</th> <th>H</th> <th>W</th> <th>H</th> </tr> </thead> <tbody> <tr> <td>IN</td> <td>-</td> <td>-</td> <td>32</td> <td>18</td> <td>16.5-19</td> <td>14-19</td> <td>16.5</td> <td>16</td> </tr> <tr> <td>MM</td> <td>-</td> <td>-</td> <td>813</td> <td>457</td> <td>419-483</td> <td>356-483</td> <td>419</td> <td>406</td> </tr> </tbody> </table>		OVERALL DIMENSIONS			SEAT DIMENSIONS			BACK DIMENSIONS		W	D	H	W	D	H	W	H	IN	-	-	32	18	16.5-19	14-19	16.5	16	MM	-	-	813	457	419-483	356-483	419
OVERALL DIMENSIONS			SEAT DIMENSIONS			BACK DIMENSIONS																														
W	D	H	W	D	H	W	H																													
IN	-	-	32	18	16.5-19	14-19	16.5	16																												
MM	-	-	813	457	419-483	356-483	419	406																												
 <p>Minotaur - Task Stool COM: N/A Unit weight: 29 LB 13.2 KG Carton weight: 33 LB 14.97 KG Carton volume: 13 FT³ 0.36 MT³</p>	<p>360° swivel. 10" pneumatic.</p> <p>Ergonomic features: C, E</p>	List price																																		
		9663-50	769																																	
		<table border="1"> <thead> <tr> <th colspan="3">OVERALL DIMENSIONS</th> <th colspan="3">SEAT DIMENSIONS</th> <th colspan="2">BACK DIMENSIONS</th> </tr> <tr> <th>W</th> <th>D</th> <th>H</th> <th>W</th> <th>D</th> <th>H</th> <th>W</th> <th>H</th> </tr> </thead> <tbody> <tr> <td>IN</td> <td>-</td> <td>-</td> <td>42</td> <td>18</td> <td>16.5-19</td> <td>20-30</td> <td>16.5</td> <td>16.5</td> </tr> <tr> <td>MM</td> <td>-</td> <td>-</td> <td>1067</td> <td>457</td> <td>419-483</td> <td>508-762</td> <td>419</td> <td>419</td> </tr> </tbody> </table>		OVERALL DIMENSIONS			SEAT DIMENSIONS			BACK DIMENSIONS		W	D	H	W	D	H	W	H	IN	-	-	42	18	16.5-19	20-30	16.5	16.5	MM	-	-	1067	457	419-483	508-762	419
OVERALL DIMENSIONS			SEAT DIMENSIONS			BACK DIMENSIONS																														
W	D	H	W	D	H	W	H																													
IN	-	-	42	18	16.5-19	20-30	16.5	16.5																												
MM	-	-	1067	457	419-483	508-762	419	419																												
 <p>Minotaur - Posture Task Chair COM: N/A Unit weight: 26 LB 11.8 KG Carton weight: 30 LB 13.61 KG Carton volume: 13 FT³ 0.36 MT³</p>	 <p>ADJUSTMENTS (2) Pneumatic seat height (3) Back angle (6) Back/lumbar height</p> <p>5" pneumatic.</p> <p>Ergonomic features: C, D</p>	List price																																		
		9664-50	726																																	
		<table border="1"> <thead> <tr> <th colspan="3">OVERALL DIMENSIONS</th> <th colspan="3">SEAT DIMENSIONS</th> <th colspan="2">BACK DIMENSIONS</th> </tr> <tr> <th>W</th> <th>D</th> <th>H</th> <th>W</th> <th>D</th> <th>H</th> <th>W</th> <th>H</th> </tr> </thead> <tbody> <tr> <td>IN</td> <td>-</td> <td>-</td> <td>32</td> <td>18</td> <td>16</td> <td>14-19</td> <td>16.5</td> <td>12.5-19</td> </tr> <tr> <td>MM</td> <td>-</td> <td>-</td> <td>813</td> <td>457</td> <td>406</td> <td>356-483</td> <td>419</td> <td>318-483</td> </tr> </tbody> </table>		OVERALL DIMENSIONS			SEAT DIMENSIONS			BACK DIMENSIONS		W	D	H	W	D	H	W	H	IN	-	-	32	18	16	14-19	16.5	12.5-19	MM	-	-	813	457	406	356-483	419
OVERALL DIMENSIONS			SEAT DIMENSIONS			BACK DIMENSIONS																														
W	D	H	W	D	H	W	H																													
IN	-	-	32	18	16	14-19	16.5	12.5-19																												
MM	-	-	813	457	406	356-483	419	318-483																												
 <p>Minotaur - Posture Task Stool COM: N/A Unit weight: 27 LB 12.3 KG Carton weight: 33 LB 14.97 KG Carton volume: 13 FT³ 0.36 MT³</p>	 <p>ADJUSTMENTS (2) Pneumatic seat height (3) Back angle (6) Back/lumbar height</p> <p>10" pneumatic.</p> <p>Ergonomic features: C, D</p>	List price																																		
		9665-50	855																																	
		<table border="1"> <thead> <tr> <th colspan="3">OVERALL DIMENSIONS</th> <th colspan="3">SEAT DIMENSIONS</th> <th colspan="2">BACK DIMENSIONS</th> </tr> <tr> <th>W</th> <th>D</th> <th>H</th> <th>W</th> <th>D</th> <th>H</th> <th>W</th> <th>H</th> </tr> </thead> <tbody> <tr> <td>IN</td> <td>-</td> <td>-</td> <td>42</td> <td>18</td> <td>16</td> <td>20.5-30.5</td> <td>16.5</td> <td>12.5-19</td> </tr> <tr> <td>MM</td> <td>-</td> <td>-</td> <td>1067</td> <td>457</td> <td>406</td> <td>521-775</td> <td>419</td> <td>318-483</td> </tr> </tbody> </table>		OVERALL DIMENSIONS			SEAT DIMENSIONS			BACK DIMENSIONS		W	D	H	W	D	H	W	H	IN	-	-	42	18	16	20.5-30.5	16.5	12.5-19	MM	-	-	1067	457	406	521-775	419
OVERALL DIMENSIONS			SEAT DIMENSIONS			BACK DIMENSIONS																														
W	D	H	W	D	H	W	H																													
IN	-	-	42	18	16	20.5-30.5	16.5	12.5-19																												
MM	-	-	1067	457	406	521-775	419	318-483																												
 <p>Minotaur - Operator Chair COM: N/A Unit weight: 29 LB 13.2 KG Carton weight: 34 LB 15.42 KG Carton volume: 13 FT³ 0.36 MT³</p>	 <p>ADJUSTMENTS (2) Pneumatic seat height (3) Back angle (4) Seat angle (6) Back/lumbar height</p> <p>5" pneumatic.</p> <p>Ergonomic features: C, D, F, G</p>	List price																																		
		9666-50	804																																	
		<table border="1"> <thead> <tr> <th colspan="3">OVERALL DIMENSIONS</th> <th colspan="3">SEAT DIMENSIONS</th> <th colspan="2">BACK DIMENSIONS</th> </tr> <tr> <th>W</th> <th>D</th> <th>H</th> <th>W</th> <th>D</th> <th>H</th> <th>W</th> <th>H</th> </tr> </thead> <tbody> <tr> <td>IN</td> <td>-</td> <td>-</td> <td>32</td> <td>18</td> <td>17</td> <td>15-20</td> <td>16.5</td> <td>12.5-19</td> </tr> <tr> <td>MM</td> <td>-</td> <td>-</td> <td>813</td> <td>457</td> <td>432</td> <td>381-508</td> <td>419</td> <td>318-483</td> </tr> </tbody> </table>		OVERALL DIMENSIONS			SEAT DIMENSIONS			BACK DIMENSIONS		W	D	H	W	D	H	W	H	IN	-	-	32	18	17	15-20	16.5	12.5-19	MM	-	-	813	457	432	381-508	419
OVERALL DIMENSIONS			SEAT DIMENSIONS			BACK DIMENSIONS																														
W	D	H	W	D	H	W	H																													
IN	-	-	32	18	17	15-20	16.5	12.5-19																												
MM	-	-	813	457	432	381-508	419	318-483																												

DESCRIPTION	FEATURES	MODEL#	STANDARD TEXTILE GRADES																																							
 <p>Minotaur - Operator Stool COM: N/A Unit weight: 30 LB 13.6 KG Carton weight: 35 LB 15.88 KG Carton volume: 13 FT³ 0.36 MT³</p>	 <p>ADJUSTMENTS (2) Pneumatic seat height (3) Back angle (4) Seat angle (6) Back/lumbar height</p>	List price																																								
		9667-50	934																																							
		<table border="1"> <thead> <tr> <th colspan="3">OVERALL DIMENSIONS</th> <th colspan="3">SEAT DIMENSIONS</th> <th colspan="2">BACK DIMENSIONS</th> </tr> <tr> <th>W</th> <th>D</th> <th>H</th> <th>W</th> <th>D</th> <th>H</th> <th>W</th> <th>H</th> </tr> </thead> <tbody> <tr> <td>IN</td> <td>-</td> <td>-</td> <td>42</td> <td>18</td> <td>17</td> <td>21-31</td> <td>16.5</td> <td>12.5-19</td> </tr> <tr> <td>MM</td> <td>-</td> <td>-</td> <td>1067</td> <td>457</td> <td>432</td> <td>533-787</td> <td>419</td> <td>318-483</td> </tr> </tbody> </table>			OVERALL DIMENSIONS			SEAT DIMENSIONS			BACK DIMENSIONS		W	D	H	W	D	H	W	H	IN	-	-	42	18	17	21-31	16.5	12.5-19	MM	-	-	1067	457	432	533-787	419	318-483	<table border="1"> <tr> <td>RTA 2</td> <td colspan="2">1 per carton</td> </tr> </table>			RTA 2
OVERALL DIMENSIONS			SEAT DIMENSIONS			BACK DIMENSIONS																																				
W	D	H	W	D	H	W	H																																			
IN	-	-	42	18	17	21-31	16.5	12.5-19																																		
MM	-	-	1067	457	432	533-787	419	318-483																																		
RTA 2	1 per carton																																									

INDUSTRIAL ANTI-MICROBIAL - 62



Anti-Microbial - 62
Upholstered chairs have vinyl and an integrated filter applied to the underside of the seat to prevent dust and other contaminants from entering the environment.



model 9602-62



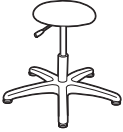
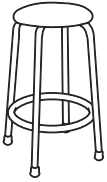

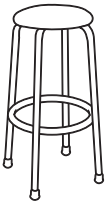

* image shown is for illustration purposes only.

STANDARD FEATURES

- *Anti-Microbial models have a Chrome back upright and polished aluminum base.
- Chrome chip/corrosion/humidity resistant pneumatic lift cylinders and frames.
- Chairs have a 5" Chrome pneumatic cylinder.
- Stools have a 10" Chrome pneumatic cylinder.
- All chairs and stools have Chrome back uprights and frames.
- All bench stools have Chrome frames.
- Five prong, polished aluminum base with **(C10R)** hard surface flooring casters.
- **(C7R)** glides are standard on Minotaur work stools.
- Upholstery options: MorCare™ vinyl (grade 2) only.

OPTIONAL FEATURES

- For additional arm/caster options, please refer to the Arm and Caster section (page 352, 375). *Optional casters may be priced higher than the standard casters for your chair and the difference will be charged. Lower priced optional casters will not be credited.*

DESCRIPTION	FEATURES	MODEL #	STANDARD TEXTILE GRADES													
			1	2	3	4	5	6	7	8	9	10	11	12		
 <p>Minotaur - Work Stool COM: 0.75 YD 0.69 M Unit weight: 11 LB 5 KG Carton weight: 14 LB 6.35 KG Carton volume: 9.75 FT³ 0.27 MT³</p>	360° swivel. 5" pneumatic. Ergonomic features: C	9602-62	-	394	414	438	476	511	546	577	615	651	700	769		
		OVERALL DIMENSIONS			SEAT DIMENSIONS			BACK DIMENSIONS								
		W	D	H	W	D	H	W	H							
		IN 14	14	17.5	14	-	15-20	-	-							
MM 356	356	445	356	-	381-508	-	-									
		RTA 00		1 per carton												
 <p>Minotaur - Work Stool COM: 0.75 YD 0.69 M Unit weight: 13 LB 5.9 KG Carton weight: 16 LB 7.26 KG Carton volume: 13 FT³ 0.36 MT³</p>	360° swivel. 10" pneumatic. Ergonomic features: C	9604-62	-	436	456	480	518	553	588	619	657	693	742	811		
		OVERALL DIMENSIONS			SEAT DIMENSIONS			BACK DIMENSIONS								
		W	D	H	W	D	H	W	H							
		IN 14	14	26.5	14	-	21.5-31.5	-	-							
MM 356	356	673	356	-	546-800	-	-									
		RTA 00	1 per carton													
 <p>Minotaur - Heavy Duty Bench Stool COM: 0.75 YD 0.69 M Unit weight: 13 LB 5.9 KG Carton weight: 17 LB 7.71 KG Carton volume: 5.5 FT³ 0.15 MT³</p>		9624-62	-	557	577	601	639	674	709	740	778	814	863	932		
		OVERALL DIMENSIONS			SEAT DIMENSIONS			BACK DIMENSIONS								
		W	D	H	W	D	H	W	H							
		IN 16	16	27.5	14	-	27.5	-	-							
MM 406	406	699	356	-	699	-	-									
		RTA 00		1 per carton												
 <p>Minotaur - Heavy Duty Bench Stool COM: 0.75 YD 0.69 M Unit weight: 15 LB 6.8 KG Carton weight: 19 LB 8.62 KG Carton volume: 5.5 FT³ 0.15 MT³</p>		9632-62	-	578	598	622	660	695	730	761	799	835	884	953		
		OVERALL DIMENSIONS			SEAT DIMENSIONS			BACK DIMENSIONS								
		W	D	H	W	D	H	W	H							
		IN 16	16	32.5	14	-	32.5	-	-							
MM 406	406	826	356	-	826	-	-									
		RTA 00		1 per carton												

INDUSTRIAL WIPE DOWN - 64



model 9632-64

model 9667-64



Wipe Down - 64
Furniture designed for dry food manufacturers, hospitals and forensic labs requiring regular and immediate clean up of dust, dirt or powder.





* images shown are for illustration purposes only.

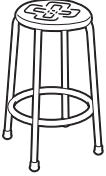

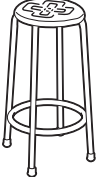




STANDARD FEATURES




- *Wipe Down models have a Black pneumatic cylinder.
- Minotaur Wipe Down models have comfortable Black, self-skinned urethane (SSU) seats and backs.
- Seating features durable components including heavy gauge steel construction.
- Chip/corrosion/humidity resistant pneumatic lift cylinders and frames.
- Stools have a 5" or 10" Black pneumatic cylinder.
- All chairs have a Chrome back upright.
- All bench stools have Chrome frames.
- Five prong, heavy duty, injection molded fiberglass reinforced Black base with (C10R) hard surface flooring casters.
- Work stools are standard with (C7R) glides.

OPTIONAL FEATURES




- No arms are available for any work stools.
- Work stools are available with optional (C65R) casters, please specify. No upcharge.
- For additional arm/caster options, please refer to the Arm and Caster section (page 352, 375). *Optional casters may be priced higher than the standard casters for your chair and the difference will be charged. Lower priced optional casters will not be credited.*

DESCRIPTION	FEATURES	MODEL #	STANDARD TEXTILE GRADES						
 <p>Minotaur - Work Stool COM: N/A Unit weight: 11 LB 5 KG Carton weight: 14 LB 6.35 KG Carton volume: 6.5 FT³ 0.18 MT³</p>	360° swivel. 5" pneumatic. Ergonomic features: C	List price							
		9602-64	348						
		OVERALL DIMENSIONS			SEAT DIMENSIONS			BACK DIMENSIONS	
		W	D	H	W	D	H	W	H
IN		17.5	14	-	15-20	-	-		
MM		445	356	-	381-508	-	-		
		RTA 00	1 per carton						
 <p>Minotaur - Work Stool COM: N/A Unit weight: 13 LB 5.9 KG Carton weight: 20 LB 9.07 KG Carton volume: 9.5 FT³ 0.26 MT³</p>	360° swivel. 10" pneumatic. Ergonomic features: C	List price							
		9604-64	394						
		OVERALL DIMENSIONS			SEAT DIMENSIONS			BACK DIMENSIONS	
		W	D	H	W	D	H	W	H
IN		26.5	14	-	21.5-31.5	-	-		
MM		673	356	-	546-800	-	-		
		RTA 00	1 per carton						
 <p>Minotaur - Work Stool COM: N/A Unit weight: 12 LB 5.5 KG Carton weight: 19 LB 8.62 KG Carton volume: 9.5 FT³ 0.26 MT³</p>	360° swivel. 5" pneumatic. Ergonomic features: C	List price							
		9611-64	394						
		OVERALL DIMENSIONS			SEAT DIMENSIONS			BACK DIMENSIONS	
		W	D	H	W	D	H	W	H
IN		24.5	14	-	15-20	-	-		
MM		622	356	-	381-508	-	-		
		RTA 00	1 per carton						
 <p>Minotaur - Work Stool COM: N/A Unit weight: 14 LB 6.4 KG Carton weight: 22 LB 9.98 KG Carton volume: 13.75 FT³ 0.38 MT³</p>	360° swivel. 10" pneumatic. Ergonomic features: C	List price							
		9612-64	436						
		OVERALL DIMENSIONS			SEAT DIMENSIONS			BACK DIMENSIONS	
		W	D	H	W	D	H	W	H
IN		31	14	-	21.5-31.5	-	-		
MM		787	356	-	546-800	-	-		
		RTA 00	1 per carton						

DESCRIPTION	FEATURES	MODEL#	STANDARD TEXTILE GRADES					
 <p>Minotaur - Heavy Duty Bench Stool COM: N/A Unit weight: 13 LB 5.9 KG Carton weight: 17 LB 7.71 KG Carton volume: 5.5 FT³ 0.15 MT³</p>		List price						
		9624-64	399					
		OVERALL DIMENSIONS		SEAT DIMENSIONS			BACK DIMENSIONS	
		W	D	H	W	D	H	W
IN		27.5	14	-	27.5	-	-	
MM		699	356	-	699	-	-	
		RTA 00		1 per carton				
 <p>Minotaur - Heavy Duty Bench Stool COM: N/A Unit weight: 15 LB 6.8 KG Carton weight: 19 LB 8.62 KG Carton volume: 5.5 FT³ 0.15 MT³</p>		List price						
		9632-64	421					
		OVERALL DIMENSIONS		SEAT DIMENSIONS			BACK DIMENSIONS	
		W	D	H	W	D	H	W
IN		32.5	14	-	32.5	-	-	
MM		826	356	-	826	-	-	
		RTA 00		1 per carton				
 <p>Minotaur - Task Chair COM: N/A Unit weight: 22 LB 10 KG Carton weight: 26 LB 11.79 KG Carton volume: 13 FT³ 0.36 MT³</p>	360° swivel. 5" pneumatic. Ergonomic features: C, E	List price						
		9662-64	557					
		OVERALL DIMENSIONS		SEAT DIMENSIONS			BACK DIMENSIONS	
		W	D	H	W	D	H	W
IN		32	18	16.5-19	14-19	16.5	16	
MM		813	457	419-483	356-483	419	406	
		RTA 2	1 per carton					
 <p>Minotaur - Task Stool COM: N/A Unit weight: 29 LB 13.2 KG Carton weight: 33 LB 14.97 KG Carton volume: 13 FT³ 0.36 MT³</p>	360° swivel. 10" pneumatic. Ergonomic features: C, E	List price						
		9663-64	690					
		OVERALL DIMENSIONS		SEAT DIMENSIONS			BACK DIMENSIONS	
		W	D	H	W	D	H	W
IN		42	18	16.5-19	20-30	16.5	16.5	
MM		1067	457	419-483	508-762	419	419	
		RTA 2	1 per carton					
 <p>Minotaur - Posture Task Chair COM: N/A Unit weight: 26 LB 11.8 KG Carton weight: 30 LB 13.61 KG Carton volume: 13 FT³ 0.36 MT³</p>	360° swivel. 5" pneumatic. Ergonomic features: C, D	List price						
		9664-64	647					
		OVERALL DIMENSIONS		SEAT DIMENSIONS			BACK DIMENSIONS	
		W	D	H	W	D	H	W
IN		32	18	16	14-19	16.5	12.5-19	
MM		813	457	406	356-483	419	318-483	
		RTA 2	1 per carton					

DESCRIPTION	FEATURES	MODEL#	STANDARD TEXTILE GRADES						
 <p>Minotaur - Posture Task Stool COM: N/A Unit weight: 27 LB 12.3 KG Carton weight: 33 LB 14.97 KG Carton volume: 13 FT³ 0.36 MT³</p>	360° swivel 10" pneumatic. Ergonomic features: C, D	List price							
		9665-64	778						
		OVERALL DIMENSIONS			SEAT DIMENSIONS			BACK DIMENSIONS	
		W	D	H	W	D	H	W	H
IN		42	18	16	20.5-30.5	16.5	12.5-19		
MM		1067	457	406	521-775	419	318-483		
		RTA 2	1 per carton						
 <p>Minotaur - Operator Chair COM: N/A Unit weight: 29 LB 13.2 KG Carton weight: 34 LB 15.42 KG Carton volume: 13 FT³ 0.36 MT³</p>	360° swivel 5" pneumatic. Ergonomic features: C, D, F, G	List price							
		9666-64	726						
		OVERALL DIMENSIONS			SEAT DIMENSIONS			BACK DIMENSIONS	
		W	D	H	W	D	H	W	H
IN		32	18	17	15-20	16.5	12.5-19		
MM		813	457	432	381-508	419	318-483		
		RTA 2	1 per carton						
 <p>Minotaur - Operator Stool COM: N/A Unit weight: 30 LB 13.6 KG Carton weight: 35 LB 15.88 KG Carton volume: 13 FT³ 0.36 MT³</p>	360° swivel 10" pneumatic. Ergonomic features: C, D, F, G	List price							
		9667-64	855						
		OVERALL DIMENSIONS			SEAT DIMENSIONS			BACK DIMENSIONS	
		W	D	H	W	D	H	W	H
IN		42	18	17	21-31	16.5	12.5-19		
MM		1067	457	432	533-787	419	318-483		
		RTA 2	1 per carton						

INDUSTRIAL CASTER SELECTIONS

	MODEL #	MODEL NAME	COLOR	FLOORING	QUANTITY	LIST PRICE
	C7RSET	Non-slip glide Allows base to remain at caster height. Standard on Industrial, Anti-Microbial and Wipe Down Minotaur work stools.	Black	vinyl, marble, hardwood	Set of 5	\$96
	C10RSET	Integrated hard floor caster 2" dual wheel caster. Hooded, large collar. Standard on Industrial and Wipe Down Minotaur stools.	Black Grey urethane treads	vinyl, marble, hardwood	Set of 5	\$104
	C65RSET	Integrated hard floor caster 2" dual wheel caster. Hooded, standard collar.	Black Grey urethane treads	vinyl, marble, hardwood	Set of 5	\$96

INDUSTRIAL CASTERS NOTES:

- The casters shown above are sold in sets for replacement purposes. This list price can also be used to calculate the upcharge to change casters at time of ordering a chair. Optional casters may be priced higher than the standard casters for your chair and the difference will be charged. Lower priced casters will not be credited.
- Industrial casters are not suitable for use on standard Global seating products.
- All casters are not appropriate for all flooring surfaces. Please consult with your sales representative or Global Customer Service representative for special situations that can be verified with the caster manufacturer. Alternate casters, if needed, may require an upcharge.

PLEASE SPECIFY ALL SUBSTITUTIONS AND OPTIONS.

textiles and finishes

Care and Cleaning

Textiles

Fabrics: To extend the life of your seating upholstered in fabric, regularly dust the chair to prevent airborne particles from penetrating the fabric surface.

For light soiling, use a damp cloth and blot the spot with very light pressure, taking care never to soak the fabric. Dry with a clean cloth by blotting - never rub fabric. More intense stains can be treated the same way, but with a mild detergent. Always test fabric first in an unseen area before using any cleaning method.

Leather: For regular cleaning, simply use a soft damp cloth, taking care not to soak the leather. For more thorough treatment, soak a soft cloth in a mild soap solution and wipe surface in a light circular motion. Repeat with clean water. Allow to dry and polish with a soft dry cloth. Do not use detergents, aerosol sprays or other polishes.

Hard Surfaces

Laminate & paint metal finishes: Wipe the surface with a clean soft damp cloth; if needed, a mild soap solution (i.e. Ivory dishwashing liquid) can be used. To prevent streaks, dry the surface with a clean dry soft cloth moving in a circular motion.

Textiles

- **Water-based cleaner (W):** Spot clean, using the foam only from a water-based cleaning agent, such as a mild detergent or non-solvent upholstery shampoo product. Apply foam with a soft brush in a circular motion. Vacuum when dry. Pretest small area before proceeding.
- **Solvent cleaner (S):** Spot clean, using a mild water-free solvent or dry cleaning product. Clean only in a well-ventilated room and avoid any product containing carbon tetrachloride or other toxic materials. Pretest a small area before proceeding.
- **Water/solvent cleaner (WS):** Spot clean with a mild solvent, an upholstery shampoo, or the foam from a mild detergent. When using a solvent or dry cleaning product, follow instructions carefully and clean only in a well-ventilated room. Avoid any product that contains carbon tetrachloride or other toxic materials. With either method, pretest a small area before proceeding.
- **Vacuum only (X):** Clean this fabric only by vacuuming or light brushing to prevent accumulation of dust and grime. Water-based foam cleaning agents of any kind may cause excessive shrinking, staining, or distortion of the surface pile and therefore, should not be used.
- **Crypton cleaning (C):** Generally stains are removed with plain water and powdered enzyme detergent. Upholstery foam shampoo, water-based cleaning products and germicidal detergents can be used. Be sure to remove all residue from cleaning products with clean water. Do not use solvent-based cleaners or dry cleaning products.
- These recommendations and codes were developed by fabric specialists. However, because of the various ways fabric can be stained or damaged, there is no guarantee that the results will be completely successful. Use suggested methods on your own responsibility. To help prevent overall soil, frequent vacuuming or light brushing to remove dust and grime is recommended. Use professional furniture cleaning service when overall soiled condition has been reached.



Carded Textiles

Grade 1	Bantam, Carrera, Dobby, Fusion, Illusion, Jenny, Quilt, Terrace, Trak, Urban, Waterfall, Wavelength
Grade 2	Allante FRee, Elevate, Etch, Imprint, Luxhide, Release, Vitality
Grade 3	Bobby, Canter EPU, Grid, Guild, Nomad
Grade 4	Align, Beeline EPU, California, Continuum, Fedora, Graph, Gridley, Manner, Merit, Messenger, Metric, Mode, Montana, Murmur, Optic, Rocket, Sierra GC, Ulster, Woolish
Grade 5	Beta, Cosmopolitan, Cover Cloth, Cross Dye, Digi Tweed, Endurance EPU, Eon EPU, Groove EPU, Keynote, Lavish, Lens, Magnify, Mark, Otto, Percept, Pip, Solitaire, Stimuli, Whit EPU
Grade 6	Faux Felt, Flock, Isabella, Novaro (leather), Pause, Sherlock, Stroll
Grade 7	Affinity, Brisa, Brisa Distressed, Channel, Everywhere Texture, Hush, Kit, Linnen, Luster, Lyre, Moon Beam 2, Odyssey, Oath, Palatine 2, Pleat, Synergy, Ultraleather
Grade 8	Dapple, Katano, Rainwater, Reflector, Silica, Silica Etch, Silicone Element
Grade 9	Birch Bark Plaid, Grid, Inkling, Itajime, Motif, Metal Strips, Silica Andy, Silica Stride
Grade 10	Net, Prescott Leather, Silica Cusp, Silica Hiatus, Spokes
Grade 11	Lena (leather), Lumi, Sierra (leather), Silica Deflect, Silica Reach, Subdivide
Grade 12	No standard Global textiles - provided for grading GPM (Global purchased material, customer specified) textiles
Grade 13	Sail (Designtex) pricing available on website (Build-It tool) or price list calculator

Two Grade Combination Chart

FIRST TEXTILE SELECTED

	1	2	3	4	5	6	7	8	9	10	11	12	13	14
1	1													
2	2	2												
3	3	3	3											
4	3	4	4	4										
5	4	4	5	5	5									
6	5	5	5	6	6	6								
7	5	6	6	6	7	7	7							
8	6	6	7	7	7	8	8	8						
9	7	7	7	8	8	8	9	9	9					
10	8	8	8	8	9	9	9	10	10	10				
11	9	9	9	9	9	10	10	10	11	11	11			
12	10	10	10	10	10	10	11	11	11	12	12	12		
13	11	11	11	11	11	11	12	12	12	12	13	13	13	
14	11	12	12	12	12	12	12	13	13	13	13	14	14	14

Combining two textile grades on Global seating will result in the revised grade shown above.

- Assumptions: Two or more chairs are being ordered, there are no textile pattern repeats larger than 15" and the textile is at least 54" wide.
- A picture or sketch of where the two textiles are to be applied must be provided at time of order.
- This chart cannot be used for combining more than two textiles, a special quotation will be required for combining three or more textiles.

TEXTILES AND FINISHES

Tackboard Textiles

Anchorage
Brinx
Lola
Global seating textiles*

* Contact Customer Service for pricing

FINISHES

Seating Finishes - Metal *For available leg frame finishes for each seating series, please see page 379*

Antique Copper (ACO)	Black (TBL)	Brushed Chrome (BCH)	Buzz Blue (TBZ)	Cactus (TCC)	Carrot (TCR)
Cloud (TIV)	Chrome (CHM)	Designer White (TDW)	Dijon (TDJ)	Eggplant (TEG)	Fog (TFO)
Frost (TFR)	Ink (TIN)	Kalua (TKA)	Latte (TLA)	Mocha (TMO)	Nevada (TNE)
Sand (TSN)	Satin Brass (SBR)	Scarlet (TSR)	Shadow (TSH)	Toast (TOA)	Tungsten (TTU)

Seating Finishes - Plastic *(Bakhita*, Duet, Duet Tables, Popcorn, Sonic, Spyker* and Stream)*

Alloy (ALY)*	Buzz Blue (BZB)	Cactus (CCT)	Carrot (CRO)	Char (CHA)*	Cloud (IVC)
Dijon (DJN)	Eggplant (EGP)	Fog (FOG)	Frost (FRO)	Ink (INK)	Latte (LAB)
Milk (MLK)*	Night (BLK)	Sand (SND)	Scarlet (SAR)	Shadow (SHW)	

Seating Finishes - Wood

Seating finishes will not necessarily match Casegoods finishes; Seating and Casegoods finishes use different wood species and are manufactured at multiple locations.

Absolute (AAM)	Black (BKM)	Cherry (ACM)	Charcoal Java (CJM)*	Empire Mahogany (EMM)*	English Oak (EOM)
Espresso Cafe (ECM)	Fruitwood (TFM)	Gray (HGM)	Harvest Oak (HOM)*	Honey (AHM)	Jet Onyx (JOM)*
Light Honey (LHM)*	Mahogany (TMM)	Maple (AVM)	Medium Walnut (MWM)	Natural Walnut (NLW)	Night (ASM)
Noce Biondo (NBM)	Noce Grigio (NGM)	Noce Leggero (NEM)	Noce Medio (NMM)	Sandy Beach (SBM)*	Shaker Cherry (SKM)
Silver Oak (SOM)*	Walnut (TWM)	WC Cream (WTM)	White (WHM)	Winter Cherry (WCM)	

*Available on Calidon series only.

Desks, Workstations, Tables and Accessories - Laminate

Absolute Acajou (ACJ)	Asian Night (ASN)	Avant Cherry (AWC)	Avant Honey (AWH)	Black (BLK)	Brushed Cobalt (BRC)
Clear Maple (CMB)	Dark Espresso (DES)	Designer White (DWT)	Fashionista (FAS)	First Class (FCL)	Hayden Grey (HGT)
Noce Biondo (NBL)	Noce Grigio (NGL)	Noce Leggero (NEL)	Noce Medio (NML)	Quartered Mahogany (QTM)	Sheer Beauty (SBY)
Storm Grey (SOG)	Walnut Heights (WHE)	White Chocolate (WHC)	Winter Cherry (WCR)	Writable surface (WRW)*	

*Available on Zook series only

Solid Wood and Laminate Coordinating Colors

Solid Wood Colors

Absolute (AAM)
Black (BKM)
Cherry (ACM)
Espresso Cafe (ECM)
Fruitwood (TFM)
Gray (HGM)
Honey (AHM)
Mahogany (TMM)
Maple (AVM)
Medium Walnut (MWM)
Night (ASM)
Noce Biondo (NBM)
Noce Grigio (NGM)
Noce Leggero (NEM)
Noce Medio (NMM)
Walnut (TWM)
WC Cream (WTM)
White (WHM)
Winter Cherry (WCM)

Laminate Colors

Absolute Acajou (ACJ)
Black (BLK)
Avant Cherry (AWC)
Dark Espresso (DES)

Hayden Grey (HGT)
Avant Honey (AWH)
Quartered Mahogany (QTM)
Clear Maple (CMB)

Asian Night (ASN)
Noce Biondo (NBL)
Noce Grigio (NGL)
Noce Leggero (NEL)
Noce Medio (NML)

White Chocolate (WHC)
Designer White (DWT)
Winter Cherry (WCR)

File Finishes - Standard

Black (BLK)	Bone (BNE)	Business Grey (BGR)	Charcoal (CHR)	Claret (CLT)	Desert Putty (DPT)
Designer White (DWT)	Fog (FOG)	Grey (GRY)	Ice (ICE)	Ivory (IVR)	Light Grey (LGR)
Metro (MET)	Moss (MOS)	Navy (NVY)	Nevada (NEV)	Oyster (OYS)	Sky (SKY)
Silver (SIL)	Stone (STN)	Storm Grey (SGR)	Tahiti Sand (TSA)	Taupe (TPE)	Tungsten (TUN)*
Willow (WIL)					<i>*10% upcharge applies</i>

File Finishes - Textured

Black Coffee (BKC)	Blizzard (BZD)	Dark Chocolate (T19)	Mocha (MCH)	Stonedust (SDT)
--------------------	----------------	----------------------	-------------	-----------------

METAL LEG, FRAME + BASE FINISH CHART

	paint finishes																			plated finishes							
	Black	Tungsten	Shadow	Latte	Mocha	Kalua	Toast	Designer White	Nevada	Fog	Cloud	Sand	Frost	Dijon	Carrot	Scarlet	Cactus	Buzz Blue	Eggplant	Ink	Chrome	Brushed Chrome	Satin Brass	Antique Copper			
OLD FINISH CODE	BLK	TUN	SHW	LAB	J52	KAL	TOA	DWT	NEV	FOG	IVC	-	-	-	-	-	-	-	-	-	CH	BSC	-	-			
NEW FINISH CODE	TBL	TTU	TSH	TLA	TMO	TKA	TOA	TDW	TNE	TFO	TIV	TSN	TFR	TDJ	TCR	TSR	TCC	TBZ	TEG	TIN	CHM	BCH	SBR	ACO			
GUEST SEATING																											
Caprice	•	•	•	•	•	•	•	•	•	•	•	•	•	•	•	•	•	•	•	•	•*	•*	•*	•*			
Comet	•	•	•	•	•	•	•	•	•	•	•	•	•	•	•	•	•	•	•	•	•*						
Diplomat	•	•	•																		•*						
Key	•	•	•																		•						
Lite	•	•	•	•	•	•	•	•	•	•	•	•	•	•	•	•	•	•	•	•	•*	•*	•*	•*			
Locust	•	•	•																		•						
Marche	•	•																			•*	•*					
Moda (four leg)	•*	•*	<i>Also available in three woodgrain patterns</i>																			•					
Sas	•	•						•													•*						
Sidero	•	•	•	•	•	•	•	•	•	•	•	•	•								•*						
Solo (models 5225 + 5226)	•	•																			•*						
Supra	•	•	<i>Task bases also available in polished aluminum</i>																			•*	<i>(armchairs only)</i>				
Twilight	•	•																			•*						
Tye (armchair)	•	•																			•*						
STACKING/NESTING CHAIRS																											
Duet (sled bases)																					•						
Moda (stacking)																					•						
Popcorn (sled bases)																					•						
Rebound	•	•	•	•	•	•	•	•	•	•	•	•	•	•	•	•	•	•	•	•	•*	•*	•*	•*			
Roma Nester	•	•	•																		•*						
Sonic (four leg + sled bases)	•	•	•	•	•	•	•	•	•	•	•	•	•	•	•	•	•	•	•	•	•						
Spritz (four leg bases)	•	•	•																		•*						
Stream (multi-purpose)	•	•	•	•	•	•	•	•	•	•	•	•	•	•	•	•	•	•	•	•	•*	•*	•*	•*			
Vion (multi-purpose)	•	•	•							•											•*						
Zoma	•	•	•																		•*						
LOUNGE SEATING																											
Ballara	•	•						•													•*	•*					
Citi (seating + tables)	•	•																			•*						
Citi Square	•	•	•	•	•	•	•	•	•	•	•	•	•	•	•	•	•	•	•	•	•*	•*	•*	•*			
Drift (sled base seating + tables)	•	•	•	•	•	•	•	•	•	•	•	•	•	•	•	•	•	•	•	•	•*						
Jeo (pedestal bases on chairs and tables)																					•	•					
Jeo (armchair, model 8437)	•	•						•													•*	•*					
ML	•	•						•													•	•					
ML Park	•	•						•	<i>Also available in polished aluminum (ALU) and brushed aluminum (BAL)</i>																		
River	•	•	•	•	•	•	•	•	•	•	•	•	•								•						
River+ (legs)	•	•	•	•	•	•	•	•	•	•	•	•	•								•						
Sirena (table legs)	•	•																									
Venture	•	•																			•						
Wind	•	•	•	•	•	•	•	•	•	•	•	•	•	•	•	•	•	•	•	•	•	•*	•*	•*			
Wind Linear	•	•	•	•	•	•	•	•	•	•	•	•	•	•	•	•	•	•	•	•	•	•*	•*	•*			

* Upcharge required for this finish selection.

HOW TO ORDER COM OR GPM TEXTILES

BELOW YOU WILL FIND GENERAL INFORMATION ON PLACING COM (CUSTOMER'S OWN MATERIAL) OR GPM (GLOBAL PURCHASES CUSTOMER'S MATERIAL) ORDERS. PLEASE FOLLOW THESE STEPS TO ENSURE YOUR ORDER IS PROCESSED QUICKLY.

1. You can access the Customer's Own Material (COM) order form from the Dealer Centre or directly at <https://www.globalfurnituregroupapps.com/COMForm>.
2. Fill out the "COM/GPM AUTHORIZATION FORM" with all appropriate information:
 - Enter the dealership name, address, contact name, phone number and email address.
 - Enter fabric name/color and mill/manufacturer name (mandatory fields).
 - Enter the chair model and quantity of chairs for the fabric to be used on.
 You must also select the fabric direction for the seat and the back by clicking on the chair image and then selecting the direction. If you make a mistake with the direction you can click on the "here" text under the image.
3. Once you have entered all the information on the form, click "Submit" at the bottom of the screen. You will receive a copy of the form by email and a reference number for your records. The Fabric Department at Global will also get a copy.
4. Once the Fabric Department reviews the form, you may be asked to provide a sample of the fabric for approval. This will apply for any fabrics that have not been approved in the past.

Please mail the sample to:

Fabric Coordinator
596 Supertest Road
Toronto, Ontario
M3J 2M6

5. The Fabric Department will review your application and they will either approve or deny it. Once the request is approved, you will receive an email containing the approval with the fabric code and the amount of fabric yards to send in. There is also a label with a barcode for the sender to attach to the fabric coming in.

All Canadian and international customers, send to:

Global Upholstery Co. Inc.
596 Supertest Road
Toronto, Ontario
M3J 2M6

Global reserves the right to reject a textile if it is found unacceptable for any reason.

COM / GPM(special) AUTHORIZATION REQUEST/TRACKING FORM

CUSTOMER INFORMATION (To be filled by the Dealer) *Use one form per fabric*
Note: Incomplete information may delay or prevent approval

Dealer/Company Name: Email:

Address: City: Postal Code:

Contact Name: Phone:

PO#: Contract #: Date:

Design Specifier of Record (often requested by Mill for Sales Commissions):

FABRIC INFORMATION

1. Fabric Name (series/style):
Fabric color name and description (including specifically designed):

2. Mill/Manufacturer name: Mill phone#:
Website address (if available):

3. Specified fabric's country of origin (if available):

4. Fabric Specification/data sheet (if available please upload and disregard step 5 Attached?)
 Yes, skip Step #5. No, complete Step #5.

5. Fabric content (% Cotton, % Polyester, etc.):

Fabric Width: Pattern Repeat: Warp: Fill:

Railroaded? Yes No FR Chemical? Yes No

FABRIC APPLICATION INFORMATION

Chair Model	Qty.	Multi Fabric	Special Instructions for CS and buyer	Special Instruction (e.g. reverse side, off directional, railroad pattern, sealed seam, moisture barrier etc.)
<input type="text"/>	<input type="text"/>	Yes <input type="radio"/> (Drawing attached) No <input checked="" type="radio"/>	<input type="text"/>	Sealed seam: Yes <input type="radio"/> No <input checked="" type="radio"/> Off Directional read the pattern: Yes <input type="radio"/> No <input checked="" type="radio"/> Moisture barrier: Yes <input type="radio"/> No <input checked="" type="radio"/> Inside out: Yes <input type="radio"/> No <input checked="" type="radio"/> Other options: Yes <input type="radio"/> No <input checked="" type="radio"/>

FABRIC DIRECTION


New fabric request
Attach fabric sample (12" x width of fabric roll) in correct direction and side

Previously approved fabric
 Previous Global Approval/order #

CANADIAN AND INTERNATIONAL CUSTOMER
Mail to: Fabric Coordinator, 596 Supertest Road, Toronto, Ontario, M3J 2M6

USA CUSTOMER
Mail to: Customer Service Rep., 37 W 30th Rd # 3116, Marlon, NJ 08053, USA

* Please click on the image above to select the direction for the fabrics for the seat and back.



GLOBAL UPHOLSTERY AUTHORIZATION (To be filled by Global Upholstery)

Global Approval # Fabric yard (required for the order) Fabric code

Signature: Print Name: Date:

Comment:

COM ** Customer's Own Material
Once approval is done, send the specified fabric amount for order to: 596 Supertest Road, Toronto, Ontario, M3J 2M6

PS: 1. Global Upholstery cannot be responsible for fabric received without the Approval/Acknowledgement #. 2. Global requires MIDW and Country of Origin for fabric supplied by customer from Mill to complete the order and for future references.

This illustrated list price book has been designed to facilitate fast reference and easy use. Products are categorized into "seating", "desks", "files", "panels" or "tables" and are listed numerically within their categories. The line drawings match actual photographs (where possible) to aid in instant recognition of the total range within a series.

Sales of Global Furniture Group ("Global") products are made only on Global's standard Terms and Conditions of sale which are contained in this list price book. The "Purchaser" in these Terms and Conditions shall refer to Dealers and those who originally purchase directly from Global for use or re-sale. These standard Terms and Conditions may be modified or supplemented only by a separately written document signed by Global's authorized personnel at its head office in Toronto, Ontario, Canada. Any term or condition contained in any purchase order or other form used by the Purchaser to order goods (including standard, printed language) which is different from, in addition to, or in any way inconsistent with Global's standard Terms and Conditions shall be of no force or effect whatsoever.

All illustrations, specifications and prices in this list price book are based on the latest product information available at time of publication. Global reserves the right to make changes at any time and without prior notice to prices, colors, materials, specifications and models offered.

Description

Each product shown or described in this list price book is standard Global product. Available options are noted at the beginning of each series. Available options may require additional delivery time and cost, and may affect the warranty given. Sizes and weights shown are approximate and are subject to slight changes from time to time.

Prices and Payment

The prices shown in this list price book as well as those quoted by Global, are in Canadian dollars for orders shipped to destinations in Canada.

If shipping date requested is more than 90 days from date of order, Global shall reserve the right to use published list prices effective at time of shipment.

Orders are invoiced at time of shipment. Terms of payment are net 30 days from date of invoice unless otherwise stated. The Purchaser agrees that Global shall reserve the right to enforce a charge amounting to 1.5% per month (18% per year) on invoices outstanding more than 30 days.

If the Purchaser's most recent annual net volume is less than \$5,000, Global may suggest payment be made in advance.

All orders are subject to the Purchaser complying with Global's prevailing credit policy.

Any products sold by Global shall remain the property of Global until fully paid.

Prices are suggested list prices only and are subject to change without notice. Global will, however, attempt to keep the Purchasers up-to-date on all developments including price changes.

Taxes

All prices shown in this list price book are exclusive of sales, use, excise, HST and other applicable taxes and duties which may be the Purchaser's responsibility as per the invoice issued by Global. If the Purchaser claims an exemption from such taxes, it shall be the Purchaser's responsibility to furnish Global with an appropriate exemption certificate at time of order.

Ordering Information

Global requires that all orders be submitted in writing and will be acknowledged on Global's acknowledgement forms governing the transaction.

The details appearing on this acknowledgement will describe the items to be shipped and the approximate shipping date. It is the Purchaser's responsibility to determine that the information in the acknowledgment is correct. In the event of an error, the Purchaser must notify their Global Customer Service representative immediately by telephone followed by written confirmation. Shipping dates are assigned to orders based on the items having the longest manufacturing lead time (unless instructed to partial ship).

At time of order, please provide the following information:

1. Account number (if possible)
2. PO number
3. "Bill to" and/or "Ship to" and name and address
4. Complete model number and selected options including textiles/finishes
5. Special instructions and tag information
6. Shipping instructions, please indicate:
 - a. pick up
 - b. Global trailer program
 - c. common carrier, provide name of carrier, your account number
7. Special quote (SQ) # or MTM # (if applicable)
8. Customer's Own Material (COM), Global Purchased Material (GPM), Customer's Own Leather (COL), see below.
9. For specials and custom quoted product, please indicate the custom quote # on your PO. If changes are made to the quote a new quote must be issued prior to submitting the order. It is the Purchaser's responsibility to determine that the information on the quote is correct. Global will not be responsible for wrong product due to errors in the quote.

The above points will be checked by Global for accuracy. Global will process orders using the codes provided by the Purchaser. Price discrepancy is the responsibility of the Purchaser. The Purchaser must notify Global prior to invoicing.

The Purchaser is responsible for providing correct information at time of order. If no option(s) are selected the system will default to standard feature(s). Orders with missing/incorrect information (finish, etc.) will be put on hold until all information is complete. Orders will be scheduled for manufacturing upon receipt of complete information.

Changes and Cancellations

After the date of Global's acknowledgment of the Purchaser's order, the order may not be changed or cancelled by the Purchaser without the written consent of Global. Orders for products upholstered in "special order textiles" (GPM) cannot be cancelled once material has been purchased. Special order items, COM and textile-covered items already in production are not subject to change or cancellation under any circumstances. Textile-covered items are considered to be in production once the textile is scheduled for cutting. Other standard items already in production are subject to a minimum 35% cancellation charge.

Errors and Omissions

All quotations, acknowledgements and invoices are subject to corrections for any errors and omissions.

Casters

The list price book specifies the caster which comes standard with each chair model. Most chairs are equipped with C1 or C65 casters which are best used on carpeted surfaces. If it is intended to use the product on hard surfaces such as ceramics, concrete, linoleum or hardwood, it is recommended to use different casters. It is the responsibility of the customer to determine the standard caster for a particular product and whether such caster is appropriate for the given application. The Arm and Caster section illustrates the caster options offered by Global and their suggested uses.

FINISHES

Seating Finishes - Painted

Where painted frames are not a standard color, a special quote is required.

Seating Finishes - Wood Stained

A one time setup fee of \$250 net will be applied per order for custom wood staining/color matching requests. This payment will be valid for 5 years from the date it is set up. After 5 years, the \$250 setup fee will apply again. Restrictions may apply. The customer must provide a 3" x 3" color chip/sample.

For application of customer's own wood stain, there will be an upcharge of 10% list price, per unit (in addition to the option upcharge, when applicable). For orders with custom stain unit quantities of 30 or more, the upcharge may be reduced or eliminated. A [Special Product Request](#) must be submitted for a quotation.

Custom Wood Staining

Custom wood staining procedure for wood seating is as follows. Customer provides a sample of the desired wood finish. That sample is sent to Global's Specials Department. Several finished samples will be sent back. The customer/end user will sign off on the samples (keeping one for their records) and return the rest of the samples. Global will not necessarily match the wood species but rather will generate a color that will coordinate with the sample when it is applied to the wood species used in the seating frame.

File Finishes

There is no upcharge on any standard file finish. Any non-standard file finish must be approved by Global prior to acceptance of order and may be subject to an upcharge.

9300 Series, 9300 Plus Series, G Series Pedestals can be ordered in non-standard finishes with a 10% upcharge on orders up to and including 10 units. There is no upcharge on orders of 11 units or more.

Please note:

- You can only combine 9300 Series and 9300 Plus Series to meet the 11 unit minimum.

An upcharge of 10% will apply to Metallic, Mica and any non-standard White finishes regardless of the number of units ordered.

Wood Veneer Finishes

Because the distinctive characteristics and the nature of wood products cause variations, exact matches are not always possible. Global will not be held responsible if the finishes cannot be matched.

Customer's Own Material (COM)

Use of COM must be approved by Global prior to acceptance of order. Please submit the Authorization Request Form.

Photocopy and use this form as often as necessary. The customer must provide a 12" x 12" textile sample and advise how the textile is to be applied and quantity of textile being sent. **Textile yardage requirement will be advised by the factory, and additional yardage may be required if pattern requires matching.** Upon approval from Global, send textile to the COM Department at: 596 Supertest Road, Toronto ON, M3J 2M5. Send to the address provided on shipping document upon approval from Global. If COM is difficult to apply or if product is required to be modified, extra charges will apply. Global reserves the right to cancel an order at any time if COM is inadequate for any reason. COM must be shipped freight and duties paid if applicable to our factory. Such shipment must be fully identified with the Purchaser's order number, and the item for which the material is intended. Performance of COM when applied to product is the sole responsibility of the Purchaser. Global's standard product warranty shall not apply to COM.

COM price is the lowest published price/grade for the series. The published yardage requirement for COM orders is approximate and shown beside each item in the list price book. The yardage shown there is based on the textile requirements for cutting and sewing a single chair in a plain patterned textile. For textiles with a pattern repeat or for COM orders involving 10 or more chairs, please consult with Customer Service for recalculation of the yardage requirements as this may significantly change the textile requirement.

Textile Grading

All products are priced according to their standard textile grade. Lower grade textiles may be available but at the same price as standard textile grade. See Textiles and Finishes section for graded textiles.

Combining two grades of textiles may result in a revised grade. Please refer to "Two Grades Combination Chart" in the Textiles and Finishes section. For more than two textiles a special quotation is required.

Global Purchased Material, Customer Specified (GPM)

Global may purchase material specified by the customer. Use of GPM must be approved by Global prior to acceptance of order. If it is difficult to apply or if product is required to be modified, extra charges will apply. Global reserves the right to cancel an order at any time if GPM is inadequate for any reason. Performance of GPM when applied to product is the sole responsibility of the textile vendor. Global's standard warranty will not apply to GPM materials.

Customer's Own Leather (COL)

Not all seating can be upholstered in leather. Please consult series notes for availability. COL price is the lowest published grade for the series (leather or fabric).

Upholstery Coverings

Slight variations in color may occur between dye lots. Although Global attempts to minimize these variances, they do occur and must be accepted as normal and will not be considered defects.

Leather is a Natural Product

Natural variations occur in the color, grain and texture of leather. As a result, a degree of variation should be expected. As leather is used it develops a patina. Its color changes slightly, it will get marked and it will stretch and pull, these are the hallmarks of genuine leather and are not considered defects.

Yardage

Required yardage (yd) is based on unmatched materials with widths of 54" for seating, 63" for panels.

Arms

A wide selection of arms are available for some series. See Arm Chart in the Seating list price book.

Weight

In the Seating list price book, weight is provided for both unit weight and carton weight. In the Desking + Tables and Metal Filing + Storage list price books, carton weight is provided.

Delays

Global's order acknowledgment will state a shipping date which is Global's best estimate at the time the order is acknowledged. However, Global shall not incur any obligation or liability to the Purchaser for failure to ship by specified date unless Global has agreed to an unequivocal shipping date in a separately signed written document executed by its authorized personnel at its head office. In addition, Global will not be liable for any loss or damage resulting from any delay or failure in shipment or other failure to perform all or any part of the agreement between the parties with respect to the goods shown on the face of the order acknowledgement where such delay, failure, loss or damage is the proximate result of any act of any governmental authority or political subdivision thereof, revolution, riot, civil disorder or disturbance, delay or default in transportation, strike disputes among or between labor unions or other labor disputes, delay or inability in obtaining materials and facilities, fire, flood, act of God or any cause not within the reasonable control of Global.

Free on Board (FOB)

FOB point is Global's Factory, Toronto, Ontario, Canada.

Courier Type Shipments

This symbol is used to indicate that the adjacent product can be sent by courier type shipments, such as Federal Express, Purolator, CanPar and UPS.

Shipping

The Purchaser must select, at time of order, one of two methods of freight payment. Global will make no end-user shipments unless special arrangements have been made.

1. FOB point of shipment, freight collect - pick up and common carrier.
2. FOB point of shipment, freight prepaid and invoiced to the Purchaser - Global Trailer Program.

All deliveries are dock to dock.

Service

Service requests are normally the responsibility of Global's authorized Dealers. Where this cannot be accomplished on a local level, service problems should be referred to Global's Customer Service Department.

Global/Express (Canada)

Tel: (905) 660-5101 or 1-800-567-8901

Fax: (905) 660-4759 or 1-800-375-5134

Global International

Tel: (416) 661-3660

Fax: (416) 661-661-0983 or 1-877-585-5579

Returns

No returns of goods will be accepted without written consent and shipping instruction from Global. A minimum re-stocking charge of 35% is made on all authorized returns for credit or refund, provided goods are received by Global in the condition in which they left the factory. This may increase depending on the type of product. Global's Return Goods Authorization (RGA) numbers must appear prominently on all authorized returns. Global will not be responsible for return freight costs. No credit will be given if goods cannot be reused as new. Special order items, non-stock items and COM products are in no event subject to return. All returns must be approved and authorized in writing by

Global Customer Service. Global reserves the right to refuse delivery of any unauthorized returns.

Claims

All goods are sold FOB plant or Global Distribution Center. Global is not responsible for damage which occurs in transit (or in storage). The carrier signs for all goods received in apparently good order. It is the Purchaser's responsibility to examine goods upon receipt and to file any claims with the carrier for losses or damage to the product occurring during transit, including concealed damage.

Any claims made against Global for apparent defects, errors or shortages must be made by the Purchaser, in writing, within 15 working days after any delivery. Failure by the Purchaser to make any claim against Global within 15 days shall constitute acceptance of the goods and a waiver of any apparent defects, errors or shortages.

Suspension

In the event that the Purchaser defaults in the payment of any sum due to Global, or in the event the Purchaser's financial condition becomes unsatisfactory to Global, Global shall have the right to defer or discontinue shipment of any goods until such time as the default is cured or the Purchaser provides assurance of payment to Global.

Copyright

All catalogs, photographs, drawings, list price books and other printed materials are protected by copyright. All rights reserved.

Trademarks

All trademarks are owned by Global Furniture Group other than OBUSFORME™ which is owned by OBUSFORME LTD CO., a division of Homematics Inc., MOR-CARE which is owned by MORBERN INC, Perma-Mesh which is the property of J.B. Research Inc. SCHUKRA™ which is owned by SCHUKRA MANUFACTURING INC. OBUSFORME® and the distinctive backrest design are registered trademarks of OBUSFORME LTD CO.

Designs and Patents

Many of the products produced by Global are protected by design registrations, design patents and/or patents. Design and specifications are subject to change, discontinuance or additions without notice.

For a full listing of issued trademarks, please visit globalfurnituregroup.com.

Cubic Measure

The stated volume is an approximate cubic foot measure that may be used to calculate freight costs. The figure shown is the total shipping volume of a unit (e.g. if a part is sent in 2 cartons the volume indicated reflects both cartons together) and is subject to change without notice. It is most economical to purchase the specified number per carton.

Combined Shipments

Global will make every effort to combine shipments and orders on written request. However, Global cannot be held responsible where such requests are not complied with.

Offer of Sale

Possession of this list price book or any other literature shall not imply the company's willingness to sell to the holder and shall not be construed as a direct offer of sale.

If a conflict arises between: (i) prices found in software support packages furnished to the customer by Global or by any other source on behalf of Global; and (ii) Global's current pricing found on Global's website, then the most current shall prevail.

Testing Qualifications

Many Global products pass or exceed the most stringent industry testing standards.

Disclaimer

Metric dimensions are provided for seating products for reference only. In the event that there is a discrepancy between imperial measurements and metric measurements, imperial measurements shall prevail. Prices shown are current manufacturer's suggested list prices at time of printing. Updated pricing is available on Global's website. All applicable taxes are extra. Descriptions, specifications and prices are subject to change without notice. Errors and omissions are subject to correction.

Fire Rating

The state of California recently repealed CAL TB133, but requests for it may still occur until local fire codes are updated and/or a national standard is declared. Global will no longer test products to meet CAL TB133.

The industry is supporting the adoption of CAL TB117-2013 as the accepted fire standard and will be what Global can support. CAL TB117 outlines performance standards and methods for testing the smolder resistance of cover textiles, barrier materials, filling materials and decking materials used in upholstered furniture. This is done by a "cigarette test".

CAL TB117-2013 does not require a fire blocker or any additional components to achieve the rating. All Global foams and textiles (carded & GPM) meet CAL TB117-2013 requirements without any harmful chemicals. Global can provide third party CAL TB117-2013 certifications upon request for any textile or foam by model.

Often the Fire Marshal will request 'NFPA 261', however, this is not a test required by our industry or provided by Global. CAL TB117-2013 is the equivalent and can be accepted at the discretion of the Fire Marshal.

WARNING - SEATING PRODUCTS TO PREVENT PRODUCT FAILURE AND POSSIBLE INJURY:

Ensure that the appropriate selection is made for the intended use of the chair including user's weight. Some chairs are not recommended for users above a certain weight. Frequently inspect the chair for visible cracks and tighten all screws, bolts and adjustable knobs. If the chair is damaged or unstable, immediately remove it from service.

Any information or suggestions concerning applications, specifications or compliances with codes and standards is provided solely for your convenient reference and without any representation as to accuracy or suitability. Global disclaims any legal responsibility. The user must verify and test the suitability of any information or products for his specific application. Global reserves the right to change the Terms and Conditions in the list price book without notice.

This list price book is effective as of January 2023.

For periodic updates, please check the PDF at globalfurnituregroup.com. After login, select Resources then Price Lists. From here you will have the option to select either the Seating, Desking + Tables or Metal Filing + Storage price list books. Global warrants that all commercial products are free from defects in material and workmanship, for the life of the product, to the original Purchaser.

Global warrants that all commercial products are free from defects in material and workmanship, for the life of the product, to the original Purchaser.

Global will repair or replace, at Global's option, as the sole remedy for any defect covered by the warranty. The warranty applies to products manufactured after March 22, 2016.

Global makes no warranty that any of its products are suitable for any particular purpose and makes no other warranties, express or implied, other than those set out here. As codes and standards vary from one jurisdiction to another, references to compliance are solely for convenience and without any representation as to accuracy or suitability. Users must verify the suitability of such information or product for their specific application. In no event shall Global be liable in either tort or contract for any loss or direct, special, incidental, consequential, or exemplary damages.

General Commercial Seating

Global's warranty for general commercial seating covers all chair components including pneumatic cylinders, bases, casters, glides, frames, arms, plastic seats, backs and other structural components. The warranty applies to single shift, standard commercial usage, defined as a standard eight (8) hour day, forty (40) hour week for users weighing up to 300 lbs.

Exceptions to the warranty for general commercial seating are as follows:

- Foam, upholstery, textiles (as sampled on Global branded and textile program cards), mesh material and electrical devices, are warranted for five (5) years
- Control mechanisms are warranted for twelve (12) years
- Heavy duty seating and light use seating are not defined as General commercial seating (see below for warranty exceptions)

Heavy Duty Seating

Global offers products designed for multiple shift applications (24 hours a day / 7 days a week) and larger individuals weighing up to 350, 400, 500 and/or 600 lbs. (depending on series and/or model). Global warrants these products for twelve (12) years to the original Purchaser. All components (including control mechanisms, pneumatic cylinders, bases, casters, glides, frames, arms, plastic seats/backs, etc.) are covered for 24/7 applications under the warranty. The exceptions are foam, upholstery and textiles, which are covered for five (5) years. Fabric or upholstery material on these products must exceed 100,000 double rubs for the textile portion of the warranty to apply. Heavy duty product series that apply under this warranty can be found in the Heavy Duty section of the list price book.

Light Use Seating

Global offers light use seating that is warranted for ten (10) years for the original Purchaser. The warranty covers all components (frames, glides and arms). The foam/textiles are warranted for five (5) years. The warranty on these light use series is for an eight (8) hour day, forty (40) hour week for users up to 200 lbs. Light use product series that apply under this warranty currently consists of the Key series.

Outdoor Furniture

Global offers products designed for use indoors or outdoors. Global warrants these products for three (3) years to the original purchaser. This warranty applies to single shift (eight (8) hour day, forty (40) hour week) for users weighing up to 275 pounds, unless noted otherwise. Outdoor furniture must be stored indoors during inclement or extreme weather such as extreme cold, extreme heat, or excessive wind.

Exceptions to the warranty for indoor/outdoor furniture is as follows:

- Only Global branded textiles and Alliance Partner carded textile program materials expressly identified for outdoor application are covered for three (3) years when used outdoors.

Seating Warranty Summary

Seating Type	Components Warranty For Original Purchaser	Use Time For Warranty Coverage	Exceptions
General commercial seating	lifetime	8 hours/5 days per week	foam/upholstery/textiles/mesh/electrical devices - 5 years control mechanisms - 12 years
Heavy duty seating	12 years	24 hours/7 days per week	foam/upholstery/textiles - 5 years
Light use seating	10 years	8 hours/5 days per week	foam/upholstery/textiles - 5 years
Indoor + outdoor furniture	3 years	8 hours/5 days per week	outdoor use textiles - 3 years

Global's warranty does not apply (for any product category) to the following:

- Nominal or normal amount of wear and tear that can occur over time
- Failures which result from negligence, abuse, accident or misuse
- Failure to apply, install or maintain products according to Global's written instructions and warnings
- Modifications, attachments or repair methods not approved by Global
- Damage caused by a carrier in transit, or delivery/installation contractors
- The matching of colors, grains or textures (wood, leather, etc.) of natural materials
- Products exposed to extreme hot or cold temperatures or excessively dry or humid environments
- Color fastness or the matching of color of textiles, dye lots of textile can vary
- Damage by markings or staining; damage by sharp objects or imprinting from instruments
- Damage to textiles or laminate and wood surfaces/edges from exposure to sunlight (including UV rays)
- Products not purchased directly from authorized Global resellers
- Products used for rental purposes
- Purchased parts are warranted for one (1) year
- Failure to follow specific cleaning and disinfecting instructions posted on globalfurnituregroup.com

Global's warranty does not cover the costs of transportation or labor. Repair or replacement will be at Global's discretion.

Textiles

Global warrants Global branded textiles and Global carded textile programs inclusive of fabrics, vinyls and leather products for five (5) years. Global does not warrant COM (Customer's Own Material) or GPM (Global Purchased Material) that are customer specified materials, or graded-in and purchased by Global for a customer. For GPM or COM products, please contact the textile supplier for performance information and warranty details. Please refer to our website at globalfurnituregroup.com for detailed information on cleaning and disinfecting procedures. Improper usage of disinfecting/cleaning products may void the warranty.

Global textiles and finishes are updated periodically to meet the demand and trends of the market. As a result, some textiles and finishes may be discontinued by Global or the manufacturer. In the event that a textile or finish is discontinued, Global will make every reasonable effort to provide an alternative product(s) of comparable function.

1004.....	128	1898.....	178	2076APUT.....	211	2662-8.....	48	3371.....	317	5091-4.....	92
1005.....	128	1899.....	178	2076AUU.....	211	2662P-0.....	48	3371C.....	317	5091-4PB.....	92
1010.....	129	1900.....	178	2076AUUT.....	211	2662P-3.....	48	3371CLTL.....	318	5092.....	92
1011.....	129	1901.....	69	2076NPP.....	211	2662P-4.....	48	3371CTRL.....	318	5225.....	75
1014.....	129	1902.....	69	2076NPPT.....	212	2662P-6.....	49	3371LTL.....	317	5226.....	75
1015.....	129	1903.....	69	2076NPU.....	205, 211	2662P-8.....	48	3371RTL.....	317	5227.....	76
1105.....	150	1906.....	69	2076NPUT.....	212	2663-6.....	49	3372.....	318	5228.....	76
1110.....	150	1907.....	70	2076NUU.....	211	2663P-6.....	49	3372C.....	318	5233.....	75, 212
1170-3.....	39	1908.....	70	2076NUUT.....	212	2664-6.....	49	3372CLTL.....	318	5330-2.....	85
1170-8.....	39	1909.....	70	2085.....	212	2664P-6.....	49	3372CRTL.....	318	5330-4.....	85
1171-0.....	39	1950-3.....	101	2105.....	132	2665-6.....	49	3372LTL.....	318	5331-2.....	86
1171-2.....	39	1950-4.....	101	2108.....	132	2665P-6.....	49	3372RTL.....	318	5331-4.....	86
1171-3.....	40	1951-3.....	101	2109.....	132	2670-2.....	33	3373.....	319	5332.....	86
1171-5.....	40	1951-4.....	102	2121.....	161	2670-4.....	33	3374.....	319	5332C.....	86
1171-6.....	40	1952-6.....	102	2122.....	161	2670-4PB.....	34	3400.....	319	5333-3.....	87
1171-8.....	40	1953.....	102	2125WS.....	182, 216, 223	2671-2.....	34	3401.....	319	5333-4.....	87
1172-5.....	40	2073APP.....	79	2131.....	161	2671-4.....	34	3402.....	319	5335.....	86
1172-6.....	41	2073APPPB.....	79	2151.....	154	2671-4PB.....	34	3431.....	326	5336-1.....	87
1174.....	41	2073APU.....	80	2152.....	154	2672-6.....	34	3431L.....	331	5336-3.....	88
1175.....	41	2073APUPB.....	80	2155.....	154	2676-2.....	35	3431NA.....	331	5336-4.....	88
1177-5.....	41	2073AUU.....	80	2156.....	154	2676-4.....	35	3431R.....	331	5336-5.....	88
1178-5.....	41	2073AUUPB.....	80	2171C.....	130	2676-4PB.....	35	3432.....	326	5336-6.....	88
1190-2.....	42	2073NPP.....	80	2171WS.....	130	2677-2.....	35	3433.....	326	5337-5.....	88
1190-3.....	42	2073NPPPB.....	80	2172C.....	131	2677-4.....	35	3433L.....	331	5337-6.....	89
1191-2.....	42	2073NPU.....	80	2172WS.....	130	2677-4PB.....	36	3433NA.....	331	5338-6.....	89
1191-3.....	42	2073NPUPB.....	81	2173WS.....	131	2678-6.....	36	3433R.....	331	5339-6.....	89
1220-3.....	23	2073NUU.....	80	2174WS.....	131	2736.....	44	3434B.....	331	5450-3.....	98
1221-3.....	23	2073NUUPB.....	81	2176.....	131	2736MB.....	44	3435B.....	332	5450-4.....	98
1240-0.....	62	2074APP.....	81	2180.....	131, 215	2737.....	44	3481.....	279	5450-6.....	98
1240-2.....	62	2074APPPB.....	81	2188.....	215	2738.....	44	3482.....	279	5450-8.....	99
1240-3.....	62	2074APU.....	81	2194C.....	213	2738MB.....	45	3483.....	279	5451-0.....	99
1240P-0.....	62	2074APUPB.....	81	2194WS.....	213	2739.....	45	3650-3.....	97	5451-3.....	99
1240P-2.....	62	2074AUU.....	81	2195C.....	214	2748.....	45	3650-8.....	97	5451-4.....	99
1240P-3.....	62	2074AUUPB.....	81	2195WS.....	213	2748MB.....	45	3651-3.....	97	5451-5.....	99
1241-0.....	63	2074NPP.....	82	2197.....	215	2749.....	45	3651-8.....	97	5457-6.....	100
1241-2.....	63	2074NPPPB.....	82	2198C.....	214	2811-4.....	273	3670-3.....	25	5458-6.....	100
1241-3.....	63	2074NPU.....	82	2198WS.....	214	2811-8.....	273	3671-3.....	25	5471.....	241
1241P-0.....	63	2074NPUPB.....	82	2199C.....	214	2813.....	273	3720.....	93	5471-CP.....	241
1241P-2.....	63	2074NUU.....	82	2199WS.....	214	2814.....	273	3722.....	93	5471-MP.....	241
1241P-3.....	63	2074NUUPB.....	82	2241.....	359	2850-3.....	21	3722C.....	93	5472.....	242
1246.....	63	2075APP.....	206	2243.....	359	2851-3.....	21	3732.....	93	5472-CP.....	242
1247.....	63	2075APPT.....	206	2311.....	71	2852-3.....	21	3742.....	94	5472-MP.....	242
1251-0.....	343	2075APU.....	206	2312.....	71	3112.....	43	3760.....	94	5473.....	242
1251-3.....	344	2075APUT.....	207	2314.....	71	3117.....	43	3766.....	94	5473-CP.....	242
1251-8.....	344	2075AUU.....	206	2315.....	71	3140-3.....	53	3767.....	22	5473-MP.....	242
1252-0.....	344	2075AUUT.....	207	2317.....	72	3141-3.....	53	3870.....	327	5474-HP.....	242
1252-3.....	344	2075BRAPP.....	207	2330.....	110	3212.....	37	3871.....	328	5474-LP.....	242
1252-8.....	344	2075BRAPPT.....	208	2331.....	110	3212-50.....	366	3878.....	333	5474-WV.....	242
1253-0.....	345	2075BRAPU.....	207	2340-3.....	110	3217.....	37	3879.....	333	5475-HP.....	243
1253-3.....	345	2075BRAPUT.....	208	2341-3.....	110	3217-50.....	366	3880.....	333	5475-LP.....	243
1253-8.....	345	2075BRAUU.....	207	2341-6.....	111	3254.....	37	3881L.....	334	5475-WV.....	243
1254-0.....	345	2075BRAUUT.....	208	2343-6.....	111	3254-50.....	366	3881R.....	334	5476-HP.....	243
1254-3.....	345	2075BRNPU.....	208	2400-18.....	24	3255.....	38	3882.....	334	5476-LP.....	243
1254-8.....	346	2075BRNPP.....	208	2409.....	24	3255-50.....	367	3883.....	334	5476-WV.....	243
1255-0.....	346	2075BRNPU.....	208	2424.....	24, 340	3256-50.....	367	3884.....	334	5477-HP.....	243
1255-3.....	346	2075BRNPUT.....	209	2424-18.....	24, 340	3257-50.....	367	3885.....	332	5477-LP.....	243
1255-8.....	346	2075BRNUU.....	208	2512-3.....	349	3275.....	38	3991.....	20	5477-WV.....	243
1256-0.....	346	2075BRNUUT.....	209	2526.....	348	3278.....	38	3992.....	20	5481.....	243
1256-3.....	347	2075BSAPP.....	209	2527.....	348	3278-50.....	367	3993.....	20	5481-CP.....	243
1256-8.....	347	2075BSAPU.....	209	2660-0.....	46	3288.....	38	4075.....	153	5481-MP.....	243
1260-0.....	64	2075BSAUU.....	209	2660-3.....	46	3288-50.....	367	4076.....	153	5482.....	244
1260-3.....	64	2075BSNPP.....	209	2660-4.....	47	3360.....	334	4077.....	117	5482-CP.....	244
1260P-0.....	64	2075BSNPU.....	209	2660-8.....	47	3361.....	325	4078.....	117	5482-MP.....	244
1260P-3.....	64	2075BSNUU.....	209	2660P-0.....	46	3361B.....	330	4411.....	61	5483.....	244
1261-0.....	64	2075CSAPP.....	205, 210	2660P-3.....	46	3361L.....	329	4430.....	61	5483-CP.....	244
1261-3.....	64	2075CSAPU.....	210	2660P-4.....	47	3361NA.....	330	4432.....	61	5483-MP.....	244
1261P-0.....	64	2075CSAUU.....	210	2660P-8.....	47	3361R.....	329	4560.....	26	5484-HP.....	244
1261P-3.....	64	2075CSNPP.....	210	2661-0.....	47	3362.....	326	4561.....	26	5484-LP.....	244
1871.....	67	2075CSNPU.....	210	2661-3.....	47	3363.....	326	4565.....	26	5484-WV.....	244
1872.....	67	2075CSNUU.....	210	2661-4.....	47	3363B.....	330	4570-3.....	27	5485-HP.....	245
1874.....	68	2075NPP.....	206	2661-8.....	48	3363L.....	330	4571-3.....	27	5485-LP.....	245
1876.....	68	2075NPPT.....	207	2661P-0.....	47	3363NA.....	330	5080-0.....	90	5485-WV.....	245
1877.....	68	2075NPU.....	206	2661P-3.....	47	3363R.....	330	5080-3.....	90	5486-HP.....	245
1879.....	68	2075NPUT.....	207	2661P-4.....	47	3365.....	126	5080-4.....	90	5486-LP.....	245
1888.....	177	2075NUU.....	206	2661P-8.....	48	3365C.....	126	5081-0.....	91	5486-WV.....	245
1889.....	177	2075NUUT.....	207	2662-0.....	48	3366.....	327	5081-3.....	91	5487-HP.....	245
1890.....	177	2076APP.....	210	2662-3.....	48	3367.....	327	5081-4.....	91	5487-LP.....	245
1896.....	68	2076APPT.....	211	2662-4.....	48	3368.....	327	5090-4.....	91	5487-WV.....	245
1897.....	69	2076APU.....	211	2662-6.....	49	3369.....	126	5090-4PB.....	91	5540.....	28

INDEX

5540NA	28	6332-8	108	6507	120, 121	6525	191	6574TLMBP	195	6628TR	138
5541	29	6332-8MO	108	6508	187	6525T	192	6574TLP	195	6628TRP	139
5541NA	29	6333-6	109	6508MB	187	6525TWS	192	6574TR	195	6630	139
5546	29	6333-6MO	109	6508T	187	6525WS	191	6574TRMB	195	6631	139
5546NA	29	6334	218	6508TMB	187	6526	192	6574TRMBP	195	6632	139
5940	157	6334C	218	6508TWS	187	6537	197	6574TRP	195	6633	139
5940C	157	6334CMO	218	6508TWSMB	187	6537MB	197	6575	195	6637	140
5941	157	6334MO	218	6508WS	187	6537MBPB	197	6575TL	195	6638	140
5941C	158	6335	219	6508WSMB	187	6537MBTL	197	6575TLP	196	6656	223
5942	158	6335C	219	6509	187	6537MBTR	197	6575TR	195	6657	223
5942C	158	6335CMO	219	6509MB	187	6537MBTRPB	197	6575TRP	196	6660	140
5943	158	6335MO	219	6509T	187	6537PB	197	6577	196	6661	140
5944	158	6337-6	109	6509TMB	187	6537TL	197	6577MB	196	6662	140
5945	159	6337-6MO	109	6509TWS	187	6537TR	197	6577TL	196	6663	141
5950	159	6338-6	109	6509TWSMB	187	6537TRPB	197	6577TLMB	196	6667	141
5950C	159	6338-6MO	109	6509WS	187	6538	197	6577TLMBP	196	6668	141
5951	159	6339	109, 351	6509WSMB	187	6538MB	197	6577TLP	196	6690	123, 141
5951C	159	6340	121, 219	6511	188	6538MBTL	197	6577TR	196	6691	124, 141
5952	160	6340L	121	6511T	188	6538MBTR	197	6577TRMB	196	6692	124, 142
5952C	160	6341	122, 219	6511TWS	188	6538T	197	6577TRMBP	196	6693	124, 142
5953	160	6342	122, 219	6511WS	188	6539	198	6577TRP	196	6697	124, 142
5954	160	6342L	122	6513	188	6539PB	198	6578	196	6698	124, 142
5955	160	6343	122, 220	6513MB	188	6539TL	198	6578MB	196	6710	168
6007	32	6343L	122	6513T	188	6539TR	198	6578TL	196	6710BS	169
6070	54	6350	220	6513TMB	188	6539TRPB	198	6578TLMB	196	6710CS	169
6070NA	55	6351	220	6513TWS	188	6558	192	6578TLMBP	196	6711	168
6071	55	6352	220	6513TWSMB	188	6558CS	192	6578TLP	196	6711BS	169
6071NA	55	6353	220	6513WS	188	6558CSMB	192	6578TR	196	6711CS	170
6072	55	6360	221	6513WSMB	188	6558MB	192	6578TRMB	196	6712	169
6072NA	55	6360MO	221	6514	188	6559	193	6578TRMBP	196	6712BS	170
6073	55	6361	221	6514MB	188	6559CS	193	6578TRP	196	6712CS	170
6073NA	56	6362	221	6514T	189	6559CSMB	193	6579	197	6713	169
6074	56	6362MO	221	6514TMB	189	6559MB	193	6579TL	197	6713BS	170
6074NA	56	6363	221	6514TWS	189	6561	193	6579TLP	197	6713CS	170
6075	56	6363MO	221	6514TWSMB	189	6561CS	193	6579TR	197	6714	171
6075NA	56	6364-6LPB	222	6514WS	188	6563	193	6579TRP	197	6715	171
6076	56	6364-6PB	221	6514WSMB	188	6563CS	194	6591B	121	6717	125, 171
6076NA	57	6364-6RPB	222	6515	189	6563CSMB	194	6620	134	6719	125, 171
6077	57	6374-6LPB	222	6515T	189	6563MB	193	6620P	134	6720	142
6077NA	57	6374-6PB	222	6515TWS	189	6564	194	6620TL	134	6720PB	143
6321-0	103	6374-6RPB	222	6515WS	189	6564CS	194	6620TLP	134	6720TL	143
6321-3	104	6400	58	6517WS	189	6564CSMB	194	6620TR	134	6720TLPB	143
6321-4	104	6400PB	58	6518	189	6564MB	194	6620TRP	134	6720TR	143
6321-4PB	104	6401	59	6518MB	189	6565	194	6621	134	6720TRPB	143
6321-6	104	6401PB	59	6518T	190	6565CS	194	6621G	134	6721	143
6321-8	104	6402	59	6518TMB	190	6567	198	6621GP	135	6721PB	143
6322-0	105	6402PB	59	6518TWS	190	6567MBPB	198	6621P	135	6721TL	144
6322-3	105	6403	59	6518TWSMB	190	6567MBTL	198	6621TL	135	6721TLPB	144
6322-4	105	6403PB	59	6518WS	189	6567MBTLPB	198	6621TLP	135	6721TR	144
6322-4PB	105	6410	60	6518WSMB	189	6567MBTR	198	6621TR	135	6721TRPB	144
6322-6	105	6411	60	6519	190	6567MBTRPB	198	6621TRP	135	6722	144
6322-8	105	6412	60	6519MB	190	6567PB	198	6622	135	6722PB	144
6323-6	106	6413	60	6519T	190	6567T	198	6622P	135	6722TL	144
6324	217	6460	51	6519TMB	190	6567TLPB	198	6622TL	136	6722TLPB	145
6324C	218	6460PB	51	6519TWS	190	6567TRPB	198	6622TLP	136	6722TR	144
6325	218	6461	51	6519TWSMB	190	6568	198	6622TR	136	6722TRPB	145
6325C	218	6461PB	51	6519WS	190	6568MB	198	6622TRP	136	6723	145
6327-6	106	6462	51	6519WSMB	190	6568MBTL	198	6623	136	6723PB	145
6328-6	106	6462PB	52	6521	190	6568MBTR	198	6623G	136	6723TL	145
6331-0	106	6500A2	119	6521T	190	6568TL	198	6623GP	136	6723TLPB	145
6331-0MO	106	6500A3	119	6521TWS	190	6568TR	198	6623P	136	6723TR	145
6331-3	106	6500A4	119	6521WS	190	6569	199	6623TL	136	6723TRPB	145
6331-3MO	106	6500A8	119	6522	127, 192, 212	6569PB	199	6623TLP	137	6727	146
6331-4	107	6500A9	119	6523	191	6569TL	199	6623TR	136	6727PB	146
6331-4MO	107	6500BD	120	6523MB	191	6569TLPB	199	6623TRP	137	6727TL	146
6331-4PB	107	6500BR	187	6523T	191	6569TR	199	6624	137	6727TLPB	146
6331-6	107	6500S2	120	6523TMB	191	6569TRPB	199	6626	137, 171	6727TR	146
6331-6MO	107	6500S3	120	6523TWS	191	6573	195	6627	137	6727TRPB	146
6331-8	107	6500S4	120	6523TWSMB	191	6573MB	195	6627P	137	6728	146
6331-8MO	107	6501	122, 185	6523WS	191	6573TL	195	6627TL	138	6728PB	147
6332-0	107	6501MB	122, 185	6523WSMB	191	6573TLMB	195	6627TLP	138	6728TL	147
6332-0MO	107	6502	122, 186	6524	191	6573TLP	195	6627TR	138	6728TLPB	147
6332-3	108	6502MB	122, 186	6524MB	191	6573TR	195	6627TRP	138	6728TR	147
6332-3MO	108	6503	123, 186	6524T	191	6573TRMB	195	6628	138	6728TRPB	147
6332-4	108	6504	123, 186	6524TMB	191	6573TRP	195	6628G	138	6730	147
6332-4MO	108	6504MB	123, 186	6524TWS	191	6574	195	6628GP	138	6731	147
6332-4PB	108	6505	123, 186	6524TWSMB	191	6574MB	195	6628P	138	6732	148
6332-6	108	6505MB	123, 186	6524WS	191	6574TL	195	6628TL	138	6733	148
6332-6MO	108	6506	123, 186	6524WSMB	191	6574TLMB	195	6628TLP	139	6737	148

6738.....	148	7701L.....	281	7786.....	293	8030PF.....	260	8042SQ2216WSF.....	268	8459NAS.....	66
6741.....	172	7701NA.....	281	7787.....	293	8031.....	260	8042SQ2216WSK.....	268	8459S.....	66
6741TL.....	172	7701R.....	281	7788.....	293	8031F.....	260	8042SQ2816C.....	268	8506-48.....	320
6741TR.....	172	7702.....	281	7862.....	246	8031P.....	260	8042SQ2816CK.....	268	8506-60.....	320
6743.....	172	7702L.....	281	7867.....	237	8031PF.....	260	8042SQ2816CSF.....	268	8506-72.....	320
6743TL.....	172	7702NA.....	282	7868.....	237	8032.....	261	8042SQ2816CSK.....	268	8506-78.....	321
6743TR.....	172	7702R.....	281	7870.....	237	8032F.....	261	8042SQ2816L.....	268	8507-48.....	321
6750.....	114	7703.....	282	7870L.....	237	8032P.....	261	8042SQ2816IK.....	268	8507-60.....	321
6751.....	114	7703L.....	282	7870R.....	237	8032PF.....	261	8042SQ2816ISF.....	268	8507-72.....	321
6752.....	114	7703NA.....	282	7871.....	238	8033.....	262	8042SQ2816ISK.....	268	8507-78.....	321
6753.....	115	7703R.....	282	7872.....	238	8033F.....	262	8042SQ2816W.....	268	8508-48.....	321
6754.....	115	7704.....	282	7873.....	238	8033P.....	262	8042SQ2816WK.....	268	8508-60.....	322
6755.....	115	7704L.....	283	7874.....	238	8033PF.....	262	8042SQ2816WSF.....	268	8508-72.....	322
6756.....	115, 204	7704NA.....	283	7874FS.....	238	8034.....	262	8042SQ2816WSK.....	268	8508-78.....	322
6761-4.....	83	7704R.....	283	7875.....	246	8034F.....	262	8043OV2220I.....	269	8509.....	322
6761-8.....	83	7705.....	283	7875LTL.....	247	8034P.....	262	8043OV2220IK.....	269	8520T.....	155
6762-6.....	200	7705L.....	283	7875RTL.....	247	8034PF.....	262	8043OV2220ISF.....	269	8521T.....	155
6762-6PB.....	201	7705NA.....	283	7876.....	247	8035.....	263	8043OV2220ISK.....	269	8522T.....	155
6763-6.....	201	7705R.....	283	7877.....	247	8035F.....	263	8043OV2616C.....	269	8525T.....	155
6763-6PB.....	201	7706.....	284	7879.....	248	8035P.....	263	8043OV2616CK.....	269	8526T.....	156
6764.....	201	7706L.....	284	7880.....	239	8035PF.....	263	8043OV2616CSF.....	269	8621.....	162
6764C.....	201	7706NA.....	284	7885.....	248	8036.....	263	8043OV2616L.....	269	8621S26.....	162
6764FC.....	202	7706R.....	284	7886.....	248	8036F.....	263	8043OV2616IK.....	269	8621S30.....	163
6765.....	202	7707.....	284	7887.....	248	8036P.....	263	8043OV2616ISF.....	269	8622.....	162
6765C.....	202	7707L.....	284	7888.....	248	8036PF.....	263	8043OV2616ISK.....	269	8622S26.....	162
6765FC.....	202	7707NA.....	285	7889.....	249	8037.....	264	8043OV2616ISK.....	269	8622S30.....	163
6766-4.....	84	7707R.....	284	7890L.....	249	8037F.....	264	8043OV2616W.....	269	8624.....	162
6766-8.....	84	7708.....	285	7890R.....	249	8037P.....	264	8043OV2616WSF.....	269	8624S26.....	163
6767-6.....	202	7708L.....	285	7891L.....	249	8037PF.....	264	8043OV3116C.....	269	8624S30.....	163
6768-6.....	203	7708NA.....	285	7891R.....	249	8037PH.....	264	8043OV3116CK.....	269	8647.....	179
6775.....	151	7708R.....	285	7892.....	247, 250	8037PHF.....	264	8043OV3116CSF.....	269	8647P.....	179
6776.....	151	7709.....	285	7893.....	249	8038.....	264	8043OV3116CSK.....	269	8648LBNSS24.....	180
6777.....	152	7709L.....	286	7894.....	249	8038F.....	264	8043OV3116L.....	269	8648LBNSS30.....	180
6778.....	152	7709NA.....	286	7895.....	247	8038P.....	264	8043OV3116IK.....	269	8648LBPS24.....	180
6780.....	115	7709R.....	286	7896.....	247	8038PF.....	264	8043OV3116ISF.....	269	8648LBPS30.....	180
6781.....	116	7710L.....	286	7897.....	248	8038PH.....	264	8043OV3116ISK.....	269	8648PS24.....	179
6785.....	116	7710NA.....	286	7901L.....	249	8038PHF.....	264	8043OV3116W.....	269	8648PS30.....	180
6786.....	116	7710R.....	286	7901R.....	249	8041R2120I.....	267	8043OV3116WK.....	269	8648S24.....	179
6790.....	204	7711L.....	286	8016.....	262	8041R2120IK.....	267	8043OV3116WSF.....	269	8648S30.....	180
6791.....	204	7711NA.....	287	8016F.....	262	8041R2120ISF.....	267	8043OV3116WSK.....	269	8649.....	180
6900.....	181	7711R.....	286	8016P.....	262	8041R2120ISK.....	267	8051.....	265	9602-50.....	368
6900C.....	181	7712L.....	287	8016PF.....	262	8041R2616C.....	267	8052.....	265	9602-62.....	371
6900CTL.....	181	7712NA.....	287	8021.....	261	8041R2616CK.....	267	8053.....	265	9602-64.....	372
6900CTR.....	181	7712R.....	287	8021P.....	261	8041R2616CSF.....	267	8054.....	265	9604-50.....	368
6900TL.....	181	7713L.....	287	8022.....	261	8041R2616CSK.....	267	8055.....	265	9604-62.....	371
6900TR.....	181	7713NA.....	287	8022P.....	261	8041R2616L.....	267	8056.....	265	9604-64.....	372
6901.....	182	7713R.....	287	8023.....	260	8041R2616IK.....	267	8271.....	323	9611-50.....	368
6901C.....	182	7714L.....	288	8023F.....	260	8041R2616ISF.....	267	8272.....	323	9611-64.....	372
6901CTL.....	182	7714NA.....	288	8023P.....	260	8041R2616ISK.....	267	8273.....	324	9612-50.....	368
6901CTR.....	182	7714R.....	288	8023PF.....	260	8041R2616W.....	267	8274.....	324	9612-64.....	372
6901TL.....	182	7715L.....	288	8024.....	261	8041R2616WK.....	267	8275.....	324	9624-50.....	368
6901TR.....	182	7715NA.....	288	8024F.....	261	8041R2616WSF.....	267	8276.....	324	9624-62.....	371
6902.....	182	7715R.....	288	8024P.....	261	8041R2616WSK.....	267	8335T.....	164	9624-64.....	373
6903.....	182	7716.....	288	8024PF.....	261	8041R3016C.....	267	8336T.....	164	9632-50.....	368
6904.....	183	7717.....	289	8025.....	262	8041R3016CK.....	267	8433-4.....	270	9632-62.....	371
6905.....	183	7718.....	289	8025F.....	262	8041R3016CSF.....	267	8434.....	270	9632-64.....	373
6906.....	183	7725.....	289	8025P.....	262	8041R3016CSK.....	267	8435-1524.....	271	9662-50.....	369
6907.....	183	7726.....	289	8025PF.....	262	8041R3016L.....	267	8435-1530.....	271	9662-64.....	373
6909.....	183	7727.....	289	8026.....	260	8041R3016IK.....	267	8435-2224.....	271	9663-50.....	369
6930.....	125, 184	7728.....	290	8026S.....	260	8041R3016ISF.....	267	8435-2230.....	271	9663-64.....	373
6931.....	125, 184	7729.....	290	8027.....	263	8041R3016ISK.....	267	8436-1524.....	271	9664-50.....	369
6941.....	78	7730.....	290	8027F.....	263	8041R3016W.....	267	8436-1530.....	271	9664-64.....	373
6942.....	78	7731.....	290	8027P.....	263	8041R3016WK.....	267	8436-2224.....	272	9665-50.....	369
6960.....	165	7732.....	290	8027PF.....	263	8041R3016WSF.....	267	8436-2230.....	272	9665-64.....	374
6961.....	165	7733.....	291	8028.....	263	8041R3016WSK.....	267	8437.....	270	9666-50.....	369
6962.....	166	7734.....	291	8028F.....	263	8042SQ1920I.....	268	8456.....	73	9666-64.....	374
6963.....	166	7735.....	291	8028P.....	263	8042SQ1920IK.....	268	8456NA.....	74	9667-50.....	370
6969.....	167	7736.....	291	8028PF.....	263	8042SQ1920ISF.....	268	8456S.....	73	9667-64.....	374
6970.....	167	7737.....	291	8028PH.....	263	8042SQ1920ISK.....	268	8456SNA.....	74	9751.....	228
7331.....	31	7738.....	292	8028PHF.....	263	8042SQ2216C.....	268	8457.....	73	9751L.....	228
7332.....	31	7739.....	292	8029.....	264	8042SQ2216CK.....	268	8457NA.....	74	9751NA.....	229
7333.....	31	7740.....	292	8029F.....	264	8042SQ2216CSF.....	268	8457S.....	73	9751R.....	228
7336.....	31	7741.....	292	8029P.....	264	8042SQ2216CSK.....	268	8457SNA.....	74	9752.....	229
7336NA.....	31	7742.....	292	8029PF.....	264	8042SQ2216L.....	268	8458.....	65	9752L.....	229
7472-3.....	95	7743.....	293, 316	8029PH.....	264	8042SQ2216IK.....	268	8458NA.....	65	9752L-OB.....	230
7482-3.....	96	7745.....	293, 316	8029PHF.....	264	8042SQ2216ISF.....	268	8458NAS.....	65	9752NA.....	229
7492-3.....	96	7746.....	293	8030.....	260	8042SQ2216ISK.....	268	8458S.....	65	9752NAHB42.....	229
7497-7NA.....	96	7747.....	293	8030F.....	260	8042SQ2216L.....	268	8459.....	66	9752NAHB42TB.....	230
7701.....	281	7748.....	293	8030P.....	260	8042SQ2216WK.....	268	8459NA.....	66	9752NAHB48.....	230

INDEX

9752NAHB48TB	230	R5CSAPU	175	R27811R	302	R27861	315	TS2330	339
9752NA-OB	230	R5CSNPP	175	R27812	302	R27862	315	TS2331	339
9752-OB	230	R5CSNPU	176	R27812B	302	R27863	315	TS3140-3	337
9752R	229	R5NPPC	174	R27812L	303	R27864	315	TS3141-3	337
9752R-OB	230	R5NPPG	174	R27812R	303	RDOL	176	TS3212	336
9753	231	R5NPUC	174	R27815	303		S	TS3217	336
9753L	231	R5NPUG	174	R27815L	303	S2303	363	TS5450-3	338
9753NA	232	R6APP	174	R27815R	303	S2304	363	TS5451-3	339
9753NAHB42	231	R6APU	174	R27815S	303	S2312	363	TS6321-3	350
9753NAHB42TB	231	R6NPP	175	R27815SL	303	S2314	364	TS6322-3	350
9753NAHB48	231	R6NPU	175	R27815SR	303	S3254	363	TS6331-3	351
9753NAHB48TB	231	R2770	306	R27816	303	S6328-6	351	TS6331-3MO	351
9753NA-OB	232	R2771	307	R27816L	303	S6338-6	351	TS6332-3	351
9753-OB	232	R27801	296	R27816R	303	S7862	251	TS6332-3MO	351
9753R	231	R27801B	296	R27816S	303	S7875	251	TS7331	342
9754	232	R27801L	296	R27816SL	303	S7875LT	251	TS7332	342
9755	232	R27801R	296	R27816SR	303	S7875RT	251	TS7333	342
9756	233	R27802	296	R27817	304	S7876	252		
9757L	233	R27802B	296	R27817L	304	S7876LRT	252		
9758R	233	R27802L	297	R27817R	304	S7876LT	252		
9759	233	R27802R	297	R27817S	304, 305	S7876RT	252		
9760	233	R27803	297	R27817SL	304	S7877	253		
9761	233	R27803B	297	R27817SR	304	S7877LRT	253		
9762	233	R27803L	297	R27818	304	S7877LT	253		
9763	234	R27803R	297	R27818L	304	S7877RT	253		
9764	229	R27804	297	R27818R	304	S7879	255		
9765	234	R27804B	298	R27818S	304	S7884	254		
9766	234	R27804L	298	R27818SL	304	S7884L	255		
9767	234	R27804R	298	R27818SR	304	S7884NA	254		
9768	234	R27804S	297	R27819	304	S7884R	255		
9769S24	234	R27804SB	298	R27819L	305	S7890L	253		
9769S30	235	R27804SL	298	R27819R	305	S7890LLT	253		
		R27804SR	298	R27819S	304	S7890R	253		
		R27805	298	R27819SL	305	S7890RRT	253		
B2	359	R27805B	298	R27819SR	305	S7891L	254		
B4M	359	R27805L	298	R27820	305	S7891LLT	254		
B5A	359	R27805R	298	R27820L	305	S7891R	254		
B7A	359	R27805SB	298	R27820R	305	S7891RRT	254		
		R27805SL	298	R27820S	305	S7893	255		
C1SET	357	R27805SR	298	R27820SL	305	S7894	255		
C7RSET	375	R27806	299	R27820SR	305	S7895	251		
C7SET	357	R27806B	299	R27821	305	S7896	252		
C9RSET	357	R27806L	299	R27821S	305	S7897	254		
C10RSET	357, 375	R27806R	299	R27822	305	S7901L	251		
C10SET	357	R27806S	299	R27822S	305	S7901LLT	252		
C14RSET	357	R27806SB	299	R27823	306	S7901R	251		
C65RSET	357, 375	R27806SL	299	R27823S	306	S7901RRT	252		
C65SET	357	R27806SR	299	R27824	306	S7902	256		
C66RSET	357	R27807	299	R27824S	306	S7902L	256		
C82SET	357	R27807B	299	R27825	306	S7902LLT	256		
		R27807L	300	R27825S	306	S7902LRT	257		
FP15	161	R27807R	300	R27826	306	S7902LT	256		
		R27807S	299	R27826S	306	S7902NA	256		
LX2226SC	274	R27807SB	299	R27831	309	S7902R	256		
LX2426AC	274	R27807SL	300	R27832	309	S7902RRT	256		
LX3433CH	274	R27807SR	300	R27833	309	S7902RT	256		
LX36360TT	274	R27808	300	R27834	309	S7904	257		
LX6033S	275	R27808B	300	R27835	309	S7904L	257		
LX8033S	275	R27808L	300	R27836	310	S7904NA	257		
		R27808R	300	R27837	310	S7904R	257		
ML2121	276	R27808S	300	R27838	310	S7905	255		
ML2326	277	R27808SB	300	R27839	310	S7911	257		
ML2630	277	R27808SL	300	R27840	310	S7912	258		
ML2634	278	R27808SR	300	R27841	311	S7913	258		
ML4634	278	R27809	300	R27842	311	S7915	258		
ML6634	278	R27809B	301	R27843	311	S7916	258		
ML8634	278	R27809L	301	R27844	311		T		
ML171724	276	R27809R	301	R27845	311	TS1170-3	336		
ML171730	276	R27809S	300	R27846	312	TS1171-3	337		
ML171733	276	R27809SB	301	R27847	312	TS1190-3	337		
		R27809SL	301	R27848	312	TS1191-3	337		
R5APPC	173	R27809SR	301	R27849	312	TS1240-3	338		
R5APPG	173	R27810	301	R27850	312	TS1240P-3	338		
R5APUC	174	R27810B	301	R27855	314	TS1241-3	338		
R5APUG	174	R27810L	301	R27856	314	TS1241P-3	338		
R5BSAPP	176	R27810R	301	R27857	314	TS1260-3	338		
R5BSAPU	176	R27811	302	R27858	314	TS1260P-3	338		
R5BSNPP	176	R27811B	302	R27859	314	TS1261-3	338		
R5BSNPU	176	R27811L	302	R27860	315	TS1261P-3	338		
R5CSAPP	175								

Global offices in Canada

Head Office

560 Supertest Road
Toronto, Ontario
M3J 2M6
T (416) 650-6500

Toronto Sales Office

1350 Flint Road
Toronto, Ontario
M3J 2J7
T (416) 661-3660

Showrooms

Calgary

237 8 Avenue SE, Suite 302
Calgary, Alberta
T2G 5C3
T (403) 250-7770

The Blueprint Montreal

1010 Sainte-Catherine Street W, Mezz 2
Montreal, Quebec
H3B 1E7
T (514) 866-4331

Ottawa

251 Laurier Avenue West, Suite 400
Ottawa, Ontario
K1P 5J6
T (613) 234-2881
Please call ahead to book an appointment.

Edmonton

10158 103 Street NW, Suite 201
Edmonton, Alberta
T5J 0X6
T (780) 444-8922

Toronto

1350 Flint Road
Toronto, Ontario
M3J 2J7
T (416) 661-3660

Vancouver

675 West Hastings Street, Suite 1000
Vancouver, British Columbia
V6B 1N2
T (604) 432-1701

Halifax

1061 Marginal Road, Suite 120
Halifax, Nova Scotia
B3H 4P7
T (902) 422-7434

The Blueprint Toronto

(MetroCentre)
200 Wellington Street West, Suite 1602
Toronto, Ontario
M5V 3C7

Winnipeg

111 Lombard Avenue, Suite 220
Winnipeg, Manitoba
R3B 0T4
T (204) 925-3350

