

## Seating

---

Pricing effective January 1, 2023 - Canada

Revised July 15, 2024



# PRICE LIST seating



# think global

## THE GLOBAL EDGE

### ERGONOMICS IN THE OFFICE

- Full range of ergonomically designed workplace, healthcare and office furniture with competitive pricing and built-in value.

### STRENGTH AND STABILITY

- Established in 1966.
- One of North America's largest office furniture manufacturers.
- Manufacturing and showrooms worldwide.

### QUICK SHIP PROGRAM

- Global's Quick Ship program offers the most comprehensive product offering across Canada.
- While we offer many additional products in a wide array of styles and colors, many items will be available to ship to you in as little as ten days.

### STRONG LOCAL REPRESENTATION

- Service and expert advice where you are, when you need it!

### MANUFACTURING CAPABILITY

- Vertical integration ensures "start to finish" control.
- Ongoing research and investment in new, innovative production technology.

### QUALITY ASSURANCE

- The quality program is registered to ISO 9001.
- On-site furniture testing facility.
- Products and components are tested to meet or exceed ANSI/BIFMA standards.
- Products backed by Global's Limited Lifetime Warranty.

### ENVIRONMENTAL COMMITMENT

- Continuous development of "earth friendly" programs.
- One of the first molded foam manufacturers to create ozone-friendly, CFC and HFC-free processes.
- Many seat and back pans are made from recyclable plastics and wood waste, enabling little waste and cost effective products.

## SYMBOL IDENTIFICATION

Each seating product with an RTA code identifies the assembly requirements.

**RTA 00** FULLY ASSEMBLED

**RTA 1** SIMPLE ASSEMBLY (no tools required)

- Parts to install:
- casters
  - base
  - pneumatic cylinder/cover can

**RTA 2** MODEST ASSEMBLY (tools supplied, if necessary)

- Parts to install:
- casters
  - base
  - pneumatic cylinder/cover can
  - back

**RTA 4** MODERATE ASSEMBLY (tools supplied)

- Parts to install:
- casters
  - base
  - pneumatic cylinder/cover can
  - back
  - armrest

**RTA 8** FULL ASSEMBLY (tools supplied)

- Parts to install:
- casters
  - base
  - pneumatic cylinder/cover can
  - back
  - armrest
  - mechanism



All products with this designation are suitable for courier shipment throughout Canada.

# TABLE OF CONTENTS

## A

Academic Task .....	362
Accord (Global Accord).....	33
Arm selections .....	353
Arturo .....	20
Aspen .....	21
Auburn.....	22
Aurora.....	23

## B

Bakhita .....	113
Ballara .....	224
Beach.....	116
Beam Seating.....	117
Braden .....	235

## C

Calidon .....	239
Camino .....	240
Caprice .....	125
Caster selections.....	356
Chap .....	127
Citi .....	245
Citi Square.....	249
Comet .....	129
Concorde .....	24
Concorde Executive 24HR .....	339

## D

Diplomat.....	131
Drift .....	258
Duet.....	132
Duet Beam.....	122

## E

Echo.....	25
Enterprise.....	26
Erin .....	148

## F

Factor.....	28
File Buddy.....	149
Flap.....	150

## G

G1 Ergo Select.....	30
G1 Ergo Select TS .....	340
G20.....	32
Global Accord.....	33
Granada.....	37
Granada TS.....	335
Granada Deluxe.....	39
Granada Deluxe TS .....	335
Granada with Schukra Lumbar.....	43
Graphic.....	44

## I

Industrial .....	364
Islands .....	152

## J

Jeo.....	269
----------	-----

## K

Kate .....	272
Key.....	153

## L

Layne.....	154
Lite.....	156
Locust.....	160
Loover.....	46
Luray.....	50
Lux.....	273

## M

Malaga .....	53
Malaga TS.....	336
Marche .....	161
Mayne .....	163
ML .....	275
ML Park .....	277
Moda .....	164

## N

Noetic.....	54
Novello.....	58

## O

ObusForme .....	61
ObusForme Comfort .....	62
ObusForme Comfort TS.....	337
ObusForme Comfort XL .....	342

## P

Popcorn.....	167
Popcorn Beam .....	124
Prairie .....	278
Prefer.....	65

## R

Rebound .....	172
River .....	279
River+ .....	293
Robust .....	347
Roma .....	67
Roma Nester .....	176

## S

Sas.....	178
Saxon.....	348
Score .....	71
Sidero .....	180
Sidero Beam .....	124
Sirena .....	316
Solar.....	73
Solo .....	75
Sonic.....	184
Sonic Beam .....	121
Sora .....	77
Spritz Task .....	83
Spritz Multi-Purpose & Nesting.....	199
Spyker.....	203
Stream.....	79, 204
Supra .....	84
Supra-X.....	86
Synopsis .....	89

## T

Traditional .....	92
Tritek Ergo Select .....	94
Triumph.....	96
Truform .....	97
Truform TS.....	337
Twilight.....	212
Tye .....	100

## V

Venture.....	319
Vion .....	102
Vion Beam .....	120
Vion TS .....	349
Vitrola.....	322

## W

Wind Seating .....	324
Wind Tables .....	326
Wind Linear Seating .....	328
Wind Linear Tables .....	332

## Y

Yorkdale.....	109
Yorkdale TS .....	338

## Z

Zoma.....	222
-----------	-----

## REFERENCES / PROGRAMS

How to order seating .....	4
Seating by category type .....	5
Ergonomic features and benefits.....	15
Mechanism adjustments.....	16
Arm selections .....	353
Caster selections.....	356
Glide selections - Duet and Popcorn .....	357
Base selections .....	358
Cylinder selections.....	360
Industrial caster selections.....	374
COM/GPM authorization form .....	379
Specialty seating.....	361
Textiles and Finishes .....	375
Metal leg, frame + base finish chart.....	378
Terms and Conditions.....	380
Limited Lifetime Warranty .....	383
Index.....	384



# HOW TO ORDER SEATING



**2676-2**

MODEL NUMBER

+



**TC74**

FABRIC CODE

+



**AMF**

ALUMINUM BASE + MEMORY FOAM

+



**CX**

CASTERS

+



**VU19**

MESH CODE

+



**4L**

CYLINDER

## FABRIC CHAIR EXAMPLE

If there are any options for the chair they would be inserted between the model number and frame finish. For example (see above):

### 2676-2 TC74 AMF CX VU19 4L

This would be the Global Accord Mesh HB Knee-Tilter **2676-2**. The seat is upholstered in Terrace, Echo (**TC74**) with a mesh back in Vue, Coal Black (**VU19**). The chair has fixed arms, optional aluminum base + memory foam seat (**AMF**), dual wheel carpet casters (**CX**) and a 4" cylinder, low rise (**4L**).

## CHAIR SAFETY TIPS




















### Common sense guidelines to ensure that your Global chair will provide many years of comfort and service in a safe and productive environment:

- Always read and follow assembly instructions. Make sure that all the pieces of your Global chair are installed in the proper order to ensure structural integrity.
- Ensure that chair casters are fully inserted into the base of the unit.
- Inspect your chair for loose or worn parts at least once a year.
- Always keep the base of your chair completely on the floor.
- Most Global chairs are equipped with casters for use on carpeted surfaces. Other flooring surfaces may require different casters.
- Speak to your Global sales representative or refer to the Arm, Caster and Base section (page 351) of this price book for appropriate custom selections.
- Many Global office chairs are equipped with tilt tension controls on the seating mechanism. The tension control compensates for different body weights and postures. Always ensure that the control is properly adjusted for a smooth and controlled tilt motion. Your Global sales representative can demonstrate the proper use of all the adjustments on your office chair.
- Do not stand on your Global chair or sit on the arms of your chair.
- Do not put electrical appliances on chairs. Even fire retardant fabrics can be damaged when exposed to direct heat or flame.
- Choose the right chair for your work environment. Global offers a full line of intensive use, multi-shift and specialized chairs for environments with demanding health or safety requirements. Your Global sales representative is trained to help you make the right choice for your workplace.



**WORK / TASK SEATING**

**Task**





	Aspen.....21		Luray.....50		Spritz.....83
	Aurora.....23		Noetic.....54		Spritz Multi-Purpose.....199
	Echo.....25		Novello.....58		Stream.....79
	Enterprise.....26		ObusForme.....61		Supra-X.....86
	Factor.....28		ObusForme Comfort.....62		Synopsis.....89
	G1 Ergo Select.....30		Prefer.....65		Tritek Ergo Select.....94
	G20.....32		Robust.....347		Triumph.....96
	Granada.....37		Roma.....67		Truform.....97
	Granada Deluxe.....39		Score.....71		Tye.....100
	Granada with Schukra Lumbar.....43		Solar.....73		Vion.....102
	Graphic.....44		Sonic.....184		Yorkdale.....109
	Loover.....46		Sora.....77		

# SEATING BY CATEGORY TYPE

## Conference / Management

	Accord (Global Accord).....33
	Arturo.....20
	Aurora.....23
	Enterprise.....26
	Global Accord.....33
	Graphic.....44
	Kate.....272



	Luray.....50
	Novello.....58
	ObusForme Comfort.....62
	Prefer.....65
	Roma.....67
	Solar.....73
	Solo.....75

	Supra.....84
	Synopsis.....89
	Traditional.....92
	Tye.....100

## Executive

	Accord (Global Accord).....33
	Arturo.....20
	Auburn.....22
	Concorde.....24

	Global Accord.....33
	Luray.....50
	ObusForme Comfort.....62
	Robust.....347

	Traditional.....92
	Triumph.....96

Height Adjustable Stools



Factor .....28



File Buddy.....149



Global Accord.....33



Granada.....37



Granada Deluxe .....39



Graphic.....45



Loover.....46



Noetic.....56



Novello.....60



Prefer.....65



Roma.....67



Solar.....73



Spritz .....201



Stream.....79



Supra-X .....86



Tritek Ergo Select.....94



Truform .....97













Vion .....105

# SEATING BY CATEGORY TYPE




























## MULTI-PURPOSE SEATING




### Stacking




 Bakhita.....113	 Key.....153	 Rebound.....172	 Spyker.....203
 Comet.....129	 Locust.....160	 Sas.....178	 Stream.....204
 Duet.....132	 Moda.....165	 Sidero.....180	 Zoma.....222
 Flap.....150	 Popcorn.....167	 Sonic.....184	

### Guest (Metal)

 Aurora.....23	 Kate.....272	 Rebound.....172	 Synopsis.....89
 Caprice.....125	 Key.....153	 Sas.....178	 Twilight.....212
 Comet.....129	 Lite.....156	 Sidero.....180	 Tye.....100
 Diplomat.....131	 Locust.....160	 Solo.....75	 Vion.....216
 Enterprise.....26	 Marche.....161	 Sonic.....184	
 Erin.....148	 Moda.....164	 Stream.....204	
 Granada Deluxe.....39	 ObusForme Comfort....62	 Supra.....84	


**Guest (Wood)**

	Beach .....116
	Chap .....127
	Erin .....148

	Islands .....152
	Layne .....154
	Mayne .....163







	Traditional .....92
	Twilight .....212







**Horizontal Nesting**




	Roma Nester .....176
---	----------------------

	Spritz .....200
---	-----------------

**Tandem / Beam / Pedestal**






	Beam Seating .....117
	Duet Beam .....122
	Duet (pedestal) .....142
	Global Accord (pedestal) .....34
	Luray (pedestal) .....51
	Novello (pedestal) .....58






	Popcorn Beam .....124
	Sidero Beam .....124
	Sonic Beam .....121
	Sonic (pedestal) .....196
	Spritz (pedestal) .....200
	Stream (pedestal) .....79

	Synopsis (pedestal) .....90
	Vion Beam .....120
	Vion (pedestal) .....103

# SEATING BY CATEGORY TYPE

## Stools

	Bakhita.....114
	Caprice.....125
	Diplomat.....131
	Duet.....132
	File Buddy.....149








	Marche.....161
	ML.....275
	Popcorn.....167
	Rebound.....172
	Sas.....178

	Sidero.....180
	Sonic.....184
	Stream.....204
	Twilight.....212
	Vion.....216



## LOUNGE SEATING

	Ballara.....224
	Braden.....235
	Calidon.....239
	Camino.....240
	Citi.....245
	Citi Square.....249
	Drift.....258

	Jeo.....269
	Kate.....272
	Lux.....273
	ML.....275
	ML Park.....277
	Prairie.....278
	River.....279

	River+.....293
	Sirena.....316
	Venture.....319
	Vitrola.....322
	Wind/Wind Linear.....324



HEAVY DUTY / 24HR SEATING



Concorde Executive 24HR.....339



G1 Ergo Select TS.....340



Granada TS .....335



Granada Deluxe TS.....335



Malaga TS.....336



ObusForme Comfort TS.....337



ObusForme Comfort XL.....342



Robust.....347



Saxon .....348



Truform TS.....337



Vion TS.....349



Yorkdale TS .....338



SPECIALTY SEATING



Academic Task.....362



Industrial - 50.....365



Industrial Anti-Microbial - 62 .....370



Industrial Wipe Down - 64.....371



Sidero (children's model) .....182










# SEATING BY CATEGORY TYPE







## EDUCATION

### Classroom Seating

	Academic Task.....	362
	Duet.....	132
	Flap.....	150
	Graphic.....	44
	Noetic.....	54
	Novello.....	58



	Moda.....	165
	Popcorn.....	167
	Rebound.....	172
	Roma Nester.....	176
	Sidero.....	180
	Sonic.....	184

	Spritz.....	199
	Stream.....	204
	Supra-X.....	86
	Vion.....	102

### Work + Task Seating





	Factor.....	28
	Granada Deluxe.....	39
	Graphic.....	44
	Loover.....	46
	Novello.....	58





	ObusForme Comfort.....	62
	Prefer.....	65
	Roma.....	67
	Solar.....	73
	Spritz.....	83

	Stream.....	79
	Supra-X.....	86
	Tritek Ergo Select.....	94
	Truform.....	97
	Vion.....	102

### Guest Seating

	Beach.....	116
	Caprice.....	125
	Chap.....	127
	Duet.....	132
	Erin.....	148

	Flap.....	150
	Islands.....	152
	Moda.....	164
	Rebound.....	172
	Roma.....	176

	Sidero.....	180
	Sonic.....	184
	Vion.....	102
	Zoma.....	222

Lecture Hall Seating



Beam Seating.....117



Popcorn Beam.....124



Sonic Beam.....121



Duet Beam.....122



Sidero Beam.....124



Vion Beam.....120

Lab Seating + Stools



Caprice.....125



Novello.....60



Spritz.....201



Duet.....132



Rebound.....172



Stream.....204



Graphic.....45



Sidero.....180



Supra-X.....86



Noetic.....56



Sonic.....184



Vion.....105

Cafeteria Seating



Bakhita.....113



Popcorn.....167



Spyker.....203



Duet.....132



Rebound.....172



Stream.....204



Flap.....150



Sonic.....184

Lounge Seating



Ballara.....224



Drift.....258



Sirena.....316



Camino.....240



ML Park.....277



Venture.....319



Citi.....245



River.....279



Wind/Wind Linear.....324



Citi Square.....249



River+.....293

# SEATING BY CATEGORY TYPE

## Stacking + Nesting Chairs



Bakhita .....113



Duet .....132



Flap .....150



Moda .....165



Popcorn .....167



Rebound .....172



Roma .....176



Sidero .....180



Sonic .....184



Spritz .....200



Spyker .....203



Stream .....204



Zoma .....222

EACH GLOBAL CHAIR IS BUILT WITH FEATURES THAT ARE ERGONOMICALLY DESIGNED TO PROMOTE GOOD POSTURE AND PROVIDE MAXIMUM COMFORT. WHILE FULLY SUPPORTING YOUR BODY, THESE FEATURES SHOULD ALSO ALLOW YOU TO ADJUST YOUR CHAIR TO FIT YOU.



## A TENSION ADJUSTMENT

Increase or decrease to match body weight. Allows you to rock comfortably, without heavy pushing, reducing muscle fatigue.



## B CHAIR TILT LOCK

Lock the tilt movement in position(s) to accommodate your working posture. Allows you to lock your chair in a comfortable and supportive position. (Can be either single position, multiple position or infinite position.)



## C SEAT HEIGHT

Raise or lower to allow your feet to rest flat on the floor. Avoids pressure under your thighs, easing blood flow.



## D BACK/LUMBAR HEIGHT ADJUSTMENT

Raise or lower to position lumbar support in your lumbar area. Reduces likelihood of back pain.



## E SEAT DEPTH

Change the depth of the seat to accommodate the length of your thighs. Keeps your back in contact with the backrest while avoiding pressure behind your knees. Can be sliding (MD) or manual.



## F SEAT ANGLE ADJUSTMENT

Allows chair to tilt forward changing the angle of your thighs in relation to the floor. Helps reduce disc pressure during forward leaning tasks.



## G BACK ANGLE ADJUSTMENT

Adjust to change the angle of your torso in relation to your thighs. Helps reduce disc pressure and relaxes your back muscles.



## H ARM HEIGHT

Raise or lower to support your forearms. Reduces muscular effort in neck and shoulders, minimizing risk of pain.



## J KNEE-TILT MOVEMENT

Chair tilt pivot point is toward the front of the seat. Stability is maintained as the user reclines, keeping their feet on the floor and maintaining the same torso to thigh angle.



## L SYNCHRO-TILT MOVEMENT

The seat pivots at the center point, while the backrest reclines at a faster rate than the seat, increasing the angle between the user's torso and thighs. Enhances comfort and encourages dynamic body movement.



## M WATERFALL SEAT EDGE

Reduces pressure at the back of your knees, contributing to good blood flow.



## N CONTOURED CUSHION

Supports the body effectively, allowing you to sit longer without discomfort.



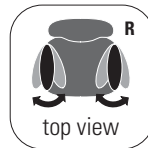
## P VIBRATING SEAT & BACK

Soothing effect contributes to your relaxation during work breaks.



## Q WIDTH ADJUSTABLE ARMS

Allows outward movement of armrests to match shoulder breadth. Ensures armrests properly support forearms, reducing muscular efforts in neck and shoulders.



## R ARM ROTATION

Rotate armcaps to support your forearms in various positions. Reduces muscular effort in neck and shoulders minimizing risk of pain.



## S CENTER TILT

Chair tilts at the center point of the seat allowing you to recline while maintaining the same torso to thigh angle. When your feet are well supported, blood flow is enhanced.



## U SOFT DESCENT PNEUMATIC LIFT

Gently and gradually lowering the seat helps you easily select proper seat height without causing a jerking motion.




## V LUMBAR DEPTH ADJUSTMENT

Increase or decrease curvature of the back to match the profile of your lower back. Enhances comfort and support in the lower lumbar area.

## MAXIMIZING YOUR ERGONOMIC SEATING

- Always select a chair that is designed for the type of work you perform and make certain the chair is comfortable for the length of time spent using it.
- Ensure that the seat and back cushions are contoured to fit your body, which will help eliminate pressure points.
- An ergonomically designed chair should allow changing positions easily.
- As you work, reposition yourself throughout the day to reduce strain and stress on specific muscle groups. If you change job functions, adjust your chair to fit the new task.
- Proper ergonomic seating should help eliminate many of the work related injuries that result from poor posture and poorly designed chairs.


**TASK**



**ADJUSTMENTS**

- (2) Pneumatic seat height
- (8) Manual seat depth
- Back/lumbar height \*\*
- Swivel

**POSTURE TASK**



**ADJUSTMENTS**

- (2) Pneumatic seat height
- (3) Back angle
- (6) Back/lumbar height \*\*
- Seat depth \*
- Swivel


**TILTER**



**ADJUSTMENTS**

- (1) Tilt tension
- (2) Pneumatic seat height
- (9) Multiple position tilt lock \*
- Center tilt action
- Swivel


**KNEE-TILTER**



**ADJUSTMENTS**

- (1) Tilt tension
- (2) Pneumatic seat height
- (9) Multiple position tilt lock \*
- Knee tilt action
- Swivel
- Optional sliding seat depth adjustment (MD)
- Anti kick back


**MULTI-TILTER**



**ADJUSTMENTS**

- (1) Tilt tension
- (2) Pneumatic seat height
- (3) Back angle adjustment
- (4) Seat angle
- (8) Sliding seat depth adjustment (MD)
- (9) Infinite position tilt lock
- Back/lumbar height \*\*
- Center tilt action
- Swivel


**SYNCHRO-TILTER**



**ADJUSTMENTS**

- (1) Tilt tension
- (2) Pneumatic seat height
- (3) Back angle adjustment \*
- (8) Sliding seat depth adjustment (MD)
- (9) Multiple position tilt lock/ synchro tilt action
- Anti kick back \*
- Back/lumbar height \*\*
- Swivel


**POSTURE-TILTER**



**ADJUSTMENTS**

- (1) Tilt tension
- (2) Pneumatic seat height
- (8) Sliding seat depth adjustment (MD)
- (9) Infinite position tilt lock
- Back/lumbar height \*\*
- Swivel


**FUNCTION-TILTER**



**ADJUSTMENTS**

- (1) Tilt tension
- (2) Pneumatic seat height
- (3) Back angle \*
- (9) Upright position tilt lock
- Back/lumbar height \*\*
- Swivel


**OPERATOR**



**ADJUSTMENTS**

- (2) Pneumatic seat height
- (3) Back angle \*(free float/lock)
- (4) Seat angle \*(free float/lock)
- Back/lumbar height \*\*
- With single lever operator mechanism, seat and back angle are controlled using lever 4 \*
- Swivel


**SYNCHRO KNEE-TILTER**



**ADJUSTMENTS**

- (1) Tilt tension
- (2) Pneumatic seat height
- (9) Multiple position tilt lock
- Back/lumbar height \*
- Synchro tilt action
- Anti kick back
- Knee tilt action
- Swivel

**SYNCHRO GLIDER**



**ADJUSTMENTS**

- (1) Tilt tension, dial
- (2) Pneumatic seat height
- (3) Back angle \*
- (8) Sliding seat depth adjustment (MD)
- (9) Multiple position tilt lock
- Back/lumbar height \*\*
- Swivel

- NOTES**
- \* Select models only.
  - \*\* Ratchet back height adjustment on select models.
  - Mechanisms shown are generic depictions and may differ from one chair to another.

GLOBAL FABRIC SAMPLE CARDS DISPLAY THE FOLLOWING ACT FABRIC PERFORMANCE SYMBOLS:

THE ASSOCIATION FOR CONTRACT TEXTILES (ACT) HAS DEVELOPED THE FOLLOWING PERFORMANCE GUIDELINES TO MAKE FABRIC SPECIFICATION EASIER. THE FIVE SYMBOLS GIVE ARCHITECTS, DESIGNERS AND END USERS A VAST AMOUNT OF PERFORMANCE INFORMATION IN A SUCCINCT, VISUAL WAY. THIS CHART LISTS THE REQUIRED TESTS THAT CORRESPOND TO SPECIFIC END USES. AN EXPLANATION OF THE SYMBOL ALSO APPEARS.

## FIRE RETARDANCY



Flammability testing determines a fabric's performance and resistance to burning.

### APPLICATION

Upholstery  
Panels and upholstered walls

### PASSES

California bulletin 117, section E.  
ASTM E 84-03 Class A or Class 1 (unadhered method).

## COLOR FASTNESS TO WET & DRY CROCKING



Color fastness to wet & dry crocking refers to the rubbing off of color from the fabric onto clothing, hands or other materials and can occur under wet or dry conditions.

### APPLICATION

Upholstery  
Panels and upholstered walls

### PASSES

AATCC 8-2001 Dry crocking. Class 4 minimum.  
Wet crocking, Class 3 minimum.  
AATCC 8-2001 E 84 (unadhered method).

## COLOR FASTNESS TO LIGHT



Color fastness to light is the degree to which fabric will retain its color when exposed to light.

### APPLICATION

Upholstery  
Panels and upholstered walls

### PASSES

AATCC option 2-2003 or AATCC - option 3-2003.  
Class 4 minimum of 40 hours.  
AATCC option 2-2003 or AATCC - option 3-2003.  
Class 4 minimum of 40 hours.

## PHYSICAL PROPERTIES



Three physical property tests include: 1 - Brush pill test to determine a fabric's pilling (the formation of fuzzy galls of fiber on the surface of a fabric). 2 - Breaking/tensile strength is the ability of a fabric to withstand tension without breaking or tearing. 3 - Seam slippage is the pulling apart of fabrics at the seams.

### APPLICATION

Upholstery  
Panels and upholstered walls

### PASSES

Brush pill ASTM D3511-02, 3 minimum.  
Breaking strength ASTM D5034-95 (2001) 50 lbs. minimum in warp & weft.  
Seam slippage ASTM D4034 25 lbs. minimum in warp & weft.  
Breaking strength ASTM D5034-95 (2001) (grab test).  
35 lbs. minimum in warp & weft.

## ABRASION



Abrasion is the ability of a fabric to withstand damage from wear and rubbing. There is a general contract specification as well as a heavy duty specification.

### APPLICATION

General contract upholstery  
Heavy duty upholstery

### PASSES






















ASTM D4157-02 (#10 cotton duck) 15,000 double rubs, Wyzenbeek method.  
ASTM D4966-98 (12 KPA pressure) 20,000 double rubs, Martindale method.  
ASTM D4157-02 (#10 cotton duck) 30,000 double rubs, Wyzenbeek method.  
ASTM D4966-98 (12 KPA pressure) 40,000 double rubs, Martindale method.

# work + task

 Arturo.....20	 Factor.....28	 Graphic.....44
 Aspen.....21	 G1 Ergo Select.....30	 Loover.....46
 Auburn.....22	 G20.....32	 Luray.....50
 Aurora.....23	 Global Accord.....33	 Malaga.....53
 Concorde.....24	 Granada.....37	 Noetic.....54
 Echo.....25	 Granada Deluxe.....39	 Novello.....58
 Enterprise.....26	 Granada with Schukra Lumbar.....43	 ObusForme.....61



# work + task

	ObusForme Comfort.....62		Sonic.....184		Traditional.....92
	Prefer.....65		Sora.....77		Tritek Ergo Select.....94
	Robust.....347		Spritz.....83		Triumph.....96
	Roma.....67		Stream.....79		Truform.....97
	Score.....71		Supra.....84		Tye.....100
	Solar.....73		Supra-X.....86		Vion.....216
	Solo.....75		Synopsis.....89		Yorkdale.....109



ARTURO



model 3991




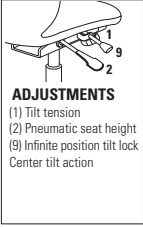

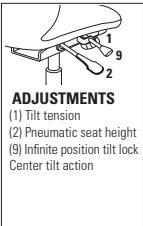

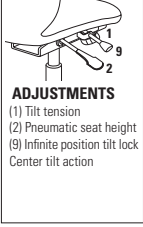
model 3992

STANDARD FEATURES

- Stitched seat and back design, padded headrest (model 3991) and upholstered open arms.
- All models are standard with a five prong, injection molded, fiberglass reinforced nylon Black spider base with (C65) dual wheel carpet casters.
- Base and frame are available in Black only.
- Upholstery options: vinyl or leather only. Vinyl and leather models may feature stitch detail across the seat and/or back cushions, if applicable.

OPTIONAL FEATURES

- There are no arm options for this series.
- Optional abrasion resistant outer back fabric (polyester) is available. Resistant to impact damage. Available in Black only. Please specify (BKB). Add \$9.
- For hard surface flooring casters, please specify (C65R). Add \$21.
- For additional caster options, please refer to the Arm and Caster section (page 351). *Optional casters may be priced higher than the standard casters for your chair and the difference will be charged. Lower priced optional casters will not be credited.*

DESCRIPTION	FEATURES	MODEL #	STANDARD TEXTILE GRADES														
			1	2	3	4	5	6	7	8	9	10	11	12			
 <p><b>Extended HB Tilter</b> COM: 4 YD   3.66 M Unit weight: 50 LB   22.7 KG Carton weight: 54 LB   24.49 KG Carton volume: 14 FT<sup>3</sup>   0.39 MT<sup>3</sup></p>	 <p><b>ADJUSTMENTS</b> (1) Tilt tension (2) Pneumatic seat height (9) Infinite position tilt lock Center tilt action</p>	<p>Ergonomic features: A, B, C, M, N, S</p>	3991	-	-	-	-	1407	1595	1783	1947	2151	2343	2603	2971		
			<b>OVERALL DIMENSIONS</b>			<b>SEAT DIMENSIONS</b>			<b>BACK DIMENSIONS</b>								
			<b>W</b>	<b>D</b>	<b>H</b>	<b>W</b>	<b>D</b>	<b>H</b>	<b>W</b>	<b>H</b>							
			IN 26 MM 660	30.5 775	50 1270	20.5 521	20 508	16.5-20.5 419-521	21.5 546	30.5 775							
			RTA 1	1 per carton													
 <p><b>HB Tilter</b> COM: 3.5 YD   3.2 M Unit weight: 48 LB   21.8 KG Carton weight: 52 LB   23.59 KG Carton volume: 13.25 FT<sup>3</sup>   0.37 MT<sup>3</sup></p>	 <p><b>ADJUSTMENTS</b> (1) Tilt tension (2) Pneumatic seat height (9) Infinite position tilt lock Center tilt action</p>	<p>Ergonomic features: A, B, C, M, N, S</p>	3992	-	-	-	-	1347	1512	1676	1820	1998	2166	2394	2716		
			<b>OVERALL DIMENSIONS</b>			<b>SEAT DIMENSIONS</b>			<b>BACK DIMENSIONS</b>								
			<b>W</b>	<b>D</b>	<b>H</b>	<b>W</b>	<b>D</b>	<b>H</b>	<b>W</b>	<b>H</b>							
			IN 26 MM 660	30 762	43 1092	20.5 521	19.5 495	16.5-20.5 419-521	20.5 521	25 635							
			RTA 1	1 per carton													
 <p><b>LB Tilter</b> COM: 3.5 YD   3.2 M Unit weight: 40 LB   18.2 KG Carton weight: 44 LB   19.96 KG Carton volume: 11.5 FT<sup>3</sup>   0.32 MT<sup>3</sup></p>	 <p><b>ADJUSTMENTS</b> (1) Tilt tension (2) Pneumatic seat height (9) Infinite position tilt lock Center tilt action</p>	<p>Ergonomic features: A, B, C, M, N, S</p>	3993	-	-	-	-	1300	1465	1629	1773	1951	2119	2347	2669		
			<b>OVERALL DIMENSIONS</b>			<b>SEAT DIMENSIONS</b>			<b>BACK DIMENSIONS</b>								
			<b>W</b>	<b>D</b>	<b>H</b>	<b>W</b>	<b>D</b>	<b>H</b>	<b>W</b>	<b>H</b>							
			IN 26 MM 660	29.5 749	37 940	20.5 521	19.5 495	16.5-20.5 419-521	20.5 521	19 483							
			RTA 1	1 per carton													

ASPEN



model 2850-3



model 2851-3



**Lumbar Support**

Back height can be adjusted to enable a user to reposition the contact zone of lumbar support.



model 2852-3


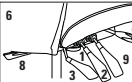



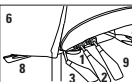
**STANDARD FEATURES**

- Aspen features a slender design and sensitive profile with a superior level of comfort.
- Extended back models are standard with a height adjustable headrest.
- All models offer 2.25" back/lumbar height adjustment via a concealed ratchet system.
- Standard with Global's high quality Soft Descent™ pneumatic lift which slowly and gently lowers the seat height of the chair making it easy to obtain the exact seat height you desire.
- All models are standard with height and width adjustable arms (**AS**) that feature a sliding armcap providing extra support for all users.
- Models feature braille on the underside of all paddles.
- Base and arm detail is standard in Black.
- All models are shipped partially KD.
- Multi-depth mechanism is standard on multi-tilter models. Allows seat to move forward and backward with five locking positions to provide a shallower or deeper seat.
- (**C82**) dual wheel carpet casters are standard.
- Upholstery options: fabric, vinyl or leather. Vinyl and leather models may feature stitch detail across the seat and/or back cushions, if applicable.

**OPTIONAL FEATURES**

- Polished aluminum base (**B7A**) is available, please specify (**ALU**). Add \$131.
- Coordinating Chrome finished arms are available at no upcharge, please specify (**AC**).
- For hard surface flooring casters, please specify (**C9R**). Add \$21.
- For additional arm/caster options, please refer to the Arm and Caster section (page 351). *Optional casters may be priced higher than the standard casters for your chair and the difference will be charged. Lower priced optional casters will not be credited.*



DESCRIPTION	FEATURES	MODEL #	STANDARD TEXTILE GRADES											
			1	2	3	4	5	6	7	8	9	10	11	12
 <p><b>Extended Back Multi-Tilter</b> COM: 2.5 YD   2.29 M Unit weight: 60 LB   27.3 KG Carton weight: 66 LB   29.94 KG Carton volume: 15.5 FT³   0.43 MT³</p>	 <p><b>ADJUSTMENTS</b> (1) Tilt tension (2) Pneumatic seat height (3) Back angle (4) Seat angle (6) Back/lumbar height (8) Sliding seat depth (9) Infinite position tilt lock</p>	<p><b>2850-3</b></p>	1358	1438	1506	1583	1711	1828	1946	2048	2176	2296	2458	2688
			<b>OVERALL DIMENSIONS</b>			<b>SEAT DIMENSIONS</b>			<b>BACK DIMENSIONS</b>					
			<b>W</b>	<b>D</b>	<b>H</b>	<b>W</b>	<b>D</b>	<b>H</b>	<b>W</b>	<b>H</b>				
			IN 25	24	46.75	19.5	18.5-21.5	16.5-20.5	18.5	26.5-29				
MM 635	610	1187	495	470-546	419-521	470	673-737							
		<b>RTA 2</b>	1 per carton											
 <p><b>HB Multi-Tilter</b> COM: 2.25 YD   2.06 M Unit weight: 58 LB   26.4 KG Carton weight: 64 LB   29.03 KG Carton volume: 15.5 FT³   0.43 MT³</p>	 <p><b>ADJUSTMENTS</b> (1) Tilt tension (2) Pneumatic seat height (3) Back angle (4) Seat angle (6) Back/lumbar height (8) Sliding seat depth (9) Infinite position tilt lock</p>	<p><b>2851-3</b></p>	1224	1296	1357	1427	1541	1647	1753	1845	1960	2068	2214	2421
			<b>OVERALL DIMENSIONS</b>			<b>SEAT DIMENSIONS</b>			<b>BACK DIMENSIONS</b>					
			<b>W</b>	<b>D</b>	<b>H</b>	<b>W</b>	<b>D</b>	<b>H</b>	<b>W</b>	<b>H</b>				
			IN 25	24	41	19.5	18.5-21.5	16.5-20.5	18.5	22.5-25				
MM 635	610	1041	495	470-546	419-521	470	572-635							
		<b>RTA 2</b>	1 per carton											
 <p><b>MB Multi-Tilter</b> COM: 2 YD   1.83 M Unit weight: 56 LB   25.5 KG Carton weight: 62 LB   28.12 KG Carton volume: 13 FT³   0.36 MT³</p>	 <p><b>ADJUSTMENTS</b> (1) Tilt tension (2) Pneumatic seat height (3) Back angle (4) Seat angle (6) Back/lumbar height (8) Sliding seat depth (9) Infinite position tilt lock</p>	<p><b>2852-3</b></p>	1182	1246	1300	1362	1464	1558	1652	1734	1836	1932	2062	2246
			<b>OVERALL DIMENSIONS</b>			<b>SEAT DIMENSIONS</b>			<b>BACK DIMENSIONS</b>					
			<b>W</b>	<b>D</b>	<b>H</b>	<b>W</b>	<b>D</b>	<b>H</b>	<b>W</b>	<b>H</b>				
			IN 25	24	37	19.5	18.5-21.5	16.5-20.5	18.5	18.5-21				
MM 635	610	940	495	470-546	419-521	470	470-533							
		<b>RTA 2</b>	1 per carton											

AUBURN



model 3767



Wood-capped base



Polished aluminum



**Optional ALU Base**  
See right for details.




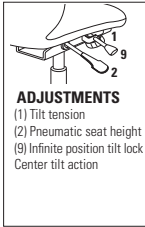
**Optional B4M Base**  
See right for details.

STANDARD FEATURES

- This transitional style judge's chair offers a scrolled urethane arm for durability and comfort.
- Arm frame is made from Black cast aluminum for exceptional strength and quality.
- Standard with soft, durable, self-skinned urethane (SSU) armcaps that are warm to the touch.
- Five prong, injection molded, fiberglass reinforced nylon Black spider base with **(C10)** dual wheel carpet casters.
- Upholstery options: leather only. Models may feature a horizontal stitch detail across the seat and/or back cushions, if applicable.

OPTIONAL FEATURES

- Oval style wood-capped steel base (**B4M**) with **(C1)** casters is available. Genuine maple faced veneers and solids are used. Available in Absolute (AAM), Black (BKM), Cherry (ACM), Espresso Cafe (ECM), English Oak (EOM), Fruitwood (TFM), Gray (HGM), Honey (AHM), Mahogany (TMM), Maple (AVM), Medium Walnut (MWM), Natural Walnut (NLW), Night (ASM), Noce Biondo (NBM), Noce Grigio (NGM), Noce Leggero (NEM), Noce Medio (NMM), Shaker Cherry (SKM), Walnut (TWM), WC Cream (WTM), White (WHM) and Winter Cherry (WCM). Please specify. Add \$131.
- Polished aluminum base is available, please specify **(ALU)**. Add \$131.
- For hard surface flooring casters, please specify **(C10R)**. Add \$20.
- For additional arm/caster options, please refer to the Arm and Caster section (page 351). *Optional casters may be priced higher than the standard casters for your chair and the difference will be charged. Lower priced optional casters will not be credited.*

DESCRIPTION	FEATURES	MODEL #	STANDARD TEXTILE GRADES														
			1	2	3	4	5	6	7	8	9	10	11	12			
 <p><b>HB Tilter</b> COM: 3 YD   2.74 M Unit weight: 66 LB   30 KG Carton weight: 77.5 LB   35.15 KG Carton volume: 24.5 FT<sup>3</sup>   0.69 MT<sup>3</sup></p>	 <p><b>ADJUSTMENTS</b> (1) Tilt tension (2) Pneumatic seat height (9) Infinite position tilt lock Center tilt action</p>	<p><b>3767</b></p>	-	-	-	-	1394	1535	1676	1799	1952	2096	2291	2567			
			OVERALL DIMENSIONS			SEAT DIMENSIONS			BACK DIMENSIONS								
			W	D	H	W	D	H	W	H							
IN	28	28	46.5	21.5	18	18-22	21.5	26									
MM	711	711	1181	546	457	457-559	546	660									
		<b>RTA 00</b>	1 per carton														

Ergonomic features:  
A, B, C, M, N, S

AURORA




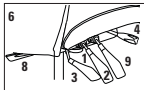


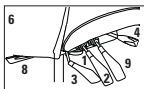

model 1220-3

STANDARD FEATURES

- Exceptional value task seating including two back heights.
- Compound curved back and seat comfortably match body shape.
- Height adjustable (3P) arms with soft, durable, self-skinned urethane (SSU) armcaps that are warm to the touch.
- Vari-Width (WA) width adjustable arm extensions are standard when chair is ordered with adjustable arms. Allows the arms to move away from the seat by 2" on each side to allow space if desired for broader hip widths.
- Side activated sliding seat depth adjustment (MD) is standard on multi-tilters.
- Vertical back height ratchet adjustment of 5.25", standard on all models (except task chairs, armchairs and side chairs).
- Back support upright is 3" wide for extra strength.
- All models are standard with a five prong, injection molded, fiberglass reinforced nylon Black spider base with (C65) dual wheel carpet casters.
- Upholstery options: fabric, vinyl or leather. Vinyl and leather models may feature stitch detail across the seat and/or back cushions, if applicable.

OPTIONAL FEATURES

- Polished aluminum base with Black end guards (B2) is available, please specify (ALU). Add \$131.
- For hard surface flooring casters, please specify (C65R). Add \$21.
- For additional arm/caster options, please refer to the Arm and Caster section (page 351). *Optional casters may be priced higher than the standard casters for your chair and the difference will be charged. Lower priced optional casters will not be credited.*

DESCRIPTION	FEATURES	MODEL #	STANDARD TEXTILE GRADES											
			1	2	3	4	5	6	7	8	9	10	11	12
 <p><b>High Back Multi-Tilter</b> COM: 2 YD   1.83 M Unit weight: 57 LB   25.9 KG Carton weight: 69 LB   31.3 KG Carton volume: 10.5 FT³   0.29 MT³</p>	 <p><b>ADJUSTMENTS</b> (1) Tilt tension (2) Pneumatic seat height (3) Back angle (4) Seat angle (6) Back/lumbar height (8) Sliding seat depth (9) Infinite position tilt lock Center tilt action</p>	<b>1220-3</b>	841	905	959	1021	1123	1217	1311	1393	1495	1591	1721	1905
		<b>OVERALL DIMENSIONS</b>			<b>SEAT DIMENSIONS</b>			<b>BACK DIMENSIONS</b>						
		IN	25.5	25	46.5	21	18-21	17.5-22.5	19.5	23-28.25				
MM	648	635	1181	533	457-533	445-572	495	584-718						
				<b>RTA 2</b>		1 per carton								
 <p><b>Medium Back Multi-Tilter</b> COM: 1.75 YD   1.6 M Unit weight: 54 LB   24.5 KG Carton weight: 66 LB   29.94 KG Carton volume: 10.5 FT³   0.29 MT³</p>	 <p><b>ADJUSTMENTS</b> (1) Tilt tension (2) Pneumatic seat height (3) Back angle (4) Seat angle (6) Back/lumbar height (8) Sliding seat depth (9) Infinite position tilt lock Center tilt action</p>	<b>1221-3</b>	794	850	897	952	1041	1123	1205	1277	1366	1450	1564	1725
		<b>OVERALL DIMENSIONS</b>			<b>SEAT DIMENSIONS</b>			<b>BACK DIMENSIONS</b>						
		IN	25.5	25	42.5	21	18-21	17.5-22.5	19.5	19-24.25				
MM	648	635	1080	533	457-533	445-572	495	483-616						
				<b>RTA 2</b>		1 per carton								

CONCORDE



model 2400-18



model 2400-18



**Push Button**  
Location within reach increases your adjustment. Promotes good posture as you move to various positions.



model 2409



**Polished ALU Base**  
Concorde Presidential model (2409) is standard with a polished aluminum base.

STANDARD FEATURES

- All adjustments are made with easy-use button controls that are conveniently located in full view.
- Compound curved molded foam seat and back cushions.
- Standard with Allen-bolted width adjustable arms (Allen key included). Arms adjust 1.25" wider on each side for a total of 2.5" extra width.
- Push button controlled tilt lock and push button controlled seat height.
- Seat cushions are easily removed without tools for ease of cleaning.
- Five prong, injection molded, fiberglass reinforced nylon Black base with (C10) dual wheel carpet casters.
- Upholstery options: fabric, vinyl or leather. Vinyl and leather models may feature stitch detail across the seat and/or back cushions, if applicable.
- Model 2424 is rated for multi-shift use for persons up to 350 lbs.
- For 24 hour application, Global's Limited Lifetime Warranty is applicable only on fabrics that are rated for 100,000 double rubs.

OPTIONAL FEATURES





- There are no arm options for this series.
- For hard surface flooring casters, please specify (C10R). Add \$20.
- For additional caster options, please refer to the Arm and Caster section (page 351). *Optional casters may be priced higher than the standard casters for your chair and the difference will be charged. Lower priced optional casters will not be credited.*

CONCORDE PRESIDENTIAL (MODEL #2409) STANDARD FEATURES

- Only available in leather.
- Has a larger headrest, wider back and closed upholstered arms.
- Features decorative stitching, standard in a heavy gauge off-white stitch detail to show contrast with leather upholstery.
- Features perforated leather inserts in the seat and back cushions.
- Standard with (C25) dual wheel carpet casters
- Standard with a Black arm button trim.
- Standard with a polished aluminum base.

OPTIONAL FEATURES

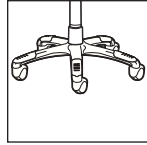
- Normal gauge color coordinated thread can be used upon request. Specify "matching thread" on order. No upcharge.
- Non-perforated leather inserts in the seat and back cushions are optional. Please specify (NR).
- Optional with a Black base at no additional cost, please specify (BLK).

DESCRIPTION	FEATURES	MODEL #	STANDARD TEXTILE GRADES													
			1	2	3	4	5	6	7	8	9	10	11	12		
 <p><b>HB Multi-Tilter Concorde Executive</b> COM: 2.5 YD   2.29 M Unit weight: 70 LB   31.8 KG Carton weight: 81.5 LB   36.97 KG Carton volume: 24.5 FT³   0.69 MT³</p>	<p><b>ADJUSTMENTS</b></p> <ul style="list-style-type: none"> <li>- Tilt tension</li> <li>- 7 position back height</li> <li>- Center tilt action</li> <li>- 3 button control</li> </ul> <p><b>Right arm</b></p> <ul style="list-style-type: none"> <li>- Pneumatic seat height</li> </ul> <p><b>Left arm</b></p> <ul style="list-style-type: none"> <li>- 7 position back angle</li> <li>- 5 position tilt lock</li> </ul> <p>Ergonomic features: A, B, C, D, G, M, N, O, S, T</p>	<b>2400-18</b>	-	3392	3460	3537	3665	3782	3900	4002	4130	4250	4412	4642		
		Seat depth: 18.5														
		<b>OVERALL DIMENSIONS</b>			<b>SEAT DIMENSIONS</b>			<b>BACK DIMENSIONS</b>								
		IN	26	28	48	21	18.5	17.5-21.5	21	29.5-32.5						
 <p><b>HB Synchro-Tilter Deluxe Concorde Presidential</b> COM: 3.5 YD   3.2 M Unit weight: 70 LB   31.8 KG Carton weight: 81.5 LB   36.97 KG Carton volume: 24.5 FT³   0.69 MT³</p>	<p><b>ADJUSTMENTS</b></p> <ul style="list-style-type: none"> <li>- Tilt tension</li> <li>- Sliding seat depth</li> <li>- 7 position back height</li> <li>- Synchro tilt action</li> <li>- Anti kick back</li> <li>- 2 button control</li> </ul> <p><b>Right arm</b></p> <ul style="list-style-type: none"> <li>- Pneumatic seat height</li> </ul> <p><b>Left arm</b></p> <ul style="list-style-type: none"> <li>- 5 position tilt lock</li> </ul> <p>Ergonomic features: A, B, C, D, E, L, M, N, O, T</p>	<b>2409</b>	-	-	-	-	-	-	-	-	-	4567	4795	5117		
		RTA 00 1 per carton														
		<b>OVERALL DIMENSIONS</b>			<b>SEAT DIMENSIONS</b>			<b>BACK DIMENSIONS</b>								
		IN	28.5	27	50	21	18-20	18-22	21	28-31						
 <p><b>HB Synchro-Tilter Concorde Executive 24HR</b> COM: 2.5 YD   2.29 M Unit weight: 70 LB   31.8 KG Carton weight: 81.5 LB   36.97 KG Carton volume: 24.5 FT³   0.69 MT³</p>	<p><b>ADJUSTMENTS</b></p> <ul style="list-style-type: none"> <li>- Tilt tension</li> <li>- Sliding seat depth</li> <li>- 7 position back height</li> <li>- Synchro tilt action</li> <li>- Anti kick back</li> <li>- 2 button control</li> </ul> <p><b>Right arm</b></p> <ul style="list-style-type: none"> <li>- Pneumatic seat height</li> </ul> <p><b>Left arm</b></p> <ul style="list-style-type: none"> <li>- 5 position tilt lock</li> </ul> <p>Ergonomic features: A, B, C, D, E, L, M, N, O, T</p>	<b>2424</b>	-	2716	2784	2861	2989	3106	3224	3326	3454	3574	3736	3966		
		Seat depth adjust: 16" to 18"														
		<b>OVERALL DIMENSIONS</b>			<b>SEAT DIMENSIONS</b>			<b>BACK DIMENSIONS</b>								
		IN	28.5	27	50	21	16-18	18-22	21	28-31						
 <p><b>HB Synchro-Tilter Concorde Executive 24HR</b> COM: 2.5 YD   2.29 M Unit weight: 70 LB   31.8 KG Carton weight: 81.5 LB   36.97 KG Carton volume: 24.5 FT³   0.69 MT³</p>	<p><b>ADJUSTMENTS</b></p> <ul style="list-style-type: none"> <li>- Tilt tension</li> <li>- Sliding seat depth</li> <li>- 7 position back height</li> <li>- Synchro tilt action</li> <li>- Anti kick back</li> <li>- 2 button control</li> </ul> <p><b>Right arm</b></p> <ul style="list-style-type: none"> <li>- Pneumatic seat height</li> </ul> <p><b>Left arm</b></p> <ul style="list-style-type: none"> <li>- 5 position tilt lock</li> </ul> <p>Ergonomic features: A, B, C, D, E, L, M, N, O, T</p>	<b>2424-18</b>	-	2716	2784	2861	2989	3106	3224	3326	3454	3574	3736	3966		
		Deep seat - Seat depth adjust: 18" to 20"														
		<b>OVERALL DIMENSIONS</b>			<b>SEAT DIMENSIONS</b>			<b>BACK DIMENSIONS</b>								
		IN	28.5	27	50	21	16-18	18-22	21	28-31						

ECHO



model 3670-3



**Optional ALU Base**  
See right for details.




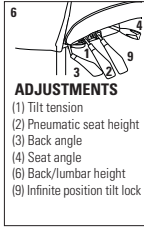


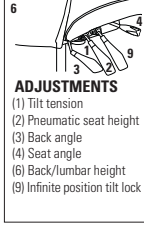
**Optional Memory Foam**  
See right for details.

STANDARD FEATURES

- A form fitted contoured back incorporates a Schukra™ lumbar mechanism and provides full support from shoulder to hip.
- Multi-tilter models offer 2.25" back/lumbar height adjustment via a concealed ratchet system.
- A unique dial on the back of the chair allows for customized lumbar support.
- Standard with height and width adjustable waterfall arms (3P) with self-skinned urethane (SSU) armcaps.
- Vari-Width (WA) width adjustable arm extensions are standard when chair is ordered with adjustable arms. Allows the arms to move away from the seat by 2" on each side to allow space if desired for broader hip widths.
- Multi-tilter models are standard with a five prong, injection molded, fiberglass reinforced nylon Black spider base with dual wheel carpet casters (C65).
- Upholstery options: fabric, vinyl or leather. Vinyl and leather models may feature stitch detail across the seat and/or back cushions, if applicable.

OPTIONAL FEATURES

- Polished aluminum base with Black end guards (B2) is available, please specify (ALU). Add \$131.
- Optional sliding seat depth adjustment is available, please specify (MD). Add \$32.
- For hard surface flooring casters, please specify (C65R). Add \$21.
- For additional arm/caster options, please refer to the Arm and Caster section (page 351). *Optional casters may be priced higher than the standard casters for your chair and the difference will be charged. Lower priced optional casters will not be credited.*

DESCRIPTION	FEATURES	MODEL #	STANDARD TEXTILE GRADES													
			1	2	3	4	5	6	7	8	9	10	11	12		
 <p><b>HB Multi-Tilter</b> COM: 2 YD   1.83 M Unit weight: 54 LB   24.5 KG Carton weight: 60 LB   27.22 KG Carton volume: 10.5 FT³   0.29 MT³</p>	 <p><b>ADJUSTMENTS</b> (1) Tilt tension (2) Pneumatic seat height (3) Back angle (4) Seat angle (6) Back/lumbar height (9) Infinite position tilt lock</p>	<p>Ergonomic features: A, B, C, D, F, G, H, M, N, Q, S, V</p>	<b>3670-3</b>	978	1042	1096	1158	1260	1354	1448	1530	1632	1728	1858	2042	
			<b>OVERALL DIMENSIONS</b>			<b>SEAT DIMENSIONS</b>			<b>BACK DIMENSIONS</b>							
			<b>W</b>	<b>D</b>	<b>H</b>	<b>W</b>	<b>D</b>	<b>H</b>	<b>W</b>	<b>H</b>						
			IN 26	26.5	50	20.5	18.5	17-22	19	28.5-31						
MM 660	673	1270	521	470	432-559	483	724-787									
			<b>RTA 2</b>		1 per carton											
 <p><b>MB Multi-Tilter</b> COM: 1.75 YD   1.6 M Unit weight: 52 LB   23.6 KG Carton weight: 58 LB   26.31 KG Carton volume: 10.5 FT³   0.29 MT³</p>	 <p><b>ADJUSTMENTS</b> (1) Tilt tension (2) Pneumatic seat height (3) Back angle (4) Seat angle (6) Back/lumbar height (9) Infinite position tilt lock</p>	<p>Ergonomic features: A, B, C, D, F, G, H, M, N, Q, S, V</p>	<b>3671-3</b>	943	999	1046	1101	1190	1272	1354	1426	1515	1599	1713	1874	
			<b>OVERALL DIMENSIONS</b>			<b>SEAT DIMENSIONS</b>			<b>BACK DIMENSIONS</b>							
			<b>W</b>	<b>D</b>	<b>H</b>	<b>W</b>	<b>D</b>	<b>H</b>	<b>W</b>	<b>H</b>						
			IN 26	26.5	44	20.5	18.5	17-21	19	22.5-25						
MM 660	673	1118	521	470	432-533	483	572-635									
			<b>RTA 2</b>	1 per carton												

ENTERPRISE



model 4560



model 4565



Optional B4M Base  
See right for details.




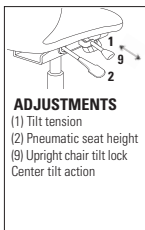

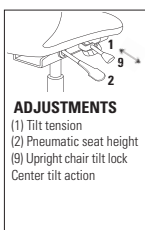

model 4571-3

STANDARD FEATURES


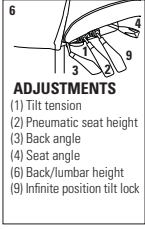


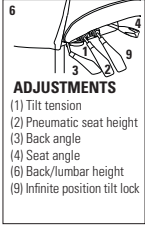

- Gently sculpted seat and back provide lateral and lumbar support.
- Fixed height, impact and scuff resistant curved arms are standard on models 4560, 4561 and 4565. All other models are standard with height adjustable T-arms with teardrop shaped (TD) self-skinned urethane (SSU) armcaps.
- All models (except armchair) are standard with a five prong, injection molded, fiberglass reinforced nylon Black base with dual wheel carpet casters (C65).
- Arms are available in Black only.
- Vari-Width (WA) width adjustable arm extensions are standard when chair is ordered with adjustable arms. Allows the arms to move away from the seat by 2" on each side to allow space if desired for broader hip widths.
- Upholstery options: fabric or vinyl only. Vinyl models may feature stitch detail across the seat and/or back cushions, if applicable.

OPTIONAL FEATURES

- Oval style wood-capped steel base (B4M) with (C1) casters is available. Genuine maple faced veneers and solids are used. Available in Absolute (AAM), Black (BKM), Cherry (ACM), Espresso Cafe (ECM), English Oak (EOM), Fruitwood (TFM), Gray (HGM), Honey (AHM), Mahogany (TMM), Maple (AVM), Medium Walnut, (MWM), Natural Walnut (NLW), Night (ASM), Noce Biondo (NBM), Noce Grigio (NGM), Noce Leggero (NEM), Noce Medio (NMM), Shaker Cherry (SKM), Walnut (TWM), WC Cream (WTM), White (WHM) and Winter Cherry (WCM). Please specify. Add \$131.
- Available with vinyl edge bumper guard option (EG). Add \$22.
- Upholstered armcaps are available for models 4560, 4561 and 4565, please specify (U). Add \$158.
- Optional sliding seat depth adjustment is available on multi-tilter models 4570-3 and 4571-3, please specify (MD). Add \$32.
- Optional abrasion resistant outer back fabric (polyester) is available. Resistant to impact damage. Available in Black only. Please specify (BKB). Add \$9.
- For hard surface flooring casters, please specify (C65R). Add \$21.
- For additional arm/caster options, please refer to the Arm and Caster section (page 351). *Optional casters may be priced higher than the standard casters for your chair and the difference will be charged. Lower priced optional casters will not be credited.*

DESCRIPTION	FEATURES	MODEL #	STANDARD TEXTILE GRADES																																			
			1	2	3	4	5	6	7	8	9	10	11	12																								
 <p><b>HB Tilter w/Fixed Height Loop Arms</b> COM: 2 YD   1.83 M Unit weight: 35 LB   15.9 KG Carton weight: 39 LB   17.69 KG Carton volume: 11.5 FT³   0.32 MT³</p>	 <p><b>ADJUSTMENTS</b> (1) Tilt tension (2) Pneumatic seat height (9) Upright chair tilt lock Center tilt action</p>	<p>Ergonomic features: A, B, C, M, N, S</p>	<table border="1"> <tr> <th>W</th><th>D</th><th>H</th><th>W</th><th>D</th><th>H</th><th>W</th><th>H</th> </tr> <tr> <td>IN 24.5</td><td>27</td><td>45</td><td>21</td><td>19.5</td><td>17-22</td><td>21</td><td>25</td> </tr> <tr> <td>MM 622</td><td>686</td><td>1143</td><td>533</td><td>495</td><td>432-559</td><td>533</td><td>635</td> </tr> </table>												W	D	H	W	D	H	W	H	IN 24.5	27	45	21	19.5	17-22	21	25	MM 622	686	1143	533	495	432-559	533	635
			W	D	H	W	D	H	W	H																												
			IN 24.5	27	45	21	19.5	17-22	21	25																												
			MM 622	686	1143	533	495	432-559	533	635																												
<table border="1"> <tr> <th>1</th><th>2</th><th>3</th><th>4</th><th>5</th><th>6</th><th>7</th><th>8</th><th>9</th><th>10</th><th>11</th><th>12</th> </tr> <tr> <td>4560</td><td>775</td><td>839</td><td>893</td><td>955</td><td>1057</td><td>1151</td><td>1245</td><td>1327</td><td>1429</td><td>1525</td><td>1655</td><td>1839</td> </tr> </table>												1	2	3	4	5	6	7	8	9	10	11	12	4560	775	839	893	955	1057	1151	1245	1327	1429	1525	1655	1839		
1	2	3	4	5	6	7	8	9	10	11	12																											
4560	775	839	893	955	1057	1151	1245	1327	1429	1525	1655	1839																										
<p>RTA 1 1 per carton</p>																																						
 <p><b>LB Tilter w/Fixed Height Loop Arms</b> COM: 1.75 YD   1.6 M Unit weight: 32 LB   14.5 KG Carton weight: 36 LB   16.33 KG Carton volume: 9.75 FT³   0.27 MT³</p>	 <p><b>ADJUSTMENTS</b> (1) Tilt tension (2) Pneumatic seat height (9) Upright chair tilt lock Center tilt action</p>	<p>Ergonomic features: A, B, C, M, N, S</p>	<table border="1"> <tr> <th>W</th><th>D</th><th>H</th><th>W</th><th>D</th><th>H</th><th>W</th><th>H</th> </tr> <tr> <td>IN 24.5</td><td>26.5</td><td>39</td><td>21</td><td>19.5</td><td>17-22</td><td>21</td><td>19</td> </tr> <tr> <td>MM 622</td><td>673</td><td>991</td><td>533</td><td>495</td><td>432-559</td><td>533</td><td>483</td> </tr> </table>												W	D	H	W	D	H	W	H	IN 24.5	26.5	39	21	19.5	17-22	21	19	MM 622	673	991	533	495	432-559	533	483
			W	D	H	W	D	H	W	H																												
			IN 24.5	26.5	39	21	19.5	17-22	21	19																												
			MM 622	673	991	533	495	432-559	533	483																												
<table border="1"> <tr> <th>1</th><th>2</th><th>3</th><th>4</th><th>5</th><th>6</th><th>7</th><th>8</th><th>9</th><th>10</th><th>11</th><th>12</th> </tr> <tr> <td>4561</td><td>743</td><td>799</td><td>846</td><td>901</td><td>990</td><td>1072</td><td>1154</td><td>1226</td><td>1315</td><td>1399</td><td>1513</td><td>1674</td> </tr> </table>												1	2	3	4	5	6	7	8	9	10	11	12	4561	743	799	846	901	990	1072	1154	1226	1315	1399	1513	1674		
1	2	3	4	5	6	7	8	9	10	11	12																											
4561	743	799	846	901	990	1072	1154	1226	1315	1399	1513	1674																										
<p>RTA 1 courier 1 per carton</p>																																						
 <p><b>Armchair w/Fixed Height Loop Arms</b> COM: 1.75 YD   1.6 M Unit weight: 29 LB   13.2 KG Carton weight: 33 LB   14.97 KG Carton volume: 10 FT³   0.28 MT³</p>	<p>Cantilever sled base. Base available in Black finish only.</p>	<p>Ergonomic features: M, N</p>	<table border="1"> <tr> <th>W</th><th>D</th><th>H</th><th>W</th><th>D</th><th>H</th><th>W</th><th>H</th> </tr> <tr> <td>IN 24.5</td><td>26.5</td><td>37</td><td>21</td><td>19.5</td><td>18</td><td>21</td><td>19</td> </tr> <tr> <td>MM 622</td><td>673</td><td>940</td><td>533</td><td>495</td><td>457</td><td>533</td><td>483</td> </tr> </table>												W	D	H	W	D	H	W	H	IN 24.5	26.5	37	21	19.5	18	21	19	MM 622	673	940	533	495	457	533	483
			W	D	H	W	D	H	W	H																												
			IN 24.5	26.5	37	21	19.5	18	21	19																												
			MM 622	673	940	533	495	457	533	483																												
<table border="1"> <tr> <th>1</th><th>2</th><th>3</th><th>4</th><th>5</th><th>6</th><th>7</th><th>8</th><th>9</th><th>10</th><th>11</th><th>12</th> </tr> <tr> <td>4565</td><td>698</td><td>754</td><td>801</td><td>856</td><td>945</td><td>1027</td><td>1109</td><td>1181</td><td>1270</td><td>1354</td><td>1468</td><td>1629</td> </tr> </table>												1	2	3	4	5	6	7	8	9	10	11	12	4565	698	754	801	856	945	1027	1109	1181	1270	1354	1468	1629		
1	2	3	4	5	6	7	8	9	10	11	12																											
4565	698	754	801	856	945	1027	1109	1181	1270	1354	1468	1629																										
<p>RTA 2 courier 1 per carton</p>																																						



DESCRIPTION	FEATURES	MODEL #	STANDARD TEXTILE GRADES														
			1	2	3	4	5	6	7	8	9	10	11	12			
 <p><b>HB Multi-Tilter w/Adjustable (TD) Arms</b>                      COM: 2 YD   1.83 M                      Unit weight: 50 LB   22.7 KG                      Carton weight: 54 LB   24.49 KG                      Carton volume: 11 FT<sup>3</sup>   0.31 MT<sup>3</sup></p>	 <p><b>ADJUSTMENTS</b>                      (1) Tilt tension                      (2) Pneumatic seat height                      (3) Back angle                      (4) Seat angle                      (6) Back/lumbar height                      (9) Infinite position tilt lock</p>	<b>4570-3</b>	1129	1193	1247	1309	1411	1505	1599	1681	1783	1879	2009	2193			
			<b>OVERALL DIMENSIONS</b>			<b>SEAT DIMENSIONS</b>			<b>BACK DIMENSIONS</b>								
			<b>W</b>	<b>D</b>	<b>H</b>	<b>W</b>	<b>D</b>	<b>H</b>	<b>W</b>	<b>H</b>							
			IN 26.5 MM 673	26.5 673	47 1194	22 559	19 483	17-21 432-533	21.5 546	26-28 660-711							
			<b>RTA 2</b>		1 per carton												
 <p><b>MB Multi-Tilter w/Adjustable (TD) Arms</b>                      COM: 1.75 YD   1.6 M                      Unit weight: 48 LB   21.8 KG                      Carton weight: 52 LB   23.59 KG                      Carton volume: 9.5 FT<sup>3</sup>   0.26 MT<sup>3</sup></p>	 <p><b>ADJUSTMENTS</b>                      (1) Tilt tension                      (2) Pneumatic seat height                      (3) Back angle                      (4) Seat angle                      (6) Back/lumbar height                      (9) Infinite position tilt lock</p>	<b>4571-3</b>	1073	1129	1176	1231	1320	1402	1484	1556	1645	1729	1843	2004			
			<b>OVERALL DIMENSIONS</b>			<b>SEAT DIMENSIONS</b>			<b>BACK DIMENSIONS</b>								
			<b>W</b>	<b>D</b>	<b>H</b>	<b>W</b>	<b>D</b>	<b>H</b>	<b>W</b>	<b>H</b>							
			IN 26.5 MM 673	26 660	41 1041	22 559	19 483	17-21 432-533	21 533	20.5-22.5 521-572							
			<b>RTA 2</b>		1 per carton												



FACTOR

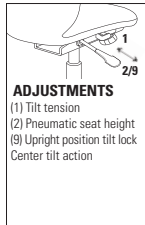


model 5540

Seat height from floor	Standard cylinder (4G)	High cylinder (5G)
Tilter mechanism (-4)	17" - 21"	18" - 23"
Task mechanism (-6)	16" - 20"	17" - 22"
Weight sensing synchro-tilter mechanism (-8)	17.25" - 21.25"	18.25" - 22.25"

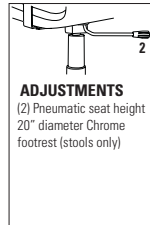
MECHANISM OPTIONS:

Tilter mechanism (-4)



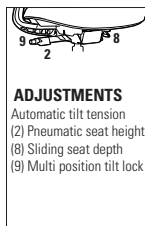
**Ergonomic features:**  
A, B, C, D, H, M, N, Q, S, U

Task mechanism (-6)



**Ergonomic features:**  
C, M, N, U

Weight sensing synchro-tilter mechanism (-8)



**Ergonomic features:**  
A, B, C, D, E, H, L, M, N, Q, U

STANDARD FEATURES

- Factor, a value seating series with a full spectrum of mesh colors. Effective July 2023, seat was improved with a softer sit, a better ride to suit a wider range of users and a redesigned lumbar pad for optimal support.
- Adjustable lumbar support is standard on all models. Height adjustable and split down the middle to flex independently side-to-side.
- Side activated sliding seat depth adjustment is standard on weight sensing synchro-tilter control mechanism. Seat depth: 16.5" - 19.5" (419-495mm).
- Standard with fixed, forward swept arms (U1).
- Standard with Global's high quality Soft Descent™ pneumatic lift which slowly and gently lowers the seat height of the chair making it easy to obtain the exact seat height you desire.
- Five prong, injection molded, fiberglass reinforced nylon Black base with (C82) dual wheel carpet casters. Base will match frame color selection; casters coordinate with base color.
- Upholstery options: fabric, vinyl or leather. Vinyl and leather models may feature stitch detail across the seat and/or back cushions, if applicable.

OPTIONAL FEATURES

- Optional height adjustable arms (U2) and height adjustable arms with sliding armcaps (U3) are available. Self-skinned urethane (SSU) armcaps will match the selected frame color (Black or Shadow); Cloud frame comes with coordinating Fog armcaps.
- For additional arms/caster options, please refer to the Arm and Caster section (page 351). *Optional casters may be priced higher than the standard casters for your chair and the difference will be charged. Lower priced optional casters will not be credited.*



Please add option codes in the following order:

- Model number**  
5540 High back with arms.  
5540NA High back, no arms.  
5541 Medium back with arms.  
5541NA Medium back, no arms.  
5546 Medium task stool with arms (task mechanism only).  
5546NA Medium task stool, no arms (task mechanism only).
- Mesh back** (colors shown on website)  
(P1) Snow (P8) Mocha  
(P2) Sand (P9) Eggplant  
(P3) Pewter (Q1) Buzz Blue  
(P4) Silver Grey (Q2) Poppy  
(P5) Charcoal (Q3) Pumpkin  
(P6) Black (Q4) Lime
- Textile**  
Specify textile code for seat.
- Frame color**  
(BK) Black. No upcharge.  
(IC) Cloud. Add \$62.  
(SH) Shadow. Add \$62.
- Arms**  
(U1) Fixed height arms (9"). No upcharge.  
(U2) Height adjustable arms (7.75"-11.75"). Add \$56.  
(U3) Height adjustable arms w/sliding armcaps (7.75"-11.75"). Add \$70.
- Base**  
(B7) Nylon base (color matches frame). No upcharge.  
(A7) Polished aluminum B7A base. Add \$131.
- Mechanism**  
(4) Tilter mechanism. Add \$42.  
(6) Task mechanism. No upcharge.  
(8) Weight sensing synchro-tilter mechanism. Add \$59.
- Casters**  
(82) C82 dual wheel carpet casters. No upcharge.  
(8R) C82R dual wheel hard floor casters. Add \$21.
- Cylinder**  
(4G) Standard (4"). No upcharge.  
(5G) High (5"). No upcharge.

EXAMPLE FACTOR ORDER CODE:

5541	-P5	-FU75	-8	-SH	-U3	-B7	-8R	-4G
Model #	Mesh back	Textile	Mechanism	Frame color	Arms	Base	Casters	Cylinder

DESCRIPTION	FEATURES	MODEL #	STANDARD TEXTILE GRADES											
			1	2	3	4	5	6	7	8	9	10	11	12
 <b>High Back</b> COM: 0.75 YD   0.69 M Unit weight: 35 LB   15.9 KG Carton weight: 47 LB   21.32 KG Carton volume: 10.5 FT³   0.29 MT³	See series notes for mechanism options.	5540	695	719	739	763	801	836	871	902	940	976	1025	1094
		5540NA	632	656	676	700	738	773	808	839	877	913	962	1031
			OVERALL DIMENSIONS			SEAT DIMENSIONS			BACK DIMENSIONS					
			W	D	H	W	D	H	W	H				
			IN 26.5	24	41.5	20	17.5	16-20	18.5	23				
			MM 673	610	1054	508	445	406-508	470	584				
			RTA 2		1 per carton									

DESCRIPTION	FEATURES	MODEL #	STANDARD TEXTILE GRADES													
			1	2	3	4	5	6	7	8	9	10	11	12		
 <p><b>Medium Back</b> COM: 0.75 YD   0.69 M Unit weight: 34 LB   15.5 KG Carton weight: 46 LB   20.87 KG Carton volume: 10.5 FT³   0.29 MT³</p>	See series notes for mechanism options.	<b>5541</b> With arms	684	708	728	752	790	825	860	891	929	965	1014	1083		
		<b>5541NA</b> Armless	620	644	664	688	726	761	796	827	865	901	950	1019		
		<b>OVERALL DIMENSIONS</b>			<b>SEAT DIMENSIONS</b>			<b>BACK DIMENSIONS</b>								
		W D H			W D H			W H								
		IN 26.5 24 39			20 17.5 16-20			18.5 20								
		MM 673 610 991			508 445 406-508			470 508								
		<b>RTA 2</b>			1 per carton											
		<hr/>														
		 <p><b>Medium Back Stool</b> COM: 0.75 YD   0.69 M Unit weight: 40 LB   18.2 KG Carton weight: 52 LB   23.59 KG Carton volume: 10.5 FT³   0.29 MT³</p>	See series notes for mechanism options.	<b>5546</b> With arms	872	896	916	940	978	1013	1048	1079	1117	1153	1202	1271
				<b>5546NA</b> Armless	810	834	854	878	916	951	986	1017	1055	1091	1140	1209
<b>OVERALL DIMENSIONS</b>				<b>SEAT DIMENSIONS</b>			<b>BACK DIMENSIONS</b>									
W D H				W D H			W H									
IN 26.5 23.5 49				20 17.5 23.75-33.75			18.5 20.5									
MM 673 597 1245				508 445 603-857			470 521									
<b>RTA 2</b>				1 per carton												

G1 ERGO SELECT



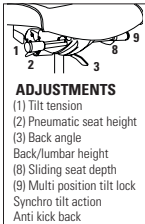
model 7331-8 G5



model 7333-8 G5

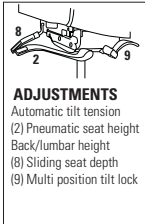
MECHANISM OPTIONS:

Synchro-tilter mechanism (-0)



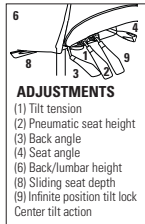
**ADJUSTMENTS**  
 (1) Tilt tension  
 (2) Pneumatic seat height  
 (3) Back angle  
 Back/lumbar height  
 (8) Sliding seat depth  
 (9) Multi position tilt lock  
 Synchro tilt action  
 Anti kick back

Weight sensing synchro-tilter mechanism (-8)



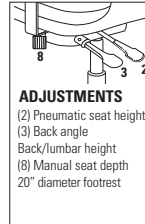
**ADJUSTMENTS**  
 Automatic tilt tension  
 (2) Pneumatic seat height  
 Back/lumbar height  
 (8) Sliding seat depth  
 (9) Multi position tilt lock

Multi-tilter mechanism (-3)



**ADJUSTMENTS**  
 (1) Tilt tension  
 (2) Pneumatic seat height  
 (3) Back angle  
 (4) Seat angle  
 (6) Back/lumbar height  
 (8) Sliding seat depth  
 (9) Infinite position tilt lock  
 Center tilt action

Posture task mechanism (-7)



**ADJUSTMENTS**  
 (2) Pneumatic seat height  
 (3) Back angle  
 Back/lumbar height  
 (8) Manual seat depth  
 20" diameter footrest

STANDARD FEATURES

- G1 Ergo Select was designed to provide exceptional support and comfort throughout the work day.
- Available in three back heights and three seat sizes, varying in depth and width, to fit a person's body type and movements while at work.
- Adjustable lumbar support is standard on all models.
- Stitch detail on edges of seat and back is discrete, using matched thread as standard.
- Choice of three mechanisms; synchro-tilter, multi-tilter and weight sensing synchro-tilter. Stool model available with posture task mechanism only.
- Standard with Global's high quality Soft Descent™ pneumatic lift which slowly and gently lowers the seat height of the chair making it easy to obtain the exact seat height you desire.
- Standard with height and width adjustable (G5) arms with sliding armcaps. Armcaps also articulate inwards and outwards to aim toward the keyboard or mouse area.
- G1 Ergo Select is fully compliant with latest BIFMA G1, GSA and CGSB specifications.
- Five prong, injection molded, fiberglass reinforced nylon Black base with (C82) dual wheel carpet casters.
- Upholstery options: fabric, vinyl or leather. Vinyl and leather models may feature stitch detail across the seat and/or back cushions, if applicable.

OPTIONAL FEATURES

- Upholstery is available with exaggerated top stitch detail (heavier thread). 14 coordinating or contrasting colors may be selected. Please specify.
- Optional Ergo Select arms are height (4") and width adjustable with sliding armcaps. Armcaps also articulate inwards (25°) and outwards (25°) to aim toward the keyboard or mouse area.
- For additional arms/caster options, please refer to the Arm and Caster section (page 351). *Optional casters may be priced higher than the standard casters for your chair and the difference will be charged. Lower priced optional casters will not be credited.*






Please add option codes in the following order:

- Model number**  
**7331** Medium back with arms.  
**7332** High back with arms.  
**7333** Extended high back with arms.  
**7336** Medium task stool with arms (posture task mechanism only).  
**7336NA** Medium task stool, no arms (posture task mechanism only).
- Textile**  
 Specify textile code.
- Mechanism**  
**(0)** Synchro-tilter mechanism. No upcharge.  
**(3)** Multi-tilter mechanism. No upcharge.  
**(8)** Weight sensing synchro-tilter mechanism. No upcharge.  
**(7)** Posture task mechanism (models 7336 / 7336NA only). No upcharge.
- Seat size**  
**(P)** Petite  
**(S)** Standard  
**(G)** Generous
- Arms**  
**(G5)** G5 arms. No upcharge.  
**(H1)** Ergo Select arms. Add \$66.  
**(H2)** Ergo Select arms w/wide armcaps. Add \$106.
- Base**  
**(B7)** Black nylon B7B base. No upcharge.  
**(A7)** Polished aluminum B7A base. Add \$131.
- Cylinder (models 7331, 7332 and 7333 only)**  
**(4L)** Standard (4"). No upcharge.  
**(5L)** High (5"). No upcharge.  
**(4S)** Short (4"). Seat height: 14.8" - 18.8". Seat height range achieved with weight sensing synchro-tilter mechanism only. No upcharge.
- Casters**  
**(B2)** C82 dual wheel carpet casters. No upcharge.  
**(B8)** C82R dual wheel hard floor casters. Add \$21.
- Stitch detail**  
**(MS)** Color matched stitching. Decorative top stitch. No upcharge.  
**(XP)** Black  
**(XG)** Copen  
**(XK)** Mahogany  
**(XH)** Navy #3  
**(XF)** Nickel  
**(XL)** Rubytone  
**(XC)** Smoke  
**(XB)** Beige  
**(XA)** Graphite  
**(XJ)** Natural  
**(XD)** New Grey  
**(XN)** Off-White  
**(XI)** Scarlett  
**(XE)** Taupe  
 (colors shown on website)

EXAMPLE G1 ERGO SELECT ORDER CODE:

7332	-WA53	-8	-S	-H1	-B7	-4L	-82	-MS
Model #	Textile	Mechanism	Seat size	Arms	Base	Cylinder	Casters	Stitch detail

G1 Ergo Select dimensional information: based on measurements with multi-tilter mechanism				
	Distance between arms	Standard arm height	Seat depth range	Standard seat height
<b>Petite seat (P)</b> Soft Decent 4" lift (4L) & (H1) arms	15.25" - 20.75" = 5.5" adjustment 387mm - 527mm = 140mm adj.	7.3" - 11.4" 185mm - 290mm	15.75" - 18.75" 400mm - 475mm	16.5" - 20.5" 419mm - 521mm
<b>Standard seat (S)</b> Soft Decent 4" lift (4L) & (H1) arms	16" - 21.5" = 5.5" adjustment 406mm - 546mm = 140mm adj.		16.5" - 19.5" 419mm - 495mm	
<b>Generous seat (G)</b> Soft Decent 4" lift (4L) & (H1) arms	17.25" - 22.75" = 5.5" adjustment 438mm - 578mm = 140mm adj.		17.25" - 19.5" 438mm - 495mm	

DESCRIPTION	FEATURES	MODEL #	STANDARD TEXTILE GRADES													
			1	2	3	4	5	6	7	8	9	10	11	12		
 <p><b>Medium Back w/Arms</b> COM: 1.65 YD   1.51 M Unit weight: 54 LB   24.5 KG Carton weight: 66 LB   29.94 KG Carton volume: 10.5 FT³   0.29 MT³</p>	<p>See series notes for mechanism options.</p> <p>* Standard seat</p>	<b>7331</b>	1099	1152	1196	1248	1332	1409	1487	1554	1638	1718	1825	1977		
			<b>OVERALL DIMENSIONS</b>			<b>SEAT DIMENSIONS*</b>			<b>BACK DIMENSIONS</b>							
			<b>W</b>	<b>D</b>	<b>H</b>	<b>W</b>	<b>D</b>	<b>H</b>	<b>W</b>	<b>H</b>						
			IN 24.5	23	41	19.75	16.5-19.5	16.5-20.5	19	22						
			MM 622	584	1041	502	419-495	419-521	483	559						
			<b>RTA 2</b>	1 per carton												
 <p><b>High Back w/Arms</b> COM: 1.75 YD   1.6 M Unit weight: 56 LB   25.5 KG Carton weight: 68 LB   30.84 KG Carton volume: 10.5 FT³   0.29 MT³</p>	<p>See series notes for mechanism options.</p> <p>* Standard seat</p>	<b>7332</b>	1124	1180	1227	1282	1371	1453	1535	1607	1696	1780	1894	2055		
			<b>OVERALL DIMENSIONS</b>			<b>SEAT DIMENSIONS*</b>			<b>BACK DIMENSIONS</b>							
			<b>W</b>	<b>D</b>	<b>H</b>	<b>W</b>	<b>D</b>	<b>H</b>	<b>W</b>	<b>H</b>						
			IN 24.5	23	44.5	19.75	16.5-19.5	16.5-20.5	19	24.5						
			MM 622	584	1130	502	419-495	419-521	483	622						
			<b>RTA 2</b>	1 per carton												
 <p><b>Extended High Back w/Arms</b> COM: 2 YD   1.83 M Unit weight: 58 LB   26.4 KG Carton weight: 71 LB   32.21 KG Carton volume: 11 FT³   0.31 MT³</p>	<p>See series notes for mechanism options.</p> <p>* Standard seat</p>	<b>7333</b>	1149	1213	1267	1330	1431	1525	1619	1701	1803	1899	2029	2213		
			<b>OVERALL DIMENSIONS</b>			<b>SEAT DIMENSIONS*</b>			<b>BACK DIMENSIONS</b>							
			<b>W</b>	<b>D</b>	<b>H</b>	<b>W</b>	<b>D</b>	<b>H</b>	<b>W</b>	<b>H</b>						
			IN 24.5	23	50	19.75	16.5-19.5	16.5-20.5	19	27						
			MM 622	584	1270	502	419-495	419-521	483	686						
			<b>RTA 2</b>	1 per carton												
 <p><b>Medium Back Stool</b> COM: 1.65 YD   1.51 M Unit weight: 47 LB   21.4 KG Carton weight: 59 LB   26.76 KG Carton volume: 10.5 FT³   0.29 MT³</p>	<p>See series notes for mechanism options.</p> <p>* Standard seat</p>	<b>7336</b> With arms	1273	1326	1370	1422	1506	1583	1661	1728	1812	1892	1999	2151		
			<b>OVERALL DIMENSIONS</b>			<b>SEAT DIMENSIONS*</b>			<b>BACK DIMENSIONS</b>							
		<b>W</b>	<b>D</b>	<b>H</b>	<b>W</b>	<b>D</b>	<b>H</b>	<b>W</b>	<b>H</b>							
		IN 24	22.5	46	19.75	16	22-30	19	22							
		MM 610	572	1168	502	406	559-762	483	559							
			<b>RTA 2</b>	1 per carton												
 <p><b>Medium Back Stool</b> COM: 1.65 YD   1.51 M Unit weight: 47 LB   21.4 KG Carton weight: 59 LB   26.76 KG Carton volume: 10.5 FT³   0.29 MT³</p>	<p>See series notes for mechanism options.</p> <p>* Standard seat</p>	<b>7336NA</b> Armless	1211	1264	1308	1360	1444	1521	1599	1666	1750	1830	1937	2089		
			<b>OVERALL DIMENSIONS</b>			<b>SEAT DIMENSIONS*</b>			<b>BACK DIMENSIONS</b>							
		<b>W</b>	<b>D</b>	<b>H</b>	<b>W</b>	<b>D</b>	<b>H</b>	<b>W</b>	<b>H</b>							
		IN 24	22.5	46	19.75	16	22-30	19	22							
		MM 610	572	1168	502	406	559-762	483	559							
			<b>RTA 2</b>	1 per carton												

G20



model 6007



**Lumbar Support**  
Automatic lumbar tension mechanism naturally adjusts to your posture while in upright or reclined position. The lumbar is also height adjustable.



Optional Fixed "C" Arm


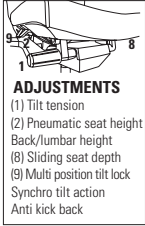

STANDARD FEATURES

- The striped mesh back is composed of alternating vertical rows of clear elastomeric yarns and polyester yarns. This provides a very responsive back support.
- The inside of the mesh back is Black while the outside of the mesh is Silver to coordinate with the polished aluminum trim. Only available in a Black mesh back with Black arms and frame.
- Synchronized mechanism allows the back to smoothly tilt, while the seat gently reclines and slides to the rear. The seat does not lift up and keeps feet planted on floor. Four tilt positions, locks and infinite free float.
- Height adjustable self-skinned urethane (SSU) arms with sliding and pivoting armcaps.
- Independent lumbar adjustment on back (2.5" of height adjustment range on each side).
- Standard with Global's high quality Soft Descent™ pneumatic lift which slowly and gently lowers the seat height of the chair making it easy to obtain the exact seat height you desire.
- Adjustable tilt tension knob located beside the seat. Simply rotate the knob for user preference.

- Side activated sliding seat depth adjustment (**MD**) is standard.
- Base and frame are standard in polished aluminum with dual wheel carpet casters (**C82**).
- Upholstery options: fabric, vinyl or leather. Vinyl and leather models may feature stitch detail across the seat and/or back cushions, if applicable.

OPTIONAL FEATURES

- An optional Black nylon base (**B7B**) is available, please specify. No upcharge.
- Optional fixed aluminum "C" arms with SSU armcaps (**DF**) are available, please specify. No upcharge.
- For hard surface flooring casters, please specify (**C9R**). Add \$21.

DESCRIPTION	FEATURES	MODEL #	STANDARD TEXTILE GRADES													
			1	2	3	4	5	6	7	8	9	10	11	12		
 <p><b>Synchro-Tilter Black Frame</b> COM: 1 YD   0.91 M Unit weight: 46 LB   20.9 KG Carton weight: 53 LB   24.04 KG Carton volume: 11 FT³   0.31 MT³</p>	 <p><b>ADJUSTMENTS</b> (1) Tilt tension (2) Pneumatic seat height Back/lumbar height (8) Sliding seat depth (9) Multi position tilt lock Synchro tilt action Anti kick back</p>	<b>6007</b>	1634	1666	1693	1724	1775	1822	1869	1910	1961	2009	2074	2166		
		OVERALL DIMENSIONS			SEAT DIMENSIONS			BACK DIMENSIONS								
		W	D	H	W	D	H	W	H							
IN 25.5	23	41.5	19.5	16-18.5	17.75-22.75	19	22									
MM 648	584	1054	495	406-470	451-578	483	559									
		<b>RTA 4</b>		1 per carton												

Ergonomic features:  
A, B, C, D, E, H, L, M, N, Q, R, U

GLOBAL ACCORD



model 2670-2



model 2670-2



model 2671-4



model 2676-2


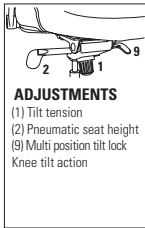


STANDARD FEATURES


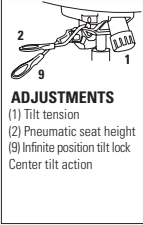

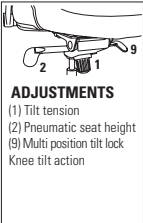


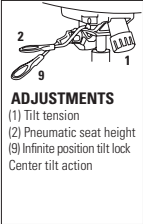


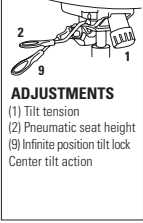

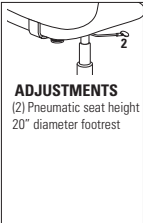

- Global Accord offers an elegant and refined design that features a sling back style that molds to and evenly supports the back and spine.
- Cast aluminum with a mirror finish accent the arms and base.
- Standard with soft, durable, self-skinned urethane (SSU) armcaps that are warm to the touch. Black only.
- All models are standard with a five prong, polished cast aluminum base with dual wheel carpet casters (C1).
- Standard with Global's high quality Soft Descent™ pneumatic lift which slowly and gently lowers the seat height of the chair making it easy to obtain the exact seat height you desire.
- Pedestal base models provide fixed location seating for use in auditoriums, classrooms, jury boxes, public venues and more. The base must be mounted to the floor (mounting hardware not included). See Pedestal Base Installation Guide on website for details.
- Mesh back models are available featuring a breathable mesh sling style back in 24 brilliant Vue colors: Sandy Beach (VU10), Desert Sand (VU11), Orange Sunset (VU12), Chocolate Fountain (VU13), Arctic Blue (VU14), Quarry Grey (VU15), Tidal Wave (VU16), Ivy Moss (VU17), Red Rose (VU18), Coal Black (VU19), White (VU20), Lime (VU21), Chartreuse (VU23), Pool Blue (VU26), Sky (VU28), Primary Blue (VU32), Tangerine (VU34), Paprika (VU37), Grain (VU40), Yellow (VU43), Silver Grey (VU55), Silver (VU63), Hot Pink (VU65) and Red Mittens (VU70). Please specify.
- Upholstery options (upholstered back models): fabric, vinyl or leather. Vinyl and leather models may feature stitch detail across the seat and/or back cushions, if applicable.


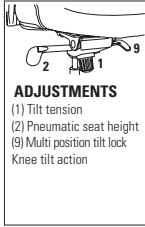


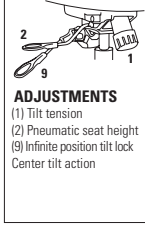


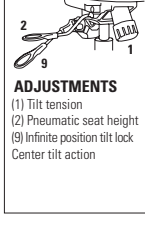

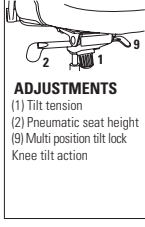


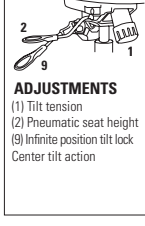

OPTIONAL FEATURES

- There are no arm options for this series.
- Optional Black plastic base (B5B) with aluminum arms combination. No upcharge.
- Seat available in memory foam, please specify (MF). Add \$106.
- For hard surface flooring casters, please specify (CSR). Add \$21.
- For additional caster options, please refer to the Arm and Caster section (page 351). *Optional casters may be priced higher than the standard casters for your chair and the difference will not be credited.*
- Pedestal base models have Black bases with 2" height adjustable cylinders, please specify: (SH) Swivel, auto return to max height. No upcharge. (SN) Non-swivel, auto return to max height. Add \$16. (SC) Swivel, auto return to center and return to max height. Add \$26.



DESCRIPTION	FEATURES	MODEL #	STANDARD TEXTILE GRADES														
			1	2	3	4	5	6	7	8	9	10	11	12			
 <p><b>HB Knee-Tilter - Upholstered Back</b> COM: 2 YD   1.83 M Unit weight: 41 LB   18.6 KG Carton weight: 46 LB   20.87 KG Carton volume: 13 FT<sup>3</sup>   0.36 MT<sup>3</sup></p>	 <p><b>ADJUSTMENTS</b> (1) Tilt tension (2) Pneumatic seat height (9) Multi position tilt lock Knee tilt action</p>	<p>Ergonomic features: A, B, C, J, M, N, U</p>	2670-2	1185	1249	1303	1365	1467	1561	1655	1737	1839	1935	2065	2249		
			<b>OVERALL DIMENSIONS</b>			<b>SEAT DIMENSIONS</b>			<b>BACK DIMENSIONS</b>								
			W	D	H	W	D	H	W	H							
			IN 25	25	44	20	19	18-22	18.5	23							
MM 635	635	1118	508	483	457-559	470	584										
			RTA 1	courier 1 per carton													
 <p><b>HB Tilter - Upholstered Back</b> COM: 2 YD   1.83 M Unit weight: 38 LB   17.3 KG Carton weight: 43 LB   19.5 KG Carton volume: 10.75 FT<sup>3</sup>   0.3 MT<sup>3</sup></p>	 <p><b>ADJUSTMENTS</b> (1) Tilt tension (2) Pneumatic seat height (9) Infinite position tilt lock Center tilt action</p>	<p>Ergonomic features: A, B, C, M, N, S, U</p>	2670-4	1027	1091	1145	1207	1309	1403	1497	1579	1681	1777	1907	2091		
			<b>OVERALL DIMENSIONS</b>			<b>SEAT DIMENSIONS</b>			<b>BACK DIMENSIONS</b>								
			W	D	H	W	D	H	W	H							
			IN 25	25	42.5	20	19	17-21	18.5	23							
MM 635	635	1080	508	483	432-533	470	584										
			RTA 1	courier 1 per carton													

DESCRIPTION	FEATURES	MODEL #	STANDARD TEXTILE GRADES													
			1	2	3	4	5	6	7	8	9	10	11	12		
 <p><b>HB Tilter - Upholstered Back Pedestal Base</b>                      COM: 2 YD   1.83 M                      Unit weight: 39 LB   17.7 KG                      Carton weight: 47 LB   21.32 KG                      Carton volume: 10.75 FT<sup>3</sup>   0.3 MT<sup>3</sup></p>	 <p><b>ADJUSTMENTS</b>                      (1) Tilt tension                      (2) Pneumatic seat height                      (9) Infinite position tilt lock                      Center tilt action</p>	<b>2670-4PB</b>	1256	1320	1374	1436	1538	1632	1726	1808	1910	2006	2136	2320		
		<b>OVERALL DIMENSIONS</b>			<b>SEAT DIMENSIONS</b>			<b>BACK DIMENSIONS</b>								
		<b>W</b>	<b>D</b>	<b>H</b>	<b>W</b>	<b>D</b>	<b>H</b>	<b>W</b>	<b>H</b>							
		IN 25 MM 635	25 635	41 1041	20 508	19 483	16.5-18.5 419-470	18.5 470	23 584							
			<b>RTA 1</b>	1 per carton												
 <p><b>MB Knee-Tilter - Upholstered Back</b>                      COM: 1.75 YD   1.6 M                      Unit weight: 38 LB   17.3 KG                      Carton weight: 43 LB   19.5 KG                      Carton volume: 10.75 FT<sup>3</sup>   0.3 MT<sup>3</sup></p>	 <p><b>ADJUSTMENTS</b>                      (1) Tilt tension                      (2) Pneumatic seat height                      (9) Multi position tilt lock                      Knee tilt action</p>	<b>2671-2</b>	1147	1203	1250	1305	1394	1476	1558	1630	1719	1803	1917	2078		
		<b>OVERALL DIMENSIONS</b>			<b>SEAT DIMENSIONS</b>			<b>BACK DIMENSIONS</b>								
		<b>W</b>	<b>D</b>	<b>H</b>	<b>W</b>	<b>D</b>	<b>H</b>	<b>W</b>	<b>H</b>							
		IN 25 MM 635	25 635	38.5 978	20 508	19 483	18-22 457-559	18.5 470	18 457							
			<b>RTA 1</b>		1 per carton											
 <p><b>MB Tilter - Upholstered Back</b>                      COM: 1.75 YD   1.6 M                      Unit weight: 35 LB   15.9 KG                      Carton weight: 40 LB   18.14 KG                      Carton volume: 10.75 FT<sup>3</sup>   0.3 MT<sup>3</sup></p>	 <p><b>ADJUSTMENTS</b>                      (1) Tilt tension                      (2) Pneumatic seat height                      (9) Infinite position tilt lock                      Center tilt action</p>	<b>2671-4</b>	988	1044	1091	1146	1235	1317	1399	1471	1560	1644	1758	1919		
		<b>OVERALL DIMENSIONS</b>			<b>SEAT DIMENSIONS</b>			<b>BACK DIMENSIONS</b>								
		<b>W</b>	<b>D</b>	<b>H</b>	<b>W</b>	<b>D</b>	<b>H</b>	<b>W</b>	<b>H</b>							
		IN 25 MM 635	25 635	37 940	20 508	19 483	17-21 432-533	18.5 470	18 457							
			<b>RTA 1</b>		1 per carton											
 <p><b>MB Tilter - Upholstered Back Pedestal Base</b>                      COM: 1.75 YD   1.6 M                      Unit weight: 36 LB   16.4 KG                      Carton weight: 44 LB   19.96 KG                      Carton volume: 10.75 FT<sup>3</sup>   0.3 MT<sup>3</sup></p>	 <p><b>ADJUSTMENTS</b>                      (1) Tilt tension                      (2) Pneumatic seat height                      (9) Infinite position tilt lock                      Center tilt action</p>	<b>2671-4PB</b>	1218	1274	1321	1376	1465	1547	1629	1701	1790	1874	1988	2149		
		<b>OVERALL DIMENSIONS</b>			<b>SEAT DIMENSIONS</b>			<b>BACK DIMENSIONS</b>								
		<b>W</b>	<b>D</b>	<b>H</b>	<b>W</b>	<b>D</b>	<b>H</b>	<b>W</b>	<b>H</b>							
		IN 25 MM 635	25 635	36 914	20 508	19 483	16.5-18.5 419-470	18.5 470	18 457							
			<b>RTA 1</b>	1 per carton												
 <p><b>MB Stool - Upholstered Back</b>                      COM: 1.75 YD   1.6 M                      Unit weight: 44 LB   20 KG                      Carton weight: 48 LB   21.77 KG                      Carton volume: 10.75 FT<sup>3</sup>   0.3 MT<sup>3</sup></p>	 <p><b>ADJUSTMENTS</b>                      (2) Pneumatic seat height                      20" diameter footrest</p>	<b>2672-6</b>	1177	1233	1280	1335	1424	1506	1588	1660	1749	1833	1947	2108		
		<b>OVERALL DIMENSIONS</b>			<b>SEAT DIMENSIONS</b>			<b>BACK DIMENSIONS</b>								
		<b>W</b>	<b>D</b>	<b>H</b>	<b>W</b>	<b>D</b>	<b>H</b>	<b>W</b>	<b>H</b>							
		IN 25 MM 635	26 660	46.5 1181	20 508	19 483	22.75-32.75 578-832	18.5 470	18 457							
			<b>RTA 1</b>		1 per carton											

DESCRIPTION	FEATURES	MODEL #	STANDARD TEXTILE GRADES																																											
			1	2	3	4	5	6	7	8	9	10	11	12																																
 <p><b>Mesh HB Knee-Tilter</b> COM: 1 YD   0.91 M Unit weight: 41 LB   18.6 KG Carton weight: 46 LB   20.87 KG Carton volume: 13 FT³   0.36 MT³</p>	 <p><b>ADJUSTMENTS</b> (1) Tilt tension (2) Pneumatic seat height (9) Multi position tilt lock Knee tilt action</p>	<p>Ergonomic features: A, B, C, J, M, N, U</p>	<table border="1"> <tr> <th colspan="3">OVERALL DIMENSIONS</th> <th colspan="3">SEAT DIMENSIONS</th> <th colspan="2">BACK DIMENSIONS</th> </tr> <tr> <th>W</th><th>D</th><th>H</th> <th>W</th><th>D</th><th>H</th> <th>W</th><th>H</th> </tr> <tr> <td>IN 25</td><td>25</td><td>44</td> <td>20</td><td>19</td><td>18-22</td> <td>18.5</td><td>23</td> </tr> <tr> <td>MM 635</td><td>635</td><td>1118</td> <td>508</td><td>483</td><td>457-559</td> <td>470</td><td>584</td> </tr> </table>												OVERALL DIMENSIONS			SEAT DIMENSIONS			BACK DIMENSIONS		W	D	H	W	D	H	W	H	IN 25	25	44	20	19	18-22	18.5	23	MM 635	635	1118	508	483	457-559	470	584
			OVERALL DIMENSIONS			SEAT DIMENSIONS			BACK DIMENSIONS																																					
			W	D	H	W	D	H	W	H																																				
			IN 25	25	44	20	19	18-22	18.5	23																																				
			MM 635	635	1118	508	483	457-559	470	584																																				
<p><b>RTA 1</b>  1 per carton</p>																																														
<table border="1"> <tr> <th>1</th><th>2</th><th>3</th><th>4</th><th>5</th><th>6</th><th>7</th><th>8</th><th>9</th><th>10</th><th>11</th><th>12</th> </tr> <tr> <td>2676-2</td><td>1322</td><td>1354</td><td>1381</td><td>1412</td><td>1463</td><td>1510</td><td>1557</td><td>1598</td><td>1649</td><td>1697</td><td>1762</td><td>1854</td> </tr> </table>												1	2	3	4	5	6	7	8	9	10	11	12	2676-2	1322	1354	1381	1412	1463	1510	1557	1598	1649	1697	1762	1854										
1	2	3	4	5	6	7	8	9	10	11	12																																			
2676-2	1322	1354	1381	1412	1463	1510	1557	1598	1649	1697	1762	1854																																		
 <p><b>Mesh HB Tilter</b> COM: 1 YD   0.91 M Unit weight: 38 LB   17.3 KG Carton weight: 43 LB   19.5 KG Carton volume: 10.75 FT³   0.3 MT³</p>	 <p><b>ADJUSTMENTS</b> (1) Tilt tension (2) Pneumatic seat height (9) Infinite position tilt lock Center tilt action</p>	<p>Ergonomic features: A, B, C, M, N, S, U</p>	<table border="1"> <tr> <th colspan="3">OVERALL DIMENSIONS</th> <th colspan="3">SEAT DIMENSIONS</th> <th colspan="2">BACK DIMENSIONS</th> </tr> <tr> <th>W</th><th>D</th><th>H</th> <th>W</th><th>D</th><th>H</th> <th>W</th><th>H</th> </tr> <tr> <td>IN 25</td><td>25</td><td>42.5</td> <td>20</td><td>19</td><td>17-21</td> <td>18.5</td><td>23</td> </tr> <tr> <td>MM 635</td><td>635</td><td>1080</td> <td>508</td><td>483</td><td>432-533</td> <td>470</td><td>584</td> </tr> </table>												OVERALL DIMENSIONS			SEAT DIMENSIONS			BACK DIMENSIONS		W	D	H	W	D	H	W	H	IN 25	25	42.5	20	19	17-21	18.5	23	MM 635	635	1080	508	483	432-533	470	584
			OVERALL DIMENSIONS			SEAT DIMENSIONS			BACK DIMENSIONS																																					
			W	D	H	W	D	H	W	H																																				
			IN 25	25	42.5	20	19	17-21	18.5	23																																				
			MM 635	635	1080	508	483	432-533	470	584																																				
<p><b>RTA 1</b>  1 per carton</p>																																														
<table border="1"> <tr> <th>1</th><th>2</th><th>3</th><th>4</th><th>5</th><th>6</th><th>7</th><th>8</th><th>9</th><th>10</th><th>11</th><th>12</th> </tr> <tr> <td>2676-4</td><td>1164</td><td>1196</td><td>1223</td><td>1254</td><td>1305</td><td>1352</td><td>1399</td><td>1440</td><td>1491</td><td>1539</td><td>1604</td><td>1696</td> </tr> </table>												1	2	3	4	5	6	7	8	9	10	11	12	2676-4	1164	1196	1223	1254	1305	1352	1399	1440	1491	1539	1604	1696										
1	2	3	4	5	6	7	8	9	10	11	12																																			
2676-4	1164	1196	1223	1254	1305	1352	1399	1440	1491	1539	1604	1696																																		
 <p><b>Mesh HB Tilter Pedestal Base</b> COM: 1 YD   0.91 M Unit weight: 39 LB   17.7 KG Carton weight: 47 LB   21.32 KG Carton volume: 10.75 FT³   0.3 MT³</p>	 <p><b>ADJUSTMENTS</b> (1) Tilt tension (2) Pneumatic seat height (9) Infinite position tilt lock Center tilt action</p>	<p>Ergonomic features: A, B, C, M, N, S</p>	<table border="1"> <tr> <th colspan="3">OVERALL DIMENSIONS</th> <th colspan="3">SEAT DIMENSIONS</th> <th colspan="2">BACK DIMENSIONS</th> </tr> <tr> <th>W</th><th>D</th><th>H</th> <th>W</th><th>D</th><th>H</th> <th>W</th><th>H</th> </tr> <tr> <td>IN 25</td><td>25</td><td>41</td> <td>20</td><td>19</td><td>16.5-18.5</td> <td>18.5</td><td>23</td> </tr> <tr> <td>MM 635</td><td>635</td><td>1041</td> <td>508</td><td>483</td><td>419-470</td> <td>470</td><td>584</td> </tr> </table>												OVERALL DIMENSIONS			SEAT DIMENSIONS			BACK DIMENSIONS		W	D	H	W	D	H	W	H	IN 25	25	41	20	19	16.5-18.5	18.5	23	MM 635	635	1041	508	483	419-470	470	584
			OVERALL DIMENSIONS			SEAT DIMENSIONS			BACK DIMENSIONS																																					
			W	D	H	W	D	H	W	H																																				
			IN 25	25	41	20	19	16.5-18.5	18.5	23																																				
			MM 635	635	1041	508	483	419-470	470	584																																				
<p><b>RTA 1</b> 1 per carton</p>																																														
<table border="1"> <tr> <th>1</th><th>2</th><th>3</th><th>4</th><th>5</th><th>6</th><th>7</th><th>8</th><th>9</th><th>10</th><th>11</th><th>12</th> </tr> <tr> <td>2676-4PB</td><td>1394</td><td>1426</td><td>1453</td><td>1484</td><td>1535</td><td>1582</td><td>1629</td><td>1670</td><td>1721</td><td>1769</td><td>1834</td><td>1926</td> </tr> </table>												1	2	3	4	5	6	7	8	9	10	11	12	2676-4PB	1394	1426	1453	1484	1535	1582	1629	1670	1721	1769	1834	1926										
1	2	3	4	5	6	7	8	9	10	11	12																																			
2676-4PB	1394	1426	1453	1484	1535	1582	1629	1670	1721	1769	1834	1926																																		
 <p><b>Mesh MB Knee-Tilter</b> COM: 1 YD   0.91 M Unit weight: 38 LB   17.3 KG Carton weight: 43 LB   19.5 KG Carton volume: 10.75 FT³   0.3 MT³</p>	 <p><b>ADJUSTMENTS</b> (1) Tilt tension (2) Pneumatic seat height (9) Multi position tilt lock Knee tilt action</p>	<p>Ergonomic features: A, B, C, J, M, N, U</p>	<table border="1"> <tr> <th colspan="3">OVERALL DIMENSIONS</th> <th colspan="3">SEAT DIMENSIONS</th> <th colspan="2">BACK DIMENSIONS</th> </tr> <tr> <th>W</th><th>D</th><th>H</th> <th>W</th><th>D</th><th>H</th> <th>W</th><th>H</th> </tr> <tr> <td>IN 25</td><td>25</td><td>38.5</td> <td>20</td><td>19</td><td>18-22</td> <td>18.5</td><td>18</td> </tr> <tr> <td>MM 635</td><td>635</td><td>978</td> <td>508</td><td>483</td><td>457-559</td> <td>470</td><td>457</td> </tr> </table>												OVERALL DIMENSIONS			SEAT DIMENSIONS			BACK DIMENSIONS		W	D	H	W	D	H	W	H	IN 25	25	38.5	20	19	18-22	18.5	18	MM 635	635	978	508	483	457-559	470	457
			OVERALL DIMENSIONS			SEAT DIMENSIONS			BACK DIMENSIONS																																					
			W	D	H	W	D	H	W	H																																				
			IN 25	25	38.5	20	19	18-22	18.5	18																																				
			MM 635	635	978	508	483	457-559	470	457																																				
<p><b>RTA 1</b>  1 per carton</p>																																														
<table border="1"> <tr> <th>1</th><th>2</th><th>3</th><th>4</th><th>5</th><th>6</th><th>7</th><th>8</th><th>9</th><th>10</th><th>11</th><th>12</th> </tr> <tr> <td>2677-2</td><td>1269</td><td>1301</td><td>1328</td><td>1359</td><td>1410</td><td>1457</td><td>1504</td><td>1545</td><td>1596</td><td>1644</td><td>1709</td><td>1801</td> </tr> </table>												1	2	3	4	5	6	7	8	9	10	11	12	2677-2	1269	1301	1328	1359	1410	1457	1504	1545	1596	1644	1709	1801										
1	2	3	4	5	6	7	8	9	10	11	12																																			
2677-2	1269	1301	1328	1359	1410	1457	1504	1545	1596	1644	1709	1801																																		
 <p><b>Mesh MB Tilter</b> COM: 1 YD   0.91 M Unit weight: 35 LB   15.9 KG Carton weight: 40 LB   18.14 KG Carton volume: 10.75 FT³   0.3 MT³</p>	 <p><b>ADJUSTMENTS</b> (1) Tilt tension (2) Pneumatic seat height (9) Infinite position tilt lock Center tilt action</p>	<p>Ergonomic features: A, B, C, M, N, S, U</p>	<table border="1"> <tr> <th colspan="3">OVERALL DIMENSIONS</th> <th colspan="3">SEAT DIMENSIONS</th> <th colspan="2">BACK DIMENSIONS</th> </tr> <tr> <th>W</th><th>D</th><th>H</th> <th>W</th><th>D</th><th>H</th> <th>W</th><th>H</th> </tr> <tr> <td>IN 25</td><td>25</td><td>37</td> <td>20</td><td>19</td><td>17-21</td> <td>18.5</td><td>18</td> </tr> <tr> <td>MM 635</td><td>635</td><td>940</td> <td>508</td><td>483</td><td>432-533</td> <td>470</td><td>457</td> </tr> </table>												OVERALL DIMENSIONS			SEAT DIMENSIONS			BACK DIMENSIONS		W	D	H	W	D	H	W	H	IN 25	25	37	20	19	17-21	18.5	18	MM 635	635	940	508	483	432-533	470	457
			OVERALL DIMENSIONS			SEAT DIMENSIONS			BACK DIMENSIONS																																					
			W	D	H	W	D	H	W	H																																				
			IN 25	25	37	20	19	17-21	18.5	18																																				
			MM 635	635	940	508	483	432-533	470	457																																				
<p><b>RTA 1</b>  1 per carton</p>																																														
<table border="1"> <tr> <th>1</th><th>2</th><th>3</th><th>4</th><th>5</th><th>6</th><th>7</th><th>8</th><th>9</th><th>10</th><th>11</th><th>12</th> </tr> <tr> <td>2677-4</td><td>1110</td><td>1142</td><td>1169</td><td>1200</td><td>1251</td><td>1298</td><td>1345</td><td>1386</td><td>1437</td><td>1485</td><td>1550</td><td>1642</td> </tr> </table>												1	2	3	4	5	6	7	8	9	10	11	12	2677-4	1110	1142	1169	1200	1251	1298	1345	1386	1437	1485	1550	1642										
1	2	3	4	5	6	7	8	9	10	11	12																																			
2677-4	1110	1142	1169	1200	1251	1298	1345	1386	1437	1485	1550	1642																																		

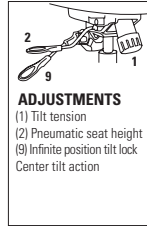


DESCRIPTION FEATURES MODEL # STANDARD TEXTILE GRADES



**Mesh MB Tilter Pedestal Base**

COM: 1 YD | 0.91 M  
 Unit weight: 36 LB | 16.4 KG  
 Carton weight: 44 LB | 19.96 KG  
 Carton volume: 10.75 FT³ | 0.3 MT³



**ADJUSTMENTS**  
 (1) Tilt tension  
 (2) Pneumatic seat height  
 (9) Infinite position tilt lock  
 Center tilt action

Ergonomic features:  
 A, B, C, M, N, S

MODEL #	1	2	3	4	5	6	7	8	9	10	11	12
<b>2677-4PB</b>	1338	1370	1397	1428	1479	1526	1573	1614	1665	1713	1778	1870

	OVERALL DIMENSIONS			SEAT DIMENSIONS			BACK DIMENSIONS	
	W	D	H	W	D	H	W	H

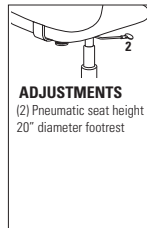
IN	25	25	36	20	19	16.5-18.5	18.5	18
MM	635	635	914	508	483	419-470	470	457

**RTA 1** 1 per carton



**Mesh MB Stool**

COM: 1 YD | 0.91 M  
 Unit weight: 44 LB | 20 KG  
 Carton weight: 48 LB | 21.77 KG  
 Carton volume: 10.75 FT³ | 0.3 MT³



**ADJUSTMENTS**  
 (2) Pneumatic seat height  
 20" diameter footrest

Ergonomic features:  
 C, M, N, U

MODEL #	1	2	3	4	5	6	7	8	9	10	11	12
<b>2678-6</b>	1297	1329	1356	1387	1438	1485	1532	1573	1624	1672	1737	1829

	OVERALL DIMENSIONS			SEAT DIMENSIONS			BACK DIMENSIONS	
	W	D	H	W	D	H	W	H

IN	25	26	47	20	19	23.5-33.5	18.5	18
MM	635	660	1194	508	483	597-851	470	457

**RTA 1**  1 per carton

GRANADA



model 3212 (3N)




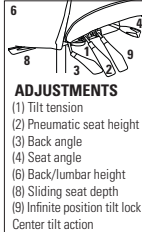


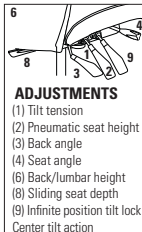


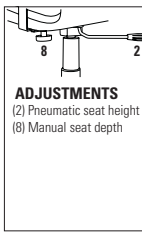

model 3217


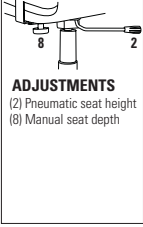


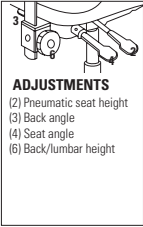


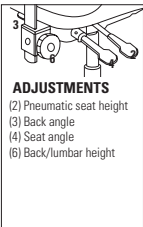


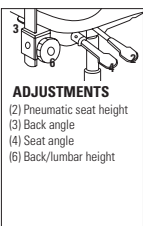

STANDARD FEATURES

- Features a sculpted back with pronounced lumbar support.
- Side activated sliding seat depth adjustment (**MD**) is standard on multi-tilters.
- Standard with height and width adjustable T-arms with curved urethane armcaps (**3N**) in Black only.
- Vari-Width (**WA**) width adjustable arm extensions are standard when chair is ordered with adjustable arms. Allows the arms to move away from the seat by 2" on each side to allow space if desired for broader hip widths.
- All models are standard with a five prong, injection molded, fiberglass reinforced nylon Black base with dual wheel carpet casters (**C65**).
- Base is available in Black only.
- All models (except stool models) are shipped partially KD.
- Stools are equipped with a 20" diameter, height adjustable Chrome footrest.
- Granada heavy duty models can be found under the Heavy Duty section (page 335).
- Upholstery options: fabric or vinyl only. When upholstered in vinyl, models may feature stitch detail across the seat and/or back cushions and additional wrinkling may occur around seat perimeter and outside back will be attached with decorative screws.

OPTIONAL FEATURES

- Seat available in molded foam, please specify (**MLD**). No upcharge.
- Optional abrasion resistant outer back fabric (polyester) is available. Resistant to impact damage. Available in Black only. Please specify (**BKB**). Add \$9.
- Available with back edge vinyl bumper guard option (**EG**). Add \$22.
- For hard surface flooring casters, please specify (**C65R**). Add \$21.
- For additional arm/caster options, please refer to the Arm and Caster section (page 351). *Optional casters may be priced higher than the standard casters for your chair and the difference will be charged. Lower priced optional casters will not be credited.*

DESCRIPTION	FEATURES	MODEL #	STANDARD TEXTILE GRADES											
			1	2	3	4	5	6	7	8	9	10	11	12
 <p><b>LB Multi-Tilter Plain Back</b> COM: 1.5 YD   1.37 M Unit weight: 48 LB   21.8 KG Carton weight: 57 LB   25.85 KG Carton volume: 9.25 FT<sup>3</sup>   0.26 MT<sup>3</sup></p>	 <p><b>ADJUSTMENTS</b> (1) Tilt tension (2) Pneumatic seat height (3) Back angle (4) Seat angle (6) Back/lumbar height (8) Sliding seat depth (9) Infinite position tilt lock Center tilt action</p>	<p><b>3212</b></p>	888	936	977	1023	1100	1170	1241	1302	1379	1451	1548	1686
			<b>OVERALL DIMENSIONS</b>			<b>SEAT DIMENSIONS</b>			<b>BACK DIMENSIONS</b>					
			<b>W</b>	<b>D</b>	<b>H</b>	<b>W</b>	<b>D</b>	<b>H</b>	<b>W</b>		<b>H</b>			
			IN 26 MM 660	24 610	40 1016	20.5 521	17-19.5 432-495	17.5-21.5 445-546	19 483		17.5-21.5 445-546			
			<b>RTA 2</b>		1 per carton									
 <p><b>HB Multi-Tilter Plain Back</b> COM: 1.75 YD   1.6 M Unit weight: 51 LB   23.2 KG Carton weight: 60 LB   27.22 KG Carton volume: 10.5 FT<sup>3</sup>   0.29 MT<sup>3</sup></p>	 <p><b>ADJUSTMENTS</b> (1) Tilt tension (2) Pneumatic seat height (3) Back angle (4) Seat angle (6) Back/lumbar height (8) Sliding seat depth (9) Infinite position tilt lock Center tilt action</p>	<p><b>3217</b></p>	926	982	1029	1084	1173	1255	1337	1409	1498	1582	1696	1857
			<b>OVERALL DIMENSIONS</b>			<b>SEAT DIMENSIONS</b>			<b>BACK DIMENSIONS</b>					
			<b>W</b>	<b>D</b>	<b>H</b>	<b>W</b>	<b>D</b>	<b>H</b>	<b>W</b>		<b>H</b>			
			IN 26 MM 660	24.5 622	43 1092	20.5 521	17-19.5 432-495	17.5-21.5 445-546	19 483		21.5-25.5 546-648			
			<b>RTA 2</b>		1 per carton									
 <p><b>LB Task Armless Plain Back</b> COM: 1.5 YD   1.37 M Unit weight: 28 LB   12.7 KG Carton weight: 32 LB   14.51 KG Carton volume: 9.25 FT<sup>3</sup>   0.26 MT<sup>3</sup></p>	 <p><b>ADJUSTMENTS</b> (2) Pneumatic seat height (8) Manual seat depth</p>	<p><b>3254</b></p>	518	566	607	653	730	800	871	932	1009	1081	1178	1316
			<b>OVERALL DIMENSIONS</b>			<b>SEAT DIMENSIONS</b>			<b>BACK DIMENSIONS</b>					
			<b>W</b>	<b>D</b>	<b>H</b>	<b>W</b>	<b>D</b>	<b>H</b>	<b>W</b>		<b>H</b>			
			IN 21 MM 533	24 610	38 965	20.5 521	17.5-19 445-483	17-22 432-559	19 483		19 483			
			<b>RTA 2</b>		1 per carton									

DESCRIPTION	FEATURES	MODEL #	STANDARD TEXTILE GRADES														
			1	2	3	4	5	6	7	8	9	10	11	12			
 <p><b>LB Task w/Arm Plain Back</b> COM: 1.5 YD   1.37 M Unit weight: 36 LB   16.4 KG Carton weight: 40 LB   18.14 KG Carton volume: 9.25 FT³   0.26 MT³</p>	 <p><b>ADJUSTMENTS</b> (2) Pneumatic seat height (8) Manual seat depth</p>	<p>Ergonomic features: C, E, H, M, N, Q</p>	<p><b>RTA 2</b></p>	<p> 1 per carton</p>	1	2	3	4	5	6	7	8	9	10	11	12	
					3255	639	687	728	774	851	921	992	1053	1130	1202	1299	1437
					<b>OVERALL DIMENSIONS</b>			<b>SEAT DIMENSIONS</b>			<b>BACK DIMENSIONS</b>						
					<b>W</b>	<b>D</b>	<b>H</b>	<b>W</b>	<b>D</b>	<b>H</b>	<b>W</b>	<b>H</b>					
					IN 26 MM 660	24 610	38 965	20.5 521	17.5-19 445-483	17-22 432-559	19 483	19 483					
 <p><b>LB Operator w/Arms/Plain Back</b> COM: 1.5 YD   1.37 M Unit weight: 42 LB   19.1 KG Carton weight: 46 LB   20.87 KG Carton volume: 9.25 FT³   0.26 MT³</p>	 <p><b>ADJUSTMENTS</b> (2) Pneumatic seat height (3) Back angle (4) Seat angle (6) Back/lumbar height</p>	<p>Ergonomic features: C, D, F, G, H, M, N, O, S</p>	<p><b>RTA 2</b></p>	<p> 1 per carton</p>	1	2	3	4	5	6	7	8	9	10	11	12	
					3275	848	896	937	983	1060	1130	1201	1262	1339	1411	1508	1646
					<b>OVERALL DIMENSIONS</b>			<b>SEAT DIMENSIONS</b>			<b>BACK DIMENSIONS</b>						
					<b>W</b>	<b>D</b>	<b>H</b>	<b>W</b>	<b>D</b>	<b>H</b>	<b>W</b>	<b>H</b>					
					IN 26 MM 660	22.5 572	39 991	20.5 521	17.5 445	17-22 432-559	19 483	17.5-21.5 445-546					
 <p><b>Operator Stool Armless/Plain Back</b> COM: 1.5 YD   1.37 M Unit weight: 39 LB   17.7 KG Carton weight: 43 LB   19.5 KG Carton volume: 9.25 FT³   0.26 MT³</p>	 <p><b>ADJUSTMENTS</b> (2) Pneumatic seat height (3) Back angle (4) Seat angle (6) Back/lumbar height</p>	<p>Ergonomic features: C, D, F, G, M, N</p>	<p><b>RTA 2</b></p>	<p> 1 per carton</p>	1	2	3	4	5	6	7	8	9	10	11	12	
					3278	958	1006	1047	1093	1170	1240	1311	1372	1449	1521	1618	1756
					<b>OVERALL DIMENSIONS</b>			<b>SEAT DIMENSIONS</b>			<b>BACK DIMENSIONS</b>						
					<b>W</b>	<b>D</b>	<b>H</b>	<b>W</b>	<b>D</b>	<b>H</b>	<b>W</b>	<b>H</b>					
					IN 21 MM 533	23.5 597	48 1219	20.5 521	17.5 445	23.5-33.5 597-851	19 483	17.5-21.5 445-546					
 <p><b>Operator Stool w/Arms/Plain Back</b> COM: 1.5 YD   1.37 M Unit weight: 47 LB   21.4 KG Carton weight: 51 LB   23.13 KG Carton volume: 9.25 FT³   0.26 MT³</p>	 <p><b>ADJUSTMENTS</b> (2) Pneumatic seat height (3) Back angle (4) Seat angle (6) Back/lumbar height</p>	<p>Ergonomic features: C, D, F, G, H, M, N, Q</p>	<p><b>RTA 2</b></p>	<p> 1 per carton</p>	1	2	3	4	5	6	7	8	9	10	11	12	
					3288	1077	1125	1166	1212	1289	1359	1430	1491	1568	1640	1737	1875
					<b>OVERALL DIMENSIONS</b>			<b>SEAT DIMENSIONS</b>			<b>BACK DIMENSIONS</b>						
					<b>W</b>	<b>D</b>	<b>H</b>	<b>W</b>	<b>D</b>	<b>H</b>	<b>W</b>	<b>H</b>					
					IN 26 MM 660	23.5 597	48 1219	20.5 521	17.5 445	23.5-33.5 597-851	19 483	17.5-21.5 445-546					

GRANADA DELUXE



model 1170-3




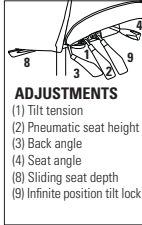

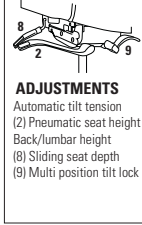

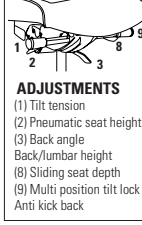

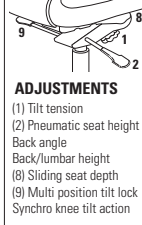
model 1171-3


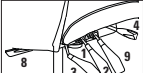


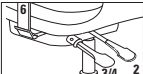


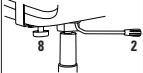


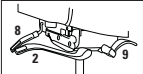


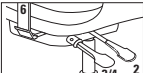

STANDARD FEATURES


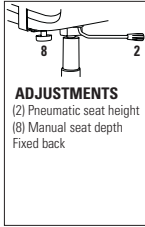






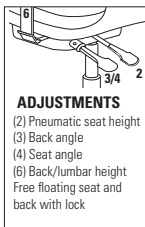


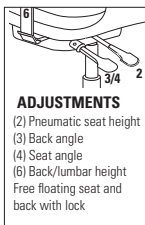

- Granada Deluxe offers dramatic seating comfort. Cushions are more contoured, featuring BioPlush earth friendly foam.
- Standard with height and width adjustable T-arms with teardrop shaped urethane armcaps (3B).
- Standard with soft, durable, self-skinned urethane (SSU) armcaps that are warm to the touch.
- All models (except armchair and side chair) are standard with a five prong, injection molded, fiberglass reinforced nylon Black spider base with dual wheel carpet casters (C65).
- Base and frame are standard in Black.
- Granada Deluxe heavy duty models can be found under the Heavy Duty section (page 335).
- Upholstery options: fabric, vinyl or leather. Vinyl and leather models may feature stitch detail across the seat and/or back cushions, if applicable.


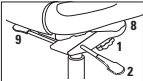


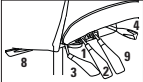


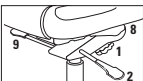


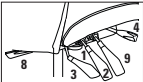

OPTIONAL FEATURES

- Seat depth adjustment is optional on model 1171-2, please specify (MD). Add \$32.
- Optional abrasion resistant outer back fabric (polyester) is available. Resistant to impact damage. Available in Black only. Please specify (BKB). Add \$9.
- Available with back edge vinyl bumper guard option (EG). Add \$22.
- Polished aluminum base with Black end guards (B2) is available, please specify (ALU). Add \$131.
- For hard surface flooring casters, please specify (C65R). Add \$21.
- For additional arm/caster options, please refer to the Arm and Caster section (page 351). *Optional casters may be priced higher than the standard casters for your chair and the difference will be charged. Lower priced optional casters will not be credited.*

DESCRIPTION	FEATURES	MODEL #	STANDARD TEXTILE GRADES														
			1	2	3	4	5	6	7	8	9	10	11	12			
 <p><b>HB Multi-Tilter</b> COM: 2 YD   1.83 M Unit weight: 56 LB   25.5 KG Carton weight: 65 LB   29.48 KG Carton volume: 9.25 FT³   0.26 MT³</p>	 <p><b>ADJUSTMENTS</b> (1) Tilt tension (2) Pneumatic seat height (3) Back angle (4) Seat angle (8) Sliding seat depth (9) Infinite position tilt lock</p>	<p>Ergonomic features: A, B, C, D, E, F, G, H, M, N, Q, S, U</p>	1170-3	929	993	1047	1109	1211	1305	1399	1481	1583	1679	1809	1993		
			<b>OVERALL DIMENSIONS</b>			<b>SEAT DIMENSIONS</b>			<b>BACK DIMENSIONS</b>								
			W	D	H	W	D	H	W	H							
			IN 26 MM 660	23.5 597	45 1143	21 533	18-21 457-533	16-20 406-508	20 508	23-28.25 584-718							
			RTA 2	courier	1 per carton												
 <p><b>HB Weight Sensing Synchro-Tilter</b> COM: 2 YD   1.83 M Unit weight: 51 LB   23.2 KG Carton weight: 61 LB   27.67 KG Carton volume: 9.25 FT³   0.26 MT³</p>	 <p><b>ADJUSTMENTS</b> Automatic tilt tension (2) Pneumatic seat height Back/lumbar height (8) Sliding seat depth (9) Multi position tilt lock</p>	<p>Ergonomic features: A, B, C, D, E, H, L, M, N, Q, U</p>	1170-8	929	993	1047	1109	1211	1305	1399	1481	1583	1679	1809	1993		
			<b>OVERALL DIMENSIONS</b>			<b>SEAT DIMENSIONS</b>			<b>BACK DIMENSIONS</b>								
			W	D	H	W	D	H	W	H							
			IN 26 MM 660	23.5 597	44 1118	21 533	18-21 457-533	16.25-21.25 413-540	20 508	23-28.25 584-718							
			RTA 2	courier	1 per carton												
 <p><b>MB Synchro-Tilter w/Back Angle Adj.</b> COM: 1.75 YD   1.6 M Unit weight: 50 LB   22.7 KG Carton weight: 60 LB   27.22 KG Carton volume: 9.25 FT³   0.26 MT³</p>	 <p><b>ADJUSTMENTS</b> (1) Tilt tension (2) Pneumatic seat height (3) Back angle Back/lumbar height (8) Sliding seat depth (9) Multi position tilt lock Anti kick back</p>	<p>Ergonomic features: A, B, C, D, E, G, H, L, M, N, Q, U</p>	1171-0	888	944	991	1046	1135	1217	1299	1371	1460	1544	1658	1819		
			<b>OVERALL DIMENSIONS</b>			<b>SEAT DIMENSIONS</b>			<b>BACK DIMENSIONS</b>								
			W	D	H	W	D	H	W	H							
			IN 26 MM 660	23.5 597	43 1092	21 533	18-21 457-533	17.25-21.25 438-540	20 508	20-25.25 508-641							
			RTA 2	courier	1 per carton												
 <p><b>MB Synchro Knee-Tilter</b> COM: 1.75 YD   1.6 M Unit weight: 52 LB   23.6 KG Carton weight: 61 LB   27.67 KG Carton volume: 9.25 FT³   0.26 MT³</p>	 <p><b>ADJUSTMENTS</b> (1) Tilt tension (2) Pneumatic seat height Back angle Back/lumbar height (8) Sliding seat depth (9) Multi position tilt lock Synchro knee tilt action</p>	<p>Ergonomic features: A, B, C, D, G, H, J, L, M, N, Q, U</p>	1171-2	1030	1086	1133	1188	1277	1359	1441	1513	1602	1686	1800	1961		
			<b>OVERALL DIMENSIONS</b>			<b>SEAT DIMENSIONS</b>			<b>BACK DIMENSIONS</b>								
			W	D	H	W	D	H	W	H							
			IN 26 MM 660	23.5 597	42.5 1080	21 533	18-20.5 457-521	16.5-20.5 419-521	20 508	20-25.25 508-641							
			RTA 2	courier	1 per carton												

DESCRIPTION	FEATURES	MODEL #	STANDARD TEXTILE GRADES																																												
			1	2	3	4	5	6	7	8	9	10	11	12																																	
 <p><b>MB Multi-Tilter</b> COM: 1.75 YD   1.6 M Unit weight: 52 LB   23.6 KG Carton weight: 61 LB   27.67 KG Carton volume: 9.25 FT³   0.26 MT³</p>	 <p><b>ADJUSTMENTS</b> (1) Tilt tension (2) Pneumatic seat height (3) Back angle (4) Seat angle (8) Sliding seat depth (9) Infinite position tilt lock</p>	<p>Ergonomic features: A, B, C, D, E, F, G, H, M, N, Q, S, U</p>	<table border="1"> <tr> <th colspan="3">OVERALL DIMENSIONS</th> <th colspan="3">SEAT DIMENSIONS</th> <th colspan="3">BACK DIMENSIONS</th> </tr> <tr> <th>W</th><th>D</th><th>H</th> <th>W</th><th>D</th><th>H</th> <th>W</th><th>H</th> </tr> <tr> <td>IN 26</td><td>23.5</td><td>42</td> <td>21</td><td>18-21</td><td>16-20</td> <td>20</td><td>20-25.25</td> </tr> <tr> <td>MM 660</td><td>597</td><td>1067</td> <td>533</td><td>457-533</td><td>406-508</td> <td>508</td><td>508-641</td> </tr> </table>												OVERALL DIMENSIONS			SEAT DIMENSIONS			BACK DIMENSIONS			W	D	H	W	D	H	W	H	IN 26	23.5	42	21	18-21	16-20	20	20-25.25	MM 660	597	1067	533	457-533	406-508	508	508-641
			OVERALL DIMENSIONS			SEAT DIMENSIONS			BACK DIMENSIONS																																						
			W	D	H	W	D	H	W	H																																					
			IN 26	23.5	42	21	18-21	16-20	20	20-25.25																																					
MM 660	597	1067	533	457-533	406-508	508	508-641																																								
<p>RTA 2  1 per carton</p>																																															
 <p><b>MB Operator</b> COM: 1.75 YD   1.6 M Unit weight: 45 LB   20.5 KG Carton weight: 54 LB   24.49 KG Carton volume: 9.25 FT³   0.26 MT³</p>	 <p><b>ADJUSTMENTS</b> (2) Pneumatic seat height (3) Back angle (4) Seat angle (6) Back/lumbar height Free floating seat and back with lock</p>	<p>Ergonomic features: C, D, F, G, H, M, N, Q, S, U</p>	<table border="1"> <tr> <th colspan="3">OVERALL DIMENSIONS</th> <th colspan="3">SEAT DIMENSIONS</th> <th colspan="3">BACK DIMENSIONS</th> </tr> <tr> <th>W</th><th>D</th><th>H</th> <th>W</th><th>D</th><th>H</th> <th>W</th><th>H</th> </tr> <tr> <td>IN 26</td><td>23.5</td><td>39</td> <td>21</td><td>18</td><td>16.5-20.5</td> <td>20</td><td>19-24.25</td> </tr> <tr> <td>MM 660</td><td>597</td><td>991</td> <td>533</td><td>457</td><td>419-521</td> <td>508</td><td>483-616</td> </tr> </table>												OVERALL DIMENSIONS			SEAT DIMENSIONS			BACK DIMENSIONS			W	D	H	W	D	H	W	H	IN 26	23.5	39	21	18	16.5-20.5	20	19-24.25	MM 660	597	991	533	457	419-521	508	483-616
			OVERALL DIMENSIONS			SEAT DIMENSIONS			BACK DIMENSIONS																																						
			W	D	H	W	D	H	W	H																																					
			IN 26	23.5	39	21	18	16.5-20.5	20	19-24.25																																					
MM 660	597	991	533	457	419-521	508	483-616																																								
<p>RTA 2  1 per carton</p>																																															
 <p><b>MB Task</b> COM: 1.75 YD   1.6 M Unit weight: 40 LB   18.2 KG Carton weight: 49 LB   22.23 KG Carton volume: 9.25 FT³   0.26 MT³</p>	 <p><b>ADJUSTMENTS</b> (2) Pneumatic seat height (8) Manual seat depth Fixed back</p>	<p>Ergonomic features: C, E, H, M, N, Q, U</p>	<table border="1"> <tr> <th colspan="3">OVERALL DIMENSIONS</th> <th colspan="3">SEAT DIMENSIONS</th> <th colspan="3">BACK DIMENSIONS</th> </tr> <tr> <th>W</th><th>D</th><th>H</th> <th>W</th><th>D</th><th>H</th> <th>W</th><th>H</th> </tr> <tr> <td>IN 26</td><td>23.5</td><td>38</td> <td>21</td><td>17-18</td><td>16-21</td> <td>20</td><td>19</td> </tr> <tr> <td>MM 660</td><td>597</td><td>965</td> <td>533</td><td>432-457</td><td>406-533</td> <td>508</td><td>483</td> </tr> </table>												OVERALL DIMENSIONS			SEAT DIMENSIONS			BACK DIMENSIONS			W	D	H	W	D	H	W	H	IN 26	23.5	38	21	17-18	16-21	20	19	MM 660	597	965	533	432-457	406-533	508	483
			OVERALL DIMENSIONS			SEAT DIMENSIONS			BACK DIMENSIONS																																						
			W	D	H	W	D	H	W	H																																					
			IN 26	23.5	38	21	17-18	16-21	20	19																																					
MM 660	597	965	533	432-457	406-533	508	483																																								
<p>RTA 2  1 per carton</p>																																															
 <p><b>MB Weight Sensing Synchro-Tilter</b> COM: 1.75 YD   1.6 M Unit weight: 47 LB   21.4 KG Carton weight: 57 LB   25.85 KG Carton volume: 9.25 FT³   0.26 MT³</p>	 <p><b>ADJUSTMENTS</b> Automatic tilt tension (2) Pneumatic seat height Back/lumbar height (8) Sliding seat depth (9) Multi position tilt lock</p>	<p>Ergonomic features: A, B, C, D, E, H, L, M, N, Q, U</p>	<table border="1"> <tr> <th colspan="3">OVERALL DIMENSIONS</th> <th colspan="3">SEAT DIMENSIONS</th> <th colspan="3">BACK DIMENSIONS</th> </tr> <tr> <th>W</th><th>D</th><th>H</th> <th>W</th><th>D</th><th>H</th> <th>W</th><th>H</th> </tr> <tr> <td>IN 26</td><td>23.5</td><td>41</td> <td>21</td><td>18-21</td><td>16.25-21.25</td> <td>20</td><td>20-25.25</td> </tr> <tr> <td>MM 660</td><td>597</td><td>1041</td> <td>533</td><td>457-533</td><td>413-540</td> <td>508</td><td>508-641</td> </tr> </table>												OVERALL DIMENSIONS			SEAT DIMENSIONS			BACK DIMENSIONS			W	D	H	W	D	H	W	H	IN 26	23.5	41	21	18-21	16.25-21.25	20	20-25.25	MM 660	597	1041	533	457-533	413-540	508	508-641
			OVERALL DIMENSIONS			SEAT DIMENSIONS			BACK DIMENSIONS																																						
			W	D	H	W	D	H	W	H																																					
			IN 26	23.5	41	21	18-21	16.25-21.25	20	20-25.25																																					
MM 660	597	1041	533	457-533	413-540	508	508-641																																								
<p>RTA 2  1 per carton</p>																																															
 <p><b>MB Operator Armless</b> COM: 1.75 YD   1.6 M Unit weight: 40 LB   18.2 KG Carton weight: 49 LB   22.23 KG Carton volume: 9.25 FT³   0.26 MT³</p>	 <p><b>ADJUSTMENTS</b> (2) Pneumatic seat height (3) Back angle (4) Seat angle (6) Back/lumbar height Free floating seat and back with lock</p>	<p>Ergonomic features: C, D, F, G, M, N, Q, S, U</p>	<table border="1"> <tr> <th colspan="3">OVERALL DIMENSIONS</th> <th colspan="3">SEAT DIMENSIONS</th> <th colspan="3">BACK DIMENSIONS</th> </tr> <tr> <th>W</th><th>D</th><th>H</th> <th>W</th><th>D</th><th>H</th> <th>W</th><th>H</th> </tr> <tr> <td>IN 21</td><td>23.5</td><td>39</td> <td>21</td><td>18</td><td>16.5-20.5</td> <td>20</td><td>19-24.25</td> </tr> <tr> <td>MM 533</td><td>597</td><td>991</td> <td>533</td><td>457</td><td>419-521</td> <td>508</td><td>483-616</td> </tr> </table>												OVERALL DIMENSIONS			SEAT DIMENSIONS			BACK DIMENSIONS			W	D	H	W	D	H	W	H	IN 21	23.5	39	21	18	16.5-20.5	20	19-24.25	MM 533	597	991	533	457	419-521	508	483-616
			OVERALL DIMENSIONS			SEAT DIMENSIONS			BACK DIMENSIONS																																						
			W	D	H	W	D	H	W	H																																					
			IN 21	23.5	39	21	18	16.5-20.5	20	19-24.25																																					
MM 533	597	991	533	457	419-521	508	483-616																																								
<p>RTA 2  1 per carton</p>																																															

DESCRIPTION	FEATURES	MODEL #	STANDARD TEXTILE GRADES																																						
			1	2	3	4	5	6	7	8	9	10	11	12																											
 <p><b>MB Task Armless</b> COM: 1.75 YD   1.6 M Unit weight: 35 LB   15.9 KG Carton weight: 44 LB   19.96 KG Carton volume: 9.25 FT³   0.26 MT³</p>	 <p><b>ADJUSTMENTS</b> (2) Pneumatic seat height (8) Manual seat depth Fixed back</p>	<p>Ergonomic features: C, E, H, M, N, Q, U</p>	<table border="1"> <tr> <td><b>1172-6</b></td> <td>518</td> <td>574</td> <td>621</td> <td>676</td> <td>765</td> <td>847</td> <td>929</td> <td>1001</td> <td>1090</td> <td>1174</td> <td>1288</td> <td>1449</td> </tr> </table>												<b>1172-6</b>	518	574	621	676	765	847	929	1001	1090	1174	1288	1449														
			<b>1172-6</b>	518	574	621	676	765	847	929	1001	1090	1174	1288	1449																										
			<table border="1"> <tr> <th colspan="3">OVERALL DIMENSIONS</th> <th colspan="3">SEAT DIMENSIONS</th> <th colspan="3">BACK DIMENSIONS</th> </tr> <tr> <th>W</th> <th>D</th> <th>H</th> <th>W</th> <th>D</th> <th>H</th> <th>W</th> <th>H</th> </tr> <tr> <td>IN 21</td> <td>23.5</td> <td>38</td> <td>21</td> <td>17-18</td> <td>16-21</td> <td>20</td> <td>19</td> </tr> <tr> <td>MM 533</td> <td>597</td> <td>965</td> <td>533</td> <td>432-457</td> <td>406-533</td> <td>508</td> <td>483</td> </tr> </table>			OVERALL DIMENSIONS			SEAT DIMENSIONS			BACK DIMENSIONS			W	D	H	W	D	H	W	H	IN 21	23.5	38	21	17-18	16-21	20	19	MM 533	597	965	533	432-457	406-533	508	483	<p><b>RTA 2</b>  1 per carton</p>		
			OVERALL DIMENSIONS			SEAT DIMENSIONS			BACK DIMENSIONS																																
W	D	H	W	D	H	W	H																																		
IN 21	23.5	38	21	17-18	16-21	20	19																																		
MM 533	597	965	533	432-457	406-533	508	483																																		
 <p><b>Side Chair</b> COM: 1.75 YD   1.6 M Unit weight: 30 LB   13.6 KG Carton weight: 35 LB   15.88 KG Carton volume: 10 FT³   0.28 MT³</p>	<p>Cantilever sled base.</p> <p>Ergonomic features: M, N</p>	<table border="1"> <tr> <td><b>1174</b></td> <td>459</td> <td>515</td> <td>562</td> <td>617</td> <td>706</td> <td>788</td> <td>870</td> <td>942</td> <td>1031</td> <td>1115</td> <td>1229</td> <td>1390</td> </tr> </table>												<b>1174</b>	459	515	562	617	706	788	870	942	1031	1115	1229	1390															
		<b>1174</b>	459	515	562	617	706	788	870	942	1031	1115	1229	1390																											
		<table border="1"> <tr> <th colspan="3">OVERALL DIMENSIONS</th> <th colspan="3">SEAT DIMENSIONS</th> <th colspan="3">BACK DIMENSIONS</th> </tr> <tr> <th>W</th> <th>D</th> <th>H</th> <th>W</th> <th>D</th> <th>H</th> <th>W</th> <th>H</th> </tr> <tr> <td>IN 21</td> <td>24</td> <td>38</td> <td>21</td> <td>18</td> <td>18</td> <td>20</td> <td>20.5</td> </tr> <tr> <td>MM 533</td> <td>610</td> <td>965</td> <td>533</td> <td>457</td> <td>457</td> <td>508</td> <td>521</td> </tr> </table>			OVERALL DIMENSIONS			SEAT DIMENSIONS			BACK DIMENSIONS			W	D	H	W	D	H	W	H	IN 21	24	38	21	18	18	20	20.5	MM 533	610	965	533	457	457	508	521	<p><b>RTA 2</b>  1 per carton</p>			
		OVERALL DIMENSIONS			SEAT DIMENSIONS			BACK DIMENSIONS																																	
W	D	H	W	D	H	W	H																																		
IN 21	24	38	21	18	18	20	20.5																																		
MM 533	610	965	533	457	457	508	521																																		
 <p><b>Armchair</b> COM: 1.75 YD   1.6 M Unit weight: 35 LB   15.9 KG Carton weight: 42 LB   19.05 KG Carton volume: 13 FT³   0.36 MT³</p>	<p>Cantilever sled base.</p> <p>Ergonomic features: M, N</p>	<table border="1"> <tr> <td><b>1175</b></td> <td>586</td> <td>642</td> <td>689</td> <td>744</td> <td>833</td> <td>915</td> <td>997</td> <td>1069</td> <td>1158</td> <td>1242</td> <td>1356</td> <td>1517</td> </tr> </table>												<b>1175</b>	586	642	689	744	833	915	997	1069	1158	1242	1356	1517															
		<b>1175</b>	586	642	689	744	833	915	997	1069	1158	1242	1356	1517																											
		<table border="1"> <tr> <th colspan="3">OVERALL DIMENSIONS</th> <th colspan="3">SEAT DIMENSIONS</th> <th colspan="3">BACK DIMENSIONS</th> </tr> <tr> <th>W</th> <th>D</th> <th>H</th> <th>W</th> <th>D</th> <th>H</th> <th>W</th> <th>H</th> </tr> <tr> <td>IN 26.25</td> <td>24</td> <td>38</td> <td>21</td> <td>18</td> <td>18</td> <td>20</td> <td>20.5</td> </tr> <tr> <td>MM 667</td> <td>610</td> <td>965</td> <td>533</td> <td>457</td> <td>457</td> <td>508</td> <td>521</td> </tr> </table>			OVERALL DIMENSIONS			SEAT DIMENSIONS			BACK DIMENSIONS			W	D	H	W	D	H	W	H	IN 26.25	24	38	21	18	18	20	20.5	MM 667	610	965	533	457	457	508	521	<p><b>RTA 2</b>  1 per carton</p>			
		OVERALL DIMENSIONS			SEAT DIMENSIONS			BACK DIMENSIONS																																	
W	D	H	W	D	H	W	H																																		
IN 26.25	24	38	21	18	18	20	20.5																																		
MM 667	610	965	533	457	457	508	521																																		
 <p><b>Operator Stool Armless</b> COM: 1.75 YD   1.6 M Unit weight: 43 LB   19.5 KG Carton weight: 52 LB   23.59 KG Carton volume: 9.25 FT³   0.26 MT³</p>	 <p><b>ADJUSTMENTS</b> (2) Pneumatic seat height (3) Back angle (4) Seat angle (6) Back/lumbar height Free floating seat and back with lock</p>	<p>Ergonomic features: C, D, F, G, M, N, S, U</p>	<table border="1"> <tr> <td><b>1177-5</b></td> <td>958</td> <td>1014</td> <td>1061</td> <td>1116</td> <td>1205</td> <td>1287</td> <td>1369</td> <td>1441</td> <td>1530</td> <td>1614</td> <td>1728</td> <td>1889</td> </tr> </table>												<b>1177-5</b>	958	1014	1061	1116	1205	1287	1369	1441	1530	1614	1728	1889														
			<b>1177-5</b>	958	1014	1061	1116	1205	1287	1369	1441	1530	1614	1728	1889																										
			<table border="1"> <tr> <th colspan="3">OVERALL DIMENSIONS</th> <th colspan="3">SEAT DIMENSIONS</th> <th colspan="3">BACK DIMENSIONS</th> </tr> <tr> <th>W</th> <th>D</th> <th>H</th> <th>W</th> <th>D</th> <th>H</th> <th>W</th> <th>H</th> </tr> <tr> <td>IN 21</td> <td>23.5</td> <td>48</td> <td>21</td> <td>18</td> <td>23.5-33.5</td> <td>20</td> <td>19-24.25</td> </tr> <tr> <td>MM 533</td> <td>597</td> <td>1219</td> <td>533</td> <td>457</td> <td>597-851</td> <td>508</td> <td>483-616</td> </tr> </table>			OVERALL DIMENSIONS			SEAT DIMENSIONS			BACK DIMENSIONS			W	D	H	W	D	H	W	H	IN 21	23.5	48	21	18	23.5-33.5	20	19-24.25	MM 533	597	1219	533	457	597-851	508	483-616	<p><b>RTA 2</b>  1 per carton</p>		
			OVERALL DIMENSIONS			SEAT DIMENSIONS			BACK DIMENSIONS																																
W	D	H	W	D	H	W	H																																		
IN 21	23.5	48	21	18	23.5-33.5	20	19-24.25																																		
MM 533	597	1219	533	457	597-851	508	483-616																																		
 <p><b>Operator Stool w/Arms</b> COM: 1.75 YD   1.6 M Unit weight: 48 LB   21.8 KG Carton weight: 57 LB   25.85 KG Carton volume: 9.25 FT³   0.26 MT³</p>	 <p><b>ADJUSTMENTS</b> (2) Pneumatic seat height (3) Back angle (4) Seat angle (6) Back/lumbar height Free floating seat and back with lock</p>	<p>Ergonomic features: C, D, F, G, M, N, Q, S, U</p>	<table border="1"> <tr> <td><b>1178-5</b></td> <td>1077</td> <td>1133</td> <td>1180</td> <td>1235</td> <td>1324</td> <td>1406</td> <td>1488</td> <td>1560</td> <td>1649</td> <td>1733</td> <td>1847</td> <td>2008</td> </tr> </table>												<b>1178-5</b>	1077	1133	1180	1235	1324	1406	1488	1560	1649	1733	1847	2008														
			<b>1178-5</b>	1077	1133	1180	1235	1324	1406	1488	1560	1649	1733	1847	2008																										
			<table border="1"> <tr> <th colspan="3">OVERALL DIMENSIONS</th> <th colspan="3">SEAT DIMENSIONS</th> <th colspan="3">BACK DIMENSIONS</th> </tr> <tr> <th>W</th> <th>D</th> <th>H</th> <th>W</th> <th>D</th> <th>H</th> <th>W</th> <th>H</th> </tr> <tr> <td>IN 26</td> <td>23.5</td> <td>48</td> <td>21</td> <td>18</td> <td>23.5-33.5</td> <td>20</td> <td>19-24.25</td> </tr> <tr> <td>MM 660</td> <td>597</td> <td>1219</td> <td>533</td> <td>457</td> <td>597-851</td> <td>508</td> <td>483-616</td> </tr> </table>			OVERALL DIMENSIONS			SEAT DIMENSIONS			BACK DIMENSIONS			W	D	H	W	D	H	W	H	IN 26	23.5	48	21	18	23.5-33.5	20	19-24.25	MM 660	597	1219	533	457	597-851	508	483-616	<p><b>RTA 2</b>  1 per carton</p>		
			OVERALL DIMENSIONS			SEAT DIMENSIONS			BACK DIMENSIONS																																
W	D	H	W	D	H	W	H																																		
IN 26	23.5	48	21	18	23.5-33.5	20	19-24.25																																		
MM 660	597	1219	533	457	597-851	508	483-616																																		

DESCRIPTION	FEATURES	MODEL #	STANDARD TEXTILE GRADES																																												
			1	2	3	4	5	6	7	8	9	10	11	12																																	
 <p><b>HB Synchro Knee-Tilter w/Schukra Lumbar</b> COM: 2 YD   1.83 M Unit weight: 54 LB   24.5 KG Carton weight: 63 LB   28.58 KG Carton volume: 9.25 FT³   0.26 MT³</p>	 <p><b>ADJUSTMENTS</b> (1) Tilt tension (2) Pneumatic seat height Back angle Back/lumbar height (8) Sliding seat depth (9) Multi position tilt lock Synchro knee tilt action</p>	<p>Ergonomic features: A, B, C, D, E, G, H, J, L, M, N, Q, U, V</p>	<table border="1"> <tr> <th colspan="3">OVERALL DIMENSIONS</th> <th colspan="3">SEAT DIMENSIONS</th> <th colspan="3">BACK DIMENSIONS</th> </tr> <tr> <th>W</th><th>D</th><th>H</th> <th>W</th><th>D</th><th>H</th> <th>W</th><th>H</th> </tr> <tr> <td>IN 26</td><td>23.5</td><td>45.5</td> <td>21</td><td>18-20.5</td><td>16.5-20.5</td> <td>20</td><td>23-28.25</td> </tr> <tr> <td>MM 660</td><td>597</td><td>1156</td> <td>533</td><td>457-521</td><td>419-521</td> <td>508</td><td>584-718</td> </tr> </table>												OVERALL DIMENSIONS			SEAT DIMENSIONS			BACK DIMENSIONS			W	D	H	W	D	H	W	H	IN 26	23.5	45.5	21	18-20.5	16.5-20.5	20	23-28.25	MM 660	597	1156	533	457-521	419-521	508	584-718
			OVERALL DIMENSIONS			SEAT DIMENSIONS			BACK DIMENSIONS																																						
			W	D	H	W	D	H	W	H																																					
			IN 26	23.5	45.5	21	18-20.5	16.5-20.5	20	23-28.25																																					
MM 660	597	1156	533	457-521	419-521	508	584-718																																								
<p>RTA 2  1 per carton</p>																																															
 <p><b>HB Multi-Tilter w/Schukra Lumbar</b> COM: 2 YD   1.83 M Unit weight: 56 LB   25.5 KG Carton weight: 65 LB   29.48 KG Carton volume: 9.25 FT³   0.26 MT³</p>	 <p><b>ADJUSTMENTS</b> (1) Tilt tension (2) Pneumatic seat height (3) Back angle (4) Seat angle (8) Sliding seat depth (9) Infinite position tilt lock</p>	<p>Ergonomic features: A, B, C, D, E, F, G, H, M, N, Q, S, U, V</p>	<table border="1"> <tr> <th colspan="3">OVERALL DIMENSIONS</th> <th colspan="3">SEAT DIMENSIONS</th> <th colspan="3">BACK DIMENSIONS</th> </tr> <tr> <th>W</th><th>D</th><th>H</th> <th>W</th><th>D</th><th>H</th> <th>W</th><th>H</th> </tr> <tr> <td>IN 26</td><td>23.5</td><td>45</td> <td>21</td><td>18-21</td><td>16-20</td> <td>20</td><td>23-28.25</td> </tr> <tr> <td>MM 660</td><td>597</td><td>1143</td> <td>533</td><td>457-533</td><td>406-508</td> <td>508</td><td>584-718</td> </tr> </table>												OVERALL DIMENSIONS			SEAT DIMENSIONS			BACK DIMENSIONS			W	D	H	W	D	H	W	H	IN 26	23.5	45	21	18-21	16-20	20	23-28.25	MM 660	597	1143	533	457-533	406-508	508	584-718
			OVERALL DIMENSIONS			SEAT DIMENSIONS			BACK DIMENSIONS																																						
			W	D	H	W	D	H	W	H																																					
			IN 26	23.5	45	21	18-21	16-20	20	23-28.25																																					
MM 660	597	1143	533	457-533	406-508	508	584-718																																								
<p>RTA 2  1 per carton</p>																																															
 <p><b>MB Synchro Knee-Tilter w/Schukra Lumbar</b> COM: 1.75 YD   1.6 M Unit weight: 52 LB   23.6 KG Carton weight: 61 LB   27.67 KG Carton volume: 9.25 FT³   0.26 MT³</p>	 <p><b>ADJUSTMENTS</b> (1) Tilt tension (2) Pneumatic seat height Back angle Back/lumbar height (8) Sliding seat depth (9) Multi position tilt lock Synchro knee tilt action</p>	<p>Ergonomic features: A, B, C, D, G, H, J, L, M, N, Q, U, V</p>	<table border="1"> <tr> <th colspan="3">OVERALL DIMENSIONS</th> <th colspan="3">SEAT DIMENSIONS</th> <th colspan="3">BACK DIMENSIONS</th> </tr> <tr> <th>W</th><th>D</th><th>H</th> <th>W</th><th>D</th><th>H</th> <th>W</th><th>H</th> </tr> <tr> <td>IN 26</td><td>23.5</td><td>42.5</td> <td>21</td><td>18-20.5</td><td>16.5-20.5</td> <td>20</td><td>20-25.25</td> </tr> <tr> <td>MM 660</td><td>597</td><td>1080</td> <td>533</td><td>457-521</td><td>419-521</td> <td>508</td><td>508-641</td> </tr> </table>												OVERALL DIMENSIONS			SEAT DIMENSIONS			BACK DIMENSIONS			W	D	H	W	D	H	W	H	IN 26	23.5	42.5	21	18-20.5	16.5-20.5	20	20-25.25	MM 660	597	1080	533	457-521	419-521	508	508-641
			OVERALL DIMENSIONS			SEAT DIMENSIONS			BACK DIMENSIONS																																						
			W	D	H	W	D	H	W	H																																					
			IN 26	23.5	42.5	21	18-20.5	16.5-20.5	20	20-25.25																																					
MM 660	597	1080	533	457-521	419-521	508	508-641																																								
<p>RTA 2  1 per carton</p>																																															
 <p><b>MB Multi-Tilter w/Schukra Lumbar</b> COM: 1.75 YD   1.6 M Unit weight: 52 LB   23.6 KG Carton weight: 61 LB   27.67 KG Carton volume: 9.25 FT³   0.26 MT³</p>	 <p><b>ADJUSTMENTS</b> (1) Tilt tension (2) Pneumatic seat height (3) Back angle (4) Seat angle (8) Sliding seat depth (9) Infinite position tilt lock</p>	<p>Ergonomic features: A, B, C, D, E, F, G, H, M, N, Q, S, U, V</p>	<table border="1"> <tr> <th colspan="3">OVERALL DIMENSIONS</th> <th colspan="3">SEAT DIMENSIONS</th> <th colspan="3">BACK DIMENSIONS</th> </tr> <tr> <th>W</th><th>D</th><th>H</th> <th>W</th><th>D</th><th>H</th> <th>W</th><th>H</th> </tr> <tr> <td>IN 26</td><td>23.5</td><td>42</td> <td>21</td><td>18-21</td><td>16-20</td> <td>20</td><td>20-25.25</td> </tr> <tr> <td>MM 660</td><td>597</td><td>1067</td> <td>533</td><td>457-533</td><td>406-508</td> <td>508</td><td>508-641</td> </tr> </table>												OVERALL DIMENSIONS			SEAT DIMENSIONS			BACK DIMENSIONS			W	D	H	W	D	H	W	H	IN 26	23.5	42	21	18-21	16-20	20	20-25.25	MM 660	597	1067	533	457-533	406-508	508	508-641
			OVERALL DIMENSIONS			SEAT DIMENSIONS			BACK DIMENSIONS																																						
			W	D	H	W	D	H	W	H																																					
			IN 26	23.5	42	21	18-21	16-20	20	20-25.25																																					
MM 660	597	1067	533	457-533	406-508	508	508-641																																								
<p>RTA 2  1 per carton</p>																																															

GRANADA WITH SCHUKRA LUMBAR



model 3112 (3N)




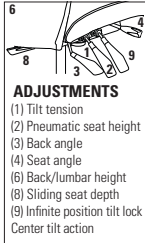


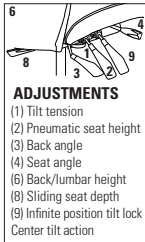

model 3117 (3N)

STANDARD FEATURES

- Models incorporate a vertical stitch detail in the backrest and a lumbar mechanism which can be adjusted to your desired support level.
- Lumbar height is manually adjustable between 6" and 10" above the seat.
- Side activated sliding seat depth adjustment (**MD**) is standard on multi-tilters.
- Standard with height adjustable T-arms with soft, durable curved (**3N**) self-skinned urethane (SSU) armcaps. Black only.
- Five prong, injection molded, fiberglass reinforced nylon base with dual wheel carpet casters (**C65**).
- Base and frame are available in Black only.
- Vari-Width (**WA**) width adjustable arm extensions are standard when chair is ordered with adjustable arms. Allows the arms to move away from the seat by 2" on each side to allow space if desired for broader hip widths.
- All models are shipped partially KD.
- Upholstery options: fabric or vinyl only. When upholstered in vinyl, models may feature stitch detail across the seat and/or back cushions and additional wrinkling may occur around seat perimeter and outside back will be attached with decorative screws.

OPTIONAL FEATURES

- Seat available in molded foam, please specify (**MLD**). No upcharge.
- For hard surface flooring casters, please specify (**C65R**). Add \$21.
- For additional arm/caster options, please refer to the Arm and Caster section (page 351). *Optional casters may be priced higher than the standard casters for your chair and the difference will be charged. Lower priced optional casters will not be credited.*

DESCRIPTION	FEATURES	MODEL #	STANDARD TEXTILE GRADES													
			1	2	3	4	5	6	7	8	9	10	11	12		
 <p><b>MB Multi-Tilter Plain Back</b>                      COM: 1.5 YD   1.37 M                      Unit weight: 50 LB   22.7 KG                      Carton weight: 59 LB   26.76 KG                      Carton volume: 9.25 FT³   0.26 MT³</p>	 <p><b>ADJUSTMENTS</b>                      (1) Tilt tension                      (2) Pneumatic seat height                      (3) Back angle                      (4) Seat angle                      (6) Back/lumbar height                      (8) Sliding seat depth                      (9) Infinite position tilt lock                      Center tilt action</p>	<b>3112</b>	1005	1053	1094	1140	1217	1287	1358	1419	1496	1568	1665	1803		
		<b>OVERALL DIMENSIONS</b>			<b>SEAT DIMENSIONS</b>			<b>BACK DIMENSIONS</b>								
		<b>W</b>	<b>D</b>	<b>H</b>	<b>W</b>	<b>D</b>	<b>H</b>	<b>W</b>	<b>H</b>							
		IN 26 MM 660	24.5 622	37.5 953	20.5 521	17-19.5 432-495	17-21 432-533	19 483	17-21 432-533							
			<b>RTA 2</b>	 1 per carton												
 <p><b>HB Multi-Tilter</b>                      COM: 1.75 YD   1.6 M                      Unit weight: 52 LB   23.6 KG                      Carton weight: 61 LB   27.67 KG                      Carton volume: 10.5 FT³   0.29 MT³</p>	 <p><b>ADJUSTMENTS</b>                      (1) Tilt tension                      (2) Pneumatic seat height                      (3) Back angle                      (4) Seat angle                      (6) Back/lumbar height                      (8) Sliding seat depth                      (9) Infinite position tilt lock                      Center tilt action</p>	<b>3117</b>	1049	1105	1152	1207	1296	1378	1460	1532	1621	1705	1819	1980		
		<b>OVERALL DIMENSIONS</b>			<b>SEAT DIMENSIONS</b>			<b>BACK DIMENSIONS</b>								
		<b>W</b>	<b>D</b>	<b>H</b>	<b>W</b>	<b>D</b>	<b>H</b>	<b>W</b>	<b>H</b>							
		IN 26 MM 660	24.5 622	43 1092	20.5 521	17-19.5 432-495	17-21 432-533	19 483	21.5-25.5 546-648							
			<b>RTA 2</b>	 1 per carton												



GRAPHIC



model 2739



model 2738MB




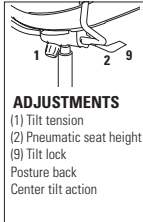


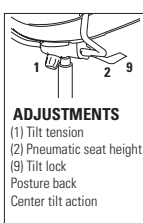


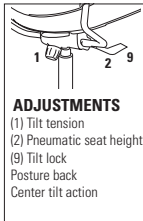


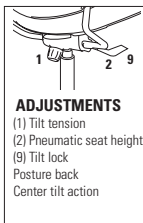

Optional TUN Base  
See right for details.


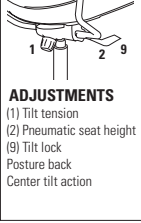


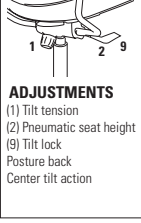


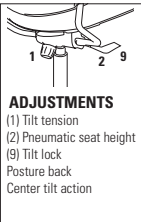


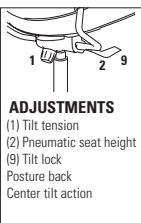


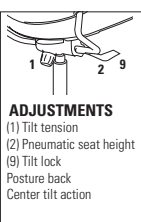

STANDARD FEATURES

- European detailing and a clean slim profile.
- Features a generous compound curved back and seat.
- The back comes in three distinctive back styles: deeply upholstered back, perforated nylon back and breathable Black mesh back.
- Posture back chairs with arms are standard with height adjustable, forward swept arms and sliding armcaps (G4).
- Vari-Width (WA) width adjustable arm extensions are standard when chair is ordered with adjustable arms. Allows the arms to move away from the seat by 2" on each side to allow space if desired for broader hip widths.
- Posture mechanism offers exceptional back support, two position tilt lock adjustment and tilt tension control.
- Five prong, injection molded, fiberglass reinforced nylon Black spider base with dual wheel carpet casters (C1).
- Upholstery options: fabric, vinyl or leather. Vinyl and leather models may feature stitch detail across the seat and/or back cushions, if applicable.

OPTIONAL FEATURES

- A steel base with Tungsten finish is available at an upcharge, please specify (TUN). Add \$96.
- For hard surface flooring casters, please specify (C9R). Add \$21.
- For additional arm/caster options, please refer to the Arm and Caster section (page 351). *Optional casters may be priced higher than the standard casters for your chair and the difference will be charged. Lower priced optional casters will not be credited.*

DESCRIPTION	FEATURES	MODEL #	STANDARD TEXTILE GRADES																																												
			1	2	3	4	5	6	7	8	9	10	11	12																																	
 <p><b>Medium Posture Nylon Back Armless</b> COM: 1 YD   0.91 M Unit weight: 29 LB   13.2 KG Carton weight: 34 LB   15.42 KG Carton volume: 10.75 FT<sup>3</sup>   0.3 MT<sup>3</sup></p>	 <p><b>ADJUSTMENTS</b> (1) Tilt tension (2) Pneumatic seat height (9) Tilt lock Posture back Center tilt action</p>	<p>Ergonomic features: A, C, G, M, N</p>	<table border="1"> <thead> <tr> <th colspan="3">OVERALL DIMENSIONS</th> <th colspan="3">SEAT DIMENSIONS</th> <th colspan="3">BACK DIMENSIONS</th> </tr> <tr> <th>W</th><th>D</th><th>H</th> <th>W</th><th>D</th><th>H</th> <th>W</th><th>H</th> </tr> </thead> <tbody> <tr> <td>IN 20</td><td>24</td><td>36</td> <td>20</td><td>19</td><td>16.5-20.5</td> <td>19</td><td>19</td> </tr> <tr> <td>MM 508</td><td>610</td><td>914</td> <td>508</td><td>483</td><td>419-521</td> <td>483</td><td>483</td> </tr> </tbody> </table>												OVERALL DIMENSIONS			SEAT DIMENSIONS			BACK DIMENSIONS			W	D	H	W	D	H	W	H	IN 20	24	36	20	19	16.5-20.5	19	19	MM 508	610	914	508	483	419-521	483	483
			OVERALL DIMENSIONS			SEAT DIMENSIONS			BACK DIMENSIONS																																						
			W	D	H	W	D	H	W	H																																					
			IN 20	24	36	20	19	16.5-20.5	19	19																																					
			MM 508	610	914	508	483	419-521	483	483																																					
<table border="1"> <thead> <tr> <th>1</th><th>2</th><th>3</th><th>4</th><th>5</th><th>6</th><th>7</th><th>8</th><th>9</th><th>10</th><th>11</th><th>12</th> </tr> </thead> <tbody> <tr> <td>2736</td><td>583</td><td>615</td><td>642</td><td>673</td><td>724</td><td>771</td><td>818</td><td>859</td><td>910</td><td>958</td><td>1023</td><td>1115</td> </tr> </tbody> </table>												1	2	3	4	5	6	7	8	9	10	11	12	2736	583	615	642	673	724	771	818	859	910	958	1023	1115											
1	2	3	4	5	6	7	8	9	10	11	12																																				
2736	583	615	642	673	724	771	818	859	910	958	1023	1115																																			
<p>RTA 1  1 per carton</p>																																															
 <p><b>Medium Posture Mesh Back Armless</b> COM: 1 YD   0.91 M Unit weight: 29 LB   13.2 KG Carton weight: 34 LB   15.42 KG Carton volume: 10.75 FT<sup>3</sup>   0.3 MT<sup>3</sup></p>	 <p><b>ADJUSTMENTS</b> (1) Tilt tension (2) Pneumatic seat height (9) Tilt lock Posture back Center tilt action</p>	<p>Ergonomic features: A, C, G, M, N</p>	<table border="1"> <thead> <tr> <th colspan="3">OVERALL DIMENSIONS</th> <th colspan="3">SEAT DIMENSIONS</th> <th colspan="3">BACK DIMENSIONS</th> </tr> <tr> <th>W</th><th>D</th><th>H</th> <th>W</th><th>D</th><th>H</th> <th>W</th><th>H</th> </tr> </thead> <tbody> <tr> <td>IN 20</td><td>24</td><td>36</td> <td>20</td><td>19</td><td>16.5-20.5</td> <td>19</td><td>19</td> </tr> <tr> <td>MM 508</td><td>610</td><td>914</td> <td>508</td><td>483</td><td>419-521</td> <td>483</td><td>483</td> </tr> </tbody> </table>												OVERALL DIMENSIONS			SEAT DIMENSIONS			BACK DIMENSIONS			W	D	H	W	D	H	W	H	IN 20	24	36	20	19	16.5-20.5	19	19	MM 508	610	914	508	483	419-521	483	483
			OVERALL DIMENSIONS			SEAT DIMENSIONS			BACK DIMENSIONS																																						
			W	D	H	W	D	H	W	H																																					
			IN 20	24	36	20	19	16.5-20.5	19	19																																					
			MM 508	610	914	508	483	419-521	483	483																																					
<table border="1"> <thead> <tr> <th>1</th><th>2</th><th>3</th><th>4</th><th>5</th><th>6</th><th>7</th><th>8</th><th>9</th><th>10</th><th>11</th><th>12</th> </tr> </thead> <tbody> <tr> <td>2736MB</td><td>684</td><td>716</td><td>743</td><td>774</td><td>825</td><td>872</td><td>919</td><td>960</td><td>1011</td><td>1059</td><td>1124</td><td>1216</td> </tr> </tbody> </table>												1	2	3	4	5	6	7	8	9	10	11	12	2736MB	684	716	743	774	825	872	919	960	1011	1059	1124	1216											
1	2	3	4	5	6	7	8	9	10	11	12																																				
2736MB	684	716	743	774	825	872	919	960	1011	1059	1124	1216																																			
<p>RTA 1  1 per carton</p>																																															
 <p><b>Medium Posture Back - Fully Upholstered Armless</b> COM: 1.25 YD   1.14 M Unit weight: 29 LB   13.2 KG Carton weight: 34 LB   15.42 KG Carton volume: 10.75 FT<sup>3</sup>   0.3 MT<sup>3</sup></p>	 <p><b>ADJUSTMENTS</b> (1) Tilt tension (2) Pneumatic seat height (9) Tilt lock Posture back Center tilt action</p>	<p>Ergonomic features: A, C, G, M, N</p>	<table border="1"> <thead> <tr> <th colspan="3">OVERALL DIMENSIONS</th> <th colspan="3">SEAT DIMENSIONS</th> <th colspan="3">BACK DIMENSIONS</th> </tr> <tr> <th>W</th><th>D</th><th>H</th> <th>W</th><th>D</th><th>H</th> <th>W</th><th>H</th> </tr> </thead> <tbody> <tr> <td>IN 20</td><td>24</td><td>36</td> <td>20</td><td>19</td><td>16.5-20.5</td> <td>19</td><td>19</td> </tr> <tr> <td>MM 508</td><td>610</td><td>914</td> <td>508</td><td>483</td><td>419-521</td> <td>483</td><td>483</td> </tr> </tbody> </table>												OVERALL DIMENSIONS			SEAT DIMENSIONS			BACK DIMENSIONS			W	D	H	W	D	H	W	H	IN 20	24	36	20	19	16.5-20.5	19	19	MM 508	610	914	508	483	419-521	483	483
			OVERALL DIMENSIONS			SEAT DIMENSIONS			BACK DIMENSIONS																																						
			W	D	H	W	D	H	W	H																																					
			IN 20	24	36	20	19	16.5-20.5	19	19																																					
			MM 508	610	914	508	483	419-521	483	483																																					
<table border="1"> <thead> <tr> <th>1</th><th>2</th><th>3</th><th>4</th><th>5</th><th>6</th><th>7</th><th>8</th><th>9</th><th>10</th><th>11</th><th>12</th> </tr> </thead> <tbody> <tr> <td>2737</td><td>651</td><td>691</td><td>725</td><td>764</td><td>827</td><td>886</td><td>945</td><td>996</td><td>1060</td><td>1120</td><td>1201</td><td>1316</td> </tr> </tbody> </table>												1	2	3	4	5	6	7	8	9	10	11	12	2737	651	691	725	764	827	886	945	996	1060	1120	1201	1316											
1	2	3	4	5	6	7	8	9	10	11	12																																				
2737	651	691	725	764	827	886	945	996	1060	1120	1201	1316																																			
<p>RTA 1  1 per carton</p>																																															
 <p><b>Medium Posture Nylon Back w/Arms</b> COM: 1 YD   0.91 M Unit weight: 39 LB   17.7 KG Carton weight: 45 LB   20.41 KG Carton volume: 10.75 FT<sup>3</sup>   0.3 MT<sup>3</sup></p>	 <p><b>ADJUSTMENTS</b> (1) Tilt tension (2) Pneumatic seat height (9) Tilt lock Posture back Center tilt action</p>	<p>Ergonomic features: A, C, G, H, M, N, Q</p>	<table border="1"> <thead> <tr> <th colspan="3">OVERALL DIMENSIONS</th> <th colspan="3">SEAT DIMENSIONS</th> <th colspan="3">BACK DIMENSIONS</th> </tr> <tr> <th>W</th><th>D</th><th>H</th> <th>W</th><th>D</th><th>H</th> <th>W</th><th>H</th> </tr> </thead> <tbody> <tr> <td>IN 25</td><td>24</td><td>36</td> <td>20</td><td>19</td><td>16.5-20.5</td> <td>19</td><td>19</td> </tr> <tr> <td>MM 635</td><td>610</td><td>914</td> <td>508</td><td>483</td><td>419-521</td> <td>483</td><td>483</td> </tr> </tbody> </table>												OVERALL DIMENSIONS			SEAT DIMENSIONS			BACK DIMENSIONS			W	D	H	W	D	H	W	H	IN 25	24	36	20	19	16.5-20.5	19	19	MM 635	610	914	508	483	419-521	483	483
			OVERALL DIMENSIONS			SEAT DIMENSIONS			BACK DIMENSIONS																																						
			W	D	H	W	D	H	W	H																																					
			IN 25	24	36	20	19	16.5-20.5	19	19																																					
			MM 635	610	914	508	483	419-521	483	483																																					
<table border="1"> <thead> <tr> <th>1</th><th>2</th><th>3</th><th>4</th><th>5</th><th>6</th><th>7</th><th>8</th><th>9</th><th>10</th><th>11</th><th>12</th> </tr> </thead> <tbody> <tr> <td>2738</td><td>677</td><td>709</td><td>736</td><td>767</td><td>818</td><td>865</td><td>912</td><td>953</td><td>1004</td><td>1052</td><td>1117</td><td>1209</td> </tr> </tbody> </table>												1	2	3	4	5	6	7	8	9	10	11	12	2738	677	709	736	767	818	865	912	953	1004	1052	1117	1209											
1	2	3	4	5	6	7	8	9	10	11	12																																				
2738	677	709	736	767	818	865	912	953	1004	1052	1117	1209																																			
<p>RTA 1  1 per carton</p>																																															

DESCRIPTION	FEATURES	MODEL #	STANDARD TEXTILE GRADES																																						
			1	2	3	4	5	6	7	8	9	10	11	12																											
 <p><b>Medium Posture Mesh Back w/Arms</b> COM: 1 YD   0.91 M Unit weight: 39 LB   17.7 KG Carton weight: 45 LB   20.41 KG Carton volume: 10.75 FT³   0.3 MT³</p>	 <p><b>ADJUSTMENTS</b> (1) Tilt tension (2) Pneumatic seat height (9) Tilt lock Posture back Center tilt action</p>	<p>Ergonomic features: A, C, G, H, M, N, Q</p>	<table border="1"> <tr> <td><b>2738MB</b></td> <td>775</td> <td>807</td> <td>834</td> <td>865</td> <td>916</td> <td>963</td> <td>1010</td> <td>1051</td> <td>1102</td> <td>1150</td> <td>1215</td> <td>1307</td> </tr> </table>												<b>2738MB</b>	775	807	834	865	916	963	1010	1051	1102	1150	1215	1307														
			<b>2738MB</b>	775	807	834	865	916	963	1010	1051	1102	1150	1215	1307																										
			<table border="1"> <tr> <th colspan="3">OVERALL DIMENSIONS</th> <th colspan="3">SEAT DIMENSIONS</th> <th colspan="3">BACK DIMENSIONS</th> </tr> <tr> <th>W</th> <th>D</th> <th>H</th> <th>W</th> <th>D</th> <th>H</th> <th>W</th> <th>H</th> </tr> <tr> <td>IN 25</td> <td>24</td> <td>36</td> <td>20</td> <td>19</td> <td>16.5-20.5</td> <td>19</td> <td>19</td> </tr> <tr> <td>MM 635</td> <td>610</td> <td>914</td> <td>508</td> <td>483</td> <td>419-521</td> <td>483</td> <td>483</td> </tr> </table>			OVERALL DIMENSIONS			SEAT DIMENSIONS			BACK DIMENSIONS			W	D	H	W	D	H	W	H	IN 25	24	36	20	19	16.5-20.5	19	19	MM 635	610	914	508	483	419-521	483	483	<p><b>RTA 1</b>  1 per carton</p>		
			OVERALL DIMENSIONS			SEAT DIMENSIONS			BACK DIMENSIONS																																
W	D	H	W	D	H	W	H																																		
IN 25	24	36	20	19	16.5-20.5	19	19																																		
MM 635	610	914	508	483	419-521	483	483																																		
 <p><b>Medium Posture Back - Fully Upholstered w/Arms</b> COM: 1.25 YD   1.14 M Unit weight: 39 LB   17.7 KG Carton weight: 45 LB   20.41 KG Carton volume: 10.75 FT³   0.3 MT³</p>	 <p><b>ADJUSTMENTS</b> (1) Tilt tension (2) Pneumatic seat height (9) Tilt lock Posture back Center tilt action</p>	<p>Ergonomic features: A, C, G, H, M, N, Q</p>	<table border="1"> <tr> <td><b>2739</b></td> <td>742</td> <td>782</td> <td>816</td> <td>855</td> <td>918</td> <td>977</td> <td>1036</td> <td>1087</td> <td>1151</td> <td>1211</td> <td>1292</td> <td>1407</td> </tr> </table>												<b>2739</b>	742	782	816	855	918	977	1036	1087	1151	1211	1292	1407														
			<b>2739</b>	742	782	816	855	918	977	1036	1087	1151	1211	1292	1407																										
			<table border="1"> <tr> <th colspan="3">OVERALL DIMENSIONS</th> <th colspan="3">SEAT DIMENSIONS</th> <th colspan="3">BACK DIMENSIONS</th> </tr> <tr> <th>W</th> <th>D</th> <th>H</th> <th>W</th> <th>D</th> <th>H</th> <th>W</th> <th>H</th> </tr> <tr> <td>IN 25</td> <td>24</td> <td>36</td> <td>20</td> <td>19</td> <td>16.5-20.5</td> <td>19</td> <td>19</td> </tr> <tr> <td>MM 635</td> <td>610</td> <td>914</td> <td>508</td> <td>483</td> <td>419-521</td> <td>483</td> <td>483</td> </tr> </table>			OVERALL DIMENSIONS			SEAT DIMENSIONS			BACK DIMENSIONS			W	D	H	W	D	H	W	H	IN 25	24	36	20	19	16.5-20.5	19	19	MM 635	610	914	508	483	419-521	483	483	<p><b>RTA 1</b>  1 per carton</p>		
			OVERALL DIMENSIONS			SEAT DIMENSIONS			BACK DIMENSIONS																																
W	D	H	W	D	H	W	H																																		
IN 25	24	36	20	19	16.5-20.5	19	19																																		
MM 635	610	914	508	483	419-521	483	483																																		
 <p><b>Medium Posture Stool Nylon Back w/Arms</b> COM: 1 YD   0.91 M Unit weight: 45 LB   20.5 KG Carton weight: 50 LB   22.68 KG Carton volume: 10.75 FT³   0.3 MT³</p>	 <p><b>ADJUSTMENTS</b> (1) Tilt tension (2) Pneumatic seat height (9) Tilt lock Posture back Center tilt action</p>	<p>Ergonomic features: A, C, G, H, M, N, Q</p>	<table border="1"> <tr> <td><b>2748</b></td> <td>903</td> <td>935</td> <td>962</td> <td>993</td> <td>1044</td> <td>1091</td> <td>1138</td> <td>1179</td> <td>1230</td> <td>1278</td> <td>1343</td> <td>1435</td> </tr> </table>												<b>2748</b>	903	935	962	993	1044	1091	1138	1179	1230	1278	1343	1435														
			<b>2748</b>	903	935	962	993	1044	1091	1138	1179	1230	1278	1343	1435																										
			<table border="1"> <tr> <th colspan="3">OVERALL DIMENSIONS</th> <th colspan="3">SEAT DIMENSIONS</th> <th colspan="3">BACK DIMENSIONS</th> </tr> <tr> <th>W</th> <th>D</th> <th>H</th> <th>W</th> <th>D</th> <th>H</th> <th>W</th> <th>H</th> </tr> <tr> <td>IN 25</td> <td>24</td> <td>46</td> <td>20</td> <td>19</td> <td>23-33</td> <td>19</td> <td>19</td> </tr> <tr> <td>MM 635</td> <td>610</td> <td>1168</td> <td>508</td> <td>483</td> <td>584-838</td> <td>483</td> <td>483</td> </tr> </table>			OVERALL DIMENSIONS			SEAT DIMENSIONS			BACK DIMENSIONS			W	D	H	W	D	H	W	H	IN 25	24	46	20	19	23-33	19	19	MM 635	610	1168	508	483	584-838	483	483	<p><b>RTA 1</b>  1 per carton</p>		
			OVERALL DIMENSIONS			SEAT DIMENSIONS			BACK DIMENSIONS																																
W	D	H	W	D	H	W	H																																		
IN 25	24	46	20	19	23-33	19	19																																		
MM 635	610	1168	508	483	584-838	483	483																																		
 <p><b>Medium Posture Stool Mesh Back w/Arms</b> COM: 1 YD   0.91 M Unit weight: 46 LB   20.9 KG Carton weight: 51 LB   23.13 KG Carton volume: 10.75 FT³   0.3 MT³</p>	 <p><b>ADJUSTMENTS</b> (1) Tilt tension (2) Pneumatic seat height (9) Tilt lock Posture back Center tilt action</p>	<p>Ergonomic features: A, C, G, H, M, N, Q</p>	<table border="1"> <tr> <td><b>2748MB</b></td> <td>1005</td> <td>1037</td> <td>1064</td> <td>1095</td> <td>1146</td> <td>1193</td> <td>1240</td> <td>1281</td> <td>1332</td> <td>1380</td> <td>1445</td> <td>1537</td> </tr> </table>												<b>2748MB</b>	1005	1037	1064	1095	1146	1193	1240	1281	1332	1380	1445	1537														
			<b>2748MB</b>	1005	1037	1064	1095	1146	1193	1240	1281	1332	1380	1445	1537																										
			<table border="1"> <tr> <th colspan="3">OVERALL DIMENSIONS</th> <th colspan="3">SEAT DIMENSIONS</th> <th colspan="3">BACK DIMENSIONS</th> </tr> <tr> <th>W</th> <th>D</th> <th>H</th> <th>W</th> <th>D</th> <th>H</th> <th>W</th> <th>H</th> </tr> <tr> <td>IN 25</td> <td>24</td> <td>46</td> <td>20</td> <td>19</td> <td>23-33</td> <td>19</td> <td>19</td> </tr> <tr> <td>MM 635</td> <td>610</td> <td>1168</td> <td>508</td> <td>483</td> <td>584-838</td> <td>483</td> <td>483</td> </tr> </table>			OVERALL DIMENSIONS			SEAT DIMENSIONS			BACK DIMENSIONS			W	D	H	W	D	H	W	H	IN 25	24	46	20	19	23-33	19	19	MM 635	610	1168	508	483	584-838	483	483	<p><b>RTA 1</b>  1 per carton</p>		
			OVERALL DIMENSIONS			SEAT DIMENSIONS			BACK DIMENSIONS																																
W	D	H	W	D	H	W	H																																		
IN 25	24	46	20	19	23-33	19	19																																		
MM 635	610	1168	508	483	584-838	483	483																																		
 <p><b>Medium Posture Stool - Fully Upholstered w/Arms</b> COM: 1.25 YD   1.14 M Unit weight: 47 LB   21.4 KG Carton weight: 52 LB   23.59 KG Carton volume: 10.75 FT³   0.3 MT³</p>	 <p><b>ADJUSTMENTS</b> (1) Tilt tension (2) Pneumatic seat height (9) Tilt lock Posture back Center tilt action</p>	<p>Ergonomic features: A, C, G, H, M, N, Q</p>	<table border="1"> <tr> <td><b>2749</b></td> <td>973</td> <td>1013</td> <td>1047</td> <td>1086</td> <td>1149</td> <td>1208</td> <td>1267</td> <td>1318</td> <td>1382</td> <td>1442</td> <td>1523</td> <td>1638</td> </tr> </table>												<b>2749</b>	973	1013	1047	1086	1149	1208	1267	1318	1382	1442	1523	1638														
			<b>2749</b>	973	1013	1047	1086	1149	1208	1267	1318	1382	1442	1523	1638																										
			<table border="1"> <tr> <th colspan="3">OVERALL DIMENSIONS</th> <th colspan="3">SEAT DIMENSIONS</th> <th colspan="3">BACK DIMENSIONS</th> </tr> <tr> <th>W</th> <th>D</th> <th>H</th> <th>W</th> <th>D</th> <th>H</th> <th>W</th> <th>H</th> </tr> <tr> <td>IN 25</td> <td>24</td> <td>46</td> <td>20</td> <td>19</td> <td>23-33</td> <td>19</td> <td>19</td> </tr> <tr> <td>MM 635</td> <td>610</td> <td>1168</td> <td>508</td> <td>483</td> <td>584-838</td> <td>483</td> <td>483</td> </tr> </table>			OVERALL DIMENSIONS			SEAT DIMENSIONS			BACK DIMENSIONS			W	D	H	W	D	H	W	H	IN 25	24	46	20	19	23-33	19	19	MM 635	610	1168	508	483	584-838	483	483	<p><b>RTA 1</b>  1 per carton</p>		
			OVERALL DIMENSIONS			SEAT DIMENSIONS			BACK DIMENSIONS																																
W	D	H	W	D	H	W	H																																		
IN 25	24	46	20	19	23-33	19	19																																		
MM 635	610	1168	508	483	584-838	483	483																																		

LOOVER



model 2660-8



model 2660-3



Optional Memory Foam  
See right for details.



model 2661-8




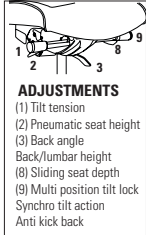


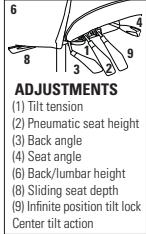

model 2662-3


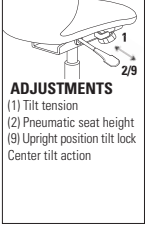


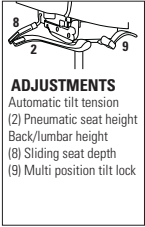


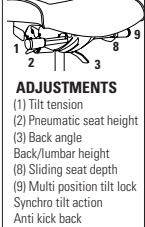


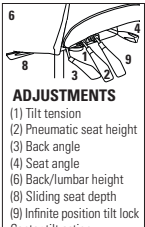


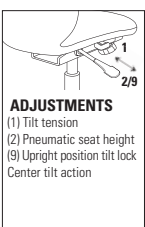

STANDARD FEATURES

- Global's first chair to feature a weight sensing synchro-tilter mechanism that requires no tilt tension adjustment.
- A live lumbar support is incorporated into the back design which is height adjustable via a concealed ratchet system, offering a 2.25" height adjustment.
- Standard with Global's high quality Soft Descent™ pneumatic lift which slowly and gently lowers the seat height of the chair making it easy to obtain the exact seat height you desire.
- Side activated sliding seat depth adjustment (**MD**) is standard on multi-tilters, synchro-tilters and weight sensing synchro-tilter.
- Standard with height and width adjustable (**G5**) arms with sliding and lockable armcaps. Armcaps also articulate inwards and outwards 30° to aim toward the keyboard or mouse area.
- Standard with soft, durable, self-skinned urethane (SSU) armcaps that are warm to the touch.
- Vari-Width (**WA**) width adjustable arm extensions are standard when chair is ordered with adjustable arms. Allows the arms to move away from the seat by 2" on each side to allow space if desired for broader hip widths.
- Five prong, injection molded, fiberglass reinforced, nylon medium rise base (**B7B**) with dual wheel carpet casters (**C1**).
- Upholstery options: fabric, vinyl or leather. Vinyl and leather models may feature stitch detail across the seat and/or back cushions, if applicable.
- Mesh backs are available in 24 brilliant Vue colors: Sandy Beach (VU10), Desert Sand (VU11), Orange Sunset (VU12), Chocolate Fountain (VU13), Arctic Blue (VU14), Quarry Grey (VU15), Tidal Wave (VU16), Ivy Moss (VU17), Red Rose (VU18), Coal Black (VU19), White (VU20), Lime (VU21), Chartreuse (VU23), Pool Blue (VU26), Sky (VU28), Primary Blue (VU32), Tangerine (VU34), Paprika (VU37), Grain (VU40), Yellow (VU43), Silver Grey (VU55), Silver (VU63), Hot Pink (VU65) and Red Mittens (VU70). Please specify.
- Petite seats have the same list prices as standard models.

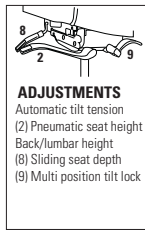
OPTIONAL FEATURES

- Seat available in memory foam, please specify (**MF**). Add \$106.
- Optional polished aluminum base (**B7A**), please specify (**ALU**). Add \$131.
- For hard surface flooring casters, please specify (**C9R**). Add \$21.
- For additional arm/caster options, please refer to the Arm and Caster section (page 351). *Optional casters may be priced higher than the standard casters for your chair and the difference will be charged. Lower priced optional casters will not be credited.*

DESCRIPTION	FEATURES	MODEL #	STANDARD TEXTILE GRADES											
			1	2	3	4	5	6	7	8	9	10	11	12
 <p><b>Extended HB Synchro-Tilter w/Back Angle Adj.</b> COM: 1 YD   0.91 M Unit weight: 56 LB   25.5 KG Carton weight: 68 LB   30.84 KG Carton volume: 11 FT<sup>3</sup>   0.31 MT<sup>3</sup></p>	 <p><b>ADJUSTMENTS</b> (1) Tilt tension (2) Pneumatic seat height (3) Back angle Back/lumbar height (8) Sliding seat depth (9) Multi position tilt lock Synchro tilt action Anti kick back</p>	<b>2660-0</b> 1009 1041 1068 1099 1150 1197 1244 1285 1336 1384 1449 1541 <b>2660P-0</b> Petite seat IN W20 D18-21 H16.25-20.25   MM W508 D457-533 H413-514	<b>OVERALL DIMENSIONS</b> W D H			<b>SEAT DIMENSIONS</b> W D H			<b>BACK DIMENSIONS</b> W H					
		IN 25.5 25 45.5 20 19-22 16.25-20.25 19.5 26.5-29 MM 648 635 1156 508 483-559 413-514 495 673-737	RTA 2  1 per carton											
 <p><b>Extended HB Multi-Tilter</b> COM: 1 YD   0.91 M Unit weight: 60 LB   27.3 KG Carton weight: 68 LB   30.84 KG Carton volume: 11 FT<sup>3</sup>   0.31 MT<sup>3</sup></p>	 <p><b>ADJUSTMENTS</b> (1) Tilt tension (2) Pneumatic seat height (3) Back angle (4) Seat angle (6) Back/lumbar height (8) Sliding seat depth (9) Infinite position tilt lock Center tilt action</p>	<b>2660-3</b> 1009 1041 1068 1099 1150 1197 1244 1285 1336 1384 1449 1541 <b>2660P-3</b> Petite seat IN W20 D18-21 H16-20   MM W508 D457-533 H406-508	<b>OVERALL DIMENSIONS</b> W D H			<b>SEAT DIMENSIONS</b> W D H			<b>BACK DIMENSIONS</b> W H					
		IN 25.5 25 45.5 20 19-22 16-20 19.5 26.5-29 MM 648 635 1156 508 483-559 406-508 495 673-737	RTA 2  1 per carton											

DESCRIPTION	FEATURES	MODEL #	STANDARD TEXTILE GRADES													
			1	2	3	4	5	6	7	8	9	10	11	12		
 <p><b>Extended HB Tilter</b> COM: 1 YD   0.91 M Unit weight: 54 LB   24.5 KG Carton weight: 62 LB   28.12 KG Carton volume: 11 FT<sup>3</sup>   0.31 MT<sup>3</sup></p>	 <p><b>ADJUSTMENTS</b> (1) Tilt tension (2) Pneumatic seat height (9) Upright position tilt lock Center tilt action</p>	<p>Ergonomic features: A, B, C, D, H, M, N, Q, R, S, U</p>	<p><b>2660-4</b> 917 949 976 1007 1058 1105 1152 1193 1244 1292 1357 1449  <b>2660P-4</b> Petite seat                      IN W20 D18-19 H16-21   MM W508 D457-483 H406-533</p>													
			<b>OVERALL DIMENSIONS</b>			<b>SEAT DIMENSIONS</b>			<b>BACK DIMENSIONS</b>							
			W	D	H	W	D	H	W	H						
			IN 25.5 MM 648	25 635	45.5 1156	20 508	19-20 483-508	16-21 406-533	19.5 495	26.5-29 673-737						
<p>RTA 2  1 per carton</p>																
 <p><b>Extended HB Weight Sensing Synchro-Tilter</b> COM: 1 YD   0.91 M Unit weight: 58 LB   26.4 KG Carton weight: 66 LB   29.94 KG Carton volume: 11 FT<sup>3</sup>   0.31 MT<sup>3</sup></p>	 <p><b>ADJUSTMENTS</b> Automatic tilt tension (2) Pneumatic seat height Back/lumbar height (8) Sliding seat depth (9) Multi position tilt lock</p>	<p>Ergonomic features: A, B, C, D, E, H, L, M, N, Q, R, U</p>	<p><b>2660-8</b> 1009 1041 1068 1099 1150 1197 1244 1285 1336 1384 1449 1541  <b>2660P-8</b> Petite seat                      IN W20 D18-21 H16-21   MM W508 D457-533 H406-533</p>													
			<b>OVERALL DIMENSIONS</b>			<b>SEAT DIMENSIONS</b>			<b>BACK DIMENSIONS</b>							
			W	D	H	W	D	H	W	H						
			IN 25.5 MM 648	25 635	45.5 1156	20 508	19-22 483-559	16-21 406-533	19.5 495	26.5-29 673-737						
<p>RTA 2  1 per carton</p>																
 <p><b>HB Synchro-Tilter w/Back Angle Adj.</b> COM: 1 YD   0.91 M Unit weight: 54 LB   24.5 KG Carton weight: 66 LB   29.94 KG Carton volume: 10.5 FT<sup>3</sup>   0.29 MT<sup>3</sup></p>	 <p><b>ADJUSTMENTS</b> (1) Tilt tension (2) Pneumatic seat height (3) Back angle Back/lumbar height (8) Sliding seat depth (9) Multi position tilt lock Synchro tilt action Anti kick back</p>	<p>Ergonomic features: A, B, C, D, E, G, H, L, M, N, Q, R, U</p>	<p><b>2661-0</b> 981 1013 1040 1071 1122 1169 1216 1257 1308 1356 1421 1513  <b>2661P-0</b> Petite seat                      IN W20 D18-21 H16.25-20.25   MM W508 D457-533 H413-514</p>													
			<b>OVERALL DIMENSIONS</b>			<b>SEAT DIMENSIONS</b>			<b>BACK DIMENSIONS</b>							
			W	D	H	W	D	H	W	H						
			IN 25.5 MM 648	24 610	42.5 1080	20 508	19-22 483-559	16.25-20.25 413-514	19.5 495	25-27.5 635-699						
<p>RTA 2  1 per carton</p>																
 <p><b>HB Multi-Tilter</b> COM: 1 YD   0.91 M Unit weight: 56 LB   25.5 KG Carton weight: 68 LB   30.84 KG Carton volume: 10.5 FT<sup>3</sup>   0.29 MT<sup>3</sup></p>	 <p><b>ADJUSTMENTS</b> (1) Tilt tension (2) Pneumatic seat height (3) Back angle (4) Seat angle (6) Back/lumbar height (8) Sliding seat depth (9) Infinite position tilt lock Center tilt action</p>	<p>Ergonomic features: A, B, C, D, E, F, G, H, M, N, Q, R, S, U</p>	<p><b>2661-3</b> 981 1013 1040 1071 1122 1169 1216 1257 1308 1356 1421 1513  <b>2661P-3</b> Petite seat                      IN W20 D18-21 H16-20   MM W508 D457-533 H406-508</p>													
			<b>OVERALL DIMENSIONS</b>			<b>SEAT DIMENSIONS</b>			<b>BACK DIMENSIONS</b>							
			W	D	H	W	D	H	W	H						
			IN 25.5 MM 648	25 635	42.5 1080	20 508	19-22 483-559	16-20 406-508	19.5 495	25-27.5 635-699						
<p>RTA 2  1 per carton</p>																
 <p><b>HB Tilter</b> COM: 1 YD   0.91 M Unit weight: 50 LB   22.7 KG Carton weight: 62 LB   28.12 KG Carton volume: 10.5 FT<sup>3</sup>   0.29 MT<sup>3</sup></p>	 <p><b>ADJUSTMENTS</b> (1) Tilt tension (2) Pneumatic seat height (9) Upright position tilt lock Center tilt action</p>	<p>Ergonomic features: A, B, C, D, H, M, N, Q, R, S, U</p>	<p><b>2661-4</b> 888 920 947 978 1029 1076 1123 1164 1215 1263 1328 1420  <b>2661P-4</b> Petite seat                      IN W20 D18-19 H16-21   MM W508 D457-483 H406-533</p>													
			<b>OVERALL DIMENSIONS</b>			<b>SEAT DIMENSIONS</b>			<b>BACK DIMENSIONS</b>							
			W	D	H	W	D	H	W	H						
			IN 25.5 MM 648	25 635	42.5 1080	20 508	19-20 483-508	16-21 406-533	19.5 495	25-27.5 635-699						
<p>RTA 2  1 per carton</p>																

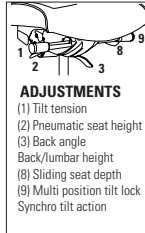
DESCRIPTION FEATURES MODEL # STANDARD TEXTILE GRADES



**HB Weight Sensing Synchro-Tilter**  
 COM: 1 YD | 0.91 M  
 Unit weight: 54 LB | 24.5 KG  
 Carton weight: 66 LB | 29.94 KG  
 Carton volume: 10.5 FT<sup>3</sup> | 0.3 MT<sup>3</sup>

Ergonomic features:  
 A, B, C, D, E, H, L, M, N, Q, R, U

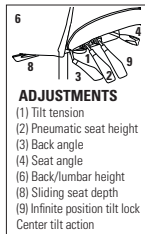
		1	2	3	4	5	6	7	8	9	10	11	12
<b>2661-8</b>		981	1013	1040	1071	1122	1169	1216	1257	1308	1356	1421	1513
<b>2661P-8</b> Petite seat		IN W20 D18-21 H16-21   MM W508 D457-533 H406-533											
OVERALL DIMENSIONS			SEAT DIMENSIONS			BACK DIMENSIONS							
W	D	H	W	D	H	W	H						
IN 25.5 MM 648	24 610	42.5 1080	20 508	19-22 483-559	16-21 406-533	19.5 495	25-27.5 635-699						
		<b>RTA 2</b>				1 per carton							



**MB Synchro-Tilter w/Back Angle Adj.**  
 COM: 1 YD | 0.91 M  
 Unit weight: 52 LB | 23.6 KG  
 Carton weight: 64 LB | 29.03 KG  
 Carton volume: 10.5 FT<sup>3</sup> | 0.29 MT<sup>3</sup>

Ergonomic features:  
 A, B, C, D, E, G, H, L, M, N, Q, R, U

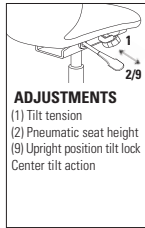
		1	2	3	4	5	6	7	8	9	10	11	12
<b>2662-0</b>		955	987	1014	1045	1096	1143	1190	1231	1282	1330	1395	1487
<b>2662P-0</b> Petite seat		IN W20 D18-21 H16.25-20.25   MM W508 D457-533 H413-514											
OVERALL DIMENSIONS			SEAT DIMENSIONS			BACK DIMENSIONS							
W	D	H	W	D	H	W	H						
IN 25.5 MM 648	24 610	39.5 1003	20 508	19-22 483-559	16.25-20.25 413-514	19.5 495	22-24.5 559-622						
		<b>RTA 2</b>				1 per carton							



**MB Multi-Tilter**  
 COM: 1 YD | 0.91 M  
 Unit weight: 54 LB | 24.5 KG  
 Carton weight: 66 LB | 29.94 KG  
 Carton volume: 10.5 FT<sup>3</sup> | 0.29 MT<sup>3</sup>

Ergonomic features:  
 A, B, C, D, E, F, G, H, M, N, Q, R, S, U

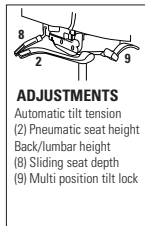
		1	2	3	4	5	6	7	8	9	10	11	12
<b>2662-3</b>		955	987	1014	1045	1096	1143	1190	1231	1282	1330	1395	1487
<b>2662P-3</b> Petite seat		IN W20 D18-21 H16-20   MM W508 D457-533 H406-508											
OVERALL DIMENSIONS			SEAT DIMENSIONS			BACK DIMENSIONS							
W	D	H	W	D	H	W	H						
IN 25.5 MM 648	25 635	39.5 1003	20 508	19-22 483-559	16-20 406-508	19.5 495	22-24.5 559-622						
		<b>RTA 2</b>				1 per carton							



**MB Tilter**  
 COM: 1 YD | 0.91 M  
 Unit weight: 48 LB | 21.8 KG  
 Carton weight: 60 LB | 27.22 KG  
 Carton volume: 10.5 FT<sup>3</sup> | 0.29 MT<sup>3</sup>

Ergonomic features:  
 A, B, C, D, H, M, N, Q, R, S, U


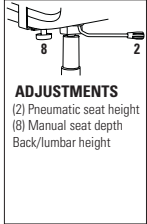


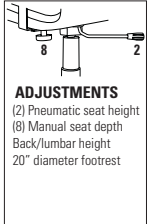


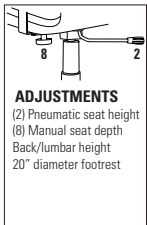


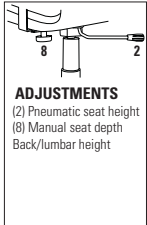

		1	2	3	4	5	6	7	8	9	10	11	12
<b>2662-4</b>		859	891	918	949	1000	1047	1094	1135	1186	1234	1299	1391
<b>2662P-4</b> Petite seat		IN W20 D18-19 H16-21   MM W508 D457-483 H406-533											
OVERALL DIMENSIONS			SEAT DIMENSIONS			BACK DIMENSIONS							
W	D	H	W	D	H	W	H						
IN 25.5 MM 648	25 635	39.5 1003	20 508	19-20 483-508	16-21 406-533	19.5 495	22-24.5 559-622						
		<b>RTA 2</b>				1 per carton							



**MB Weight Sensing Synchro-Tilter**  
 COM: 1 YD | 0.91 M  
 Unit weight: 52 LB | 23.6 KG  
 Carton weight: 64 LB | 29.03 KG  
 Carton volume: 10.5 FT<sup>3</sup> | 0.29 MT<sup>3</sup>

Ergonomic features:  
 A, B, C, D, E, H, L, M, N, Q, R, U

		1	2	3	4	5	6	7	8	9	10	11	12
<b>2662-8</b>		955	987	1014	1045	1096	1143	1190	1231	1282	1330	1395	1487
<b>2662P-8</b> Petite seat		IN W20 D18-21 H16-21   MM W508 D457-533 H406-533											
OVERALL DIMENSIONS			SEAT DIMENSIONS			BACK DIMENSIONS							
W	D	H	W	D	H	W	H						
IN 25.5 MM 648	24 610	39.5 1003	20 508	19-22 483-559	16-21 406-533	19.5 495	22-24.5 559-622						
		<b>RTA 2</b>				1 per carton							

DESCRIPTION	FEATURES	MODEL #	STANDARD TEXTILE GRADES																																																		
			1	2	3	4	5	6	7	8	9	10	11	12																																							
 <p><b>MB Task</b> COM: 1 YD   0.91 M Unit weight: 36 LB   16.4 KG Carton weight: 45 LB   20.41 KG Carton volume: 10.5 FT<sup>3</sup>   0.29 MT<sup>3</sup></p>	 <p><b>ADJUSTMENTS</b> (2) Pneumatic seat height (8) Manual seat depth Back/lumbar height</p>	<p>Ergonomic features: C, D, E, H, M, N, Q, R, U</p>	<table border="1"> <thead> <tr> <th>MODEL #</th><th>1</th><th>2</th><th>3</th><th>4</th><th>5</th><th>6</th><th>7</th><th>8</th><th>9</th><th>10</th><th>11</th><th>12</th></tr> </thead> <tbody> <tr> <td><b>2662-6</b></td><td>857</td><td>889</td><td>916</td><td>947</td><td>998</td><td>1045</td><td>1092</td><td>1133</td><td>1184</td><td>1232</td><td>1297</td><td>1389</td></tr> <tr> <td><b>2662P-6</b> Petite seat</td><td colspan="12">IN W20 D18-19 H16.5-21.5   MM W508 D457-483 H419-546</td></tr> </tbody> </table>												MODEL #	1	2	3	4	5	6	7	8	9	10	11	12	<b>2662-6</b>	857	889	916	947	998	1045	1092	1133	1184	1232	1297	1389	<b>2662P-6</b> Petite seat	IN W20 D18-19 H16.5-21.5   MM W508 D457-483 H419-546											
			MODEL #	1	2	3	4	5	6	7	8	9	10	11	12																																						
<b>2662-6</b>	857	889	916	947	998	1045	1092	1133	1184	1232	1297	1389																																									
<b>2662P-6</b> Petite seat	IN W20 D18-19 H16.5-21.5   MM W508 D457-483 H419-546																																																				
<p><b>OVERALL DIMENSIONS</b></p> <table border="1"> <thead> <tr> <th>W</th><th>D</th><th>H</th></tr> </thead> <tbody> <tr> <td>IN 25.5</td><td>25</td><td>39.5</td></tr> <tr> <td>MM 648</td><td>635</td><td>1003</td></tr> </tbody> </table>			W	D	H	IN 25.5	25	39.5	MM 648	635	1003	<p><b>SEAT DIMENSIONS</b></p> <table border="1"> <thead> <tr> <th>W</th><th>D</th><th>H</th></tr> </thead> <tbody> <tr> <td>20</td><td>19-20</td><td>16.5-21.5</td></tr> <tr> <td>508</td><td>483-508</td><td>419-546</td></tr> </tbody> </table>			W	D	H	20	19-20	16.5-21.5	508	483-508	419-546	<p><b>BACK DIMENSIONS</b></p> <table border="1"> <thead> <tr> <th>W</th><th>H</th></tr> </thead> <tbody> <tr> <td>19.5</td><td>21</td></tr> <tr> <td>495</td><td>533</td></tr> </tbody> </table>			W	H	19.5	21	495	533																					
W	D	H																																																			
IN 25.5	25	39.5																																																			
MM 648	635	1003																																																			
W	D	H																																																			
20	19-20	16.5-21.5																																																			
508	483-508	419-546																																																			
W	H																																																				
19.5	21																																																				
495	533																																																				
<p>RTA 2  1 per carton</p>																																																					
 <p><b>MB Height Adjustable Stool - Task</b> COM: 1 YD   0.91 M Unit weight: 41 LB   18.6 KG Carton weight: 50 LB   22.68 KG Carton volume: 10.5 FT<sup>3</sup>   0.29 MT<sup>3</sup></p>	 <p><b>ADJUSTMENTS</b> (2) Pneumatic seat height (8) Manual seat depth Back/lumbar height 20" diameter footrest</p>	<p>Ergonomic features: C, D, E, H, M, N, Q, R, U</p>	<table border="1"> <thead> <tr> <th>MODEL #</th><th>1</th><th>2</th><th>3</th><th>4</th><th>5</th><th>6</th><th>7</th><th>8</th><th>9</th><th>10</th><th>11</th><th>12</th></tr> </thead> <tbody> <tr> <td><b>2663-6</b></td><td>1130</td><td>1162</td><td>1189</td><td>1220</td><td>1271</td><td>1318</td><td>1365</td><td>1406</td><td>1457</td><td>1505</td><td>1570</td><td>1662</td></tr> <tr> <td><b>2663P-6</b> Petite seat</td><td colspan="12">IN W20 D18-19 H24-34   MM W508 D457-483 H610-864</td></tr> </tbody> </table>												MODEL #	1	2	3	4	5	6	7	8	9	10	11	12	<b>2663-6</b>	1130	1162	1189	1220	1271	1318	1365	1406	1457	1505	1570	1662	<b>2663P-6</b> Petite seat	IN W20 D18-19 H24-34   MM W508 D457-483 H610-864											
			MODEL #	1	2	3	4	5	6	7	8	9	10	11	12																																						
<b>2663-6</b>	1130	1162	1189	1220	1271	1318	1365	1406	1457	1505	1570	1662																																									
<b>2663P-6</b> Petite seat	IN W20 D18-19 H24-34   MM W508 D457-483 H610-864																																																				
<p><b>OVERALL DIMENSIONS</b></p> <table border="1"> <thead> <tr> <th>W</th><th>D</th><th>H</th></tr> </thead> <tbody> <tr> <td>IN 25.5</td><td>25</td><td>50</td></tr> <tr> <td>MM 648</td><td>635</td><td>1270</td></tr> </tbody> </table>			W	D	H	IN 25.5	25	50	MM 648	635	1270	<p><b>SEAT DIMENSIONS</b></p> <table border="1"> <thead> <tr> <th>W</th><th>D</th><th>H</th></tr> </thead> <tbody> <tr> <td>20</td><td>19-20</td><td>24-34</td></tr> <tr> <td>508</td><td>483-508</td><td>610-864</td></tr> </tbody> </table>			W	D	H	20	19-20	24-34	508	483-508	610-864	<p><b>BACK DIMENSIONS</b></p> <table border="1"> <thead> <tr> <th>W</th><th>H</th></tr> </thead> <tbody> <tr> <td>19.5</td><td>21</td></tr> <tr> <td>495</td><td>533</td></tr> </tbody> </table>			W	H	19.5	21	495	533																					
W	D	H																																																			
IN 25.5	25	50																																																			
MM 648	635	1270																																																			
W	D	H																																																			
20	19-20	24-34																																																			
508	483-508	610-864																																																			
W	H																																																				
19.5	21																																																				
495	533																																																				
<p>RTA 2  1 per carton</p>																																																					
 <p><b>MB Height Adjustable Stool - Task</b> COM: 1 YD   0.91 M Unit weight: 35 LB   15.9 KG Carton weight: 44 LB   19.96 KG Carton volume: 10.5 FT<sup>3</sup>   0.29 MT<sup>3</sup></p>	 <p><b>ADJUSTMENTS</b> (2) Pneumatic seat height (8) Manual seat depth Back/lumbar height 20" diameter footrest</p>	<p>Ergonomic features: C, D, E, M, N, U</p>	<table border="1"> <thead> <tr> <th>MODEL #</th><th>1</th><th>2</th><th>3</th><th>4</th><th>5</th><th>6</th><th>7</th><th>8</th><th>9</th><th>10</th><th>11</th><th>12</th></tr> </thead> <tbody> <tr> <td><b>2664-6</b></td><td>990</td><td>1022</td><td>1049</td><td>1080</td><td>1131</td><td>1178</td><td>1225</td><td>1266</td><td>1317</td><td>1365</td><td>1430</td><td>1522</td></tr> <tr> <td><b>2664P-6</b> Petite seat</td><td colspan="12">IN W20 D18-19 H24-34   MM W508 D457-483 H610-864</td></tr> </tbody> </table>												MODEL #	1	2	3	4	5	6	7	8	9	10	11	12	<b>2664-6</b>	990	1022	1049	1080	1131	1178	1225	1266	1317	1365	1430	1522	<b>2664P-6</b> Petite seat	IN W20 D18-19 H24-34   MM W508 D457-483 H610-864											
			MODEL #	1	2	3	4	5	6	7	8	9	10	11	12																																						
<b>2664-6</b>	990	1022	1049	1080	1131	1178	1225	1266	1317	1365	1430	1522																																									
<b>2664P-6</b> Petite seat	IN W20 D18-19 H24-34   MM W508 D457-483 H610-864																																																				
<p><b>OVERALL DIMENSIONS</b></p> <table border="1"> <thead> <tr> <th>W</th><th>D</th><th>H</th></tr> </thead> <tbody> <tr> <td>IN 20</td><td>25</td><td>50</td></tr> <tr> <td>MM 508</td><td>635</td><td>1270</td></tr> </tbody> </table>			W	D	H	IN 20	25	50	MM 508	635	1270	<p><b>SEAT DIMENSIONS</b></p> <table border="1"> <thead> <tr> <th>W</th><th>D</th><th>H</th></tr> </thead> <tbody> <tr> <td>20</td><td>19-20</td><td>24-34</td></tr> <tr> <td>508</td><td>483-508</td><td>610-864</td></tr> </tbody> </table>			W	D	H	20	19-20	24-34	508	483-508	610-864	<p><b>BACK DIMENSIONS</b></p> <table border="1"> <thead> <tr> <th>W</th><th>H</th></tr> </thead> <tbody> <tr> <td>19.5</td><td>21</td></tr> <tr> <td>495</td><td>533</td></tr> </tbody> </table>			W	H	19.5	21	495	533																					
W	D	H																																																			
IN 20	25	50																																																			
MM 508	635	1270																																																			
W	D	H																																																			
20	19-20	24-34																																																			
508	483-508	610-864																																																			
W	H																																																				
19.5	21																																																				
495	533																																																				
<p>RTA 2  1 per carton</p>																																																					
 <p><b>MB Task</b> COM: 1 YD   0.91 M Unit weight: 30 LB   13.6 KG Carton weight: 39 LB   17.69 KG Carton volume: 10.5 FT<sup>3</sup>   0.29 MT<sup>3</sup></p>	 <p><b>ADJUSTMENTS</b> (2) Pneumatic seat height (8) Manual seat depth Back/lumbar height</p>	<p>Ergonomic features: C, D, E, M, N, U</p>	<table border="1"> <thead> <tr> <th>MODEL #</th><th>1</th><th>2</th><th>3</th><th>4</th><th>5</th><th>6</th><th>7</th><th>8</th><th>9</th><th>10</th><th>11</th><th>12</th></tr> </thead> <tbody> <tr> <td><b>2665-6</b></td><td>717</td><td>749</td><td>776</td><td>807</td><td>858</td><td>905</td><td>952</td><td>993</td><td>1044</td><td>1092</td><td>1157</td><td>1249</td></tr> <tr> <td><b>2665P-6</b> Petite seat</td><td colspan="12">IN W20 D18-19 H16.5-21.5   MM W508 D457-483 H419-546</td></tr> </tbody> </table>												MODEL #	1	2	3	4	5	6	7	8	9	10	11	12	<b>2665-6</b>	717	749	776	807	858	905	952	993	1044	1092	1157	1249	<b>2665P-6</b> Petite seat	IN W20 D18-19 H16.5-21.5   MM W508 D457-483 H419-546											
			MODEL #	1	2	3	4	5	6	7	8	9	10	11	12																																						
<b>2665-6</b>	717	749	776	807	858	905	952	993	1044	1092	1157	1249																																									
<b>2665P-6</b> Petite seat	IN W20 D18-19 H16.5-21.5   MM W508 D457-483 H419-546																																																				
<p><b>OVERALL DIMENSIONS</b></p> <table border="1"> <thead> <tr> <th>W</th><th>D</th><th>H</th></tr> </thead> <tbody> <tr> <td>IN 20</td><td>25</td><td>39.5</td></tr> <tr> <td>MM 508</td><td>635</td><td>1003</td></tr> </tbody> </table>			W	D	H	IN 20	25	39.5	MM 508	635	1003	<p><b>SEAT DIMENSIONS</b></p> <table border="1"> <thead> <tr> <th>W</th><th>D</th><th>H</th></tr> </thead> <tbody> <tr> <td>20</td><td>19-20</td><td>16.5-21.5</td></tr> <tr> <td>508</td><td>483-508</td><td>419-546</td></tr> </tbody> </table>			W	D	H	20	19-20	16.5-21.5	508	483-508	419-546	<p><b>BACK DIMENSIONS</b></p> <table border="1"> <thead> <tr> <th>W</th><th>H</th></tr> </thead> <tbody> <tr> <td>19.5</td><td>21</td></tr> <tr> <td>495</td><td>533</td></tr> </tbody> </table>			W	H	19.5	21	495	533																					
W	D	H																																																			
IN 20	25	39.5																																																			
MM 508	635	1003																																																			
W	D	H																																																			
20	19-20	16.5-21.5																																																			
508	483-508	419-546																																																			
W	H																																																				
19.5	21																																																				
495	533																																																				
<p>RTA 2  1 per carton</p>																																																					



LURAY



Optional wood armcap

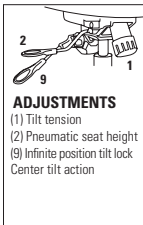
model 6461-2 w/wood armcaps



model 6460-2 w/SSU armcaps

MECHANISM OPTIONS:

Tilter mechanism (-4)



ADJUSTMENTS

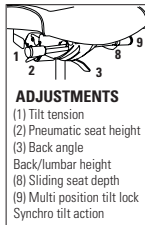
- (1) Tilt tension
- (2) Pneumatic seat height
- (3) Back angle
- (8) Sliding seat depth
- (9) Infinite position tilt lock
- Center tilt action

Ergonomic features:

A, B, C, M, N, S, U

ergonomic feature U - not applicable on pedestal base models

Knee-tilter mechanism (-2)



ADJUSTMENTS

- (1) Tilt tension
- (2) Pneumatic seat height
- (3) Back angle
- Back/lumbar height
- (8) Sliding seat depth
- (9) Multi position tilt lock
- Synchro tilt action

Ergonomic features:

A, B, C, J, M, N, U

STANDARD FEATURES

- Luray is designed for boardrooms, meeting rooms and executive offices.
- Luray offers a choice of finishes to match any environment: from durable nylon components to sophisticated polished aluminum and elegant wood trim.
- Three back heights are available, featuring horizontal sewing details.
- Stitch detail on edges of seat and back is discrete, using matched thread as standard.
- Choice of two mechanisms; tilter and knee-tilter.
- Standard with Global's high quality Soft Descent™ pneumatic lift which slowly and gently lowers the seat height of the chair making it easy to obtain the exact seat height you desire.
- Pedestal base models provide fixed location seating for use in auditoriums, classrooms, jury boxes, public venues and more. The base must be mounted to the floor (mounting hardware not included). See Pedestal Base Installation Guide on website for details.
- Fixed loop arm design comes standard in Black fiberglass reinforced nylon with a self-skinned urethane (SSU) armcap; which is soft, durable and warm to the touch. The armcap overhangs the front and side of the arm so that chair to table contact is cushioned by the pliable edge.
- Five prong, injection molded, fiberglass reinforced nylon Black base with dual wheel carpet casters (C1).
- Upholstery options: fabric, vinyl or leather. Vinyl and leather models may feature stitch detail across the seat and/or back cushions, if applicable.

OPTIONAL FEATURES

- Upholstery is available with exaggerated top stitch detail (heavier thread). 14 coordinating or contrasting colors may be selected. Please specify.
- For additional caster options, please refer to the Arm and Caster section (page 351). *Optional casters may be priced higher than the standard casters for your chair and the difference will be charged. Lower priced optional casters will not be credited.*
- Pedestal base models have Black bases with 2" height adjustable cylinders, please specify:
  - (SH) Swivel, auto return to max height. No upcharge.
  - (SN) Non-swivel, auto return to max height. Add \$16.
  - (SC) Swivel, auto return to center and return to max height. Add \$26.

Please add option codes in the following order:






- **Model number**
  - 6460 Extended high back.
  - 6461 High back.
  - 6462 Medium back.
- **Textile**
  - Specify textile code.
- **Mechanism**
  - (4) Tilter mechanism. No upcharge.
  - (2) Knee-tilt mechanism. Add \$131.
- **Arms**
  - (SS) Black nylon arms w/SSU armcaps.
  - (AN) Aluminum arms w/SSU armcaps.
  - Aluminum arms with wood armcaps, specify finish from the following. Add \$197.
    - (AB) Absolute AAM
    - (B2) Black BKM
    - (AE) Cherry ACM
    - (EO) English Oak EOM
    - (EC) Espresso Cafe ECM
    - (HG) Gray HGM
    - (AH) Honey AHM
    - (TM) Mahogany TMM
    - (AV) Maple AVM
    - (MW) Medium Walnut MWM
    - (NT) Natural Walnut NLW
    - (AT) Night ASM
    - (BI) Noce Biondo NBM
    - (GI) Noce Grigio NGM
    - (EI) Noce Leggero NEM
    - (MI) Noce Medio NMM
    - (SK) Shaker Cherry SKM
    - (TF) Fruitwood TFM
    - (W4) Walnut TWM
    - (WR) WC Cream WTM
    - (WH) White WHM
    - (WC) Winter Cherry WCM (colors shown on website)
- **Base**
  - (B7) Black nylon B7B base.
  - (A7) Polished aluminum B7A base. Add \$131.
- **Casters**
  - (CX) Dual wheel carpet casters (C1).
  - (ID) Dual wheel hard floor casters (C9R). Add \$21.
- **Stitch detail**
  - (MS) Color matched stitching. Decorative top stitch. No upcharge.
 

(XP) Black	(XB) Beige
(XG) Copen	(XA) Graphite
(XK) Mahogany	(XJ) Natural
(XH) Navy #3	(XD) New Grey
(XF) Nickel	(XN) Off-white
(XL) Rubytone	(XI) Scarlett
(XC) Smoke	(XE) Taupe


 (colors shown on website)
- **Seat foam**
  - (SF) Standard foam.
  - (MF) Memory foam. Add \$106.

EXAMPLE LURAY ORDER CODE:

6460	-VWA50	-4	-AH	-A7	-CX	-MS	-SF
Model number	Textile	Mechanism	Arms	Base	Casters	Stitch detail	Seat foam

DESCRIPTION	FEATURES	MODEL #	STANDARD TEXTILE GRADES											
			1	2	3	4	5	6	7	8	9	10	11	12
 <p><b>Extended High Back</b> COM: 2.25 YD   2.06 M Unit weight: 38 LB   17.3 KG Carton weight: 46 LB   20.87 KG Carton volume: 14.75 FT³   0.41 MT³</p>	See series notes for mechanism options.	<b>6460</b>	1017	1089	1150	1220	1335	1440	1546	1638	1753	1861	2007	2214
			<b>OVERALL DIMENSIONS</b>			<b>SEAT DIMENSIONS</b>			<b>BACK DIMENSIONS</b>					
			<b>W</b>	<b>D</b>	<b>H</b>	<b>W</b>	<b>D</b>	<b>H</b>	<b>W</b>	<b>H</b>				
			IN 25	26.5	46	20	19	16.5-21.5	20	27.5				
			MM 635	673	1168	508	483	419-546	508	699				
		<b>RTA 1</b>	1 per carton											
 <p><b>Extended High Back Pedestal Base</b> COM: 2.25 YD   2.06 M Unit weight: 39 LB   17.7 KG Carton weight: 47 LB   21.32 KG Carton volume: 14.75 FT³   0.41 MT³</p>	See series notes for mechanism options.	<b>6460PB</b>	1226	1298	1359	1429	1543	1649	1755	1847	1962	2070	2216	2423
			<b>OVERALL DIMENSIONS</b>			<b>SEAT DIMENSIONS</b>			<b>BACK DIMENSIONS</b>					
			<b>W</b>	<b>D</b>	<b>H</b>	<b>W</b>	<b>D</b>	<b>H</b>	<b>W</b>	<b>H</b>				
			IN 25	26.5	44	20	19	17-19	20	27.5				
			MM 635	673	1118	508	483	432-483	508	699				
		<b>RTA 1</b>	1 per carton											
 <p><b>High Back</b> COM: 2 YD   1.83 M Unit weight: 36 LB   16.4 KG Carton weight: 44 LB   19.96 KG Carton volume: 13.75 FT³   0.38 MT³</p>	See series notes for mechanism options.	<b>6461</b>	984	1048	1102	1165	1266	1360	1454	1536	1638	1734	1864	2048
			<b>OVERALL DIMENSIONS</b>			<b>SEAT DIMENSIONS</b>			<b>BACK DIMENSIONS</b>					
			<b>W</b>	<b>D</b>	<b>H</b>	<b>W</b>	<b>D</b>	<b>H</b>	<b>W</b>	<b>H</b>				
			IN 25	26.5	42.5	20	19	16.5-21.5	20	24				
			MM 635	673	1080	508	483	419-546	508	610				
		<b>RTA 1</b>	1 per carton											
 <p><b>High Back Pedestal Base</b> COM: 2 YD   1.83 M Unit weight: 37 LB   16.8 KG Carton weight: 45 LB   20.41 KG Carton volume: 13.75 FT³   0.38 MT³</p>	See series notes for mechanism options.	<b>6461PB</b>	1193	1257	1311	1373	1475	1569	1663	1745	1847	1943	2073	2257
			<b>OVERALL DIMENSIONS</b>			<b>SEAT DIMENSIONS</b>			<b>BACK DIMENSIONS</b>					
			<b>W</b>	<b>D</b>	<b>H</b>	<b>W</b>	<b>D</b>	<b>H</b>	<b>W</b>	<b>H</b>				
			IN 25	26.5	41	20	19	17-19	20	24				
			MM 635	673	1041	508	483	432-483	508	610				
		<b>RTA 1</b>	1 per carton											
 <p><b>Medium Back</b> COM: 1.75 YD   1.6 M Unit weight: 34 LB   15.5 KG Carton weight: 40 LB   18.14 KG Carton volume: 13.75 FT³   0.38 MT³</p>	See series notes for mechanism options.	<b>6462</b>	952	1008	1055	1110	1199	1281	1363	1435	1524	1608	1722	1883
			<b>OVERALL DIMENSIONS</b>			<b>SEAT DIMENSIONS</b>			<b>BACK DIMENSIONS</b>					
			<b>W</b>	<b>D</b>	<b>H</b>	<b>W</b>	<b>D</b>	<b>H</b>	<b>W</b>	<b>H</b>				
			IN 25	26.5	39.5	20	19	16.5-21.5	20	21				
			MM 635	673	1003	508	483	419-546	508	533				
		<b>RTA 1</b>	1 per carton											



DESCRIPTION	FEATURES	MODEL #	STANDARD TEXTILE GRADES												
			1	2	3	4	5	6	7	8	9	10	11	12	
 <p><b>Medium Back Pedestal Base</b>                      COM: 1.75 YD   1.6 M                      Unit weight: 35 LB   15.9 KG                      Carton weight: 41 LB   18.6 KG                      Carton volume: 13.75 FT<sup>3</sup>   0.38 MT<sup>3</sup></p>	See series notes for mechanism options.	<b>6462PB</b>	1159	1215	1262	1317	1406	1488	1570	1642	1731	1815	1929	2090	
		OVERALL DIMENSIONS			SEAT DIMENSIONS			BACK DIMENSIONS							
		W	D	H	W	D	H	W	H						
		IN 25	26.5	37	20	19	17-19	20	21						
MM 635	673	940	508	483	432-483	508	533								
		<b>RTA 1</b>	1 per carton												

MALAGA



model 3140-3 (TD)



model 3140-3 (TD/PSB)



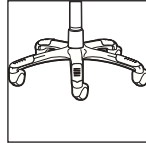
**Optional Memory Foam**  
See right for details.



model 3141-3



model 3141-3




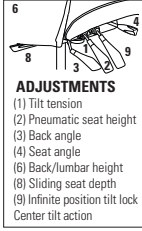


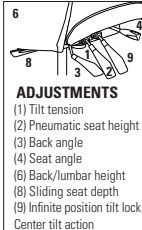

**Optional B2 Base**  
See right for details.

STANDARD FEATURES

- A contoured molded foam seat, built-in lumbar support and an upholstered outer back shell are standard on all models.
- Standard with adjustable height T-arms with teardrop shaped (TD) self-skinned urethane (SSU) armcaps.
- All models are standard with a five prong, injection molded, fiberglass reinforced nylon Black spider base with dual wheel carpet casters (C10).
- Base and frame are available in Black only.
- All models (except high back) are shipped partially KD.
- Vari-Width (WA) width adjustable arm extensions are standard when chair is ordered with adjustable arms. Allows the arms to move away from the seat by 2" on each side to allow space if desired for broader hip widths.
- Malaga heavy duty models can be found under the Heavy Duty section (page 336).
- Upholstery options: fabric only.

OPTIONAL FEATURES

- Available with an impact resistant polypropylene back shroud in Black only, please specify (PSB). No upcharge.
- Optional abrasion resistant outer back fabric (polyester) is available. Resistant to impact damage. Available in Black only. Please specify (BKB). Add \$9.
- Polished aluminum base with Black scuff tips, please specify (B2). Add \$131.
- For hard surface flooring casters, please specify (C10R). Add \$20.
- For additional arm/caster options, please refer to the Arm and Caster section (page 351). *Optional casters may be priced higher than the standard casters for your chair and the difference will be charged. Lower priced optional casters will not be credited.*

DESCRIPTION	FEATURES	MODEL #	STANDARD TEXTILE GRADES													
			1	2	3	4	5	6	7	8	9	10	11	12		
 <p><b>HB Multi-Tilter</b> COM: 1.75 YD   1.6 M Unit weight: 45 LB   20.5 KG Carton weight: 54 LB   24.49 KG Carton volume: 9.25 FT<sup>3</sup>   0.26 MT<sup>3</sup></p>	 <p><b>ADJUSTMENTS</b> (1) Tilt tension (2) Pneumatic seat height (3) Back angle (4) Seat angle (6) Back/lumbar height (8) Sliding seat depth (9) Infinite position tilt lock Center tilt action</p> <p>Ergonomic features: A, B, C, D, E, F, G, H, M, N, Q, S</p>	<b>3140-3</b>	1207	1263	1310	1365	1454	1536	1618	1690	1779	1863	1977	2138		
		<b>OVERALL DIMENSIONS</b>			<b>SEAT DIMENSIONS</b>			<b>BACK DIMENSIONS</b>								
		<b>W</b>	<b>D</b>	<b>H</b>	<b>W</b>	<b>D</b>	<b>H</b>	<b>W</b>	<b>H</b>							
		IN 26	25	41	20	18-21	16.5-21.5	18.5	22.5-25							
MM 660	635	1041	508	457-533	419-546	470	572-635									
		<b>RTA 2</b>		1 per carton												
 <p><b>LB Multi-Tilter</b> COM: 1.5 YD   1.37 M Unit weight: 43 LB   19.5 KG Carton weight: 52 LB   23.59 KG Carton volume: 9.25 FT<sup>3</sup>   0.26 MT<sup>3</sup></p>	 <p><b>ADJUSTMENTS</b> (1) Tilt tension (2) Pneumatic seat height (3) Back angle (4) Seat angle (6) Back/lumbar height (8) Sliding seat depth (9) Infinite position tilt lock Center tilt action</p> <p>Ergonomic features: A, B, C, D, E, F, G, H, M, N, Q, S, U</p>	<b>3141-3</b>	1144	1192	1233	1279	1356	1426	1497	1558	1635	1707	1804	1942		
		<b>OVERALL DIMENSIONS</b>			<b>SEAT DIMENSIONS</b>			<b>BACK DIMENSIONS</b>								
		<b>W</b>	<b>D</b>	<b>H</b>	<b>W</b>	<b>D</b>	<b>H</b>	<b>W</b>	<b>H</b>							
		IN 26	24	37	20	18-21	16.5-21.5	19.5	19-21.5							
MM 660	610	940	508	457-533	419-546	495	483-546									
		<b>RTA 2</b>		1 per carton												

NOETIC



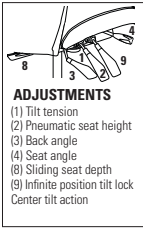
model 6074



model 6075  
(shown with 4D arms)

MECHANISM OPTIONS:

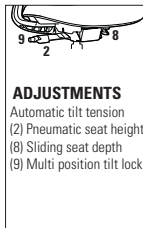
Multi-tilter mechanism



**ADJUSTMENTS**  
 (1) Tilt tension  
 (2) Pneumatic seat height  
 (3) Back angle  
 (4) Seat angle  
 (8) Sliding seat depth  
 (9) Infinite position tilt lock  
 Center tilt action

**Ergonomic features:**  
 A, B, C, E, F, G, M, N, S

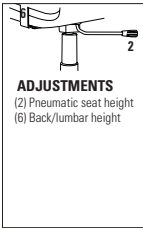
Weight sensing synchro-tilter mechanism



**ADJUSTMENTS**  
 Automatic tilt tension  
 (2) Pneumatic seat height  
 (8) Sliding seat depth  
 (9) Multi position tilt lock

**Ergonomic features:**  
 B, C, E, L, M, N

Task basic swivel mechanism



**ADJUSTMENTS**  
 (2) Pneumatic seat height  
 (6) Back/lumbar height

**Ergonomic features:**  
 C, M, N

STANDARD FEATURES

- Noetic is a thoughtfully designed ergonomic task chair that inspires each individual's best work.
- Task chairs are available with three mechanisms: task basic swivel, multi-tilter and weight-sensing synchro-tilter (height adjustable stools are available with task basic swivel mechanism only).
- Chairs are available in three frame colors: Black (**BLK**), Fog (**FOG**) or Shadow (**SHW**).
- Mesh back models are available in either Digital Mesh (6 colors) or Dimension Mesh (10 colors).
- Upholstered back models feature a unique combination of textile (inside back) and Dimension Mesh (exterior back). Dimension Mesh coordinates with the selected frame color (BLK frame - DBK mesh; FOG frame - DST mesh; SHW frame - DGM mesh).
- Task chairs with multi-tilter and weight sensing synchro-tilter mechanisms are standard with an adjustable depth, sliding seat.
- Arm and armless models are available. For arms, choose between color matched P-style fixed arms or height adjustable arms.
- Height adjustable arms are available with (2D) arms with depth sliding armcaps or (4D) arms with width, depth and rotating sliding armcaps.
- Black and Shadow frames receive color matching arms and armcaps. Fog frame height adjustable arms match the frame with Shadow armcap, height control button and accent trim.
- An adjustable lumbar support is available with an upcharge on mesh back models. Lumbar adjusts up/down (2.75", 70mm).
- All models are available with a color matching nylon five prong base or polished aluminum base.
- Carpet casters (C82) or hard surface flooring casters (C82R) coordinate with base finish. Black or Shadow bases have Black casters. Fog bases have Fog casters. Polished aluminum bases have Black casters.
- Active weight capacity for this series is 300 lbs.
- Upholstery options: fabric, vinyl or leather. Vinyl and leather models may feature stitch detail across the seat and/or back cushions, if applicable.

Please add option codes in the following order:

- Model number**  
specify model number
- Mesh finish** (mesh back models)  
**Digital Mesh**  
**(D50)** Digital Mesh Red  
**(D51)** Digital Mesh Blue  
**(D52)** Digital Mesh Navy  
**(D53)** Digital Mesh Shadow  
**(D54)** Digital Mesh Fog  
**(D55)** Digital Mesh Black  
**Dimension Mesh**  
**(DBE)** Dimension Mesh Berry  
**(DBK)** Dimension Mesh Black  
**(DCL)** Dimension Mesh Chalk  
**(DCH)** Dimension Mesh Charcoal  
**(DCT)** Dimension Mesh Citrus  
**(DCO)** Dimension Mesh Cobalt  
**(DST)** Dimension Mesh Fog  
**(DPB)** Dimension Mesh Pool Blue  
**(DSD)** Dimension Mesh Sand  
**(DGM)** Dimension Mesh Shadow
- Inside back textile** (upholstered back models)  
Specify textile code.
- Seat textile**  
Specify textile code.
- Frame finish**  
**(BLK)** Black  
**(FOG)** Fog. Add \$158 for models with arms. Add \$131 for armless models.  
**(SHW)** Shadow. Add \$158 for models with arms. Add \$131 for armless models.
- Lumbar support** (mesh back models)  
**(NAL)** no lumbar  
**(ADL)** adjustable lumbar. Add \$44.
- Arm type**  
**(FP)** P-style fixed arm. No upcharge.  
**(2D)** height adjustable (depth sliding armcap). No upcharge.  
**(4D)** height adjustable (width, depth and rotating sliding armcap). No upcharge.
- Base type**  
**(B7)** nylon base (color matches frame).  
**(A7)** polished aluminum base. Add \$131.
- Caster type**  
**(82)** C82 2.5" casters for carpeted surfaces.  
**(8R)** C82R 2.5" casters for most hard floor surfaces. Add \$21.
- Moisture barrier** (seat)  
**(NB)** no moisture barrier.  
**(MB)** moisture barrier. Add \$81.

EXAMPLE NOETIC ORDER CODE:

6074	DBK	FU75	BLK	ADL	2D	B7	82	NB
------	-----	------	-----	-----	----	----	----	----

Model number Mesh Finish Textile Frame Finish Lumbar Arm Type Base Type Caster Type Moisture Barrier

DESCRIPTION

FEATURES

MODEL #

STANDARD TEXTILE GRADES















**Mesh Back Chair, Multi-Tilter**  
 COM: 0.75 YD | 0.69 M  
 Unit weight: 49 LB | 22.3 KG  
 Carton weight: 60 LB | 27.22 KG  
 Carton volume: 10.5 FT<sup>3</sup> | 0.29 M<sup>3</sup>

	1	2	3	4	5	6	7	8	9	10	11	12
<b>6070</b>	1144	1168	1188	1212	1250	1285	1320	1351	1389	1425	1474	1543

	OVERALL DIMENSIONS			SEAT DIMENSIONS			BACK DIMENSIONS	
	W	D	H	W	D	H	W	H

IN	26	24	41.5	20	17.5-20	17.5-21.5	16	22
MM	660	610	1054	508	445-508	445-546	406	559

RTA 2 1 per carton

DESCRIPTION	FEATURES	MODEL #	STANDARD TEXTILE GRADES											
			1	2	3	4	5	6	7	8	9	10	11	12
 <p><b>Armless Mesh Back Chair, Multi-Tilter</b>                      COM: 0.75 YD   0.69 M                      Unit weight: 44 LB   20 KG                      Carton weight: 55 LB   24.95 KG                      Carton volume: 10.5 FT³   0.29 MT³</p>		6070NA	973	997	1017	1041	1079	1114	1149	1180	1218	1254	1303	1372
			OVERALL DIMENSIONS			SEAT DIMENSIONS			BACK DIMENSIONS					
			W	D	H	W	D	H	W	H				
			IN 20	24	41.5	20	17.5-20	17.5-21.5	16	22				
			MM 508	610	1054	508	445-508	445-546	406	559				
		RTA 2		1 per carton										
 <p><b>Upholstered Back Chair, Multi-Tilter</b>                      COM: 1.5 YD   1.37 M                      Unit weight: 49 LB   22.3 KG                      Carton weight: 60 LB   27.22 KG                      Carton volume: 10.5 FT³   0.29 MT³</p>		6071	1359	1407	1447	1495	1571	1641	1711	1773	1849	1921	2019	2157
			OVERALL DIMENSIONS			SEAT DIMENSIONS			BACK DIMENSIONS					
			W	D	H	W	D	H	W	H				
			IN 26	24	41.5	20	18.5-21	17.5-21.5	16	21				
			MM 660	610	1054	508	470-533	445-546	406	533				
		RTA 2		1 per carton										
 <p><b>Armless Upholstered Back Chair, Multi-Tilter</b>                      COM: 1.5 YD   1.37 M                      Unit weight: 45.5 LB   20.7 KG                      Carton weight: 55 LB   24.95 KG                      Carton volume: 10.5 FT³   0.29 MT³</p>		6071NA	1189	1237	1277	1325	1401	1471	1541	1603	1679	1751	1849	1987
			OVERALL DIMENSIONS			SEAT DIMENSIONS			BACK DIMENSIONS					
			W	D	H	W	D	H	W	H				
			IN 20	24	41.5	20	17-19.5	17.5-21	16	21				
			MM 508	610	1054	508	432-495	445-533	406	533				
		RTA 2		1 per carton										
 <p><b>Mesh Back Chair, Task Basic Swivel</b>                      COM: 0.75 YD   0.69 M                      Unit weight: 32.5 LB   14.8 KG                      Carton weight: 44 LB   19.96 KG                      Carton volume: 10.5 FT³   0.29 MT³</p>		6072	1025	1049	1069	1093	1131	1166	1201	1232	1270	1306	1355	1424
			OVERALL DIMENSIONS			SEAT DIMENSIONS			BACK DIMENSIONS					
			W	D	H	W	D	H	W	H				
			IN 26	24	41.25	20	17	16.25-20.25	16	21				
			MM 660	610	1048	508	432	413-514	406	533				
		RTA 2		1 per carton										
 <p><b>Armless Mesh Back Chair, Task Basic Swivel</b>                      COM: 0.75 YD   0.69 M                      Unit weight: 28.5 LB   13 KG                      Carton weight: 39.5 LB   17.92 KG                      Carton volume: 10.5 FT³   0.29 MT³</p>		6072NA	855	879	899	923	961	996	1031	1062	1100	1136	1185	1254
			OVERALL DIMENSIONS			SEAT DIMENSIONS			BACK DIMENSIONS					
			W	D	H	W	D	H	W	H				
			IN 20	24	41.25	20	17	16.25-20.25	16	21				
			MM 508	610	1048	508	432	413-514	406	533				
		RTA 2		1 per carton										
 <p><b>Upholstered Back Chair, Task Basic Swivel</b>                      COM: 1.5 YD   1.37 M                      Unit weight: 33.5 LB   15.2 KG                      Carton weight: 44 LB   19.96 KG                      Carton volume: 10.5 FT³   0.29 MT³</p>		6073	1240	1288	1328	1376	1452	1522	1592	1654	1730	1802	1900	2038
			OVERALL DIMENSIONS			SEAT DIMENSIONS			BACK DIMENSIONS					
			W	D	H	W	D	H	W	H				
			IN 26	24	41.25	20	17	16.25-20.25	16	21				
			MM 660	610	1048	508	432	413-514	406	533				
		RTA 2		1 per carton										

DESCRIPTION FEATURES MODEL # STANDARD TEXTILE GRADES



**Armless Upholstered Back Chair, Task Basic Swivel**  
 COM: 1.5 YD | 1.37 M  
 Unit weight: 28.5 LB | 13 KG  
 Carton weight: 39.5 LB | 17.92 KG  
 Carton volume: 10.5 FT³ | 0.29 MT³

	1	2	3	4	5	6	7	8	9	10	11	12
<b>6073NA</b>	1070	1118	1158	1206	1282	1352	1422	1484	1560	1632	1730	1868

OVERALL DIMENSIONS			SEAT DIMENSIONS			BACK DIMENSIONS		
W	D	H	W	D	H	W	H	

IN	20	24	41.25	20	17	16.25-20.25	16	21
MM	508	610	1048	508	432	413-514	406	533

**RTA 2** 1 per carton



**Mesh Back Chair, Weight Sensing Synchro-Tilter**  
 COM: 0.75 YD | 0.69 M  
 Unit weight: 43.5 LB | 19.8 KG  
 Carton weight: 45.5 LB | 20.64 KG  
 Carton volume: 10.5 FT³ | 0.29 MT³

	1	2	3	4	5	6	7	8	9	10	11	12
<b>6074</b>	1090	1114	1134	1158	1196	1231	1266	1297	1335	1371	1420	1489

OVERALL DIMENSIONS			SEAT DIMENSIONS			BACK DIMENSIONS		
W	D	H	W	D	H	W	H	

IN	26	24	40	20	17.5-20	17-21	16	21
MM	660	610	1016	508	445-508	432-533	406	533

**RTA 2** 1 per carton



**Armless Mesh Back Chair, Weight Sensing Synchro-Tilter**  
 COM: 0.75 YD | 0.69 M  
 Unit weight: 38 LB | 17.3 KG  
 Carton weight: 54 LB | 24.49 KG  
 Carton volume: 10.5 FT³ | 0.29 MT³

	1	2	3	4	5	6	7	8	9	10	11	12
<b>6074NA</b>	920	944	964	988	1026	1061	1096	1127	1165	1201	1250	1319

OVERALL DIMENSIONS			SEAT DIMENSIONS			BACK DIMENSIONS		
W	D	H	W	D	H	W	H	

IN	20	24	40	20	17.5-20	17-21	16	21
MM	508	610	1016	508	445-508	432-533	406	533

**RTA 2** 1 per carton



**Upholstered Back Chair, Weight Sensing Synchro-Tilter**  
 COM: 1.5 YD | 1.37 M  
 Unit weight: 43.5 LB | 19.8 KG  
 Carton weight: 44.5 LB | 20.18 KG  
 Carton volume: 10.5 FT³ | 0.29 MT³

	1	2	3	4	5	6	7	8	9	10	11	12
<b>6075</b>	1307	1355	1395	1443	1519	1589	1659	1721	1797	1869	1967	2105

OVERALL DIMENSIONS			SEAT DIMENSIONS			BACK DIMENSIONS		
W	D	H	W	D	H	W	H	

IN	26	24	40	20	17.5-20	17-21	16	21
MM	660	610	1016	508	445-508	432-533	406	533

**RTA 2** 1 per carton



**Armless Upholstered Back Chair, Weight Sensing Synchro-Tilter**  
 COM: 1.5 YD | 1.37 M  
 Unit weight: 39 LB | 17.7 KG  
 Carton weight: 54 LB | 24.49 KG  
 Carton volume: 10.5 FT³ | 0.29 MT³

	1	2	3	4	5	6	7	8	9	10	11	12
<b>6075NA</b>	1135	1183	1223	1271	1347	1417	1487	1549	1625	1697	1795	1933

OVERALL DIMENSIONS			SEAT DIMENSIONS			BACK DIMENSIONS		
W	D	H	W	D	H	W	H	

IN	20	24	40	20	17.5-20	17-21	16	21
MM	508	610	1016	508	445-508	432-533	406	533

**RTA 2** 1 per carton









**Mesh Back Chair, Height Adjustable Stool**  
 COM: 0.75 YD | 0.69 M  
 Unit weight: 38 LB | 17.3 KG  
 Carton weight: 49 LB | 22.23 KG  
 Carton volume: 10.5 FT³ | 0.29 MT³

	1	2	3	4	5	6	7	8	9	10	11	12
<b>6076</b>	1240	1264	1284	1308	1346	1381	1416	1447	1485	1521	1570	1639

OVERALL DIMENSIONS			SEAT DIMENSIONS			BACK DIMENSIONS		
W	D	H	W	D	H	W	H	

IN	26	24	51	20	17.5	25-35	16	21
MM	660	610	1295	508	445	635-889	406	533

**RTA 2** 1 per carton

DESCRIPTION	FEATURES	MODEL #	STANDARD TEXTILE GRADES											
			1	2	3	4	5	6	7	8	9	10	11	12
 <p><b>Armless Mesh Back Chair, Height Adjustable Stool</b>                      COM: 0.75 YD   0.69 M                      Unit weight: 34 LB   15.5 KG                      Carton weight: 45 LB   20.41 KG                      Carton volume: 10.5 FT³   0.29 MT³</p>		<b>6076NA</b>	1069	1093	1113	1137	1175	1210	1245	1276	1314	1350	1399	1468
			<b>OVERALL DIMENSIONS</b>			<b>SEAT DIMENSIONS</b>			<b>BACK DIMENSIONS</b>					
			<b>W</b>	<b>D</b>	<b>H</b>	<b>W</b>	<b>D</b>	<b>H</b>	<b>W</b>	<b>H</b>				
			IN 20	24	51	20	17.5	25-35	16	21				
			MM 508	610	1295	508	445	635-889	406	533				
		<b>RTA 2</b>		1 per carton										
 <p><b>Upholstered Back Chair, Height Adjustable Stool</b>                      COM: 1.5 YD   1.37 M                      Unit weight: 38.5 LB   17.5 KG                      Carton weight: 49.5 LB   22.45 KG                      Carton volume: 10.5 FT³   0.29 MT³</p>		<b>6077</b>	1455	1503	1543	1591	1667	1737	1807	1869	1945	2017	2115	2253
			<b>OVERALL DIMENSIONS</b>			<b>SEAT DIMENSIONS</b>			<b>BACK DIMENSIONS</b>					
			<b>W</b>	<b>D</b>	<b>H</b>	<b>W</b>	<b>D</b>	<b>H</b>	<b>W</b>	<b>H</b>				
			IN 26	24	51	20	17	25-35	16	21				
			MM 660	610	1295	508	432	635-889	406	533				
		<b>RTA 2</b>		1 per carton										
 <p><b>Armless Upholstered Back Chair, Height Adjustable Stool</b>                      COM: 1.5 YD   1.37 M                      Unit weight: 35 LB   15.9 KG                      Carton weight: 46 LB   20.87 KG                      Carton volume: 10.5 FT³   0.29 MT³</p>		<b>6077NA</b>	1284	1332	1372	1420	1496	1566	1636	1698	1774	1846	1944	2082
			<b>OVERALL DIMENSIONS</b>			<b>SEAT DIMENSIONS</b>			<b>BACK DIMENSIONS</b>					
			<b>W</b>	<b>D</b>	<b>H</b>	<b>W</b>	<b>D</b>	<b>H</b>	<b>W</b>	<b>H</b>				
			IN 20	24	51	20	17	25-35	16	21				
			MM 508	610	1295	508	432	635-889	406	533				
		<b>RTA 2</b>		1 per carton										

NOVELLO



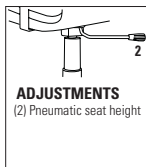
model 6400-TC66-IC-CP-C5-82-SF



model 6400-TC65-FG-FP-F5-82-SF

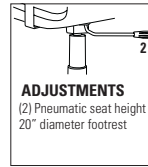
MECHANISM OPTIONS:

Task chair mechanism



Ergonomic features:  
C, M

Task stool mechanism



Ergonomic features:  
C, M

EXAMPLE NOVELLO ORDER CODE:

6400	-HD08	-FG	-FP	-F5	-8F	-	-SF
------	-------	-----	-----	-----	-----	---	-----

Model number    Textile    Shell/Arms    Armcaps    Base    Casters    Footrest    Seat foam

STANDARD FEATURES



- A revolutionary new task chair that can go anywhere - it requires no adjustments and provides exceptional comfort for any size user.
- Novello features a special polymer shell that flexes, allowing the seat to glide smoothly on a concealed track system. It is strong and durable, with clean lines and offers effective support.
- Chairs are molded with one-piece flexible shells; available in Black (BK), Fog (FG) or Cloud (IC).
- Chairs are standard with a five prong, injection molded, fiberglass reinforced nylon B5 base with dual wheel carpet casters (C82).
- Models with aluminum bases come with Chrome gas cylinders. Models with Fog or Cloud shells come with Chrome gas cylinders.
- Standard with Global's high quality Soft Descent™ pneumatic lift which slowly and gently lowers the seat height of the chair making it easy to obtain the exact seat height you desire.
- Pedestal base models provide fixed location seating for use in auditoriums, classrooms, jury boxes, public venues and more. The base must be mounted to the floor (mounting hardware not included). See Pedestal Base Installation Guide on website for details.
- Upholstery options: fabric, vinyl or leather. Vinyl and leather models may feature stitch detail across the seat and/or back cushions, if applicable.







OPTIONAL FEATURES

- For additional caster options, please refer to the Arm and Caster section (page 353). *Optional casters may be priced higher than the standard casters for your chair and the difference will be charged. Lower priced optional casters will not be credited.*
- Pedestal base models have Black bases with 2" height adjustable cylinders, please specify:
  - (SH) Swivel, auto return to max height. No upcharge.
  - (SN) Non-swivel, auto return to max height. Add \$16.
  - (SC) Swivel, auto return to center and return to max height. Add \$26.









Please add option codes in the following order:

- **Model number**
  - 6400 Chair with arms.
  - 6401 Chair, armless.
  - 6402 Chair with arms, fully upholstered.
  - 6403 Chair, armless, fully upholstered.
  - 6410 Stool with arms.
  - 6411 Stool, armless.
  - 6412 Stool with arms, fully upholstered.
  - 6413 Stool, armless, fully upholstered.
- **Textile**  
Specify textile code.
- **Shell/arm color**  
(BK) to model # for Black shell. No upcharge.  
(FG) to model # for Fog shell. Add \$46.  
(IC) to model # for Cloud shell. Add \$46.
- **Armcaps** (no upcharge)  
(BP) Black self-skinned urethane.  
(FP) Fog self-skinned urethane.  
(CP) Cloud self-skinned urethane.
- **Base**  
(B5) Black nylon base. No upcharge.  
(F5) Fog nylon base. Add \$41.  
(C5) Cloud nylon base. Add \$41.  
(BA) Polished aluminum w/Black accent. Add \$53.  
(FA) Polished aluminum w/Fog accent. Add \$53.  
(CA) Polished aluminum w/Cloud accent. Add \$53.
- **Casters**  
(82) C82 dual wheel carpet casters. No upcharge.  
(8R) C82R dual wheel hard floor casters. Add \$21.  
(8F) Fog C82 dual wheel carpet casters. No upcharge.  
(2F) Fog C82R dual wheel hard floor casters. Add \$21.
- **Footrest (stools only)**  
(R3) Polished aluminum w/Black accent. No upcharge.  
(R4) Fully polished aluminum. Add \$26.
- **Seat foam**  
(SF) Standard foam. No upcharge.  
(PF) Extra plush cushion. Add \$15.

DESCRIPTION	FEATURES	MODEL #	STANDARD TEXTILE GRADES											
			1	2	3	4	5	6	7	8	9	10	11	12
 <p><b>Task Chair w/Arms</b> COM: 0.75 YD   0.69 M Unit weight: 30 LB   13.6 KG Carton weight: 40 LB   18.14 KG Carton volume: 8.25 FT³   0.23 MT³</p>	Upholstered seat/polypropylene back.	6400	893	917	937	961	999	1034	1069	1100	1138	1174	1223	1292
			<b>OVERALL DIMENSIONS</b>			<b>SEAT DIMENSIONS</b>			<b>BACK DIMENSIONS</b>					
			W	D	H	W	D	H	W	H				
			IN 25 MM 635	22 559	36 914	18.5 470	18 457	16.5-21.5 419-546	20.5 521	18.5 470				
			RTA 2	courier	1 per carton									
 <p><b>Task Chair w/Arms Pedestal Base</b> COM: 0.75 YD   0.69 M Unit weight: 31 LB   14.1 KG Carton weight: 42 LB   19.05 KG Carton volume: 8.25 FT³   0.23 MT³</p>	Upholstered seat/polypropylene back.	6400PB	1100	1124	1144	1168	1206	1241	1276	1307	1345	1381	1430	1499
			<b>OVERALL DIMENSIONS</b>			<b>SEAT DIMENSIONS</b>			<b>BACK DIMENSIONS</b>					
			W	D	H	W	D	H	W	H				
			IN 25 MM 635	22 559	34 864	18.5 470	18 457	16-18 406-457	20.5 521	18.5 470				
			RTA 2	1 per carton										

DESCRIPTION	FEATURES	MODEL #	STANDARD TEXTILE GRADES											
			1	2	3	4	5	6	7	8	9	10	11	12
 <b>Armless Task Chair</b> COM: 0.75 YD   0.69 M Unit weight: 27 LB   12.3 KG Carton weight: 35 LB   15.88 KG Carton volume: 6.75 FT³   0.19 MT³	Upholstered seat/polypropylene back.	6401	813	837	857	881	919	954	989	1020	1058	1094	1143	1212
			<b>OVERALL DIMENSIONS</b>			<b>SEAT DIMENSIONS</b>			<b>BACK DIMENSIONS</b>					
			<b>W</b>	<b>D</b>	<b>H</b>	<b>W</b>	<b>D</b>	<b>H</b>	<b>W</b>	<b>H</b>				
			IN 21.5	22	36	18.5	18	16.5-21.5	20.5	18.5				
			MM 546	559	914	470	457	419-546	521	470				
		RTA 2		courier		1 per carton								
 <b>Armless Task Chair Pedestal Base</b> COM: 0.75 YD   0.69 M Unit weight: 28 LB   12.7 KG Carton weight: 39 LB   17.69 KG Carton volume: 6.75 FT³   0.19 MT³	Upholstered seat/polypropylene back.	6401PB	1022	1046	1066	1090	1128	1163	1198	1229	1267	1303	1352	1421
			<b>OVERALL DIMENSIONS</b>			<b>SEAT DIMENSIONS</b>			<b>BACK DIMENSIONS</b>					
			<b>W</b>	<b>D</b>	<b>H</b>	<b>W</b>	<b>D</b>	<b>H</b>	<b>W</b>	<b>H</b>				
			IN 21.5	22	34	18.5	18	16-18	20.5	18.5				
			MM 546	559	864	470	457	406-457	521	470				
		RTA 2		1 per carton										
 <b>Task Chair w/Arms</b> COM: 0.75 YD   0.69 M Unit weight: 32 LB   14.5 KG Carton weight: 42 LB   19.05 KG Carton volume: 8.25 FT³   0.23 MT³	Upholstered seat & back.	6402	944	968	988	1012	1050	1085	1120	1151	1189	1225	1274	1343
			<b>OVERALL DIMENSIONS</b>			<b>SEAT DIMENSIONS</b>			<b>BACK DIMENSIONS</b>					
			<b>W</b>	<b>D</b>	<b>H</b>	<b>W</b>	<b>D</b>	<b>H</b>	<b>W</b>	<b>H</b>				
			IN 25	22	36	18.5	17.5	16.5-21.5	20.5	18.5				
			MM 635	559	914	470	445	419-546	521	470				
		RTA 2		courier		1 per carton								
 <b>Task Chair w/Arms Pedestal Base</b> COM: 0.75 YD   0.69 M Unit weight: 33 LB   15 KG Carton weight: 44 LB   19.96 KG Carton volume: 8.25 FT³   0.23 MT³	Upholstered seat & back.	6402PB	1153	1177	1197	1221	1259	1294	1329	1360	1398	1434	1483	1552
			<b>OVERALL DIMENSIONS</b>			<b>SEAT DIMENSIONS</b>			<b>BACK DIMENSIONS</b>					
			<b>W</b>	<b>D</b>	<b>H</b>	<b>W</b>	<b>D</b>	<b>H</b>	<b>W</b>	<b>H</b>				
			IN 25	22	34	18.5	17.5	16-18	20.5	18.5				
			MM 635	559	864	470	445	406-457	521	470				
		RTA 2		1 per carton										
 <b>Armless Task Chair</b> COM: 0.75 YD   0.69 M Unit weight: 29 LB   13.2 KG Carton weight: 37 LB   16.78 KG Carton volume: 6.75 FT³   0.19 MT³	Upholstered seat & back.	6403	866	890	910	934	972	1007	1042	1073	1111	1147	1196	1265
			<b>OVERALL DIMENSIONS</b>			<b>SEAT DIMENSIONS</b>			<b>BACK DIMENSIONS</b>					
			<b>W</b>	<b>D</b>	<b>H</b>	<b>W</b>	<b>D</b>	<b>H</b>	<b>W</b>	<b>H</b>				
			IN 21.5	22	36	18.5	17.5	16.5-21.5	20.5	18.5				
			MM 546	559	914	470	445	419-546	521	470				
		RTA 2		courier		1 per carton								
 <b>Armless Task Chair Pedestal Base</b> COM: 0.75 YD   0.69 M Unit weight: 30 LB   13.6 KG Carton weight: 41 LB   18.6 KG Carton volume: 6.75 FT³   0.19 MT³	Upholstered seat & back.	6403PB	1074	1098	1118	1142	1180	1215	1250	1281	1319	1355	1404	1473
			<b>OVERALL DIMENSIONS</b>			<b>SEAT DIMENSIONS</b>			<b>BACK DIMENSIONS</b>					
			<b>W</b>	<b>D</b>	<b>H</b>	<b>W</b>	<b>D</b>	<b>H</b>	<b>W</b>	<b>H</b>				
			IN 21.5	22	34	18.5	17.5	16-18	20.5	18.5				
			MM 546	559	864	470	445	406-457	521	470				
		RTA 2		1 per carton										



DESCRIPTION	FEATURES	MODEL #	STANDARD TEXTILE GRADES											
			1	2	3	4	5	6	7	8	9	10	11	12
 <p><b>Task Stool w/Arms</b> COM: 0.75 YD   0.69 M Unit weight: 34 LB   15.5 KG Carton weight: 44 LB   19.96 KG Carton volume: 8.25 FT³   0.23 MT³</p>	Upholstered seat/polypropylene back.	<b>6410</b>	1053	1077	1097	1121	1159	1194	1229	1260	1298	1334	1383	1452
			<b>OVERALL DIMENSIONS</b>			<b>SEAT DIMENSIONS</b>			<b>BACK DIMENSIONS</b>					
			<b>W</b>	<b>D</b>	<b>H</b>	<b>W</b>	<b>D</b>	<b>H</b>	<b>W</b>	<b>H</b>				
			IN 25 MM 635	22 559	46 1168	18.5 470	18 457	24-34 610-864	20.5 521	18.5 470				
			<b>RTA 2</b>		1 per carton									
 <p><b>Armless Task Stool</b> COM: 0.75 YD   0.69 M Unit weight: 31 LB   14.1 KG Carton weight: 39 LB   17.69 KG Carton volume: 6.75 FT³   0.19 MT³</p>	Upholstered seat/polypropylene back.	<b>6411</b>	974	998	1018	1042	1080	1115	1150	1181	1219	1255	1304	1373
			<b>OVERALL DIMENSIONS</b>			<b>SEAT DIMENSIONS</b>			<b>BACK DIMENSIONS</b>					
			<b>W</b>	<b>D</b>	<b>H</b>	<b>W</b>	<b>D</b>	<b>H</b>	<b>W</b>	<b>H</b>				
			IN 21.5 MM 546	22 559	46 1168	18.5 470	18 457	24-34 610-864	20.5 521	18.5 470				
			<b>RTA 2</b>		1 per carton									
 <p><b>Task Stool w/Arms</b> COM: 0.75 YD   0.69 M Unit weight: 36 LB   16.4 KG Carton weight: 46 LB   20.87 KG Carton volume: 8.25 FT³   0.23 MT³</p>	Upholstered seat & back.	<b>6412</b>	1106	1130	1150	1174	1212	1247	1282	1313	1351	1387	1436	1505
			<b>OVERALL DIMENSIONS</b>			<b>SEAT DIMENSIONS</b>			<b>BACK DIMENSIONS</b>					
			<b>W</b>	<b>D</b>	<b>H</b>	<b>W</b>	<b>D</b>	<b>H</b>	<b>W</b>	<b>H</b>				
			IN 25 MM 635	22 559	46 1168	18.5 470	17.5 445	24-34 610-864	20.5 521	18.5 470				
			<b>RTA 2</b>		1 per carton									
 <p><b>Armless Task Stool</b> COM: 0.75 YD   0.69 M Unit weight: 33 LB   15 KG Carton weight: 41 LB   18.6 KG Carton volume: 6.75 FT³   0.19 MT³</p>	Upholstered seat & back.	<b>6413</b>	1027	1051	1071	1095	1133	1168	1203	1234	1272	1308	1357	1426
			<b>OVERALL DIMENSIONS</b>			<b>SEAT DIMENSIONS</b>			<b>BACK DIMENSIONS</b>					
			<b>W</b>	<b>D</b>	<b>H</b>	<b>W</b>	<b>D</b>	<b>H</b>	<b>W</b>	<b>H</b>				
			IN 21.5 MM 546	22 559	46 1168	18.5 470	17.5 445	24-34 610-864	20.5 521	18.5 470				
			<b>RTA 2</b>		1 per carton									

OBUSFORME



model 4430 (G3)



model 4432 (G3)

STANDARD FEATURES

- Contoured seat and back with twin density molded foam.
- Height, width and depth adjustable (**G3**) arms with self-skinned urethane (SSU) arm pads. Armcaps articulate inwards 30°.
- Side activated sliding seat depth adjustment (**MD**) is standard on multi-tilters.
- Vari-Width (**WA**) width adjustable arm extensions are standard when chair is ordered with adjustable arms. Allows the arms to move away from the seat by 2" on each side to allow space if desired for broader hip widths.
- Base and frame are available in Black only.
- All models are standard with a five prong, injection molded, fiberglass reinforced nylon Black spider base with dual wheel carpet casters (**C65**).
- Upholstery options: fabric only. Please check website for availability.
- ObusForme does not always upholster wrinkle free. This is more obvious in heavier textile or textile with little stretch.

OPTIONAL FEATURES

- For hard surface flooring casters, please specify (**C65R**). Add \$21.
- For additional arm/caster options, please refer to the Arm and Caster section (page 353). *Optional casters may be priced higher than the standard casters for your chair and the difference will be charged. Lower priced optional casters will not be credited.*

Preferred chair of choice for students at:



DESCRIPTION	FEATURES	MODEL #	STANDARD TEXTILE GRADES											
			*1	*2	*3	*4	5	6	7	8	9	10	11	12
		<b>4411</b>	41	52	60	71	88	103	119	132	149	165	186	217
			<b>OVERALL DIMENSIONS</b>			<b>SEAT DIMENSIONS</b>			<b>BACK DIMENSIONS</b>					
			W	D	H	W	D	H	W	H				
			IN 9	3	5	-	-	-	-	-				
			MM 229	76	127	-	-	-	-	-				
			<b>RTA 00</b>	1 per carton										
		<b>4430</b>	1398	1454	1501	1556	1645	1727	1809	1881	1970	2054	2168	2329
			<b>OVERALL DIMENSIONS</b>			<b>SEAT DIMENSIONS</b>			<b>BACK DIMENSIONS</b>					
			W	D	H	W	D	H	W	H				
			IN 23.5	23.5	53.5	19.5	17-20	16.5-20.5	18	31-33.5				
			MM 597	597	1359	495	432-508	419-521	457	787-851				
			<b>RTA 2</b>	1 per carton										
		<b>4432</b>	1293	1341	1382	1428	1505	1575	1646	1707	1784	1856	1953	2091
			<b>OVERALL DIMENSIONS</b>			<b>SEAT DIMENSIONS</b>			<b>BACK DIMENSIONS</b>					
			W	D	H	W	D	H	W	H				
			IN 23.5	23.5	42.5	19.5	17-20	16.5-20.5	18	21-23.5				
			MM 597	597	1080	495	432-508	419-521	457	533-597				
			<b>RTA 2</b>	1 per carton										

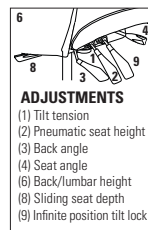


**Lumbar Pad/Headrest**  
 COM: 0.33 YD | 0.3 M  
 Unit weight: 1 LB | 0.45 KG  
 Carton weight: 1 LB | 0.45 KG  
 Carton volume: 0.5 FT³ | 0.01 MT³

\* Textile options are limited, see notes.



**HB Multi-Tilter**  
 COM: 1.75 YD | 1.6 M  
 Unit weight: 51 LB | 23.2 KG  
 Carton weight: 62 LB | 28.12 KG  
 Carton volume: 10.5 FT³ | 0.29 MT³

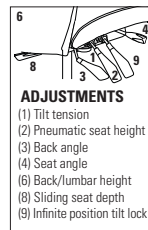


\* Textile options are limited, see notes.

Ergonomic features:  
 A, B, C, D, E, F, G, H, M, N, Q, R, S



**MB Multi-Tilter**  
 COM: 1.5 YD | 1.37 M  
 Unit weight: 49 LB | 22.3 KG  
 Carton weight: 59 LB | 26.76 KG  
 Carton volume: 9.25 FT³ | 0.26 MT³



\* Textile options are limited, see notes.

Ergonomic features:  
 A, B, C, D, E, F, G, H, M, N, Q, R, S

**OBUSFORME COMFORT**



model 1240-3

model 1241-3



**Optional Memory Foam**  
See right for details.




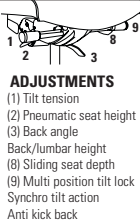

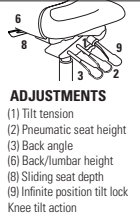

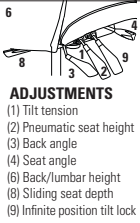
model 1261-3


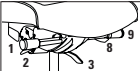











**STANDARD FEATURES**


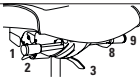


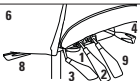


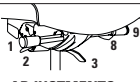


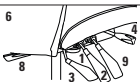

- ObusForme Comfort is recommended by chiropractors worldwide.
- Features a new elastomeric back support system that provides impressive comfortable support with no pressure points along the spine.
- Height, width and depth adjustable (**G3**) arms with self-skinned urethane (SSU) arm pads. Armcaps articulate inwards 30°.
- Five prong, injection molded, fiberglass reinforced nylon Black spider base with dual wheel carpet casters (**C65**).
- Standard seat foam is a dual cushion with a soft top layer and firm supportive lower layer.
- Sliding seat depth is standard on all synchro-tilter and multi-tilter models.
- Schukra™ depth adjustable lumbar support for personalized back support and comfort is standard on select models.
- Vari-Width (**WA**) width adjustable arm extensions are standard when chair is ordered with adjustable arms. Allows the arms to move away from the seat by 2" on each side to allow space if desired for broader hip widths.
- Standard with Global's high quality Soft Descent™ pneumatic lift which slowly and gently lowers the seat height of the chair making it easy to obtain the exact seat height you desire.
- All models are shipped partially KD.
- ObusForme Comfort heavy duty models can be found under the Heavy Duty section (page 337).
- Upholstery options: fabric, vinyl or leather. Vinyl and leather models may feature stitch detail across the seat and/or back cushions, if applicable.
- "P" petite seat models have a seat that is 0.75 shallower and 1.5" narrower than the standard seat.
- Petite seats have the same list prices as standard models.

**OPTIONAL FEATURES**

- Seat available in memory foam, please specify (**MF**). Add \$106.
- Polished aluminum base with Black end guards (**B2**) is available, please specify (**ALU**). Add \$131.
- For hard surface flooring casters, please specify (**C65R**). Add \$21.
- For additional arm/caster options, please refer to the Arm and Caster section (page 353). *Optional casters may be priced higher than the standard casters for your chair and the difference will be charged. Lower priced optional casters will not be credited.*

DESCRIPTION	FEATURES	MODEL #	STANDARD TEXTILE GRADES																																																
			1	2	3	4	5	6	7	8	9	10	11	12																																					
 <p><b>HB Synchro-Tilter</b> COM: 2.25 YD   2.06 M Unit weight: 58 LB   26.4 KG Carton weight: 67 LB   30.39 KG Carton volume: 11 FT<sup>3</sup>   0.31 M<sup>3</sup></p>	 <p><b>ADJUSTMENTS</b> (1) Tilt tension (2) Pneumatic seat height (3) Back angle Back/lumbar height (8) Sliding seat depth (9) Multi position tilt lock Synchro tilt action Anti kick back</p>	<p>Ergonomic features: A, B, C, D, E, G, H, L, M, N, Q, R, U</p>	<table border="1"> <tr> <td><b>1240-0</b></td><td>1011</td><td>1083</td><td>1144</td><td>1214</td><td>1328</td><td>1434</td><td>1540</td><td>1632</td><td>1747</td><td>1855</td><td>2001</td><td>2208</td> </tr> <tr> <td><b>1240P-0</b> Petite seat</td><td colspan="11"></td> </tr> <tr> <td colspan="12">IN W19.5 D16.75-19.75 H16-20   MM W495 D425-502 H406-508</td> </tr> </table>												<b>1240-0</b>	1011	1083	1144	1214	1328	1434	1540	1632	1747	1855	2001	2208	<b>1240P-0</b> Petite seat												IN W19.5 D16.75-19.75 H16-20   MM W495 D425-502 H406-508											
			<b>1240-0</b>	1011	1083	1144	1214	1328	1434	1540	1632	1747	1855	2001	2208																																				
<b>1240P-0</b> Petite seat																																																			
IN W19.5 D16.75-19.75 H16-20   MM W495 D425-502 H406-508																																																			
			<p><b>OVERALL DIMENSIONS</b></p> <p>W D H</p>			<p><b>SEAT DIMENSIONS</b></p> <p>W D H</p>			<p><b>BACK DIMENSIONS</b></p> <p>W H</p>																																										
			IN 26	25	48	21	17.5-20.5	16-20	19.5	27-32.25																																									
			MM 660	635	1219	533	445-521	406-508	495	686-819																																									
			RTA 2		courier		1 per carton																																												
 <p><b>HB Knee-Tilter</b> COM: 2.25 YD   2.06 M Unit weight: 58 LB   26.4 KG Carton weight: 67 LB   30.39 KG Carton volume: 11 FT<sup>3</sup>   0.31 M<sup>3</sup></p>	 <p><b>ADJUSTMENTS</b> (1) Tilt tension (2) Pneumatic seat height (3) Back angle (6) Back/lumbar height (8) Sliding seat depth (9) Infinite position tilt lock Knee tilt action</p>	<p>Ergonomic features: A, B, C, D, E, G, H, J, M, N, Q, R, U</p>	<table border="1"> <tr> <td><b>1240-2</b></td><td>1152</td><td>1224</td><td>1285</td><td>1355</td><td>1469</td><td>1575</td><td>1681</td><td>1773</td><td>1888</td><td>1996</td><td>2142</td><td>2349</td> </tr> <tr> <td><b>1240P-2</b> Petite seat</td><td colspan="11"></td> </tr> <tr> <td colspan="12">IN W19.5 D16.75-19.25 H16.5-20.5   MM W495 D425-489 H419-521</td> </tr> </table>												<b>1240-2</b>	1152	1224	1285	1355	1469	1575	1681	1773	1888	1996	2142	2349	<b>1240P-2</b> Petite seat												IN W19.5 D16.75-19.25 H16.5-20.5   MM W495 D425-489 H419-521											
			<b>1240-2</b>	1152	1224	1285	1355	1469	1575	1681	1773	1888	1996	2142	2349																																				
<b>1240P-2</b> Petite seat																																																			
IN W19.5 D16.75-19.25 H16.5-20.5   MM W495 D425-489 H419-521																																																			
			<p><b>OVERALL DIMENSIONS</b></p> <p>W D H</p>			<p><b>SEAT DIMENSIONS</b></p> <p>W D H</p>			<p><b>BACK DIMENSIONS</b></p> <p>W H</p>																																										
			IN 26	25	48.5	21	17.5-20	16.5-20.5	19.5	27-32.25																																									
			MM 660	635	1232	533	445-508	419-521	495	686-819																																									
			RTA 2		courier		1 per carton																																												
 <p><b>HB Multi-Tilter</b> COM: 2.25 YD   2.06 M Unit weight: 60 LB   27.3 KG Carton weight: 69 LB   31.3 KG Carton volume: 11 FT<sup>3</sup>   0.31 M<sup>3</sup></p>	 <p><b>ADJUSTMENTS</b> (1) Tilt tension (2) Pneumatic seat height (3) Back angle (4) Seat angle (6) Back/lumbar height (8) Sliding seat depth (9) Infinite position tilt lock</p>	<p>Ergonomic features: A, B, C, D, E, F, G, H, M, N, Q, R, S, U</p>	<table border="1"> <tr> <td><b>1240-3</b></td><td>1011</td><td>1083</td><td>1144</td><td>1214</td><td>1328</td><td>1434</td><td>1540</td><td>1632</td><td>1747</td><td>1855</td><td>2001</td><td>2208</td> </tr> <tr> <td><b>1240P-3</b> Petite seat</td><td colspan="11"></td> </tr> <tr> <td colspan="12">IN W19.5 D16.75-19.75 H16-20   MM W495 D425-502 H406-508</td> </tr> </table>												<b>1240-3</b>	1011	1083	1144	1214	1328	1434	1540	1632	1747	1855	2001	2208	<b>1240P-3</b> Petite seat												IN W19.5 D16.75-19.75 H16-20   MM W495 D425-502 H406-508											
			<b>1240-3</b>	1011	1083	1144	1214	1328	1434	1540	1632	1747	1855	2001	2208																																				
<b>1240P-3</b> Petite seat																																																			
IN W19.5 D16.75-19.75 H16-20   MM W495 D425-502 H406-508																																																			
			<p><b>OVERALL DIMENSIONS</b></p> <p>W D H</p>			<p><b>SEAT DIMENSIONS</b></p> <p>W D H</p>			<p><b>BACK DIMENSIONS</b></p> <p>W H</p>																																										
			IN 26	25	48	21	17.5-20.5	16-20	19.5	27-32.25																																									
			MM 660	635	1219	533	445-521	406-508	495	686-819																																									
			RTA 2		courier		1 per carton																																												

DESCRIPTION	FEATURES	MODEL #	STANDARD TEXTILE GRADES																																												
			1	2	3	4	5	6	7	8	9	10	11	12																																	
 <p><b>MB Synchro-Tilter</b> COM: 2 YD   1.83 M Unit weight: 60 LB   27.3 KG Carton weight: 69 LB   31.3 KG Carton volume: 10.5 FT<sup>3</sup>   0.29 MT<sup>3</sup></p>	 <p><b>ADJUSTMENTS</b> (1) Tilt tension (2) Pneumatic seat height (3) Back angle Back/lumbar height (8) Sliding seat depth (9) Multi position tilt lock Synchro tilt action Anti kick back</p>	<p>Ergonomic features: A, B, C, D, E, G, H, L, M, N, Q, R, U</p>	<table border="1"> <tr> <th colspan="3">OVERALL DIMENSIONS</th> <th colspan="3">SEAT DIMENSIONS</th> <th colspan="3">BACK DIMENSIONS</th> </tr> <tr> <th>W</th><th>D</th><th>H</th> <th>W</th><th>D</th><th>H</th> <th>W</th><th>H</th> </tr> <tr> <td>IN 26</td><td>25</td><td>44</td> <td>21</td><td>17.5-20.5</td><td>16-20</td> <td>19.5</td><td>22-27.25</td> </tr> <tr> <td>MM 660</td><td>635</td><td>1118</td> <td>533</td><td>445-521</td><td>406-508</td> <td>495</td><td>559-692</td> </tr> </table>												OVERALL DIMENSIONS			SEAT DIMENSIONS			BACK DIMENSIONS			W	D	H	W	D	H	W	H	IN 26	25	44	21	17.5-20.5	16-20	19.5	22-27.25	MM 660	635	1118	533	445-521	406-508	495	559-692
			OVERALL DIMENSIONS			SEAT DIMENSIONS			BACK DIMENSIONS																																						
			W	D	H	W	D	H	W	H																																					
			IN 26	25	44	21	17.5-20.5	16-20	19.5	22-27.25																																					
MM 660	635	1118	533	445-521	406-508	495	559-692																																								
<p>RTA 2  1 per carton</p>																																															
 <p><b>MB Knee-Tilter</b> COM: 2 YD   1.83 M Unit weight: 58 LB   26.4 KG Carton weight: 67 LB   30.39 KG Carton volume: 10.5 FT<sup>3</sup>   0.29 MT<sup>3</sup></p>	 <p><b>ADJUSTMENTS</b> (1) Tilt tension (2) Pneumatic seat height (3) Back angle (6) Back/lumbar height (8) Sliding seat depth (9) Infinite position tilt lock Knee tilt action</p>	<p>Ergonomic features: A, B, C, D, E, G, H, J, M, N, Q, R, U</p>	<table border="1"> <tr> <th colspan="3">OVERALL DIMENSIONS</th> <th colspan="3">SEAT DIMENSIONS</th> <th colspan="3">BACK DIMENSIONS</th> </tr> <tr> <th>W</th><th>D</th><th>H</th> <th>W</th><th>D</th><th>H</th> <th>W</th><th>H</th> </tr> <tr> <td>IN 26</td><td>25</td><td>44.5</td> <td>21</td><td>17.5-20</td><td>16.5-20.5</td> <td>19.5</td><td>22-27.25</td> </tr> <tr> <td>MM 660</td><td>635</td><td>1130</td> <td>533</td><td>445-508</td><td>419-521</td> <td>495</td><td>559-692</td> </tr> </table>												OVERALL DIMENSIONS			SEAT DIMENSIONS			BACK DIMENSIONS			W	D	H	W	D	H	W	H	IN 26	25	44.5	21	17.5-20	16.5-20.5	19.5	22-27.25	MM 660	635	1130	533	445-508	419-521	495	559-692
			OVERALL DIMENSIONS			SEAT DIMENSIONS			BACK DIMENSIONS																																						
			W	D	H	W	D	H	W	H																																					
			IN 26	25	44.5	21	17.5-20	16.5-20.5	19.5	22-27.25																																					
MM 660	635	1130	533	445-508	419-521	495	559-692																																								
<p>RTA 2  1 per carton</p>																																															
 <p><b>MB Multi-Tilter</b> COM: 2 YD   1.83 M Unit weight: 58 LB   26.4 KG Carton weight: 67 LB   30.39 KG Carton volume: 10.5 FT<sup>3</sup>   0.29 MT<sup>3</sup></p>	 <p><b>ADJUSTMENTS</b> (1) Tilt tension (2) Pneumatic seat height (3) Back angle (4) Seat angle (6) Back/lumbar height (8) Sliding seat depth (9) Infinite position tilt lock</p>	<p>Ergonomic features: A, B, C, D, E, F, G, H, M, N, Q, R, S, U</p>	<table border="1"> <tr> <th colspan="3">OVERALL DIMENSIONS</th> <th colspan="3">SEAT DIMENSIONS</th> <th colspan="3">BACK DIMENSIONS</th> </tr> <tr> <th>W</th><th>D</th><th>H</th> <th>W</th><th>D</th><th>H</th> <th>W</th><th>H</th> </tr> <tr> <td>IN 26</td><td>25</td><td>44</td> <td>21</td><td>17.5-20.5</td><td>16-20</td> <td>19.5</td><td>22-27.25</td> </tr> <tr> <td>MM 660</td><td>635</td><td>1118</td> <td>533</td><td>445-521</td><td>406-508</td> <td>495</td><td>559-692</td> </tr> </table>												OVERALL DIMENSIONS			SEAT DIMENSIONS			BACK DIMENSIONS			W	D	H	W	D	H	W	H	IN 26	25	44	21	17.5-20.5	16-20	19.5	22-27.25	MM 660	635	1118	533	445-521	406-508	495	559-692
			OVERALL DIMENSIONS			SEAT DIMENSIONS			BACK DIMENSIONS																																						
			W	D	H	W	D	H	W	H																																					
			IN 26	25	44	21	17.5-20.5	16-20	19.5	22-27.25																																					
MM 660	635	1118	533	445-521	406-508	495	559-692																																								
<p>RTA 2  1 per carton</p>																																															
 <p><b>Armless Chair - Sled Base</b> COM: 1.75 YD   1.6 M Unit weight: 30 LB   13.6 KG Carton weight: 35 LB   15.88 KG Carton volume: 10 FT<sup>3</sup>   0.28 MT<sup>3</sup></p>	<p>Base available in Black finish only.</p>	<p>Ergonomic features: M, N</p>	<table border="1"> <tr> <th colspan="3">OVERALL DIMENSIONS</th> <th colspan="3">SEAT DIMENSIONS</th> <th colspan="3">BACK DIMENSIONS</th> </tr> <tr> <th>W</th><th>D</th><th>H</th> <th>W</th><th>D</th><th>H</th> <th>W</th><th>H</th> </tr> <tr> <td>IN 21</td><td>24</td><td>38</td> <td>21</td><td>18</td><td>18</td> <td>20</td><td>20.5</td> </tr> <tr> <td>MM 533</td><td>610</td><td>965</td> <td>533</td><td>457</td><td>457</td> <td>508</td><td>521</td> </tr> </table>												OVERALL DIMENSIONS			SEAT DIMENSIONS			BACK DIMENSIONS			W	D	H	W	D	H	W	H	IN 21	24	38	21	18	18	20	20.5	MM 533	610	965	533	457	457	508	521
			OVERALL DIMENSIONS			SEAT DIMENSIONS			BACK DIMENSIONS																																						
			W	D	H	W	D	H	W	H																																					
			IN 21	24	38	21	18	18	20	20.5																																					
MM 533	610	965	533	457	457	508	521																																								
<p>RTA 1  1 per carton</p>																																															
 <p><b>Armchair - Sled Base</b> COM: 1.75 YD   1.6 M Unit weight: 35 LB   15.9 KG Carton weight: 40 LB   18.14 KG Carton volume: 13 FT<sup>3</sup>   0.36 MT<sup>3</sup></p>	<p>Base available in Black finish only.</p>	<p>Ergonomic features: M, N</p>	<table border="1"> <tr> <th colspan="3">OVERALL DIMENSIONS</th> <th colspan="3">SEAT DIMENSIONS</th> <th colspan="3">BACK DIMENSIONS</th> </tr> <tr> <th>W</th><th>D</th><th>H</th> <th>W</th><th>D</th><th>H</th> <th>W</th><th>H</th> </tr> <tr> <td>IN 26.5</td><td>24</td><td>38</td> <td>21</td><td>18</td><td>18</td> <td>20</td><td>20.5</td> </tr> <tr> <td>MM 673</td><td>610</td><td>965</td> <td>533</td><td>457</td><td>457</td> <td>508</td><td>521</td> </tr> </table>												OVERALL DIMENSIONS			SEAT DIMENSIONS			BACK DIMENSIONS			W	D	H	W	D	H	W	H	IN 26.5	24	38	21	18	18	20	20.5	MM 673	610	965	533	457	457	508	521
			OVERALL DIMENSIONS			SEAT DIMENSIONS			BACK DIMENSIONS																																						
			W	D	H	W	D	H	W	H																																					
			IN 26.5	24	38	21	18	18	20	20.5																																					
MM 673	610	965	533	457	457	508	521																																								
<p>RTA 1  1 per carton</p>																																															

DESCRIPTION	FEATURES	MODEL #	STANDARD TEXTILE GRADES											
			1	2	3	4	5	6	7	8	9	10	11	12
 <p><b>HB Synchro-Tilfer w/Schukra</b> COM: 2.25 YD   2.06 M Unit weight: 58 LB   26.4 KG Carton weight: 67 LB   30.39 KG Carton volume: 11 FT³   0.31 MT³</p>	 <p><b>ADJUSTMENTS</b> (1) Tilt tension (2) Pneumatic seat height (3) Back angle Back/lumbar height Lumbar depth (8) Sliding seat depth (9) Multi position tilt lock Synchro tilt action Anti kick back</p>	<p><b>1260-0</b> 1133 1205 1266 1336 1450 1556 1662 1754 1869 1977 2123 2330 <b>1260P-0</b> Petite seat IN W19.5 D16.75-19.75 H16-20   MM W495 D425-502 H406-508</p>	<p><b>OVERALL DIMENSIONS</b></p> <p>W D H</p>			<p><b>SEAT DIMENSIONS</b></p> <p>W D H</p>			<p><b>BACK DIMENSIONS</b></p> <p>W H</p>					
			<p>IN 26 25 48 21 17.5-20.5 16-20 19.5 27-32.25 MM 660 635 1219 533 445-521 406-508 495 686-819</p>	<p><b>RTA 2</b>  1 per carton</p>										
 <p><b>HB Multi-Tilfer w/Schukra</b> COM: 2.25 YD   2.06 M Unit weight: 60 LB   27.3 KG Carton weight: 69 LB   31.3 KG Carton volume: 11 FT³   0.31 MT³</p>	 <p><b>ADJUSTMENTS</b> (1) Tilt tension (2) Pneumatic seat height (3) Back angle (4) Seat angle (6) Back/lumbar height Lumbar depth (8) Sliding seat depth (9) Infinite position tilt lock</p>	<p><b>1260-3</b> 1133 1205 1266 1336 1450 1556 1662 1754 1869 1977 2123 2330 <b>1260P-3</b> Petite seat IN W19.5 D16.75-19.75 H16-20   MM W495 D425-502 H406-508</p>	<p><b>OVERALL DIMENSIONS</b></p> <p>W D H</p>			<p><b>SEAT DIMENSIONS</b></p> <p>W D H</p>			<p><b>BACK DIMENSIONS</b></p> <p>W H</p>					
			<p>IN 26 25 48 21 17.5-20.5 16-20 19.5 27-32.25 MM 660 635 1219 533 445-521 406-508 495 686-819</p>	<p><b>RTA 2</b>  1 per carton</p>										
 <p><b>MB Synchro-Tilfer w/Schukra</b> COM: 2 YD   1.83 M Unit weight: 56 LB   25.5 KG Carton weight: 65 LB   29.48 KG Carton volume: 10.5 FT³   0.29 MT³</p>	 <p><b>ADJUSTMENTS</b> (1) Tilt tension (2) Pneumatic seat height (3) Back angle Back/lumbar height Lumbar depth (8) Sliding seat depth (9) Multi position tilt lock Synchro tilt action Anti kick back</p>	<p><b>1261-0</b> 1075 1139 1193 1255 1357 1451 1545 1627 1729 1825 1955 2139 <b>1261P-0</b> Petite seat IN W19.5 D16.75-19.75 H16-20   MM W495 D425-502 H406-508</p>	<p><b>OVERALL DIMENSIONS</b></p> <p>W D H</p>			<p><b>SEAT DIMENSIONS</b></p> <p>W D H</p>			<p><b>BACK DIMENSIONS</b></p> <p>W H</p>					
			<p>IN 26 25 44 21 17.5-20.5 16-20 19.5 22-27.25 MM 660 635 1118 533 445-521 406-508 495 559-692</p>	<p><b>RTA 2</b>  1 per carton</p>										
 <p><b>MB Multi-Tilfer w/Schukra</b> COM: 2 YD   1.83 M Unit weight: 58 LB   26.4 KG Carton weight: 67 LB   30.39 KG Carton volume: 10.5 FT³   0.29 MT³</p>	 <p><b>ADJUSTMENTS</b> (1) Tilt tension (2) Pneumatic seat height (3) Back angle (4) Seat angle (6) Back/lumbar height Lumbar depth (8) Sliding seat depth (9) Infinite position tilt lock</p>	<p><b>1261-3</b> 1075 1139 1193 1255 1357 1451 1545 1627 1729 1825 1955 2139 <b>1261P-3</b> Petite seat IN W19.5 D16.75-19.75 H16-20   MM W495 D425-502 H406-508</p>	<p><b>OVERALL DIMENSIONS</b></p> <p>W D H</p>			<p><b>SEAT DIMENSIONS</b></p> <p>W D H</p>			<p><b>BACK DIMENSIONS</b></p> <p>W H</p>					
			<p>IN 26 25 44 21 17.5-20.5 16-20 19.5 22-27.25 MM 660 635 1118 533 445-521 406-508 495 559-692</p>	<p><b>RTA 2</b>  1 per carton</p>										

PREFER



model 8458NA









model 8459









STANDARD FEATURES

- A sleek and comfortable multi-purpose chair beautifully suited for conference, collaboration and training environments. Designed by Norbert Geelen.
- Swivel tilt function with no visible levers or mechanisms.
- Standard with Asphalt or Alabaster frame and base, armless or with fixed arms.
- Integrated seat height adjustment lever is intuitive and easy to use.
- Dual wheel carpet casters are standard. Black (**C82**) casters standard on Asphalt base models. Fog Grey (**8F**) casters standard on Alabaster base models.
- Upholstery options: fabric, vinyl or leather. Vinyl and leather models may feature stitch detail across the seat and/or back cushions, if applicable.

OPTIONAL FEATURES

- Dimension Mesh is available in Berry (DBE), Black (DBK), Chalk (DCL), Charcoal (DCH), Citrus (DCT), Cobalt (DCO), Fog (DST), Pool Blue (DPB), Sand (DSD) and Shadow (DGM).
- Polished aluminum (**AL**) base is available on Asphalt and Alabaster frames. Add \$175.
- Polished aluminum (**AO**) arms are available on Asphalt and Alabaster fixed arm models. Add \$151
- For Asphalt base on Alabaster frame, please specify (**BK**). No upcharge.
- For Alabaster base on Asphalt frame, please specify (**AE**). Add \$35.
- For hard surface Black glides, please specify (**HG**). Add \$49.
- For hard surface flooring casters, please specify (**8R**) for Black and (**2F**) for Fog. Add \$21.

DESCRIPTION	FEATURES	MODEL #	STANDARD TEXTILE GRADES											
			1	2	3	4	5	6	7	8	9	10	11	12
 <p><b>MB Tilter Chair - Asphalt Base/Frame</b> COM: 1 YD   0.91 M Unit weight: 26 LB   11.8 KG Carton weight: 33 LB   14.97 KG Carton volume: 9.5 FT<sup>3</sup>   0.26 MT<sup>3</sup></p>	Ergonomic features: C, M	8458	1163	1195	1222	1253	1304	1351	1398	1439	1490	1538	1603	1695
			<b>OVERALL DIMENSIONS</b>			<b>SEAT DIMENSIONS</b>			<b>BACK DIMENSIONS</b>					
			W	D	H	W	D	H	W	H				
			IN 25.5 MM 648	24 610	39 991	19.75 502	18.5 470	18-22 457-559	20 508	19 483				
			<b>RTA 1</b>		1 per carton									
 <p><b>Armless MB Tilter Chair - Asphalt Base/Frame</b> COM: 1 YD   0.91 M Unit weight: 25 LB   11.4 KG Carton weight: 32 LB   14.51 KG Carton volume: 9.5 FT<sup>3</sup>   0.26 MT<sup>3</sup></p>	Ergonomic features: C, M	8458NA	1059	1091	1118	1149	1200	1247	1294	1335	1386	1434	1499	1591
			<b>OVERALL DIMENSIONS</b>			<b>SEAT DIMENSIONS</b>			<b>BACK DIMENSIONS</b>					
			W	D	H	W	D	H	W	H				
			IN 22.5 MM 572	24 610	39 991	19.75 502	18.5 470	18-22 457-559	20 508	19 483				
			<b>RTA 1</b>		1 per carton									
 <p><b>Height Adjustable Stool - Asphalt Base/Frame</b> COM: 1 YD   0.91 M Unit weight: 31 LB   14.1 KG Carton weight: 38 LB   17.24 KG Carton volume: 9.5 FT<sup>3</sup>   0.26 MT<sup>3</sup></p>	Ergonomic features: C, M	8458S	1340	1372	1399	1430	1481	1528	1575	1616	1667	1715	1780	1872
			<b>OVERALL DIMENSIONS</b>			<b>SEAT DIMENSIONS</b>			<b>BACK DIMENSIONS</b>					
			W	D	H	W	D	H	W	H				
			IN 25.5 MM 648	24 610	46.25 1175	19.75 502	18.5 470	23.5-31.5 597-800	20 508	19 483				
			<b>RTA 1</b>		1 per carton									
 <p><b>Armless Height Adjustable Stool - Asphalt Base/Frame</b> COM: 1 YD   0.91 M Unit weight: 30 LB   13.6 KG Carton weight: 37 LB   16.78 KG Carton volume: 9.5 FT<sup>3</sup>   0.26 MT<sup>3</sup></p>	Ergonomic features: C, M	8458NAS	1238	1270	1297	1328	1379	1426	1473	1514	1565	1613	1678	1770
			<b>OVERALL DIMENSIONS</b>			<b>SEAT DIMENSIONS</b>			<b>BACK DIMENSIONS</b>					
			W	D	H	W	D	H	W	H				
			IN 22.5 MM 572	24 610	46.25 1175	19.75 502	18.5 470	23.5-31.5 597-800	20 508	19 483				
			<b>RTA 1</b>		1 per carton									

DESCRIPTION	FEATURES	MODEL #	STANDARD TEXTILE GRADES												
			1	2	3	4	5	6	7	8	9	10	11	12	
 <b>MB Tilter Chair - Alabaster Base/Frame</b> COM: 1 YD   0.91 M Unit weight: 26 LB   11.8 KG Carton weight: 33 LB   14.97 KG Carton volume: 9.5 FT³   0.26 MT³	Ergonomic features: C, M	<b>RTA 1</b>	 1 per carton	1196	1228	1255	1286	1337	1384	1431	1472	1523	1571	1636	1728
				<b>OVERALL DIMENSIONS</b>			<b>SEAT DIMENSIONS</b>			<b>BACK DIMENSIONS</b>					
				<b>W</b>	<b>D</b>	<b>H</b>	<b>W</b>	<b>D</b>	<b>H</b>	<b>W</b>	<b>H</b>				
				IN 25.5	24	39	19.75	18.5	18-22	20	19				
				MM 648	610	991	502	470	457-559	508	483				
 <b>Armless MB Tilter Chair - Alabaster Base/Frame</b> COM: 1 YD   0.91 M Unit weight: 25 LB   11.4 KG Carton weight: 32 LB   14.51 KG Carton volume: 9.5 FT³   0.26 MT³	Ergonomic features: C, M	<b>RTA 1</b>	 1 per carton	1094	1126	1153	1184	1235	1282	1329	1370	1421	1469	1534	1626
				<b>OVERALL DIMENSIONS</b>			<b>SEAT DIMENSIONS</b>			<b>BACK DIMENSIONS</b>					
				<b>W</b>	<b>D</b>	<b>H</b>	<b>W</b>	<b>D</b>	<b>H</b>	<b>W</b>	<b>H</b>				
				IN 22.5	24	39	19.75	18.5	18-22	20	19				
				MM 572	610	991	502	470	457-559	508	483				
 <b>Height Adjustable Stool - Alabaster Base/Frame</b> COM: 1 YD   0.91 M Unit weight: 31 LB   14.1 KG Carton weight: 38 LB   17.24 KG Carton volume: 9.5 FT³   0.26 MT³	Ergonomic features: C, M	<b>RTA 1</b>	 1 per carton	1374	1406	1433	1464	1515	1562	1609	1650	1701	1749	1814	1906
				<b>OVERALL DIMENSIONS</b>			<b>SEAT DIMENSIONS</b>			<b>BACK DIMENSIONS</b>					
				<b>W</b>	<b>D</b>	<b>H</b>	<b>W</b>	<b>D</b>	<b>H</b>	<b>W</b>	<b>H</b>				
				IN 25.5	24	46.25	19.75	18.5	23.5-31.5	20	19				
				MM 648	610	1175	502	470	597-800	508	483				
 <b>Armless Height Adjustable Stool - Alabaster Base/Frame</b> COM: 1 YD   0.91 M Unit weight: 30 LB   13.6 KG Carton weight: 37 LB   16.78 KG Carton volume: 9.5 FT³   0.26 MT³	Ergonomic features: C, M	<b>RTA 1</b>	 1 per carton	1271	1303	1330	1361	1412	1459	1506	1547	1598	1646	1711	1803
				<b>OVERALL DIMENSIONS</b>			<b>SEAT DIMENSIONS</b>			<b>BACK DIMENSIONS</b>					
				<b>W</b>	<b>D</b>	<b>H</b>	<b>W</b>	<b>D</b>	<b>H</b>	<b>W</b>	<b>H</b>				
				IN 22.5	24	46.25	19.75	18.5	23.5-31.5	20	19				
				MM 572	610	1175	502	470	597-800	508	483				



ROMA

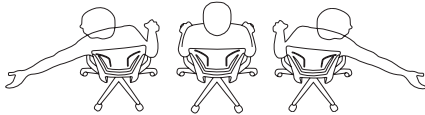


model 1906

model 1908



Optional RA Arms  
See right for details.



The polypropylene medium back and the upholstered medium back feature a flexible back construction that provides support, proper spinal alignment and comfort when moving or reaching in a seated position.

Roma Nesting Chairs




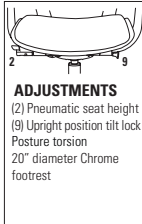


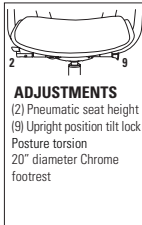

For Roma nesting chairs, please see page 176.

STANDARD FEATURES


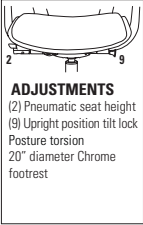


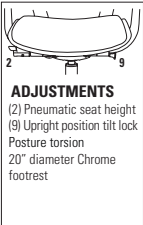


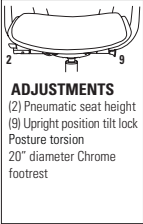


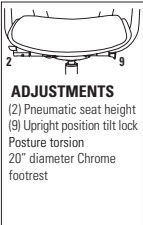


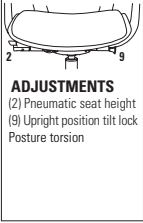

- Flexible, elegant and affordable, Roma offers a family of seating with simple clean lines.
- Roma features an exclusive chair control mechanism which allows the chair back and arms to recline together while the chair seat moves just enough to ensure comfort.
- The series includes nesting chairs, task seating and stools, with and without arms.
- Four back versions are available: mesh, upholstered, flexible polypropylene or honeycomb polypropylene.
- Flexible polypropylene back chair features a built in lumbar support designed to move as you move and is available exclusively in Black.
- The task chair upholstered back features a removable cover for on-site replacement and cleaning.
- Fixed arms are durable fiberglass reinforced nylon, fixed height. Standard with soft, durable, self-skinned urethane (SSU) armcaps that are warm to the touch.
- Standard with Global's high quality Soft Descent™ pneumatic lift which slowly and gently lowers the seat height of the chair making it easy to obtain the exact seat height you desire.
- Task chairs and stools are standard with a five prong, injection molded, fiberglass reinforced nylon Black spider base with dual wheel carpet casters (C1).
- Upholstery options: fabric, vinyl or leather. Vinyl and leather models may feature stitch detail across the seat and/or back cushions, if applicable.


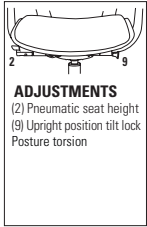


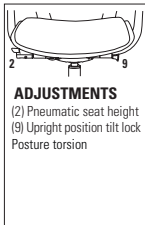


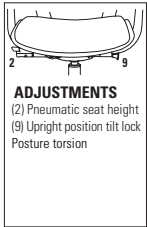


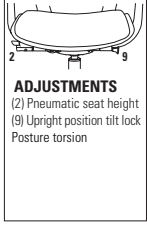


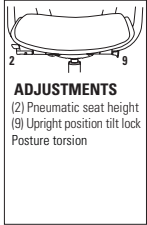

OPTIONAL FEATURES


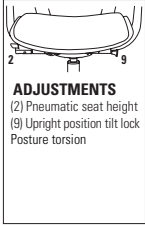


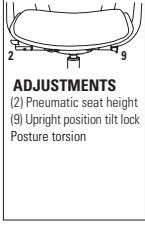



- Breathable mesh back is available in six colors: Autumn Orange (AO), Fall Burgundy (FB), Midnight Black (MB), Spring Green (SG), Summer Blue (SB) and Winter Grey (WG).
- Optional polished aluminum base is available, please specify (ALU). Add \$131.
- A height adjustable arm with a self-skinned urethane (SSU) arm pad is optionally available for task seating, please specify (RA). Add \$62.
- For hard surface flooring casters, please specify (CSR). Add \$21.
- For additional caster options, please refer to the Arm and Caster section (page 351). *Optional casters may be priced higher than the standard casters for your chair and the difference will be charged. Lower priced optional casters will not be credited.*

DESCRIPTION	FEATURES	MODEL #	STANDARD TEXTILE GRADES											
			1	2	3	4	5	6	7	8	9	10	11	12
 <p><b>Mesh MB - Armless Stool</b> COM: 1 YD   0.91 M Unit weight: 36 LB   16.4 KG Carton weight: 43 LB   19.5 KG Carton volume: 9.25 FT³   0.26 MT³</p>	 <p><b>ADJUSTMENTS</b> (2) Pneumatic seat height (9) Upright position tilt lock Posture torsion 20" diameter Chrome footrest</p> <p>Ergonomic features: B, C, G, M, N</p>	<b>1871</b>	827	859	886	917	968	1015	1062	1103	1154	1202	1267	1359
		<b>OVERALL DIMENSIONS</b>			<b>SEAT DIMENSIONS</b>			<b>BACK DIMENSIONS</b>						
		W	D	H	W	D	H	W	H					
		IN 19.5 MM 495	23.5 597	48 1219	19.5 495	18 457	24.5-34.5 622-876	18.5 470	19 483					
			<b>RTA 2</b>		1 per carton									
 <p><b>Polypropylene MB - Armless Stool</b> COM: 1 YD   0.91 M Unit weight: 36 LB   16.4 KG Carton weight: 43 LB   19.5 KG Carton volume: 9.25 FT³   0.26 MT³</p>	 <p><b>ADJUSTMENTS</b> (2) Pneumatic seat height (9) Upright position tilt lock Posture torsion 20" diameter Chrome footrest</p> <p>Ergonomic features: B, C, G, M, N</p>	<b>1872</b>	827	859	886	917	968	1015	1062	1103	1154	1202	1267	1359
		<b>OVERALL DIMENSIONS</b>			<b>SEAT DIMENSIONS</b>			<b>BACK DIMENSIONS</b>						
		W	D	H	W	D	H	W	H					
		IN 19.5 MM 495	23.5 597	48 1219	19.5 495	18 457	24.5-34.5 622-876	18.5 470	19 483					
			<b>RTA 2</b>		1 per carton									



DESCRIPTION	FEATURES	MODEL #	STANDARD TEXTILE GRADES														
			1	2	3	4	5	6	7	8	9	10	11	12			
 <p><b>Honeycomb MB - Armless Stool</b> COM: 1 YD   0.91 M Unit weight: 36 LB   16.4 KG Carton weight: 43 LB   19.5 KG Carton volume: 9.25 FT³   0.26 MT³</p>	 <p><b>ADJUSTMENTS</b> (2) Pneumatic seat height (9) Upright position tilt lock Posture torsion 20" diameter Chrome footrest</p>	<p>Ergonomic features: B, C, G, M, N</p>	<b>1874</b>	857	889	916	947	998	1045	1092	1133	1184	1232	1297	1389		
			<b>OVERALL DIMENSIONS</b>			<b>SEAT DIMENSIONS</b>			<b>BACK DIMENSIONS</b>								
			<b>W</b>	<b>D</b>	<b>H</b>	<b>W</b>	<b>D</b>	<b>H</b>	<b>W</b>	<b>H</b>							
			IN 19.5	23.5	48	19.5	18	24.5-34.5	18.5	19							
			MM 495	597	1219	495	457	622-876	470	483							
			<b>RTA 2</b>		1 per carton												
 <p><b>Mesh MB - Stool</b> COM: 1 YD   0.91 M Unit weight: 42 LB   19.1 KG Carton weight: 50 LB   22.68 KG Carton volume: 9.25 FT³   0.26 MT³</p>	 <p><b>ADJUSTMENTS</b> (2) Pneumatic seat height (9) Upright position tilt lock Posture torsion 20" diameter Chrome footrest</p>	<p>Ergonomic features: B, C, G, M, N</p>	<b>1876</b>	908	940	967	998	1049	1096	1143	1184	1235	1283	1348	1440		
			<b>OVERALL DIMENSIONS</b>			<b>SEAT DIMENSIONS</b>			<b>BACK DIMENSIONS</b>								
			<b>W</b>	<b>D</b>	<b>H</b>	<b>W</b>	<b>D</b>	<b>H</b>	<b>W</b>	<b>H</b>							
			IN 25.5	23.5	48	19.5	18	24.5-34.5	18.5	19							
			MM 648	597	1219	495	457	622-876	470	483							
			<b>RTA 2</b>		1 per carton												
 <p><b>Polypropylene MB - Stool</b> COM: 1 YD   1.6 M Unit weight: 42 LB   19.1 KG Carton weight: 50 LB   22.68 KG Carton volume: 9.25 FT³   0.26 MT³</p>	 <p><b>ADJUSTMENTS</b> (2) Pneumatic seat height (9) Upright position tilt lock Posture torsion 20" diameter Chrome footrest</p>	<p>Ergonomic features: B, C, G, M, N</p>	<b>1877</b>	908	940	967	998	1049	1096	1143	1184	1235	1283	1348	1440		
			<b>OVERALL DIMENSIONS</b>			<b>SEAT DIMENSIONS</b>			<b>BACK DIMENSIONS</b>								
			<b>W</b>	<b>D</b>	<b>H</b>	<b>W</b>	<b>D</b>	<b>H</b>	<b>W</b>	<b>H</b>							
			IN 25.5	23.5	48	19.5	18	24.5-34.5	18.5	19							
			MM 648	597	1219	495	457	622-876	470	483							
			<b>RTA 2</b>		1 per carton												
 <p><b>Honeycomb MB - Stool</b> COM: 1 YD   0.91 M Unit weight: 42 LB   19.1 KG Carton weight: 50 LB   22.68 KG Carton volume: 9.25 FT³   0.26 MT³</p>	 <p><b>ADJUSTMENTS</b> (2) Pneumatic seat height (9) Upright position tilt lock Posture torsion 20" diameter Chrome footrest</p>	<p>Ergonomic features: B, C, G, M, N</p>	<b>1879</b>	938	970	997	1028	1079	1126	1173	1214	1265	1313	1378	1470		
			<b>OVERALL DIMENSIONS</b>			<b>SEAT DIMENSIONS</b>			<b>BACK DIMENSIONS</b>								
			<b>W</b>	<b>D</b>	<b>H</b>	<b>W</b>	<b>D</b>	<b>H</b>	<b>W</b>	<b>H</b>							
			IN 25.5	23.5	48	19.5	18	24.5-34.5	18.5	19							
			MM 648	597	1219	495	457	622-876	470	483							
			<b>RTA 2</b>		1 per carton												
 <p><b>Honeycomb MB - Armless</b> COM: 1 YD   0.91 M Unit weight: 31 LB   14.1 KG Carton weight: 38 LB   17.24 KG Carton volume: 9.25 FT³   0.26 MT³</p>	 <p><b>ADJUSTMENTS</b> (2) Pneumatic seat height (9) Upright position tilt lock Posture torsion</p>	<p>Ergonomic features: B, C, G, M, N</p>	<b>1896</b>	749	781	808	839	890	937	984	1025	1076	1124	1189	1281		
			<b>OVERALL DIMENSIONS</b>			<b>SEAT DIMENSIONS</b>			<b>BACK DIMENSIONS</b>								
			<b>W</b>	<b>D</b>	<b>H</b>	<b>W</b>	<b>D</b>	<b>H</b>	<b>W</b>	<b>H</b>							
			IN 19.5	23.5	38	19.5	18	15-19	18.5	19							
			MM 495	597	965	495	457	381-483	470	483							
			<b>RTA 2</b>		1 per carton												

DESCRIPTION	FEATURES	MODEL #	STANDARD TEXTILE GRADES												
			1	2	3	4	5	6	7	8	9	10	11	12	
 <p><b>Honeycomb MB - w/Arms</b> COM: 1 YD   0.91 M Unit weight: 37 LB   16.8 KG Carton weight: 45 LB   20.41 KG Carton volume: 9.25 FT³   0.26 MT³</p>	 <p><b>ADJUSTMENTS</b> (2) Pneumatic seat height (9) Upright position tilt lock Posture torsion</p>	<p>Ergonomic features: B, C, G, M, N</p>	<b>1897</b>	828	860	887	918	969	1016	1063	1104	1155	1203	1268	1360
			<b>OVERALL DIMENSIONS</b>			<b>SEAT DIMENSIONS</b>			<b>BACK DIMENSIONS</b>						
			<b>W</b>	<b>D</b>	<b>H</b>	<b>W</b>	<b>D</b>	<b>H</b>	<b>W</b>		<b>H</b>				
			IN 25.5	23.5	38	19.5	18	15-19	18.5		19				
			MM 648	597	965	495	457	381-483	470		483				
			<b>RTA 2</b>		1 per carton										
 <p><b>Mesh MB - Armless</b> COM: 1 YD   0.91 M Unit weight: 31 LB   14.1 KG Carton weight: 38 LB   17.24 KG Carton volume: 9.25 FT³   0.26 MT³</p>	 <p><b>ADJUSTMENTS</b> (2) Pneumatic seat height (9) Upright position tilt lock Posture torsion</p>	<p>Ergonomic features: B, C, G, M, N</p>	<b>1901</b>	716	748	775	806	857	904	951	992	1043	1091	1156	1248
			<b>OVERALL DIMENSIONS</b>			<b>SEAT DIMENSIONS</b>			<b>BACK DIMENSIONS</b>						
			<b>W</b>	<b>D</b>	<b>H</b>	<b>W</b>	<b>D</b>	<b>H</b>	<b>W</b>		<b>H</b>				
			IN 19.5	23.5	36.25	19.5	18	15-19	18.5		19				
			MM 495	597	921	495	457	381-483	470		483				
			<b>RTA 2</b>		1 per carton										
 <p><b>Polypropylene MB - Armless</b> COM: 1 YD   0.91 M Unit weight: 31 LB   14.1 KG Carton weight: 38 LB   17.24 KG Carton volume: 9.25 FT³   0.26 MT³</p>	 <p><b>ADJUSTMENTS</b> (2) Pneumatic seat height (9) Upright position tilt lock Posture torsion</p>	<p>Ergonomic features: B, C, G, M, N</p>	<b>1902</b>	716	748	775	806	857	904	951	992	1043	1091	1156	1248
			<b>OVERALL DIMENSIONS</b>			<b>SEAT DIMENSIONS</b>			<b>BACK DIMENSIONS</b>						
			<b>W</b>	<b>D</b>	<b>H</b>	<b>W</b>	<b>D</b>	<b>H</b>	<b>W</b>		<b>H</b>				
			IN 19.5	23.5	36.25	19.5	18	15-19	18.5		19				
			MM 495	597	921	495	457	381-483	470		483				
			<b>RTA 2</b>		1 per carton										
 <p><b>Upholstered MB - Armless</b> COM: 1.75 YD   1.6 M Unit weight: 31 LB   14.1 KG Carton weight: 38 LB   17.24 KG Carton volume: 9.25 FT³   0.26 MT³</p>	 <p><b>ADJUSTMENTS</b> (2) Pneumatic seat height (9) Upright position tilt lock Posture torsion</p>	<p>Ergonomic features: B, C, G, M, N</p>	<b>1903</b>	799	855	902	957	1046	1128	1210	1282	1371	1455	1569	1730
			<b>OVERALL DIMENSIONS</b>			<b>SEAT DIMENSIONS</b>			<b>BACK DIMENSIONS</b>						
			<b>W</b>	<b>D</b>	<b>H</b>	<b>W</b>	<b>D</b>	<b>H</b>	<b>W</b>		<b>H</b>				
			IN 19.5	23.5	36.25	19.5	18	15-19	18.5		19				
			MM 495	597	921	495	457	381-483	470		483				
			<b>RTA 2</b>		1 per carton										
 <p><b>Mesh MB - w/Arms</b> COM: 1 YD   0.91 M Unit weight: 37 LB   16.8 KG Carton weight: 45 LB   20.41 KG Carton volume: 9.25 FT³   0.26 MT³</p>	 <p><b>ADJUSTMENTS</b> (2) Pneumatic seat height (9) Upright position tilt lock Posture torsion</p>	<p>Ergonomic features: B, C, G, M, N</p>	<b>1906</b>	799	831	858	889	940	987	1034	1075	1126	1174	1239	1331
			<b>OVERALL DIMENSIONS</b>			<b>SEAT DIMENSIONS</b>			<b>BACK DIMENSIONS</b>						
			<b>W</b>	<b>D</b>	<b>H</b>	<b>W</b>	<b>D</b>	<b>H</b>	<b>W</b>		<b>H</b>				
			IN 25.5	23.5	36.25	19.5	18	15-19	18.5		19				
			MM 648	597	921	495	457	381-483	470		483				
			<b>RTA 2</b>		1 per carton										

DESCRIPTION	FEATURES	MODEL #	STANDARD TEXTILE GRADES													
			1	2	3	4	5	6	7	8	9	10	11	12		
 <p><b>Polypropylene MB - w/Arms</b>                      COM: 1 YD   0.91 M                      Unit weight: 37 LB   16.8 KG                      Carton weight: 45 LB   20.41 KG                      Carton volume: 9.25 FT³   0.26 MT³</p>	 <p><b>ADJUSTMENTS</b>                      (2) Pneumatic seat height                      (9) Upright position tilt lock                      Posture torsion</p> <p>Ergonomic features:                      B, C, G, M, N</p>	<b>1907</b>	799	831	858	889	940	987	1034	1075	1126	1174	1239	1331		
		<b>OVERALL DIMENSIONS</b>			<b>SEAT DIMENSIONS</b>			<b>BACK DIMENSIONS</b>								
		<b>W</b>	<b>D</b>	<b>H</b>	<b>W</b>	<b>D</b>	<b>H</b>	<b>W</b>		<b>H</b>						
		IN 25.5	23.5	36.25	19.5	18	15-19	18.5		19						
		MM 648	597	921	495	457	381-483	470		483						
		<b>RTA 2</b>		1 per carton												
 <p><b>Upholstered MB - w/Arms</b>                      COM: 1.75 YD   1.6 M                      Unit weight: 37 LB   16.8 KG                      Carton weight: 45 LB   20.41 KG                      Carton volume: 9.25 FT³   0.26 MT³</p>	 <p><b>ADJUSTMENTS</b>                      (2) Pneumatic seat height                      (9) Upright position tilt lock                      Posture torsion</p> <p>Ergonomic features:                      B, C, G, M, N</p>	<b>1908</b>	855	911	958	1013	1102	1184	1266	1338	1427	1511	1625	1786		
		<b>OVERALL DIMENSIONS</b>			<b>SEAT DIMENSIONS</b>			<b>BACK DIMENSIONS</b>								
		<b>W</b>	<b>D</b>	<b>H</b>	<b>W</b>	<b>D</b>	<b>H</b>	<b>W</b>		<b>H</b>						
		IN 25.5	23.5	36.25	19.5	18	15-19	18.5		19						
		MM 648	597	921	495	457	381-483	470		483						
		<b>RTA 2</b>		1 per carton												
 <p><b>Upholstered Back Pad</b>                      COM: 1 YD   0.91 M                      Unit weight: 1 LB   0.5 KG                      Carton weight: 1.5 LB   0.68 KG                      Carton volume: 1.1 FT³   0.03 MT³</p>		<b>1909</b>	96	128	155	186	237	284	331	372	423	471	536	628		
		<b>OVERALL DIMENSIONS</b>			<b>SEAT DIMENSIONS</b>			<b>BACK DIMENSIONS</b>								
		<b>W</b>	<b>D</b>	<b>H</b>	<b>W</b>	<b>D</b>	<b>H</b>	<b>W</b>		<b>H</b>						
		IN 20.5	19	0.38	-	-	-	-		-						
		MM 521	483	10	-	-	-	-		-						
		<b>RTA 00</b>		1 per carton												

SCORE



model 2311







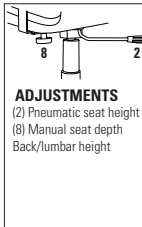


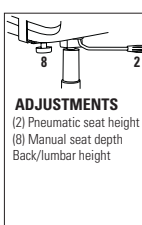


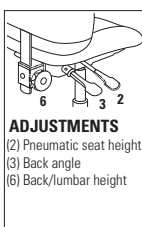

model 2315


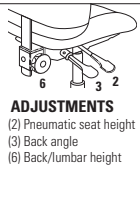


STANDARD FEATURES

- Comfortable and affordable task seating with built-in lumbar support.
- Five prong, injection molded, fiberglass reinforced nylon Black base with dual wheel carpet casters (C65).
- Base and frame available in Black only.
- Standard with adjustable height T-arms with concave shaped urethane armcaps (3M) in Black only.
- Upholstery options: fabric or vinyl only. Vinyl models may feature stitch detail across the seat and/or back cushions, if applicable.

OPTIONAL FEATURES

- For hard surface flooring casters, please specify (C65R). Add \$21.
- Vari-Width (WA) width adjustable arm extensions are optional when chair is ordered with adjustable arms. Allows the arms to move away from the seat by 2" on each side to allow space if desired for broader hip widths. Add \$84.
- For additional arm/caster options, please refer to the Arm and Caster section (page 351). *Optional casters may be priced higher than the standard casters for your chair and the difference will be charged. Lower priced optional casters will not be credited.*

DESCRIPTION	FEATURES	MODEL #	STANDARD TEXTILE GRADES											
			1	2	3	4	5	6	7	8	9	10	11	12
 <p><b>LB Tilter w/Arms</b> COM: 1.25 YD   1.14 M Unit weight: 35 LB   15.9 KG Carton weight: 39 LB   17.69 KG Carton volume: 10.75 FT<sup>3</sup>   0.3 MT<sup>3</sup></p>	 <p><b>ADJUSTMENTS</b> (1) Tilt tension (2) Pneumatic seat height (8) Manual seat depth (9) Upright position tilt lock Center tilt action</p>	<b>2311</b>	502	542	576	615	678	737	796	847	911	971	1052	1167
		<b>OVERALL DIMENSIONS</b>			<b>SEAT DIMENSIONS</b>			<b>BACK DIMENSIONS</b>						
		<b>W</b>	<b>D</b>	<b>H</b>	<b>W</b>	<b>D</b>	<b>H</b>	<b>W</b>		<b>H</b>				
		IN 25.5 MM 648	22.5 572	36 914	20 508	18.5 470	15.5-20.5 394-521	18 457		18 457				
			<b>RTA 1</b>		1 per carton									
 <p><b>LB Task Armless</b> COM: 1.25 YD   1.14 M Unit weight: 25 LB   11.4 KG Carton weight: 30 LB   13.61 KG Carton volume: 4.9 FT<sup>3</sup>   0.13 MT<sup>3</sup></p>	 <p><b>ADJUSTMENTS</b> (2) Pneumatic seat height (8) Manual seat depth Back/lumbar height</p>	<b>2312</b>	290	330	364	403	466	525	584	635	699	759	840	955
		<b>OVERALL DIMENSIONS</b>			<b>SEAT DIMENSIONS</b>			<b>BACK DIMENSIONS</b>						
		<b>W</b>	<b>D</b>	<b>H</b>	<b>W</b>	<b>D</b>	<b>H</b>	<b>W</b>		<b>H</b>				
		IN 20.5 MM 521	22.5 572	36 914	20 508	17-18.5 432-470	15.5-20.5 394-521	18 457		17.5-19 445-483				
			<b>RTA 2</b>		1 per carton									
 <p><b>LB Task w/Arms</b> COM: 1.25 YD   1.14 M Unit weight: 30 LB   13.6 KG Carton weight: 35 LB   15.88 KG Carton volume: 4.9 FT<sup>3</sup>   0.13 MT<sup>3</sup></p>	 <p><b>ADJUSTMENTS</b> (2) Pneumatic seat height (8) Manual seat depth Back/lumbar height</p>	<b>2314</b>	365	405	439	478	541	600	659	710	774	834	915	1030
		<b>OVERALL DIMENSIONS</b>			<b>SEAT DIMENSIONS</b>			<b>BACK DIMENSIONS</b>						
		<b>W</b>	<b>D</b>	<b>H</b>	<b>W</b>	<b>D</b>	<b>H</b>	<b>W</b>		<b>H</b>				
		IN 25 MM 635	22.5 572	36 914	20 508	17-18.5 432-470	15.5-20.5 394-521	18 457		17.5-19 445-483				
			<b>RTA 2</b>		1 per carton									
 <p><b>LB Posture Task Armless</b> COM: 1.25 YD   1.14 M Unit weight: 24 LB   10.9 KG Carton weight: 29 LB   13.15 KG Carton volume: 4.9 FT<sup>3</sup>   0.13 MT<sup>3</sup></p>	 <p><b>ADJUSTMENTS</b> (2) Pneumatic seat height (3) Back angle (6) Back/lumbar height</p>	<b>2315</b>	383	423	457	496	559	618	677	728	792	852	933	1048
		<b>OVERALL DIMENSIONS</b>			<b>SEAT DIMENSIONS</b>			<b>BACK DIMENSIONS</b>						
		<b>W</b>	<b>D</b>	<b>H</b>	<b>W</b>	<b>D</b>	<b>H</b>	<b>W</b>		<b>H</b>				
		IN 20.5 MM 521	22.5 572	36 914	20 508	16.5 419	15.5-20.5 394-521	18 457		15-19 381-483				
			<b>RTA 2</b>		1 per carton									

DESCRIPTION	FEATURES	MODEL #	STANDARD TEXTILE GRADES													
			1	2	3	4	5	6	7	8	9	10	11	12		
 <p><b>LB Posture Task w/Arms</b>                      COM: 1.25 YD   1.14 M                      Unit weight: 32 LB   14.5 KG                      Carton weight: 36 LB   16.33 KG                      Carton volume: 5.75 FT³   0.16 M³</p>	 <p><b>ADJUSTMENTS</b>                      (2) Pneumatic seat height                      (3) Back angle                      (6) Back/lumbar height</p> <p>Ergonomic features:                      C, D, G, H, M, N</p>	<b>2317</b>	456	496	530	569	632	691	750	801	865	925	1006	1121		
			OVERALL DIMENSIONS			SEAT DIMENSIONS			BACK DIMENSIONS							
			W	D	H	W	D	H	W	H						
			IN 25.5	22.5	36	20	16.5	15.5-20.5	18	15-19						
			MM 648	572	914	508	419	394-521	457	381-483						
				1 per carton												

SOLAR



model 8456

model 8457



model 8456NA





model 8457NA









STANDARD FEATURES

- A sophisticated and versatile mesh seating solution for conference and collaborative environments. Designed by Paul Brooks.
- One-piece molded frame is extremely light (chair weighs 24 lbs./10.9 kg) and exceeds BIFMA standard for commercial applications.
- Cascading forward seat surface and reverse edge profile provide better leg clearance and comfort.
- Integrated seat height adjustment lever is intuitive and easy to use.
- The under seat structure maintains the seamless and fluid aesthetic that defines Solar.
- All bases are standard with Black C1 dual wheel carpet casters.

OPTIONAL FEATURES

- Mesh is available in Midnight (MDN), Storm (STM) and Dove (DVE).
- Polished aluminum base is available, please specify (PA). Add \$175.
- Alabaster (AE) base can be ordered on Asphalt (BK) frame, please specify. Add \$35.
- Asphalt (APT) base can be ordered on Alabaster (ABR) frame, please specify. No upcharge.
- For hard surface Black glides, please specify (HG). Add \$49.
- For hard surface flooring casters C9R, please specify (ID). Add \$21.

DESCRIPTION	FEATURES	MODEL #	STANDARD TEXTILE GRADES						
 <p><b>MB Mesh Tilter - Asphalt Base/Frame</b> COM: N/A Unit weight: 20 LB   9.1 KG Carton weight: 27 LB   12.25 KG Carton volume: 9.5 FT<sup>3</sup>   0.26 MT<sup>3</sup></p>	Ergonomic features: C, M	List price							
		8456	964						
		OVERALL DIMENSIONS			SEAT DIMENSIONS			BACK DIMENSIONS	
		IN	23.5	23	37.5	19.25	17	16-20	19
MM	597	584	953	489	432	406-508	483	483	
		RTA 1	courier	1 per carton					
 <p><b>MB Mesh Tilter - Alabaster Base/Frame</b> COM: N/A Unit weight: 20 LB   9.1 KG Carton weight: 27 LB   12.25 KG Carton volume: 9.5 FT<sup>3</sup>   0.26 MT<sup>3</sup></p>	Ergonomic features: C, M	List price							
		8457	1068						
		OVERALL DIMENSIONS			SEAT DIMENSIONS			BACK DIMENSIONS	
		IN	23.5	23	37.5	19.25	17	16-20	19
MM	597	584	953	489	432	406-508	483	483	
		RTA 1	courier	1 per carton					
 <p><b>MB Mesh Stool - Asphalt Base/Frame</b> COM: N/A Unit weight: 24 LB   10.9 KG Carton weight: 31 LB   14.06 KG Carton volume: 9.5 FT<sup>3</sup>   0.26 MT<sup>3</sup></p>	Ergonomic features: C, M	List price							
		8456S	1114						
		OVERALL DIMENSIONS			SEAT DIMENSIONS			BACK DIMENSIONS	
		IN	23.5	23	46	19.25	17	23-31	19
MM	597	584	1168	489	432	584-787	483	483	
		RTA 1	courier	1 per carton					
 <p><b>MB Mesh Stool - Alabaster Base/Frame</b> COM: N/A Unit weight: 24 LB   10.9 KG Carton weight: 31 LB   14.06 KG Carton volume: 9.5 FT<sup>3</sup>   0.26 MT<sup>3</sup></p>	Ergonomic features: C, M	List price							
		8457S	1213						
		OVERALL DIMENSIONS			SEAT DIMENSIONS			BACK DIMENSIONS	
		IN	23.5	23	46	19.25	17	23-31	19
MM	597	584	1168	489	432	584-787	483	483	
		RTA 1	courier	1 per carton					

DESCRIPTION	FEATURES	MODEL #	STANDARD TEXTILE GRADES						
 <p><b>MB Mesh Tilter - Asphalt Base/Frame</b> COM: N/A Unit weight: 18 LB   8.2 KG Carton weight: 25 LB   11.34 KG Carton volume: 9.5 FT<sup>3</sup>   0.26 MT<sup>3</sup></p>	Ergonomic features: C, M	List price							
		8456NA	916						
		OVERALL DIMENSIONS			SEAT DIMENSIONS			BACK DIMENSIONS	
		W	D	H	W	D	H	W	H
IN 19.25	23	37.5	19.25	17	16-20	19	19		
MM 489	584	953	489	432	406-508	483	483		
		RTA 1		1 per carton					
 <p><b>MB Mesh Tilter - Alabaster Base/Frame</b> COM: N/A Unit weight: 18 LB   8.2 KG Carton weight: 25 LB   11.34 KG Carton volume: 9.5 FT<sup>3</sup>   0.26 MT<sup>3</sup></p>	Ergonomic features: C, M	List price							
		8457NA	1014						
		OVERALL DIMENSIONS			SEAT DIMENSIONS			BACK DIMENSIONS	
		W	D	H	W	D	H	W	H
IN 19.25	23	37.5	19.25	17	16-20	19	19		
MM 489	584	953	489	432	406-508	483	483		
		RTA 1		1 per carton					
 <p><b>MB Mesh Stool - Asphalt Base/Frame</b> COM: N/A Unit weight: 22 LB   10 KG Carton weight: 29 LB   13.15 KG Carton volume: 9.5 FT<sup>3</sup>   0.26 MT<sup>3</sup></p>	Ergonomic features: C, M	List price							
		8456SNA	1058						
		OVERALL DIMENSIONS			SEAT DIMENSIONS			BACK DIMENSIONS	
		W	D	H	W	D	H	W	H
IN 19.25	23	46	19.25	17	23-31	19	19		
MM 489	584	1168	489	432	584-787	483	483		
		RTA 1		1 per carton					
 <p><b>MB Mesh Stool - Alabaster Base/Frame</b> COM: N/A Unit weight: 22 LB   10 KG Carton weight: 29 LB   13.15 KG Carton volume: 9.5 FT<sup>3</sup>   0.26 MT<sup>3</sup></p>	Ergonomic features: C, M	List price							
		8457SNA	1153						
		OVERALL DIMENSIONS			SEAT DIMENSIONS			BACK DIMENSIONS	
		W	D	H	W	D	H	W	H
IN 19.25	23	46	19.25	17	23-31	19	19		
MM 489	584	1168	489	432	584-787	483	483		
		RTA 1		1 per carton					

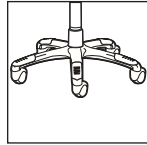
SOLO



model 5227



model 5226 (TTU)






Optional ALU Base  
See right for details.

STANDARD FEATURES

- Contoured seat and back, waterfall seat edge and self-skinned urethane (SSU) armcaps provide extended comfort.
- All models (except armchairs and side chairs) are standard with a five prong, injection molded base with dual wheel carpet casters (C65).
- Seat frame and arm frame are standard in Black.
- Ganging clamp 5233 used for models 5225 and 5226 sled base models.
- Armchair models are standard with Black glides.
- Solo models 5225, 5227 and 5228 are standard with (SSU) armcaps.
- Upholstery options: fabric or vinyl only. Vinyl models may feature stitch detail across the seat and/or back cushions, if applicable.

OPTIONAL FEATURES

- There are no arm options for this series.
- Frame is optional on armchair and side chair (models 5225 and 5226) in a Tungsten (TTU) finish. No upcharge.
- Polished aluminum base with Black end guards (B2) is available, please specify (ALU). Add \$131.
- Chrome finish available on guest seating models 5225 and 5226. Add 10% of opening published grade price.
- Optional abrasion resistant outer back fabric (polyester) is available. Resistant to impact damage. Available in Black only. Please specify (BKB). Add \$9.
- Available with back edge vinyl bumper guard option (EG). Add \$22.
- For hard surface floors, please specify opaque non-marking glide (NM). No upcharge.
- For hard surface flooring casters, please specify (C65R). Add \$21.
- For additional caster options, please refer to the Arm and Caster section (page 351). *Optional casters may be priced higher than the standard casters for your chair and the difference will be charged. Lower priced optional casters will not be credited.*

DESCRIPTION	FEATURES	MODEL #	STANDARD TEXTILE GRADES													
			1	2	3	4	5	6	7	8	9	10	11	12		
 <p><b>Armchair</b> COM: 1.25 YD   1.14 M Unit weight: 21 LB   9.5 KG Carton weight: 26.5 LB   12.02 KG Carton volume: 24 FT³   0.67 MT³</p>	Ergonomic features: M, N	5225	328	368	402	441	504	563	622	673	737	797	878	993		
			<b>OVERALL DIMENSIONS</b>			<b>SEAT DIMENSIONS</b>			<b>BACK DIMENSIONS</b>							
			<b>W</b>	<b>D</b>	<b>H</b>	<b>W</b>	<b>D</b>	<b>H</b>	<b>W</b>	<b>H</b>						
			IN 24	25	34	21.5	18	17	21	17.5						
MM 610	635	864	546	457	432	533	445									
		RTA 00	2 per carton (pricing and specifications are for one chair)													
 <p><b>Side Chair</b> COM: 1.25 YD   1.14 M Unit weight: 17 LB   7.7 KG Carton weight: 22 LB   9.98 KG Carton volume: 20.75 FT³   0.58 MT³</p>	Ergonomic features: M, N	5226	268	308	342	381	444	503	562	613	677	737	818	933		
			<b>OVERALL DIMENSIONS</b>			<b>SEAT DIMENSIONS</b>			<b>BACK DIMENSIONS</b>							
			<b>W</b>	<b>D</b>	<b>H</b>	<b>W</b>	<b>D</b>	<b>H</b>	<b>W</b>	<b>H</b>						
			IN 22	25.5	34	21.5	18	17	21	17.5						
MM 559	648	864	546	457	432	533	445									
		RTA 00	2 per carton (pricing and specifications are for one chair)													
 <p><b>Ganging Clamps - Set of 2</b> COM: N/A Unit weight: 0.09 LB   0.04 KG Carton weight: 0.2 LB   0.09 KG Carton volume: 1 FT³   0.02 MT³</p>		List price														
		5233	15													
		<b>OVERALL DIMENSIONS</b>			<b>SEAT DIMENSIONS</b>			<b>BACK DIMENSIONS</b>								
		<b>W</b>	<b>D</b>	<b>H</b>	<b>W</b>	<b>D</b>	<b>H</b>	<b>W</b>	<b>H</b>							
IN 0.87	7.75	1.5	-	-	-	-	-									
MM 22	197	38	-	-	-	-	-									
		RTA 00	courier Pricing is for the set, specifications are for one clamp													

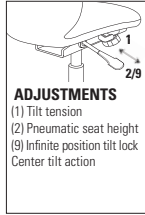


DESCRIPTION FEATURES MODEL # STANDARD TEXTILE GRADES



**HB Tilter**

COM: 1.5 YD | 1.37 M  
 Unit weight: 32 LB | 14.5 KG  
 Carton weight: 37.5 LB | 17.01 KG  
 Carton volume: 22.5 FT³ | 0.63 MT³



**ADJUSTMENTS**  
 (1) Tilt tension  
 (2) Pneumatic seat height  
 (9) Infinite position tilt lock  
 Center tilt action

Ergonomic features:  
 A, B, C, M, N, S

MODEL #	1	2	3	4	5	6	7	8	9	10	11	12
5227	468	516	557	603	680	750	821	882	959	1031	1128	1266

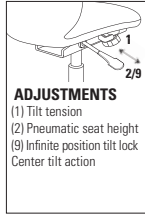
	OVERALL DIMENSIONS			SEAT DIMENSIONS			BACK DIMENSIONS	
	W	D	H	W	D	H	W	H
IN	24	25.5	38	21.5	18	16-20	21	20
MM	610	648	965	546	457	406-508	533	508

**RTA 00** 2 per carton (pricing and specifications are for one chair)



**LB Tilter**

COM: 1.25 YD | 1.14 M  
 Unit weight: 29 LB | 13.2 KG  
 Carton weight: 34.5 LB | 15.65 KG  
 Carton volume: 22.5 FT³ | 0.63 MT³



**ADJUSTMENTS**  
 (1) Tilt tension  
 (2) Pneumatic seat height  
 (9) Infinite position tilt lock  
 Center tilt action

Ergonomic features:  
 A, B, C, M, N, S

MODEL #	1	2	3	4	5	6	7	8	9	10	11	12
5228	427	467	501	540	603	662	721	772	836	896	977	1092

	OVERALL DIMENSIONS			SEAT DIMENSIONS			BACK DIMENSIONS	
	W	D	H	W	D	H	W	H
IN	24	24.5	34	21.5	18	16-20	21	16
MM	610	622	864	546	457	406-508	533	406

**RTA 00** 2 per carton (pricing and specifications are for one chair)

SORA



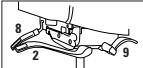
model 6941-8



model 6942-8

MECHANISM:

Weight sensing synchro-tilter mechanism (-8)



ADJUSTMENTS

- Automatic tilt tension
- (2) Pneumatic seat height
- Back/lumbar height
- (8) Sliding seat depth
- (9) Multi position tilt lock

Ergonomic features:

B, C, D, E, H, L, M, N, Q, R, U, V

STANDARD FEATURES

- Designed in three seat sizes and two back heights to accommodate many body shapes.
- The upper back shape encourages free lateral movement.
- Features a weight sensing synchro-tilter mechanism (8) that requires no tilt tension adjustment.
- Side activated sliding seat depth adjustment (MD).
- 4.4" adjustable lumbar area for personalized comfort and support is standard.
- Standard with Global's high quality Soft Descent™ 4" travel pneumatic lift which slowly and gently lowers the seat height of the chair making it easy to obtain the exact seat height you desire.
- 4.5" travel height adjustable arms.
- Five prong, injection molded, fiberglass reinforced nylon base with dual wheel casters.
- Sora is fully compliant with the latest BIFMA G1, GSA and CGSB specifications.
- Frame is only available in Black.
- Upholstery options: fabric, vinyl or leather. Vinyl and leather models may feature stitch detail across the seat and/or back cushions, if applicable.

OPTIONAL FEATURES

- Height (E2), height and width adjustable (E3), and fully ergonomic arms (E4) are available.
- Fully ergonomic arms (E4) are height and width (1.4" travel) adjustable arms with sliding armcaps. Sliding armcaps travel 1" in width and 2" in depth, and articulate 20° inwards and 10° outwards to aim toward the keyboard or mouse area.
- Mesh backs are available in 24 brilliant Vue colors.

Please add option codes in the following order:

- **Model number**  
6941 High back  
6942 Medium back
- **Textile**  
Specify textile code for seat.
- **Mechanism**  
(8) Weight sensing synchro-tilter.
- **Arms**  
(E2) Height adjustable arms. No upcharge.  
(E3) Height and width adjustable arms. Add \$46.  
(E4) Fully ergonomic arms. Add \$131.
- **Base**  
(B7) Black nylon base. No upcharge.  
(A7) Polished aluminum base. Add \$131.
- **Casters**  
(82) C82 dual wheel carpet casters. No upcharge.  
(8R) C82R dual wheel hard floor casters. Add \$21.
- **Mesh** (colors shown on website)
 



(VU10) Sandy Beach	(VU23) Chartreuse
(VU11) Desert Sand	(VU26) Pool Blue
(VU12) Orange Sunset	(VU28) Sky
(VU13) Chocolate Fountain	(VU32) Primary Blue
(VU14) Arctic Blue	(VU34) Tangerine
(VU15) Quarry Grey	(VU37) Paprika
(VU16) Tidal Wave	(VU40) Grain
(VU17) Ivy Moss	(VU43) Yellow
(VU18) Red Rose	(VU55) Silver Grey
(VU19) Coal Black	(VU63) Silver
(VU20) White	(VU65) Hot Pink
(VU21) Lime	(VU70) Red Mittens
- **Seat Size**  
(P) Petite seat, 17" wide.  
(S) Standard seat, 18.5" wide.  
(G) Generous seat, 19.5" wide.
- **Cylinder**  
(4L) Standard (4"). No upcharge.  
(5L) High (5"). Seat height: 17.5" - 22.5". No upcharge.  
(4S) Short (4"). Seat height: 14.8" - 18.7". Seat height range achieved using (C1) casters. No upcharge.

EXAMPLE SORA ORDER CODE

6942	-HD08	-8	-E4	-A7	-82	-VU32	-S	-4L
Model #	Textile	Mechanism	Arm	Base	Casters	Mesh	Seat	Cylinder

Sora recommended dimensional information: based on measurements with weight sensing synchro-tilter mechanism				
	Distance between arms (pivot not included)	Standard arm height	Seat depth range	Standard seat height
<b>Petite seat (P)</b>	14.7" - 17.5" = 2.8" adjustment	7" - 11.5" 176mm - 297mm	15.5" - 18.5" 394mm - 470mm	16.1" - 20.1" 410mm - 511mm
Soft Descent 4" lift & (E4) arm	373mm - 443mm = 70mm adjustment		16.5" - 19.5" 420mm - 495mm	
<b>Standard seat (S)</b>	16.2" - 19" = 2.8" adjustment		17.5" - 19.75" 444mm - 502mm	
Soft Descent 4" lift & (E4) arm	414mm - 484mm = 70mm adjustment			
<b>Generous seat (G)</b>	17.2" - 20" = 2.8" adjustment			
Soft Descent 4" lift & (E4) arm	437mm - 507mm = 70mm adjustment			

Measurements shown are measured to the requirements of BIFMA G1-2013 / CGSB 44.232-2008.

DESCRIPTION	FEATURES	MODEL #	STANDARD TEXTILE GRADES											
			1	2	3	4	5	6	7	8	9	10	11	12
 <p><b>HB Weight Sensing Synchro-Tilter</b>                      COM: 1 YD   0.91 M                      Unit weight: 48 LB   21.8 KG                      Carton weight: 59 LB   26.76 KG                      Carton volume: 22.5 FT³   0.63 MT³</p>		<b>6941</b>	1086	1118	1145	1176	1227	1274	1321	1362	1413	1461	1526	1618
			<b>OVERALL DIMENSIONS</b>			<b>SEAT DIMENSIONS</b>			<b>BACK DIMENSIONS</b>					
				<b>W</b>	<b>D</b>	<b>H</b>	<b>W</b>	<b>D</b>	<b>H</b>	<b>W</b>	<b>H</b>			
				IN 25	24	42.5	18.5	16.5-19.5	16.1-20.1	18	26			
				MM 635	610	1080	470	419-495	409-511	457	660			
			<b>RTA 00</b>	1 per carton										
 <p><b>MB Weight Sensing Synchro-Tilter</b>                      COM: 1 YD   0.91 M                      Unit weight: 46 LB   20.9 K                      Carton weight: 57 LB   25.85 KG                      Carton volume: 22.5 FT³   0.63 MT³</p>		<b>6942</b>	1060	1092	1119	1150	1201	1248	1295	1336	1387	1435	1500	1592
			<b>OVERALL DIMENSIONS</b>			<b>SEAT DIMENSIONS</b>			<b>BACK DIMENSIONS</b>					
				<b>W</b>	<b>D</b>	<b>H</b>	<b>W</b>	<b>D</b>	<b>H</b>	<b>W</b>	<b>H</b>			
				IN 25	24	40.5	18.5	16.5-19.5	16.1-20.1	18	24			
				MM 635	610	1029	470	419-495	409-511	457	610			
			<b>RTA 00</b>	1 per carton										

STREAM



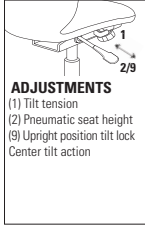
model 2073APP



model 2074AUU

MECHANISM OPTIONS:

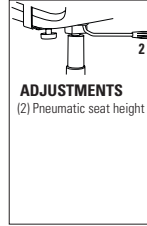
Tilter mechanism (chair)



**ADJUSTMENTS**  
 (1) Tilt tension  
 (2) Pneumatic seat height  
 (9) Upright position tilt lock  
 Center tilt action

**Ergonomic features:**  
 A, B, C, M, N, S

Task mechanism (stool)



**ADJUSTMENTS**  
 (2) Pneumatic seat height

**Ergonomic features:**  
 C, M, N

Stream Multi-Purpose Chairs



For Stream multi-purpose chairs, please see page 204.

STANDARD FEATURES

- Our popular Stream series now features chairs and heights adjustable stools.
- Task chairs are available with tilter mechanism only.
- Height adjustable stools are available with task mechanism only.
- Task seating and height adjustable stools are standard with five-prong, injection molded, fiberglass reinforced nylon Governor base (B7) with dual wheel carpet casters (C82).
- Units available with or without arms. Arms match seat/back finish.
- Pedestal base models provide fixed location seating for use in auditoriums, classrooms, jury boxes, public venues and more. The base must be mounted to the floor (mounting hardware not included). See Pedestal Base Installation Guide on website for details.
- Upholstery options: fabric, vinyl or leather. Vinyl and leather models may feature stitch detail across the seat and/or back cushions, if applicable..

OPTIONAL FEATURES



- Polypropylene seats and backs are available in 14 colors: Buzz Blue (BZB), Cactus (CCT), Carrot (CRO), Cloud (IVC), Dijon (DJN), Eggplant (EGP), Fog (FOG), Frost (FRO), Ink (INK), Latte (LAB), Night (BLK), Sand (SND), Scarlet (SAR) and Shadow (SHW). Please specify.
- Pedestal base models have Black bases with 2" height adjustable cylinders, please specify:  
 (SH) Swivel, auto return to max height. No upcharge.  
 (SN) Non-swivel, auto return to max height. Add \$16.  
 (SC) Swivel, auto return to center and return to max height. Add \$26.

Please add option codes in the following order:

- **Model number**  
 2073 Task chair  
 2074 Height adjustable stool  
**- Arm suffix (add to end of model number)**  
 (A) Chair with arms.  
 (N) Chair without arms.  
**- Upholstery suffix (add to end of model number)**  
 (PP) Plastic back, plastic seat.  
 (PU) Plastic back, upholstered seat.  
 (UU) Upholstered back, upholstered seat.
- **Textile**  
 Specify textile code for back (UU models only).  
 Specify textile code for seat (PU, UU models only).
- **Seat/back finish (no upcharge)**  
 (BZB) Buzz Blue (FRO) Frost  
 (CCT) Cactus (INK) Ink  
 (CRO) Carrot (LAB) Latte  
 (IVC) Cloud (BLK) Night  
 (DJN) Dijon (SND) Sand  
 (EGP) Eggplant (SAR) Scarlet  
 (FOG) Fog (SHW) Shadow
- **Frame finish**  
 (BK) Black. No upcharge.  
 (TN) Tungsten. No upcharge.  
 (CM) Chrome. Add \$25.
- **Base**  
 (B7) Black nylon base. No upcharge.  
 (A7) Polished aluminum base. Add \$131.
- **Casters**  
 (82) C82 dual wheel carpet casters. No upcharge.  
 (8R) C82R dual wheel hard floor casters. Add \$21.

EXAMPLE STREAM TASK ORDER CODE:

2073APP	-	-	-IVC	-CM	-A7	-82
Model #	Back Textile	Seat Textile	Seat/back finish	Frame finish	Base	Caster

DESCRIPTION	FEATURES	MODEL #	STANDARD TEXTILE GRADES							
 <p><b>Tilter Chair w/Arms</b>                      COM: N/A                      Unit weight: 28 LB   12.7 KG                      Carton weight: 37 LB   16.78 KG                      Carton volume: 17.5 FT<sup>3</sup>   0.49 MT<sup>3</sup></p>	Polypropylene seat & back.		List price							
		2073APP	741							
					OVERALL DIMENSIONS		SEAT DIMENSIONS		BACK DIMENSIONS	
			W	D	H	W	D	H	W	H
	IN	24	23.5	33.5	18	18	15.5-20.5	16	16.5	
	MM	610	597	851	457	457	394-521	406	419	
		<b>RTA 00</b>	1 per carton							
 <p><b>Tilter Chair w/Arms Pedestal Base</b>                      COM: N/A                      Unit weight: 26 LB   11.8 KG                      Carton weight: 34 LB   15.42 KG                      Carton volume: 10.25 FT<sup>3</sup>   0.29 MT<sup>3</sup></p>	Polypropylene seat & back.		List price							
		2073APPPB	992							
					OVERALL DIMENSIONS		SEAT DIMENSIONS		BACK DIMENSIONS	
			W	D	H	W	D	H	W	H
	IN	24	23.5	33.5	18	18	16.5-18.5	16	16.5	
	MM	610	597	851	457	457	419-470	406	419	
		<b>RTA 2</b>	1 per carton							

**DESCRIPTION FEATURES MODEL # STANDARD TEXTILE GRADES**



**Tilter Chair w/Arms**  
COM: 0.75 YD | 0.69 M  
Unit weight: 31 LB | 14.1 KG  
Carton weight: 40 LB | 18.14 KG  
Carton volume: 17.5 FT³ | 0.49 MT³

		1	2	3	4	5	6	7	8	9	10	11	12
<b>2073APU</b>	Upholstered seat	866	890	910	934	972	1007	1042	1073	1111	1147	1196	1265
<b>2073AAU</b>	Upholstered seat & back	985	1009	1029	1053	1091	1126	1161	1192	1230	1266	1315	1384
<b>OVERALL DIMENSIONS</b>		W	D	H	<b>SEAT DIMENSIONS</b>			<b>BACK DIMENSIONS</b>					
					W	D	H	W	H	W	H		
IN	24	23.5	33.5	18	18	16-21	16	16					
MM	610	597	851	457	457	406-533	406	406					

RTA 00 1 per carton



**Tilter Chair w/Arms Pedestal Base**  
COM: 0.75 YD | 0.69 M  
Unit weight: 29 LB | 13.2 KG  
Carton weight: 37 LB | 16.78 KG  
Carton volume: 10.25 FT³ | 0.29 MT³

		1	2	3	4	5	6	7	8	9	10	11	12
<b>2073APUPB</b>	Upholstered seat	1123	1147	1167	1191	1229	1264	1299	1330	1368	1404	1453	1522
<b>2073AAUPB</b>	Upholstered seat & back	1246	1270	1290	1314	1352	1387	1422	1453	1491	1527	1576	1645
<b>OVERALL DIMENSIONS</b>		W	D	H	<b>SEAT DIMENSIONS</b>			<b>BACK DIMENSIONS</b>					
					W	D	H	W	H	W	H		
IN	24	23.5	33.5	18	18	16.5-18.5	16	16					
MM	610	597	851	457	457	419-470	406	406					

RTA 2 1 per carton



**Armless Tilter Chair**  
COM: N/A  
Unit weight: 24 LB | 10.9 KG  
Carton weight: 33 LB | 14.97 KG  
Carton volume: 17.5 FT³ | 0.49 MT³

Polypropylene seat & back.

List price

<b>2073NPP</b>	682
----------------	-----

		1	2	3	4	5	6	7	8	9	10	11	12
<b>OVERALL DIMENSIONS</b>		W	D	H	<b>SEAT DIMENSIONS</b>			<b>BACK DIMENSIONS</b>					
					W	D	H	W	H				
IN	20.5	23.5	33.5	18	18	15.5-20.5	16	16.5					
MM	521	597	851	457	457	394-521	406	419					

RTA 00 1 per carton



**Armless Tilter Chair Pedestal Base**  
COM: N/A  
Unit weight: 22 LB | 10 KG  
Carton weight: 30 LB | 13.61 KG  
Carton volume: 10.25 FT³ | 0.29 MT³

Polypropylene seat & back.

List price

<b>2073NPPPB</b>	931
------------------	-----

		1	2	3	4	5	6	7	8	9	10	11	12
<b>OVERALL DIMENSIONS</b>		W	D	H	<b>SEAT DIMENSIONS</b>			<b>BACK DIMENSIONS</b>					
					W	D	H	W	H				
IN	20.5	23.5	33.5	18	18	16.5-18.5	19	16.5					
MM	521	597	851	457	457	419-470	483	419					









RTA 2 1 per carton







**Armless Tilter Chair**  
COM: 0.75 YD | 0.69 M  
Unit weight: 27 LB | 12.3 KG  
Carton weight: 36 LB | 16.33 KG  
Carton volume: 17.5 FT³ | 0.49 MT³

		1	2	3	4	5	6	7	8	9	10	11	12
<b>2073NPU</b>	Upholstered seat	806	830	850	874	912	947	982	1013	1051	1087	1136	1205
<b>2073NUU</b>	Upholstered seat & back	925	949	969	993	1031	1066	1101	1132	1170	1206	1255	1324
<b>OVERALL DIMENSIONS</b>		W	D	H	<b>SEAT DIMENSIONS</b>			<b>BACK DIMENSIONS</b>					
					W	D	H	W	H				
IN	20.5	23.5	33.5	18	18	16-21	16	16					
MM	521	597	851	457	457	406-533	406	406					

RTA 00 1 per carton


DESCRIPTION	FEATURES	MODEL #	STANDARD TEXTILE GRADES											
			1	2	3	4	5	6	7	8	9	10	11	12
 <b>2073NPUPB</b>	 <b>2073NUUPB</b>		<b>2073NPUPB</b> 1059 1083 1103 1127 1165 1200 1235 1266 1304 1340 1389 1458 Upholstered seat											
			<b>2073NUUPB</b> 1185 1209 1229 1253 1291 1326 1361 1392 1430 1466 1515 1584 Upholstered seat & back											
<b>Armless Tilter Chair Pedestal Base</b> COM: 0.75 YD   0.69 M Unit weight: 25 LB   11.4 KG Carton weight: 33 LB   14.97 KG Carton volume: 10.25 FT <sup>3</sup>   0.29 MT <sup>3</sup>			<b>OVERALL DIMENSIONS</b> W D H			<b>SEAT DIMENSIONS</b> W D H			<b>BACK DIMENSIONS</b> W H					
			IN 20.5	23.5	33.5	18	18	16.5-18.5	16	16				
			MM 521	597	851	457	457	419-470	406	406				
			<b>RTA 2</b>		1 per carton									
			List price <b>2074APP</b> 860											
	<b>Height Adjustable Stool w/Arms</b> COM: N/A Unit weight: 29 LB   13.2 KG Carton weight: 39.5 LB   17.92 KG Carton volume: 24 FT <sup>3</sup>   0.67 MT <sup>3</sup>						<b>OVERALL DIMENSIONS</b> W D H			<b>SEAT DIMENSIONS</b> W D H			<b>BACK DIMENSIONS</b> W H	
			IN 24	23.5	43	18	18	22-32	16	16.5				
			MM 610	597	1092	457	457	559-813	406	419				
			<b>RTA 00</b>		1 per carton									
			Polypropylene seat & back.											
			List price <b>2074APPPB</b> 1115											
	<b>Height Adjustable Stool w/Arms Pedestal Base</b> COM: N/A Unit weight: 26 LB   11.8 KG Carton weight: 34 LB   15.42 KG Carton volume: 10.25 FT <sup>3</sup>   0.29 MT <sup>3</sup>						<b>OVERALL DIMENSIONS</b> W D H			<b>SEAT DIMENSIONS</b> W D H			<b>BACK DIMENSIONS</b> W H	
			IN 24	23.5	33	18	18	16-18	16	16.5				
			MM 610	597	838	457	457	406-457	406	419				
			<b>RTA 2</b>		1 per carton									
			Polypropylene seat & back.											
 <b>2074APU</b>	 <b>2074AUU</b>		<b>2074APU</b> 985 1009 1029 1053 1091 1126 1161 1192 1230 1266 1315 1384 Upholstered seat											
			<b>2074AUU</b> 1103 1127 1147 1171 1209 1244 1279 1310 1348 1384 1433 1502 Upholstered seat & back											
<b>Height Adjustable Stool w/Arms</b> COM: 0.75 YD   0.69 M Unit weight: 32 LB   14.5 KG Carton weight: 42.5 LB   19.28 KG Carton volume: 24 FT <sup>3</sup>   0.67 MT <sup>3</sup>						<b>OVERALL DIMENSIONS</b> W D H			<b>SEAT DIMENSIONS</b> W D H			<b>BACK DIMENSIONS</b> W H		
			IN 24	23.5	43	18	18	22.5-32.5	16	16				
			MM 610	597	1092	457	457	572-826	406	406				
			<b>RTA 00</b>		1 per carton									
 <b>2074APUPB</b>	 <b>2074AUUPB</b>		<b>2074APUPB</b> 1246 1270 1290 1314 1352 1387 1422 1453 1491 1527 1576 1645 Upholstered seat											
			<b>2074AUUPB</b> 1371 1395 1415 1439 1477 1512 1547 1578 1616 1652 1701 1770 Upholstered seat & back											
<b>Height Adjustable Stool w/Arms Pedestal Base</b> COM: 0.75 YD   0.69 M Unit weight: 29 LB   13.2 KG Carton weight: 37 LB   16.78 KG Carton volume: 10.25 FT <sup>3</sup>   0.29 MT <sup>3</sup>						<b>OVERALL DIMENSIONS</b> W D H			<b>SEAT DIMENSIONS</b> W D H			<b>BACK DIMENSIONS</b> W H		
			IN 24	23.5	33	18	18	16-18	16	16				
			MM 610	597	838	457	457	406-457	406	406				
			<b>RTA 2</b>		1 per carton									

DESCRIPTION	FEATURES	MODEL #	STANDARD TEXTILE GRADES												
 <p><b>Armless Height Adjustable Stool</b> COM: N/A Unit weight: 25 LB   11.4 KG Carton weight: 35.5 LB   16.1 KG Carton volume: 24 FT<sup>3</sup>   0.67 MT<sup>3</sup></p>	Polypropylene seat & back.	List price													
		2074NPP	801												
		OVERALL DIMENSIONS			SEAT DIMENSIONS			BACK DIMENSIONS							
		IN	20.5	23.5	43	18	18	22-32	16	16.5					
MM	521	597	1092	457	457	559-813	406	419							
				RTA 00 1 per carton											
 <p><b>Armless Height Adjustable Stool Pedestal Base</b> COM: N/A Unit weight: 22 LB   10 KG Carton weight: 30 LB   13.61 KG Carton volume: 10.25 FT<sup>3</sup>   0.29 MT<sup>3</sup></p>	Polypropylene seat & back.	List price													
		2074NPPPB	1054												
		OVERALL DIMENSIONS			SEAT DIMENSIONS			BACK DIMENSIONS							
		IN	20.5	23.5	33	18	18	16-18	19	16.5					
MM	521	597	838	457	457	406-457	483	419							
				RTA 2 1 per carton											
 <p><b>Height Adjustable Stool w/Arms</b> COM: 0.75 YD   0.69 M Unit weight: 28 LB   12.7 KG Carton weight: 38.5 LB   17.46 KG Carton volume: 24 FT<sup>3</sup>   0.67 MT<sup>3</sup></p>		1 2 3 4 5 6 7 8 9 10 11 12													
		2074NPU	925	949	969	993	1031	1066	1101	1132	1170	1206	1255	1324	
		Upholstered seat													
		2074NUU	1044	1068	1088	1112	1150	1185	1220	1251	1289	1325	1374	1443	
Upholstered seat & back															
OVERALL DIMENSIONS			SEAT DIMENSIONS			BACK DIMENSIONS									
IN	20.5	23.5	43	18	18	22.5-32.5	16	16							
MM	521	597	1092	457	457	572-826	406	406							
				RTA 00 1 per carton											
 <p><b>Height Adjustable Stool w/Arms Pedestal Base</b> COM: 0.75 YD   0.69 M Unit weight: 25 LB   11.4 KG Carton weight: 33 LB   14.97 KG Carton volume: 10.25 FT<sup>3</sup>   0.29 MT<sup>3</sup></p>		1 2 3 4 5 6 7 8 9 10 11 12													
		2074NUPB	1185	1209	1229	1253	1291	1326	1361	1392	1430	1466	1515	1584	
		Upholstered seat													
		2074NUUPB	1308	1332	1352	1376	1414	1449	1484	1515	1553	1589	1638	1707	
Upholstered seat & back															
OVERALL DIMENSIONS			SEAT DIMENSIONS			BACK DIMENSIONS									
IN	20.5	23.5	33	18	18	16-18	16	16							
MM	521	597	838	457	457	406-457	406	406							
				RTA 2 1 per carton											

SPRITZ



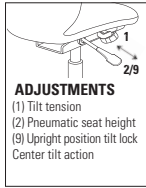
model 6761-4



**Optional Lumbar Pad**  
Choose your mesh + lumbar pad color option. See optional features for details.

MECHANISM OPTIONS:

Tilter mechanism (-4)

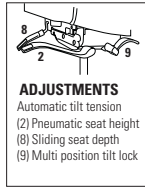


**ADJUSTMENTS**  
(1) Tilt tension  
(2) Pneumatic seat height  
(9) Upright position tilt lock  
Center tilt action

Ergonomic features:

A, B, C, D, H, M, N, Q, S, U

Weight sensing synchro-tilter mechanism (-8)



**ADJUSTMENTS**  
Automatic tilt tension  
(2) Pneumatic seat height  
(8) Sliding seat depth  
(9) Multi position tilt lock

Ergonomic features:

A, B, C, D, E, H, L, M, N, Q, U

Spritz Nesting & Multi-Purpose Chairs



For Spritz nesting and multi-purpose chairs, please see page 199.

STANDARD FEATURES

- An exceptionally comfortable chair series featuring a sophisticated, translucent mesh and models for all applications.
- Side activated sliding seat depth adjustment (**MD**) is standard on weight sensing synchro tilter control mechanism.
- Standard with height adjustable, forward swept arms and sliding armcaps (**G4**).
- Standard with Global's high quality Soft Descent™ pneumatic lift which slowly and gently lowers the seat height of the chair making it easy to obtain the exact seat height you desire.
- Five prong, injection molded, fiberglass reinforced nylon Black base with dual wheel carpet casters (**C10**).
- Upholstery options for seat and headrest (where applicable): fabric, vinyl or leather. Vinyl and leather models may feature stitch detail across the seat and/or back cushions, if applicable.

OPTIONAL FEATURES

- For additional arm/caster options, please refer to the Arm and Caster section (page 351). *Optional casters may be priced higher than the standard casters for your chair and the difference will be charged. Lower priced optional casters will not be credited.*

Please add option codes in the following order:

- **Model number**  
**6760** Task chair w/ headrest  
**6761** Task chair  
Add **(-4)** to model # if ordering tilter mechanism. Add **(-8)** to model # if ordering weight sensing synchro-tilter mechanism.
- **Textile**  
Specify textile code for seat.
- **Arms**  
**(G4)** Black nylon arms w/SSU armcaps.  
**(C)** Fixed black nylon arm. No upcharge.
- **Base**  
**(SD)** Black nylon base.  
**(M2)** Chrome Spider Base. Add \$68.
- **Casters**  
**(DM)** C10 dual wheel carpet casters.  
**(DL)** C10R dual wheel hard floor casters. Add \$20.
- **Mesh** (colors shown on website)  
**(U1)** Black  
**(U2)** Burgundy  
**(U3)** Blue  
**(U4)** Green  
**Mesh** with flexible lumbar pad. Add \$17.  
**(5L)** Black mesh w/lumbar  
**(6L)** Burgundy mesh w/lumbar  
**(7L)** Blue mesh w/lumbar  
**(8L)** Green mesh w/lumbar
- **Vari-Width**  
**(WA)** Width adjustable arm extensions. Add \$84.

EXAMPLE SPRITZ ORDER CODE: TASK CHAIR

6761-8	-TC63	-G4	-M2	-DM	-5L	-WA
Model #	Textile	Arms	Base	Casters	Mesh	Vari-Width

DESCRIPTION	FEATURES	MODEL #	STANDARD TEXTILE GRADES											
			1	2	3	4	5	6	7	8	9	10	11	12
 <b>Tilter</b> COM: 1 YD   0.91 M Unit weight: 36 LB   16.4 KG Carton weight: 48 LB   21.77 KG Carton volume: 10.5 FT³   0.29 MT³		6761-4	793	825	852	883	934	981	1028	1069	1120	1168	1233	1325
					<b>OVERALL DIMENSIONS</b> W D H			<b>SEAT DIMENSIONS</b> W D H			<b>BACK DIMENSIONS</b> W H			
			IN	26	24	38.5	19.5	19	16-20	17.5	20			
			MM	660	610	978	495	483	406-508	445	508			
			<b>RTA 2</b>		1 per carton									
 <b>Weight Sensing Synchro-Tilter</b> COM: 1 YD   0.91 M Unit weight: 42 LB   19.1 KG Carton weight: 54 LB   24.49 KG Carton volume: 10.5 FT³   0.29 MT³		6761-8	872	904	931	962	1013	1060	1107	1148	1199	1247	1312	1404
					<b>OVERALL DIMENSIONS</b> W D H			<b>SEAT DIMENSIONS</b> W D H			<b>BACK DIMENSIONS</b> W H			
			IN	26	24	38.5	19.5	19-21.5	16-20	17.5	20			
			MM	660	610	978	495	483-546	406-508	445	508			
			<b>RTA 2</b>		1 per carton									



SUPRA



model 5330-4 (TUB)

model 5332 (TTU)



**Impact Resistant Back**  
All models are standard with an impact resistant back cover, in Black only.



model 5331-4 (TUB)




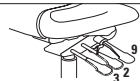

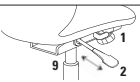
**Optional Aluminum Base**  
See right for details.

STANDARD FEATURES

- Contoured cushions support the user in a comfortable, contemporary style.
- Stylish arm/frame design sweeps from under the seat through the back and culminates in a hoop at the rear of the seat.
- Tilters are standard with a Tungsten arm frame finish and Black nylon base, indicated by (TUB) after the model number.
- Standard with soft, durable, self-skinned urethane (SSU) armcaps that are warm to the touch. Black only.
- The impact resistant outer back shell adds a decorative look and protects from damage. Available in Black only.
- Five prong base models: dual wheel carpet casters (C65) are standard.
- Armchair 5332C: dual wheel carpet casters (C33) are standard.
- Upholstery options: fabric, vinyl or leather. Vinyl and leather models may feature stitch detail across the seat and/or back cushions, if applicable.

OPTIONAL FEATURES

- There are no arm options for this series.
- Model 5332 can be joined together using ganging clamp model 5233.
- A selection of glide options is available. Glides must be chosen to best suit flooring type and site conditions. For more information, please refer to the glide section (page 357).
- Glides with felt pads (FG) are available for vinyl sheet, cork or laminate flooring, please specify. Add \$43.
- Glides with rubber pads (RG) are available for vinyl, hardwood, laminate, stone or ceramic flooring, please specify. Add \$43.
- Steel cushioned self-leveling glides (B) are available on 5332 (adds 0.5" to seat height), please specify. Add \$17.
- Optional Tungsten finish with Tungsten base (TUT)\* available on tilter models, please specify at end of model number. Add \$96. (\*Equipped with a 3" cylinder instead of the standard 4" cylinder to maintain seat height range.)
- Arm/frame available in a Black finish with Black nylon base, please specify (TBB). No upcharge.
- Arched, polished aluminum base is available, please specify (TB5). Add \$131.
- Armchairs are available in Black (TBL) or Tungsten (TTU) finish. No upcharge. For Chrome (CHM) finish, add \$84.
- Five prong base models: for hard surface flooring casters, please specify (C65R). Add \$21.
- Armchair 5332C: for hard surface flooring casters, please specify (C33R). Add \$16.
- For additional caster options, please refer to the Arm and Caster section (page 351). *Optional casters may be priced higher than the standard casters for your chair and the difference will be charged. Lower priced optional casters will not be credited.*

DESCRIPTION	FEATURES	MODEL #	STANDARD TEXTILE GRADES														
			1	2	3	4	5	6	7	8	9	10	11	12			
 <p><b>HB Knee-Tilter</b> COM: 1.5 YD   1.37 M Unit weight: 37 LB   16.8 KG Carton weight: 41 LB   18.6 KG Carton volume: 13.25 FT<sup>3</sup>   0.37 MT<sup>3</sup></p>	 <p><b>ADJUSTMENTS</b> (1) Tilt tension (2) Pneumatic seat height (3) Back angle (9) Infinite position tilt lock Knee tilt action</p>	<p>Ergonomic features: A, B, C, J, M, N</p>	5330-2	844	892	933	979	1056	1126	1197	1258	1335	1407	1504	1642		
			<b>OVERALL DIMENSIONS</b>			<b>SEAT DIMENSIONS</b>			<b>BACK DIMENSIONS</b>								
			IN	26	27	42.5	21	18.5	16-20	20	24						
MM	660	686	1080	533	470	406-508	508	610									
			RTA 1	1 per carton													
 <p><b>HB Tilter</b> COM: 1.5 YD   1.37 M Unit weight: 34 LB   15.5 KG Carton weight: 40 LB   18.14 KG Carton volume: 12 FT<sup>3</sup>   0.33 MT<sup>3</sup></p>	 <p><b>ADJUSTMENTS</b> (1) Tilt tension (2) Pneumatic seat height (9) Upright position tilt lock Center tilt action</p>	<p>Ergonomic features: A, B, C, M, N, S</p>	5330-4	618	666	707	753	830	900	971	1032	1109	1181	1278	1416		
			<b>OVERALL DIMENSIONS</b>			<b>SEAT DIMENSIONS</b>			<b>BACK DIMENSIONS</b>								
			IN	26	27	42	21	18.5	16.5-21.5	20	24						
MM	660	686	1067	533	470	419-546	508	610									
			RTA 1	1 per carton													

DESCRIPTION	FEATURES	MODEL #	STANDARD TEXTILE GRADES																																						
			1	2	3	4	5	6	7	8	9	10	11	12																											
 <p><b>MB Knee-Tilter</b> COM: 1.25 YD   1.14 M Unit weight: 35 LB   15.9 KG Carton weight: 39 LB   17.69 KG Carton volume: 13.25 FT³   0.37 MT³</p>	 <p><b>ADJUSTMENTS</b> (1) Tilt tension (2) Pneumatic seat height (3) Back angle (9) Infinite position tilt lock Knee tilt action</p>	<p>Ergonomic features: A, B, C, J, M, N</p>	<table border="1"> <tr> <td><b>5331-2</b></td><td>805</td><td>845</td><td>879</td><td>918</td><td>981</td><td>1040</td><td>1099</td><td>1150</td><td>1214</td><td>1274</td><td>1355</td><td>1470</td> </tr> </table>												<b>5331-2</b>	805	845	879	918	981	1040	1099	1150	1214	1274	1355	1470														
			<b>5331-2</b>	805	845	879	918	981	1040	1099	1150	1214	1274	1355	1470																										
			<table border="1"> <thead> <tr> <th colspan="3">OVERALL DIMENSIONS</th> <th colspan="3">SEAT DIMENSIONS</th> <th colspan="3">BACK DIMENSIONS</th> </tr> <tr> <th>W</th><th>D</th><th>H</th> <th>W</th><th>D</th><th>H</th> <th>W</th><th>H</th> </tr> </thead> <tbody> <tr> <td>IN 26</td><td>26</td><td>39.5</td> <td>21</td><td>18.5</td><td>16-20</td> <td>20</td><td>19.5</td> </tr> <tr> <td>MM 660</td><td>660</td><td>1003</td> <td>533</td><td>470</td><td>406-508</td> <td>508</td><td>495</td> </tr> </tbody> </table>			OVERALL DIMENSIONS			SEAT DIMENSIONS			BACK DIMENSIONS			W	D	H	W	D	H	W	H	IN 26	26	39.5	21	18.5	16-20	20	19.5	MM 660	660	1003	533	470	406-508	508	495	<p><b>RTA 1</b> 1 per carton</p>		
			OVERALL DIMENSIONS			SEAT DIMENSIONS			BACK DIMENSIONS																																
W	D	H	W	D	H	W	H																																		
IN 26	26	39.5	21	18.5	16-20	20	19.5																																		
MM 660	660	1003	533	470	406-508	508	495																																		
<table border="1"> <tr> <td><b>5331-4</b></td><td>580</td><td>620</td><td>654</td><td>693</td><td>756</td><td>815</td><td>874</td><td>925</td><td>989</td><td>1049</td><td>1130</td><td>1245</td> </tr> </table>												<b>5331-4</b>	580	620	654	693	756	815	874	925	989	1049	1130	1245																	
<b>5331-4</b>	580	620	654	693	756	815	874	925	989	1049	1130	1245																													
<table border="1"> <thead> <tr> <th colspan="3">OVERALL DIMENSIONS</th> <th colspan="3">SEAT DIMENSIONS</th> <th colspan="3">BACK DIMENSIONS</th> </tr> <tr> <th>W</th><th>D</th><th>H</th> <th>W</th><th>D</th><th>H</th> <th>W</th><th>H</th> </tr> </thead> <tbody> <tr> <td>IN 26</td><td>26</td><td>39</td> <td>21</td><td>18.5</td><td>16.5-21.5</td> <td>20</td><td>19.5</td> </tr> <tr> <td>MM 660</td><td>660</td><td>991</td> <td>533</td><td>470</td><td>419-546</td> <td>508</td><td>495</td> </tr> </tbody> </table>			OVERALL DIMENSIONS			SEAT DIMENSIONS			BACK DIMENSIONS			W	D	H	W	D	H	W	H	IN 26	26	39	21	18.5	16.5-21.5	20	19.5	MM 660	660	991	533	470	419-546	508	495	<p><b>RTA 1</b> 1 per carton</p>					
OVERALL DIMENSIONS			SEAT DIMENSIONS			BACK DIMENSIONS																																			
W	D	H	W	D	H	W	H																																		
IN 26	26	39	21	18.5	16.5-21.5	20	19.5																																		
MM 660	660	991	533	470	419-546	508	495																																		
 <p><b>MB Tilter</b> COM: 1.25 YD   1.14 M Unit weight: 31 LB   14.1 KG Carton weight: 37 LB   16.78 KG Carton volume: 12 FT³   0.33 MT³</p>	 <p><b>ADJUSTMENTS</b> (1) Tilt tension (2) Pneumatic seat height (9) Upright position tilt lock Center tilt action</p>	<p>Ergonomic features: A, B, C, M, N, S</p>	<table border="1"> <tr> <td><b>5332</b></td><td>471</td><td>511</td><td>545</td><td>584</td><td>647</td><td>706</td><td>765</td><td>816</td><td>880</td><td>940</td><td>1021</td><td>1136</td> </tr> </table>												<b>5332</b>	471	511	545	584	647	706	765	816	880	940	1021	1136														
			<b>5332</b>	471	511	545	584	647	706	765	816	880	940	1021	1136																										
			<table border="1"> <thead> <tr> <th colspan="3">OVERALL DIMENSIONS</th> <th colspan="3">SEAT DIMENSIONS</th> <th colspan="3">BACK DIMENSIONS</th> </tr> <tr> <th>W</th><th>D</th><th>H</th> <th>W</th><th>D</th><th>H</th> <th>W</th><th>H</th> </tr> </thead> <tbody> <tr> <td>IN 25</td><td>25.5</td><td>36</td> <td>21</td><td>18.5</td><td>17.5</td> <td>20</td><td>19.5</td> </tr> <tr> <td>MM 635</td><td>648</td><td>914</td> <td>533</td><td>470</td><td>445</td> <td>508</td><td>495</td> </tr> </tbody> </table>			OVERALL DIMENSIONS			SEAT DIMENSIONS			BACK DIMENSIONS			W	D	H	W	D	H	W	H	IN 25	25.5	36	21	18.5	17.5	20	19.5	MM 635	648	914	533	470	445	508	495	<p><b>RTA 00</b> 1 per carton</p>		
			OVERALL DIMENSIONS			SEAT DIMENSIONS			BACK DIMENSIONS																																
W	D	H	W	D	H	W	H																																		
IN 25	25.5	36	21	18.5	17.5	20	19.5																																		
MM 635	648	914	533	470	445	508	495																																		
<table border="1"> <tr> <td><b>5332C</b></td><td>560</td><td>600</td><td>634</td><td>673</td><td>736</td><td>795</td><td>854</td><td>905</td><td>969</td><td>1029</td><td>1110</td><td>1225</td> </tr> </table>												<b>5332C</b>	560	600	634	673	736	795	854	905	969	1029	1110	1225																	
<b>5332C</b>	560	600	634	673	736	795	854	905	969	1029	1110	1225																													
<table border="1"> <thead> <tr> <th colspan="3">OVERALL DIMENSIONS</th> <th colspan="3">SEAT DIMENSIONS</th> <th colspan="3">BACK DIMENSIONS</th> </tr> <tr> <th>W</th><th>D</th><th>H</th> <th>W</th><th>D</th><th>H</th> <th>W</th><th>H</th> </tr> </thead> <tbody> <tr> <td>IN 25</td><td>25.5</td><td>38</td> <td>21</td><td>18.5</td><td>18.5</td> <td>20</td><td>19.5</td> </tr> <tr> <td>MM 635</td><td>648</td><td>965</td> <td>533</td><td>470</td><td>470</td> <td>508</td><td>495</td> </tr> </tbody> </table>			OVERALL DIMENSIONS			SEAT DIMENSIONS			BACK DIMENSIONS			W	D	H	W	D	H	W	H	IN 25	25.5	38	21	18.5	18.5	20	19.5	MM 635	648	965	533	470	470	508	495	<p><b>RTA 00</b> 1 per carton</p>					
OVERALL DIMENSIONS			SEAT DIMENSIONS			BACK DIMENSIONS																																			
W	D	H	W	D	H	W	H																																		
IN 25	25.5	38	21	18.5	18.5	20	19.5																																		
MM 635	648	965	533	470	470	508	495																																		
 <p><b>Armchair Casters</b> COM: 1.25 YD   1.14 M Unit weight: 24 LB   10.9 KG Carton weight: 33 LB   14.97 KG Carton volume: 17.5 FT³   0.49 MT³</p>	<p>Ergonomic features: M, N</p>	<table border="1"> <tr> <td><b>5335</b></td><td>580</td><td>620</td><td>654</td><td>693</td><td>756</td><td>815</td><td>874</td><td>925</td><td>989</td><td>1049</td><td>1130</td><td>1245</td> </tr> </table>												<b>5335</b>	580	620	654	693	756	815	874	925	989	1049	1130	1245															
		<b>5335</b>	580	620	654	693	756	815	874	925	989	1049	1130	1245																											
		<table border="1"> <thead> <tr> <th colspan="3">OVERALL DIMENSIONS</th> <th colspan="3">SEAT DIMENSIONS</th> <th colspan="3">BACK DIMENSIONS</th> </tr> <tr> <th>W</th><th>D</th><th>H</th> <th>W</th><th>D</th><th>H</th> <th>W</th><th>H</th> </tr> </thead> <tbody> <tr> <td>IN 25</td><td>28</td><td>38</td> <td>21</td><td>18.5</td><td>18.5</td> <td>20</td><td>19.5</td> </tr> <tr> <td>MM 635</td><td>711</td><td>965</td> <td>533</td><td>470</td><td>470</td> <td>508</td><td>495</td> </tr> </tbody> </table>			OVERALL DIMENSIONS			SEAT DIMENSIONS			BACK DIMENSIONS			W	D	H	W	D	H	W	H	IN 25	28	38	21	18.5	18.5	20	19.5	MM 635	711	965	533	470	470	508	495	<p><b>RTA 00</b> 1 per carton</p>			
		OVERALL DIMENSIONS			SEAT DIMENSIONS			BACK DIMENSIONS																																	
W	D	H	W	D	H	W	H																																		
IN 25	28	38	21	18.5	18.5	20	19.5																																		
MM 635	711	965	533	470	470	508	495																																		
<table border="1"> <tr> <td><b>5335</b></td><td>580</td><td>620</td><td>654</td><td>693</td><td>756</td><td>815</td><td>874</td><td>925</td><td>989</td><td>1049</td><td>1130</td><td>1245</td> </tr> </table>												<b>5335</b>	580	620	654	693	756	815	874	925	989	1049	1130	1245																	
<b>5335</b>	580	620	654	693	756	815	874	925	989	1049	1130	1245																													
<table border="1"> <thead> <tr> <th colspan="3">OVERALL DIMENSIONS</th> <th colspan="3">SEAT DIMENSIONS</th> <th colspan="3">BACK DIMENSIONS</th> </tr> <tr> <th>W</th><th>D</th><th>H</th> <th>W</th><th>D</th><th>H</th> <th>W</th><th>H</th> </tr> </thead> <tbody> <tr> <td>IN 25</td><td>28</td><td>38</td> <td>21</td><td>18.5</td><td>18.5</td> <td>20</td><td>19.5</td> </tr> <tr> <td>MM 635</td><td>711</td><td>965</td> <td>533</td><td>470</td><td>470</td> <td>508</td><td>495</td> </tr> </tbody> </table>			OVERALL DIMENSIONS			SEAT DIMENSIONS			BACK DIMENSIONS			W	D	H	W	D	H	W	H	IN 25	28	38	21	18.5	18.5	20	19.5	MM 635	711	965	533	470	470	508	495	<p><b>RTA 00</b> 1 per carton</p>					
OVERALL DIMENSIONS			SEAT DIMENSIONS			BACK DIMENSIONS																																			
W	D	H	W	D	H	W	H																																		
IN 25	28	38	21	18.5	18.5	20	19.5																																		
MM 635	711	965	533	470	470	508	495																																		
 <p><b>Armchair Cantilever Sled Base</b> COM: 1.25 YD   1.14 M Unit weight: 29 LB   13.2 KG Carton weight: 39 LB   17.69 KG Carton volume: 20.75 FT³   0.58 MT³</p>	<p>Ergonomic features: M, N</p>	<table border="1"> <tr> <td><b>5335</b></td><td>580</td><td>620</td><td>654</td><td>693</td><td>756</td><td>815</td><td>874</td><td>925</td><td>989</td><td>1049</td><td>1130</td><td>1245</td> </tr> </table>												<b>5335</b>	580	620	654	693	756	815	874	925	989	1049	1130	1245															
		<b>5335</b>	580	620	654	693	756	815	874	925	989	1049	1130	1245																											
		<table border="1"> <thead> <tr> <th colspan="3">OVERALL DIMENSIONS</th> <th colspan="3">SEAT DIMENSIONS</th> <th colspan="3">BACK DIMENSIONS</th> </tr> <tr> <th>W</th><th>D</th><th>H</th> <th>W</th><th>D</th><th>H</th> <th>W</th><th>H</th> </tr> </thead> <tbody> <tr> <td>IN 25</td><td>28</td><td>38</td> <td>21</td><td>18.5</td><td>18.5</td> <td>20</td><td>19.5</td> </tr> <tr> <td>MM 635</td><td>711</td><td>965</td> <td>533</td><td>470</td><td>470</td> <td>508</td><td>495</td> </tr> </tbody> </table>			OVERALL DIMENSIONS			SEAT DIMENSIONS			BACK DIMENSIONS			W	D	H	W	D	H	W	H	IN 25	28	38	21	18.5	18.5	20	19.5	MM 635	711	965	533	470	470	508	495	<p><b>RTA 00</b> 1 per carton</p>			
		OVERALL DIMENSIONS			SEAT DIMENSIONS			BACK DIMENSIONS																																	
W	D	H	W	D	H	W	H																																		
IN 25	28	38	21	18.5	18.5	20	19.5																																		
MM 635	711	965	533	470	470	508	495																																		
<table border="1"> <tr> <td><b>5335</b></td><td>580</td><td>620</td><td>654</td><td>693</td><td>756</td><td>815</td><td>874</td><td>925</td><td>989</td><td>1049</td><td>1130</td><td>1245</td> </tr> </table>												<b>5335</b>	580	620	654	693	756	815	874	925	989	1049	1130	1245																	
<b>5335</b>	580	620	654	693	756	815	874	925	989	1049	1130	1245																													
<table border="1"> <thead> <tr> <th colspan="3">OVERALL DIMENSIONS</th> <th colspan="3">SEAT DIMENSIONS</th> <th colspan="3">BACK DIMENSIONS</th> </tr> <tr> <th>W</th><th>D</th><th>H</th> <th>W</th><th>D</th><th>H</th> <th>W</th><th>H</th> </tr> </thead> <tbody> <tr> <td>IN 25</td><td>28</td><td>38</td> <td>21</td><td>18.5</td><td>18.5</td> <td>20</td><td>19.5</td> </tr> <tr> <td>MM 635</td><td>711</td><td>965</td> <td>533</td><td>470</td><td>470</td> <td>508</td><td>495</td> </tr> </tbody> </table>			OVERALL DIMENSIONS			SEAT DIMENSIONS			BACK DIMENSIONS			W	D	H	W	D	H	W	H	IN 25	28	38	21	18.5	18.5	20	19.5	MM 635	711	965	533	470	470	508	495	<p><b>RTA 00</b> 1 per carton</p>					
OVERALL DIMENSIONS			SEAT DIMENSIONS			BACK DIMENSIONS																																			
W	D	H	W	D	H	W	H																																		
IN 25	28	38	21	18.5	18.5	20	19.5																																		
MM 635	711	965	533	470	470	508	495																																		

SUPRA-X



model 5336-3

model 5336-5



**Impact Resistant Back**  
All models are standard with an impact resistant back cover, in Black only.





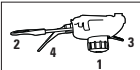


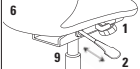



model 5337-6



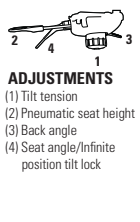



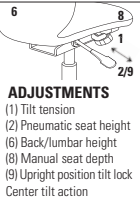



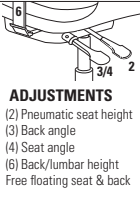



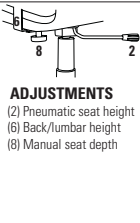



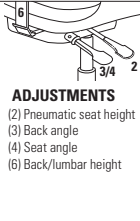

STANDARD FEATURES


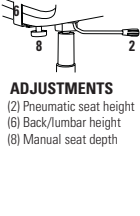


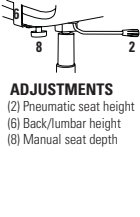


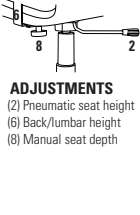

- Ergonomic office seating with height adjustable lumbar support.
- Control knobs on the outside of the back allow the adjustment of the lumbar support.
- An impact resistant outer back shell adds a distinctive look to this series and protects against damage.
- Standard with adjustable height forward swept arms (SC) with kidney shaped soft, durable, self-skinned urethane (SSU) armcaps that are warm to the touch.
- Base and frame are standard in Black only.
- Five prong, injection molded, fiberglass reinforced nylon Black spider base with dual wheel carpet casters (C65).
- Vari-Width (WA) width adjustable arm extensions are standard when chair is ordered with adjustable arms. Allows the arms to move away from the seat by 2" on each side to allow space if desired for broader hip widths.
- Upholstery options: fabric, vinyl or leather (except tamperproof models). Vinyl and leather models may feature stitch detail across the seat and/or back cushions, if applicable.

OPTIONAL FEATURES

- For hard surface flooring casters, please specify (C65R). Add \$21.
- For additional arm/caster options, please refer to the Arm and Caster section (page 351). *Optional casters may be priced higher than the standard casters for your chair and the difference will be charged. Lower priced optional casters will not be credited.*

DESCRIPTION	FEATURES	MODEL #	STANDARD TEXTILE GRADES													
			1	2	3	4	5	6	7	8	9	10	11	12		
  <p><b>Leather stitch detail</b></p> <p><b>HB Multi-Tilter</b> COM: 1.5 YD   1.37 M Unit weight: 46 LB   20.9 KG Carton weight: 58 LB   26.31 KG Carton volume: 10.5 FT<sup>3</sup>   0.29 MT<sup>3</sup></p> <p><b>ADJUSTMENTS</b> (1) Tilt tension (2) Pneumatic seat height (3) Back angle (4) Seat angle/Infinite position tilt lock</p> <p>Ergonomic features: A, B, C, D, E, G, H, M, N, Q, S</p>		<b>5333-3</b>	884	932	973	1019	1096	1166	1237	1298	1375	1447	1544	1682		
		<b>OVERALL DIMENSIONS</b>			<b>SEAT DIMENSIONS</b>			<b>BACK DIMENSIONS</b>								
		W D H			W D H			W H								
		IN	26	26.5	41	20	19-20	16-21	18	23.5						
MM	660	673	1041	508	483-508	406-533	457	597-								
			RTA 2			courier			1 per carton							
  <p><b>Leather stitch detail</b></p> <p><b>HB Tilter</b> COM: 1.5 YD   1.37 M Unit weight: 43 LB   19.5 KG Carton weight: 55 LB   24.95 KG Carton volume: 10.5 FT<sup>3</sup>   0.29 MT<sup>3</sup></p> <p><b>ADJUSTMENTS</b> (1) Tilt tension (2) Pneumatic seat height (6) Back/lumbar height (9) Upright position tilt lock Center tilt action</p> <p>Ergonomic features: A, B, C, D, E, H, M, N, Q, S</p>		<b>5333-4</b>	814	862	903	949	1026	1096	1167	1228	1305	1377	1474	1612		
		<b>OVERALL DIMENSIONS</b>			<b>SEAT DIMENSIONS</b>			<b>BACK DIMENSIONS</b>								
		W D H			W D H			W H								
		IN	26	25.5	41.5	20	18-19	16-21	18	23						
MM	660	648	1054	508	457-483	406-533	457	584								
			RTA 2			courier			1 per carton							
  <p><b>Leather stitch detail</b></p> <p><b>MB Synchro-Tilter</b> COM: 1.25 YD   1.14 M Unit weight: 45 LB   20.5 KG Carton weight: 57 LB   25.85 KG Carton volume: 10.5 FT<sup>3</sup>   0.29 MT<sup>3</sup></p> <p><b>ADJUSTMENTS</b> (1) Tilt tension (2) Pneumatic seat height (6) Back/lumbar height (9) Upright position tilt lock Synchro tilt action</p> <p>Ergonomic features: A, B, C, D, E, H, L, M, N, Q</p>		<b>5336-1</b>	938	978	1012	1051	1114	1173	1232	1283	1347	1407	1488	1603		
		<b>OVERALL DIMENSIONS</b>			<b>SEAT DIMENSIONS</b>			<b>BACK DIMENSIONS</b>								
		W D H			W D H			W H								
		IN	26	26.5	37.5	20	19-20	16-21	18	16.5						
MM	660	673	953	508	483-508	406-533	457	419								
			RTA 2			courier			1 per carton							

DESCRIPTION	FEATURES	MODEL #	STANDARD TEXTILE GRADES																																			
			1	2	3	4	5	6	7	8	9	10	11	12																								
 <p><b>MB Multi-Tilter</b> COM: 1.25 YD   1.14 M Unit weight: 43 LB   19.5 KG Carton weight: 55 LB   24.95 KG Carton volume: 10.5 FT<sup>3</sup>   0.29 MT<sup>3</sup></p>		 <p><b>ADJUSTMENTS</b> (1) Tilt tension (2) Pneumatic seat height (3) Back angle (4) Seat angle/Infinite position tilt lock</p>	<table border="1"> <tr> <td>5336-3</td><td>787</td><td>827</td><td>861</td><td>900</td><td>963</td><td>1022</td><td>1081</td><td>1132</td><td>1196</td><td>1256</td><td>1337</td><td>1452</td> </tr> </table>												5336-3	787	827	861	900	963	1022	1081	1132	1196	1256	1337	1452											
			5336-3	787	827	861	900	963	1022	1081	1132	1196	1256	1337	1452																							
			<p><b>OVERALL DIMENSIONS</b></p> <table border="1"> <tr> <th>W</th><th>D</th><th>H</th> </tr> <tr> <td>IN 26</td><td>26.5</td><td>37.5</td> </tr> <tr> <td>MM 660</td><td>673</td><td>953</td> </tr> </table>			W	D	H	IN 26	26.5	37.5	MM 660	673	953	<p><b>SEAT DIMENSIONS</b></p> <table border="1"> <tr> <th>W</th><th>D</th><th>H</th> </tr> <tr> <td>20</td><td>19-20</td><td>16-21</td> </tr> <tr> <td>508</td><td>483-508</td><td>406-533</td> </tr> </table>			W	D	H	20	19-20	16-21	508	483-508	406-533	<p><b>BACK DIMENSIONS</b></p> <table border="1"> <tr> <th>W</th><th>H</th> </tr> <tr> <td>18</td><td>19.5</td> </tr> <tr> <td>457</td><td>495</td> </tr> </table>						W	H	18	19.5	457	495
			W	D	H																																	
IN 26	26.5	37.5																																				
MM 660	673	953																																				
W	D	H																																				
20	19-20	16-21																																				
508	483-508	406-533																																				
W	H																																					
18	19.5																																					
457	495																																					
<p>Ergonomic features: A, B, C, D, E, G, H, M, N, Q, S</p>			<p>RTA 2  1 per carton</p>																																			
 <p><b>MB Tilter</b> COM: 1.25 YD   1.14 M Unit weight: 41 LB   18.6 KG Carton weight: 53 LB   24.04 KG Carton volume: 10.5 FT<sup>3</sup>   0.29 MT<sup>3</sup></p>		 <p><b>ADJUSTMENTS</b> (1) Tilt tension (2) Pneumatic seat height (6) Back/lumbar height (8) Manual seat depth (9) Upright position tilt lock Center tilt action</p>	<table border="1"> <tr> <td>5336-4</td><td>717</td><td>757</td><td>791</td><td>830</td><td>893</td><td>952</td><td>1011</td><td>1062</td><td>1126</td><td>1186</td><td>1267</td><td>1382</td> </tr> </table>												5336-4	717	757	791	830	893	952	1011	1062	1126	1186	1267	1382											
			5336-4	717	757	791	830	893	952	1011	1062	1126	1186	1267	1382																							
			<p><b>OVERALL DIMENSIONS</b></p> <table border="1"> <tr> <th>W</th><th>D</th><th>H</th> </tr> <tr> <td>IN 26</td><td>25.5</td><td>37.5</td> </tr> <tr> <td>MM 660</td><td>648</td><td>953</td> </tr> </table>			W	D	H	IN 26	25.5	37.5	MM 660	648	953	<p><b>SEAT DIMENSIONS</b></p> <table border="1"> <tr> <th>W</th><th>D</th><th>H</th> </tr> <tr> <td>20</td><td>18-19</td><td>16-21</td> </tr> <tr> <td>508</td><td>457-483</td><td>406-533</td> </tr> </table>			W	D	H	20	18-19	16-21	508	457-483	406-533	<p><b>BACK DIMENSIONS</b></p> <table border="1"> <tr> <th>W</th><th>H</th> </tr> <tr> <td>18</td><td>19</td> </tr> <tr> <td>457</td><td>483</td> </tr> </table>						W	H	18	19	457	483
			W	D	H																																	
IN 26	25.5	37.5																																				
MM 660	648	953																																				
W	D	H																																				
20	18-19	16-21																																				
508	457-483	406-533																																				
W	H																																					
18	19																																					
457	483																																					
<p>Ergonomic features: A, B, C, D, E, H, M, N, Q, S</p>			<p>RTA 2  1 per carton</p>																																			
 <p><b>MB Operator</b> COM: 1.25 YD   1.14 M Unit weight: 40 LB   18.2 KG Carton weight: 49 LB   22.23 KG Carton volume: 9.25 FT<sup>3</sup>   0.26 MT<sup>3</sup></p>		 <p><b>ADJUSTMENTS</b> (2) Pneumatic seat height (3) Back angle (4) Seat angle (6) Back/lumbar height Free floating seat &amp; back</p>	<table border="1"> <tr> <td>5336-5</td><td>724</td><td>764</td><td>798</td><td>837</td><td>900</td><td>959</td><td>1018</td><td>1069</td><td>1133</td><td>1193</td><td>1274</td><td>1389</td> </tr> </table>												5336-5	724	764	798	837	900	959	1018	1069	1133	1193	1274	1389											
			5336-5	724	764	798	837	900	959	1018	1069	1133	1193	1274	1389																							
			<p><b>OVERALL DIMENSIONS</b></p> <table border="1"> <tr> <th>W</th><th>D</th><th>H</th> </tr> <tr> <td>IN 26</td><td>27.5</td><td>37.5</td> </tr> <tr> <td>MM 660</td><td>699</td><td>953</td> </tr> </table>			W	D	H	IN 26	27.5	37.5	MM 660	699	953	<p><b>SEAT DIMENSIONS</b></p> <table border="1"> <tr> <th>W</th><th>D</th><th>H</th> </tr> <tr> <td>20</td><td>18</td><td>16.5-21.5</td> </tr> <tr> <td>508</td><td>457</td><td>419-546</td> </tr> </table>			W	D	H	20	18	16.5-21.5	508	457	419-546	<p><b>BACK DIMENSIONS</b></p> <table border="1"> <tr> <th>W</th><th>H</th> </tr> <tr> <td>18</td><td>18</td> </tr> <tr> <td>457</td><td>457</td> </tr> </table>						W	H	18	18	457	457
			W	D	H																																	
IN 26	27.5	37.5																																				
MM 660	699	953																																				
W	D	H																																				
20	18	16.5-21.5																																				
508	457	419-546																																				
W	H																																					
18	18																																					
457	457																																					
<p>Ergonomic features: C, D, E, F, G, H, M, N, Q, S</p>			<p>RTA 2  1 per carton</p>																																			
 <p><b>MB Task</b> COM: 1.25 YD   1.14 M Unit weight: 33 LB   15 KG Carton weight: 39 LB   17.69 KG Carton volume: 6.75 FT<sup>3</sup>   0.19 MT<sup>3</sup></p>		 <p><b>ADJUSTMENTS</b> (2) Pneumatic seat height (6) Back/lumbar height (8) Manual seat depth</p>	<table border="1"> <tr> <td>5336-6</td><td>597</td><td>637</td><td>671</td><td>710</td><td>773</td><td>832</td><td>891</td><td>942</td><td>1006</td><td>1066</td><td>1147</td><td>1262</td> </tr> </table>												5336-6	597	637	671	710	773	832	891	942	1006	1066	1147	1262											
			5336-6	597	637	671	710	773	832	891	942	1006	1066	1147	1262																							
			<p><b>OVERALL DIMENSIONS</b></p> <table border="1"> <tr> <th>W</th><th>D</th><th>H</th> </tr> <tr> <td>IN 26</td><td>25</td><td>38.5</td> </tr> <tr> <td>MM 660</td><td>635</td><td>978</td> </tr> </table>			W	D	H	IN 26	25	38.5	MM 660	635	978	<p><b>SEAT DIMENSIONS</b></p> <table border="1"> <tr> <th>W</th><th>D</th><th>H</th> </tr> <tr> <td>20</td><td>18.5-19.5</td><td>17-22</td> </tr> <tr> <td>508</td><td>470-495</td><td>432-559</td> </tr> </table>			W	D	H	20	18.5-19.5	17-22	508	470-495	432-559	<p><b>BACK DIMENSIONS</b></p> <table border="1"> <tr> <th>W</th><th>H</th> </tr> <tr> <td>18</td><td>19</td> </tr> <tr> <td>457</td><td>483</td> </tr> </table>						W	H	18	19	457	483
			W	D	H																																	
IN 26	25	38.5																																				
MM 660	635	978																																				
W	D	H																																				
20	18.5-19.5	17-22																																				
508	470-495	432-559																																				
W	H																																					
18	19																																					
457	483																																					
<p>Ergonomic features: C, D, E, H, M, N, Q</p>			<p>RTA 1  1 per carton</p>																																			
 <p><b>MB Operator Armless</b> COM: 1.25 YD   1.14 M Unit weight: 34 LB   15.5 KG Carton weight: 43 LB   19.5 KG Carton volume: 9.25 FT<sup>3</sup>   0.26 MT<sup>3</sup></p>		 <p><b>ADJUSTMENTS</b> (2) Pneumatic seat height (3) Back angle (4) Seat angle (6) Back/lumbar height</p>	<table border="1"> <tr> <td>5337-5</td><td>606</td><td>646</td><td>680</td><td>719</td><td>782</td><td>841</td><td>900</td><td>951</td><td>1015</td><td>1075</td><td>1156</td><td>1271</td> </tr> </table>												5337-5	606	646	680	719	782	841	900	951	1015	1075	1156	1271											
			5337-5	606	646	680	719	782	841	900	951	1015	1075	1156	1271																							
			<p><b>OVERALL DIMENSIONS</b></p> <table border="1"> <tr> <th>W</th><th>D</th><th>H</th> </tr> <tr> <td>IN 20</td><td>27.5</td><td>37.5</td> </tr> <tr> <td>MM 508</td><td>699</td><td>953</td> </tr> </table>			W	D	H	IN 20	27.5	37.5	MM 508	699	953	<p><b>SEAT DIMENSIONS</b></p> <table border="1"> <tr> <th>W</th><th>D</th><th>H</th> </tr> <tr> <td>20</td><td>17</td><td>16.5-21.5</td> </tr> <tr> <td>508</td><td>432</td><td>419-546</td> </tr> </table>			W	D	H	20	17	16.5-21.5	508	432	419-546	<p><b>BACK DIMENSIONS</b></p> <table border="1"> <tr> <th>W</th><th>H</th> </tr> <tr> <td>18</td><td>18</td> </tr> <tr> <td>457</td><td>457</td> </tr> </table>						W	H	18	18	457	457
			W	D	H																																	
IN 20	27.5	37.5																																				
MM 508	699	953																																				
W	D	H																																				
20	17	16.5-21.5																																				
508	432	419-546																																				
W	H																																					
18	18																																					
457	457																																					
<p>Ergonomic features: C, D, E, F, G, M, N, S</p>			<p>RTA 2  1 per carton</p>																																			

DESCRIPTION	FEATURES	MODEL #	STANDARD TEXTILE GRADES													
			1	2	3	4	5	6	7	8	9	10	11	12		
 <p><b>MB Task Armless</b> COM: 1.25 YD   1.14 M Unit weight: 27 LB   12.3 KG Carton weight: 30 LB   13.61 KG Carton volume: 6.75 FT³   0.19 MT³</p> <p>Leather stitch detail</p>	 <p><b>ADJUSTMENTS</b> (2) Pneumatic seat height (6) Back/lumbar height (8) Manual seat depth</p> <p>Ergonomic features: C, D, E, M, N, Q</p>	<b>5337-6</b>	472	512	546	585	648	707	766	817	881	941	1022	1137		
		<b>OVERALL DIMENSIONS</b>			<b>SEAT DIMENSIONS</b>			<b>BACK DIMENSIONS</b>								
		W D H			W D H			W H								
		IN 20 25 38.5			20 18.5-19.5 17-22			18 19								
		MM 508 635 978			508 470-495 432-559			457 483								
			<b>RTA 1</b>		1 per carton											
 <p><b>Height Adjustable Stool - Task</b> COM: 1.25 YD   1.14 M Unit weight: 36 LB   16.4 KG Carton weight: 42 LB   19.05 KG Carton volume: 6.75 FT³   0.19 MT³</p> <p>Leather stitch detail</p>	 <p><b>ADJUSTMENTS</b> (2) Pneumatic seat height (6) Back/lumbar height (8) Manual seat depth</p> <p>Ergonomic features: C, E, H, M, N, Q</p>	<b>5338-6</b>	858	898	932	971	1034	1093	1152	1203	1267	1327	1408	1523		
		<b>OVERALL DIMENSIONS</b>			<b>SEAT DIMENSIONS</b>			<b>BACK DIMENSIONS</b>								
		W D H			W D H			W H								
		IN 26 25 46.5			20 18.5-19.5 23.5-33.5			18 19								
		MM 660 635 1181			508 470-495 597-851			457 483								
			<b>RTA 1</b>		1 per carton											
 <p><b>Height Adjustable Stool - Task Armless</b> COM: 1.25 YD   1.14 M Unit weight: 30 LB   13.6 KG Carton weight: 36 LB   16.33 KG Carton volume: 6.75 FT³   0.19 MT³</p> <p>Leather stitch detail</p>	 <p><b>ADJUSTMENTS</b> (2) Pneumatic seat height (6) Back/lumbar height (8) Manual seat depth</p> <p>Ergonomic features: C, E, M, N</p>	<b>5339-6</b>	761	801	835	874	937	996	1055	1106	1170	1230	1311	1426		
		<b>OVERALL DIMENSIONS</b>			<b>SEAT DIMENSIONS</b>			<b>BACK DIMENSIONS</b>								
		W D H			W D H			W H								
		IN 20 25 46.5			20 18.5-19.5 23.5-33.5			18 19								
		MM 508 635 1181			508 470-495 597-851			457 483								
			<b>RTA 1</b>		1 per carton											

SYNOPSIS



model 5080-3



model 5080-3




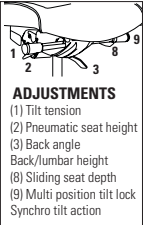



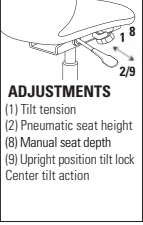
model 5091-4




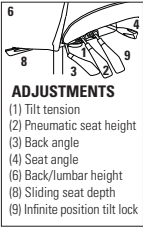


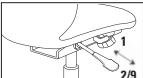


STANDARD FEATURES


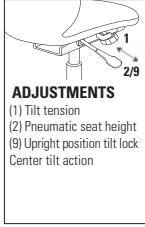

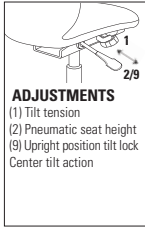

- A compound curved back adds a distinct look while maximizing comfort.
- Ratchet style back height and pneumatic seat height adjustments are standard on select models.
- Fixed height, impact and scuff resistant curved arms with urethane armcaps are standard on models 5090-4, 5091-4 and 5092.
- Standard with adjustable height T-arms with teardrop shaped urethane armcaps (3B).
- Vari-Width (WA) width adjustable arm extensions are standard when chair is ordered with adjustable arms. Allows the arms to move away from the seat by 2" on each side to allow space if desired for broader hip widths.
- Multi-tilters feature a Black impact resistant outer back shell. Height adjustable stools have a plastic back panel. All other models feature a fully upholstered outer back.
- Sliding seat depth on multi-tilters and synchro-tilters can be adjusted with a lever on the side of the chair.
- All models (except armchair) are standard with a five prong, injection molded base with dual wheel carpet casters (C65).
- Base and arms are available in Black only.
- Pedestal base models provide fixed location seating for use in auditoriums, classrooms, jury boxes, public venues and more. The base must be mounted to the floor (mounting hardware not included). See Pedestal Base Installation Guide on website for details.
- Upholstery options: fabric, vinyl or leather. Vinyl and leather models may feature stitch detail across the seat and/or back cushions, if applicable.

OPTIONAL FEATURES

- For hard surface flooring casters, please specify (C65R). Add \$21.
- For additional arm/caster options, please refer to the Arm and Caster section (page 351). *Optional casters may be priced higher than the standard casters for your chair and the difference will be charged. Lower priced optional casters will not be credited.*
- Pedestal base models have Black bases with 2" height adjustable cylinders, please specify: (SH) Swivel, auto return to max height. No upcharge. (SN) Non-swivel, auto return to max height. Add \$16. (SC) Swivel, auto return to center and return to max height. Add \$26.

DESCRIPTION	FEATURES	MODEL #	STANDARD TEXTILE GRADES														
			1	2	3	4	5	6	7	8	9	10	11	12			
 <p><b>HB Synchro-Tilter T Arm</b> COM: 2 YD   1.83 M Unit weight: 55 LB   25 KG Carton weight: 65 LB   29.48 KG Carton volume: 14.25 FT<sup>3</sup>   0.4 MT<sup>3</sup></p>	 <p><b>ADJUSTMENTS</b> (1) Tilt tension (2) Pneumatic seat height (3) Back angle Back/lumbar height (6) Sliding seat depth (9) Multi position tilt lock Synchro tilt action</p>	<p>Ergonomic features: A, B, C, D, E, G, H, L, H, M, N, Q, U</p>	5080-0	1129	1193	1247	1309	1411	1505	1599	1681	1783	1879	2009	2193		
			<b>OVERALL DIMENSIONS</b>			<b>SEAT DIMENSIONS</b>			<b>BACK DIMENSIONS</b>								
			W	D	H	W	D	H	W	H							
			IN 24	25	46	19.5	18-21	17-22	19	26-28.5							
MM 610	635	1168	495	457-533	432-559	483	660-724										
			RTA 1	courier 1 per carton													
 <p><b>HB Multi-Tilter T Arm</b> COM: 2 YD   1.83 M Unit weight: 57 LB   25.9 KG Carton weight: 67 LB   30.39 KG Carton volume: 14.25 FT<sup>3</sup>   0.4 MT<sup>3</sup></p>	 <p><b>ADJUSTMENTS</b> (1) Tilt tension (2) Pneumatic seat height (3) Back angle (4) Seat angle (6) Back/lumbar height (8) Sliding seat depth (9) Infinite position tilt lock</p>	<p>Ergonomic features: A, B, C, D, E, F, G, H, M, N, Q, S</p>	5080-3	1129	1193	1247	1309	1411	1505	1599	1681	1783	1879	2009	2193		
			<b>OVERALL DIMENSIONS</b>			<b>SEAT DIMENSIONS</b>			<b>BACK DIMENSIONS</b>								
			W	D	H	W	D	H	W	H							
			IN 24	25	46	19.5	18-21	17-22	19	26-28.5							
MM 610	635	1168	495	457-533	432-559	483	660-724										
			RTA 1	courier 1 per carton													
 <p><b>HB Tilter T Arm</b> COM: 2 YD   1.83 M Unit weight: 38 LB   17.3 KG Carton weight: 45 LB   20.41 KG Carton volume: 9.75 FT<sup>3</sup>   0.27 MT<sup>3</sup></p>	 <p><b>ADJUSTMENTS</b> (1) Tilt tension (2) Pneumatic seat height (8) Manual seat depth (9) Upright position tilt lock Center tilt action</p>	<p>Ergonomic features: A, B, C, E, H, M, N, Q, U, S</p>	5080-4	1041	1105	1159	1221	1323	1417	1511	1593	1695	1791	1921	2105		
			<b>OVERALL DIMENSIONS</b>			<b>SEAT DIMENSIONS</b>			<b>BACK DIMENSIONS</b>								
			W	D	H	W	D	H	W	H							
			IN 24.5	26.5	43.5	19.5	18.5-19.5	16.5-21.5	19	25.5							
MM 622	673	1105	495	470-495	419-546	483	648										
			RTA 2	courier 1 per carton													

DESCRIPTION	FEATURES	MODEL #	STANDARD TEXTILE GRADES																																												
			1	2	3	4	5	6	7	8	9	10	11	12																																	
 <p><b>MB Synchro-Tilter T Arm</b> COM: 1.75 YD   1.6 M Unit weight: 53 LB   24.1 KG Carton weight: 62 LB   28.12 KG Carton volume: 14.25 FT<sup>3</sup>   0.4 MT<sup>3</sup></p>	 <p><b>ADJUSTMENTS</b> (1) Tilt tension (2) Pneumatic seat height (3) Back angle (8) Sliding seat depth (9) Multi position tilt lock Synchro tilt action</p>	<p>Ergonomic features: A, B, C, D, E, G, H, L, H, M, N, Q, U,</p>	<table border="1"> <tr> <th colspan="3">OVERALL DIMENSIONS</th> <th colspan="3">SEAT DIMENSIONS</th> <th colspan="3">BACK DIMENSIONS</th> </tr> <tr> <th>W</th><th>D</th><th>H</th> <th>W</th><th>D</th><th>H</th> <th>W</th><th>H</th> </tr> <tr> <td>IN 24</td><td>25</td><td>42</td> <td>19.5</td><td>18-21</td><td>17-22</td> <td>19</td><td>22-24.5</td> </tr> <tr> <td>MM 610</td><td>635</td><td>1067</td> <td>495</td><td>457-533</td><td>432-559</td> <td>483</td><td>559-622</td> </tr> </table>												OVERALL DIMENSIONS			SEAT DIMENSIONS			BACK DIMENSIONS			W	D	H	W	D	H	W	H	IN 24	25	42	19.5	18-21	17-22	19	22-24.5	MM 610	635	1067	495	457-533	432-559	483	559-622
			OVERALL DIMENSIONS			SEAT DIMENSIONS			BACK DIMENSIONS																																						
			W	D	H	W	D	H	W	H																																					
			IN 24	25	42	19.5	18-21	17-22	19	22-24.5																																					
			MM 610	635	1067	495	457-533	432-559	483	559-622																																					
<p><b>RTA 1</b>  1 per carton</p>																																															
<table border="1"> <tr> <th>1</th><th>2</th><th>3</th><th>4</th><th>5</th><th>6</th><th>7</th><th>8</th><th>9</th><th>10</th><th>11</th><th>12</th> </tr> <tr> <td>5081-0</td><td>1073</td><td>1129</td><td>1176</td><td>1231</td><td>1320</td><td>1402</td><td>1484</td><td>1556</td><td>1645</td><td>1729</td><td>1843</td><td>2004</td> </tr> </table>												1	2	3	4	5	6	7	8	9	10	11	12	5081-0	1073	1129	1176	1231	1320	1402	1484	1556	1645	1729	1843	2004											
1	2	3	4	5	6	7	8	9	10	11	12																																				
5081-0	1073	1129	1176	1231	1320	1402	1484	1556	1645	1729	1843	2004																																			
<table border="1"> <tr> <th colspan="3">OVERALL DIMENSIONS</th> <th colspan="3">SEAT DIMENSIONS</th> <th colspan="3">BACK DIMENSIONS</th> </tr> <tr> <th>W</th><th>D</th><th>H</th> <th>W</th><th>D</th><th>H</th> <th>W</th><th>H</th> </tr> <tr> <td>IN 24</td><td>25</td><td>42</td> <td>19.5</td><td>18-21</td><td>17-22</td> <td>19</td><td>22-24.5</td> </tr> <tr> <td>MM 610</td><td>635</td><td>1067</td> <td>495</td><td>457-533</td><td>432-559</td> <td>483</td><td>559-622</td> </tr> </table>												OVERALL DIMENSIONS			SEAT DIMENSIONS			BACK DIMENSIONS			W	D	H	W	D	H	W	H	IN 24	25	42	19.5	18-21	17-22	19	22-24.5	MM 610	635	1067	495	457-533	432-559	483	559-622			
OVERALL DIMENSIONS			SEAT DIMENSIONS			BACK DIMENSIONS																																									
W	D	H	W	D	H	W	H																																								
IN 24	25	42	19.5	18-21	17-22	19	22-24.5																																								
MM 610	635	1067	495	457-533	432-559	483	559-622																																								
 <p><b>MB Multi-Tilter T Arm</b> COM: 1.75 YD   1.6 M Unit weight: 55 LB   25 KG Carton weight: 64 LB   29.03 KG Carton volume: 14.25 FT<sup>3</sup>   0.4 MT<sup>3</sup></p>	 <p><b>ADJUSTMENTS</b> (1) Tilt tension (2) Pneumatic seat height (3) Back angle (4) Seat angle (6) Back/lumbar height (8) Sliding seat depth (9) Infinite position tilt lock</p>	<p>Ergonomic features: A, B, C, D, E, F, G, H, M, N, Q, S</p>	<table border="1"> <tr> <th colspan="3">OVERALL DIMENSIONS</th> <th colspan="3">SEAT DIMENSIONS</th> <th colspan="3">BACK DIMENSIONS</th> </tr> <tr> <th>W</th><th>D</th><th>H</th> <th>W</th><th>D</th><th>H</th> <th>W</th><th>H</th> </tr> <tr> <td>IN 24</td><td>25</td><td>42</td> <td>19.5</td><td>18-21</td><td>17-22</td> <td>19</td><td>22-24.5</td> </tr> <tr> <td>MM 610</td><td>635</td><td>1067</td> <td>495</td><td>457-533</td><td>432-559</td> <td>483</td><td>559-622</td> </tr> </table>												OVERALL DIMENSIONS			SEAT DIMENSIONS			BACK DIMENSIONS			W	D	H	W	D	H	W	H	IN 24	25	42	19.5	18-21	17-22	19	22-24.5	MM 610	635	1067	495	457-533	432-559	483	559-622
			OVERALL DIMENSIONS			SEAT DIMENSIONS			BACK DIMENSIONS																																						
			W	D	H	W	D	H	W	H																																					
			IN 24	25	42	19.5	18-21	17-22	19	22-24.5																																					
			MM 610	635	1067	495	457-533	432-559	483	559-622																																					
<p><b>RTA 1</b>  1 per carton</p>																																															
<table border="1"> <tr> <th>1</th><th>2</th><th>3</th><th>4</th><th>5</th><th>6</th><th>7</th><th>8</th><th>9</th><th>10</th><th>11</th><th>12</th> </tr> <tr> <td>5081-3</td><td>1073</td><td>1129</td><td>1176</td><td>1231</td><td>1320</td><td>1402</td><td>1484</td><td>1556</td><td>1645</td><td>1729</td><td>1843</td><td>2004</td> </tr> </table>												1	2	3	4	5	6	7	8	9	10	11	12	5081-3	1073	1129	1176	1231	1320	1402	1484	1556	1645	1729	1843	2004											
1	2	3	4	5	6	7	8	9	10	11	12																																				
5081-3	1073	1129	1176	1231	1320	1402	1484	1556	1645	1729	1843	2004																																			
<table border="1"> <tr> <th colspan="3">OVERALL DIMENSIONS</th> <th colspan="3">SEAT DIMENSIONS</th> <th colspan="3">BACK DIMENSIONS</th> </tr> <tr> <th>W</th><th>D</th><th>H</th> <th>W</th><th>D</th><th>H</th> <th>W</th><th>H</th> </tr> <tr> <td>IN 24</td><td>25</td><td>42</td> <td>19.5</td><td>18-21</td><td>17-22</td> <td>19</td><td>22-24.5</td> </tr> <tr> <td>MM 610</td><td>635</td><td>1067</td> <td>495</td><td>457-533</td><td>432-559</td> <td>483</td><td>559-622</td> </tr> </table>												OVERALL DIMENSIONS			SEAT DIMENSIONS			BACK DIMENSIONS			W	D	H	W	D	H	W	H	IN 24	25	42	19.5	18-21	17-22	19	22-24.5	MM 610	635	1067	495	457-533	432-559	483	559-622			
OVERALL DIMENSIONS			SEAT DIMENSIONS			BACK DIMENSIONS																																									
W	D	H	W	D	H	W	H																																								
IN 24	25	42	19.5	18-21	17-22	19	22-24.5																																								
MM 610	635	1067	495	457-533	432-559	483	559-622																																								
 <p><b>MB Tilter T Arm</b> COM: 1.75 YD   1.6 M Unit weight: 34 LB   15.5 KG Carton weight: 41 LB   18.6 KG Carton volume: 9.75 FT<sup>3</sup>   0.27 MT<sup>3</sup></p>	 <p><b>ADJUSTMENTS</b> (1) Tilt tension (2) Pneumatic seat height (8) Manual seat depth (9) Upright position tilt lock Center tilt action</p>	<p>Ergonomic features: A, B, C, E, H, M, N, Q, S, U</p>	<table border="1"> <tr> <th colspan="3">OVERALL DIMENSIONS</th> <th colspan="3">SEAT DIMENSIONS</th> <th colspan="3">BACK DIMENSIONS</th> </tr> <tr> <th>W</th><th>D</th><th>H</th> <th>W</th><th>D</th><th>H</th> <th>W</th><th>H</th> </tr> <tr> <td>IN 24.5</td><td>26.5</td><td>39.5</td> <td>19.5</td><td>18.5-19.5</td><td>16.5-20.5</td> <td>19</td><td>21.5-24</td> </tr> <tr> <td>MM 622</td><td>673</td><td>1003</td> <td>495</td><td>470-495</td><td>419-521</td> <td>483</td><td>546-610</td> </tr> </table>												OVERALL DIMENSIONS			SEAT DIMENSIONS			BACK DIMENSIONS			W	D	H	W	D	H	W	H	IN 24.5	26.5	39.5	19.5	18.5-19.5	16.5-20.5	19	21.5-24	MM 622	673	1003	495	470-495	419-521	483	546-610
			OVERALL DIMENSIONS			SEAT DIMENSIONS			BACK DIMENSIONS																																						
			W	D	H	W	D	H	W	H																																					
			IN 24.5	26.5	39.5	19.5	18.5-19.5	16.5-20.5	19	21.5-24																																					
			MM 622	673	1003	495	470-495	419-521	483	546-610																																					
<p><b>RTA 2</b>  1 per carton</p>																																															
<table border="1"> <tr> <th>1</th><th>2</th><th>3</th><th>4</th><th>5</th><th>6</th><th>7</th><th>8</th><th>9</th><th>10</th><th>11</th><th>12</th> </tr> <tr> <td>5081-4</td><td>984</td><td>1040</td><td>1087</td><td>1142</td><td>1231</td><td>1313</td><td>1395</td><td>1467</td><td>1556</td><td>1640</td><td>1754</td><td>1915</td> </tr> </table>												1	2	3	4	5	6	7	8	9	10	11	12	5081-4	984	1040	1087	1142	1231	1313	1395	1467	1556	1640	1754	1915											
1	2	3	4	5	6	7	8	9	10	11	12																																				
5081-4	984	1040	1087	1142	1231	1313	1395	1467	1556	1640	1754	1915																																			
<table border="1"> <tr> <th colspan="3">OVERALL DIMENSIONS</th> <th colspan="3">SEAT DIMENSIONS</th> <th colspan="3">BACK DIMENSIONS</th> </tr> <tr> <th>W</th><th>D</th><th>H</th> <th>W</th><th>D</th><th>H</th> <th>W</th><th>H</th> </tr> <tr> <td>IN 24.5</td><td>26.5</td><td>39.5</td> <td>19.5</td><td>18.5-19.5</td><td>16.5-20.5</td> <td>19</td><td>21.5-24</td> </tr> <tr> <td>MM 622</td><td>673</td><td>1003</td> <td>495</td><td>470-495</td><td>419-521</td> <td>483</td><td>546-610</td> </tr> </table>												OVERALL DIMENSIONS			SEAT DIMENSIONS			BACK DIMENSIONS			W	D	H	W	D	H	W	H	IN 24.5	26.5	39.5	19.5	18.5-19.5	16.5-20.5	19	21.5-24	MM 622	673	1003	495	470-495	419-521	483	546-610			
OVERALL DIMENSIONS			SEAT DIMENSIONS			BACK DIMENSIONS																																									
W	D	H	W	D	H	W	H																																								
IN 24.5	26.5	39.5	19.5	18.5-19.5	16.5-20.5	19	21.5-24																																								
MM 622	673	1003	495	470-495	419-521	483	546-610																																								
 <p><b>HB Tilter</b> COM: 2 YD   1.83 M Unit weight: 35 LB   15.9 KG Carton weight: 41 LB   18.6 KG Carton volume: 11.5 FT<sup>3</sup>   0.32 MT<sup>3</sup></p>	 <p><b>ADJUSTMENTS</b> (1) Tilt tension (2) Pneumatic seat height (9) Upright position tilt lock Center tilt action</p>	<p>Ergonomic features: A, B, C, M, N, S</p>	<table border="1"> <tr> <th colspan="3">OVERALL DIMENSIONS</th> <th colspan="3">SEAT DIMENSIONS</th> <th colspan="3">BACK DIMENSIONS</th> </tr> <tr> <th>W</th><th>D</th><th>H</th> <th>W</th><th>D</th><th>H</th> <th>W</th><th>H</th> </tr> <tr> <td>IN 24.5</td><td>26.5</td><td>43.5</td> <td>19.5</td><td>19.5</td><td>16.5-21.5</td> <td>19</td><td>25.5</td> </tr> <tr> <td>MM 622</td><td>673</td><td>1105</td> <td>495</td><td>495</td><td>419-546</td> <td>483</td><td>648</td> </tr> </table>												OVERALL DIMENSIONS			SEAT DIMENSIONS			BACK DIMENSIONS			W	D	H	W	D	H	W	H	IN 24.5	26.5	43.5	19.5	19.5	16.5-21.5	19	25.5	MM 622	673	1105	495	495	419-546	483	648
			OVERALL DIMENSIONS			SEAT DIMENSIONS			BACK DIMENSIONS																																						
			W	D	H	W	D	H	W	H																																					
			IN 24.5	26.5	43.5	19.5	19.5	16.5-21.5	19	25.5																																					
			MM 622	673	1105	495	495	419-546	483	648																																					
<p><b>RTA 1</b> 1 per carton</p>																																															
<table border="1"> <tr> <th>1</th><th>2</th><th>3</th><th>4</th><th>5</th><th>6</th><th>7</th><th>8</th><th>9</th><th>10</th><th>11</th><th>12</th> </tr> <tr> <td>5090-4</td><td>814</td><td>878</td><td>932</td><td>994</td><td>1096</td><td>1190</td><td>1284</td><td>1366</td><td>1468</td><td>1564</td><td>1694</td><td>1878</td> </tr> </table>												1	2	3	4	5	6	7	8	9	10	11	12	5090-4	814	878	932	994	1096	1190	1284	1366	1468	1564	1694	1878											
1	2	3	4	5	6	7	8	9	10	11	12																																				
5090-4	814	878	932	994	1096	1190	1284	1366	1468	1564	1694	1878																																			
<table border="1"> <tr> <th colspan="3">OVERALL DIMENSIONS</th> <th colspan="3">SEAT DIMENSIONS</th> <th colspan="3">BACK DIMENSIONS</th> </tr> <tr> <th>W</th><th>D</th><th>H</th> <th>W</th><th>D</th><th>H</th> <th>W</th><th>H</th> </tr> <tr> <td>IN 24.5</td><td>26.5</td><td>43.5</td> <td>19.5</td><td>19.5</td><td>16.5-21.5</td> <td>19</td><td>25.5</td> </tr> <tr> <td>MM 622</td><td>673</td><td>1105</td> <td>495</td><td>495</td><td>419-546</td> <td>483</td><td>648</td> </tr> </table>												OVERALL DIMENSIONS			SEAT DIMENSIONS			BACK DIMENSIONS			W	D	H	W	D	H	W	H	IN 24.5	26.5	43.5	19.5	19.5	16.5-21.5	19	25.5	MM 622	673	1105	495	495	419-546	483	648			
OVERALL DIMENSIONS			SEAT DIMENSIONS			BACK DIMENSIONS																																									
W	D	H	W	D	H	W	H																																								
IN 24.5	26.5	43.5	19.5	19.5	16.5-21.5	19	25.5																																								
MM 622	673	1105	495	495	419-546	483	648																																								
 <p><b>HB Tilter Pedestal Base</b> COM: 2 YD   1.83 M Unit weight: 36 LB   16.4 KG Carton weight: 44 LB   19.96 KG Carton volume: 11.5 FT<sup>3</sup>   0.32 MT<sup>3</sup></p>	 <p><b>ADJUSTMENTS</b> (1) Tilt tension (2) Pneumatic seat height (9) Upright position tilt lock Center tilt action</p>	<p>Ergonomic features: A, B, C, M, N, S</p>	<table border="1"> <tr> <th colspan="3">OVERALL DIMENSIONS</th> <th colspan="3">SEAT DIMENSIONS</th> <th colspan="3">BACK DIMENSIONS</th> </tr> <tr> <th>W</th><th>D</th><th>H</th> <th>W</th><th>D</th><th>H</th> <th>W</th><th>H</th> </tr> <tr> <td>IN 24.5</td><td>26.5</td><td>39.5</td> <td>19.5</td><td>19.5</td><td>16.5-18.5</td> <td>19</td><td>25.5</td> </tr> <tr> <td>MM 622</td><td>673</td><td>1003</td> <td>495</td><td>495</td><td>419-470</td> <td>483</td><td>648</td> </tr> </table>												OVERALL DIMENSIONS			SEAT DIMENSIONS			BACK DIMENSIONS			W	D	H	W	D	H	W	H	IN 24.5	26.5	39.5	19.5	19.5	16.5-18.5	19	25.5	MM 622	673	1003	495	495	419-470	483	648
			OVERALL DIMENSIONS			SEAT DIMENSIONS			BACK DIMENSIONS																																						
			W	D	H	W	D	H	W	H																																					
			IN 24.5	26.5	39.5	19.5	19.5	16.5-18.5	19	25.5																																					
			MM 622	673	1003	495	495	419-470	483	648																																					
<p><b>RTA 1</b> 1 per carton</p>																																															
<table border="1"> <tr> <th>1</th><th>2</th><th>3</th><th>4</th><th>5</th><th>6</th><th>7</th><th>8</th><th>9</th><th>10</th><th>11</th><th>12</th> </tr> <tr> <td>5090-4PB</td><td>1023</td><td>1087</td><td>1141</td><td>1203</td><td>1305</td><td>1399</td><td>1493</td><td>1575</td><td>1677</td><td>1773</td><td>1903</td><td>2087</td> </tr> </table>												1	2	3	4	5	6	7	8	9	10	11	12	5090-4PB	1023	1087	1141	1203	1305	1399	1493	1575	1677	1773	1903	2087											
1	2	3	4	5	6	7	8	9	10	11	12																																				
5090-4PB	1023	1087	1141	1203	1305	1399	1493	1575	1677	1773	1903	2087																																			
<table border="1"> <tr> <th colspan="3">OVERALL DIMENSIONS</th> <th colspan="3">SEAT DIMENSIONS</th> <th colspan="3">BACK DIMENSIONS</th> </tr> <tr> <th>W</th><th>D</th><th>H</th> <th>W</th><th>D</th><th>H</th> <th>W</th><th>H</th> </tr> <tr> <td>IN 24.5</td><td>26.5</td><td>39.5</td> <td>19.5</td><td>19.5</td><td>16.5-18.5</td> <td>19</td><td>25.5</td> </tr> <tr> <td>MM 622</td><td>673</td><td>1003</td> <td>495</td><td>495</td><td>419-470</td> <td>483</td><td>648</td> </tr> </table>												OVERALL DIMENSIONS			SEAT DIMENSIONS			BACK DIMENSIONS			W	D	H	W	D	H	W	H	IN 24.5	26.5	39.5	19.5	19.5	16.5-18.5	19	25.5	MM 622	673	1003	495	495	419-470	483	648			
OVERALL DIMENSIONS			SEAT DIMENSIONS			BACK DIMENSIONS																																									
W	D	H	W	D	H	W	H																																								
IN 24.5	26.5	39.5	19.5	19.5	16.5-18.5	19	25.5																																								
MM 622	673	1003	495	495	419-470	483	648																																								

DESCRIPTION	FEATURES	MODEL #	STANDARD TEXTILE GRADES													
			1	2	3	4	5	6	7	8	9	10	11	12		
 <p><b>MB Tilter</b> COM: 1.75 YD   1.6 M Unit weight: 32 LB   14.5 KG Carton weight: 38 LB   17.24 KG Carton volume: 11.5 FT³   0.32 MT³</p>	 <p><b>ADJUSTMENTS</b> (1) Tilt tension (2) Pneumatic seat height (9) Upright position tilt lock Center tilt action</p> <p>Ergonomic features: A, B, C, M, N, S</p>	<b>5091-4</b>	780	836	883	938	1027	1109	1191	1263	1352	1436	1550	1711		
		<b>OVERALL DIMENSIONS</b>			<b>SEAT DIMENSIONS</b>			<b>BACK DIMENSIONS</b>								
		<b>W</b>	<b>D</b>	<b>H</b>	<b>W</b>	<b>D</b>	<b>H</b>	<b>W</b>	<b>H</b>							
		IN 24.5 MM 622	26.5 673	39.5 1003	19.5 495	19.5 495	16.5-21.5 419-546	19 483	21.5 546							
		<b>RTA 1</b>			1 per carton											
 <p><b>MB Tilter Pedestal Base</b> COM: 1.75 YD   1.6 M Unit weight: 33 LB   15 KG Carton weight: 41 LB   18.6 KG Carton volume: 11.5 FT³   0.32 MT³</p>	 <p><b>ADJUSTMENTS</b> (1) Tilt tension (2) Pneumatic seat height (9) Upright position tilt lock Center tilt action</p> <p>Ergonomic features: A, B, C, M, N, S</p>	<b>5091-4PB</b>	987	1043	1090	1145	1234	1316	1398	1470	1559	1643	1757	1918		
		<b>OVERALL DIMENSIONS</b>			<b>SEAT DIMENSIONS</b>			<b>BACK DIMENSIONS</b>								
		<b>W</b>	<b>D</b>	<b>H</b>	<b>W</b>	<b>D</b>	<b>H</b>	<b>W</b>	<b>H</b>							
		IN 24.5 MM 622	26.5 673	37.5 953	19.5 495	19.5 495	16.5-18.5 419-470	19 483	21.5 546							
		<b>RTA 1</b>			1 per carton											
 <p><b>Armchair</b> COM: 1.75 YD   1.6 M Unit weight: 32 LB   14.5 KG Carton weight: 42 LB   19.05 KG Carton volume: 19.5 FT³   0.55 MT³</p>	<p>Ergonomic features: M, N</p>	<b>5092</b>	734	790	837	892	981	1063	1145	1217	1306	1390	1504	1665		
		<b>OVERALL DIMENSIONS</b>			<b>SEAT DIMENSIONS</b>			<b>BACK DIMENSIONS</b>								
		<b>W</b>	<b>D</b>	<b>H</b>	<b>W</b>	<b>D</b>	<b>H</b>	<b>W</b>	<b>H</b>							
		IN 25 MM 635	26 660	37 940	19.5 495	19 483	16.5 419	19 483	27 686							
		<b>RTA 00</b>			1 per carton											



TRADITIONAL



model 3720



model 3722



**Standard Feature**  
Attractive brass-colored nail head trim is standard on all models.



model 3742



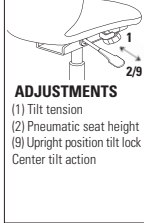

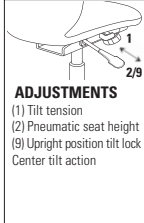
STANDARD FEATURES

- Tilter chairs are standard with a traditional style wood capped steel base.
- Select tilter models have a tufted design with brass-colored nail head trim and vinyl bumper guards.
- Select models have pneumatic seat height adjustment and tilt tension control.
- All tilting chairs have a clear back edge bumper to protect the side of the chair from accidental impact or damage.
- Dual wheel carpet casters (C1) are standard.
- Upholstery options: fabric, vinyl or leather. Vinyl and leather models may feature stitch detail across the seat and/or back cushions, if applicable. Thin or flat fabrics (like Jenny and Quilt) are not recommended.
- Note: The appearance of curved edges and tufted pleats will vary with upholstery material depending on thickness, stiffness and amount of stretch of the selected material. Thin upholstery material will make very flat pleats and thicker materials may make pleats with rolled edges. This can produce quite different looks. Both styles are considered acceptable and it is purely up to the personal preference of the purchaser.
- Wood finishes are available in Absolute (AAM), Black (BKM), Cherry (ACM), Espresso Cafe (ECM), English Oak (EOM), Fruitwood (TFM), Gray (HGM), Honey (AHM), Mahogany (TMM), Maple (AVM), Medium Walnut (MWM), Natural Walnut (NLW), Night (ASM), Noce Biondo (NBM), Noce Grigio (NGM), Noce Leggero (NEM), Noce Medio (NMM), Shaker Cherry (SKM), Walnut (TWM), WC Cream (WTM), White (WHM) and Winter Cherry (WCM). Please specify.

OPTIONAL FEATURES

- There are no arm options for this series.
- Tilter models can be ordered with an optional Black nylon base upon request, please specify. No upcharge.
- Clear back edge bumper can be removed upon request, please specify. No upcharge.
- For hard surface flooring casters, please specify (C9R). Add \$21.
- For additional caster options, please refer to the Arm and Caster section (page 351). *Optional casters may be priced higher than the standard casters for your chair and the difference will be charged. Lower priced optional casters will not be credited.*

DESCRIPTION	FEATURES	MODEL #	STANDARD TEXTILE GRADES												
			*1	*2	3	4	5	6	7	8	9	10	11	12	
<p><b>ADJUSTMENTS</b> (1) Tilt tension (2) Pneumatic seat height (9) Upright position tilt lock Center tilt action</p>	<p>* Textile options are limited, see notes.</p> <p>Ergonomic features: A, C, M, N, S</p>	3720	1581	1733	1861	2009	2251	2474	2697	2892	3134	3362	3671	4108	
		<b>OVERALL DIMENSIONS</b>			<b>SEAT DIMENSIONS</b>			<b>BACK DIMENSIONS</b>							
		W	D	H	W	D	H	W	H						
		IN 29	30	44.5	19.5	18	19-24	20	25						
		MM 737	762	1130	495	457	483-610	508	635						
			<b>RTA 00</b>	1 per carton											
	<p>* Textile options are limited, see notes.</p> <p>Ergonomic features: M, N</p>	3722	817	881	935	997	1099	1193	1287	1369	1471	1567	1697	1881	
		3722C	920	984	1038	1100	1202	1296	1390	1472	1574	1670	1800	1984	
		with (C1W) casters													
		<b>OVERALL DIMENSIONS</b>			<b>SEAT DIMENSIONS</b>			<b>BACK DIMENSIONS</b>							
		W	D	H	W	D	H	W	H						
IN 25	22.5	31	25	18	19.5	23	11								
MM 635	572	787	635	457	495	584	279								
			<b>RTA 00</b>	1 per carton											
	<p>* Textile options are limited, see notes.</p> <p>Ergonomic features: M, N</p>	3732	1083	1171	1245	1331	1471	1600	1729	1842	1982	2114	2293	2546	
		<b>OVERALL DIMENSIONS</b>			<b>SEAT DIMENSIONS</b>			<b>BACK DIMENSIONS</b>							
		W	D	H	W	D	H	W	H						
		IN 25.5	24.5	34	20.5	17	18	20.5	16						
		MM 648	622	864	521	432	457	521	406						
			<b>RTA 00</b>	1 per carton											

DESCRIPTION	FEATURES	MODEL #	STANDARD TEXTILE GRADES														
			*1	*2	3	4	5	6	7	8	9	10	11	12			
 <p><b>LB Armchair - Martha Washington Style</b>                      COM: 2.75 YD   2.51 M                      Unit weight: 23 LB   10.5 KG                      Carton weight: 28 LB   12.7 KG                      Carton volume: 15.75 FT<sup>3</sup>   0.44 MT<sup>3</sup></p>	<p>* Textile options are limited, see notes.</p> <p>Ergonomic features: M, N</p>	<p><b>3742</b></p>	1110	1198	1272	1358	1498	1627	1756	1869	2009	2141	2320	2573			
			<p><b>OVERALL DIMENSIONS</b></p>			<p><b>SEAT DIMENSIONS</b></p>			<p><b>BACK DIMENSIONS</b></p>								
			W	D	H	W	D	H	W	H							
			IN 25 MM 635	27 686	34.5 876	21.5 546	17 432	19 483	21.5 546	16 406							
 <p><b>HB Tilter - Judge's Style</b>                      COM: 5 YD   4.57 M                      Unit weight: 55 LB   25 KG                      Carton weight: 63 LB   28.58 KG                      Carton volume: 28.25 FT<sup>3</sup>   0.79 MT<sup>3</sup></p>	 <p><b>ADJUSTMENTS</b>                      (1) Tilt tension                      (2) Pneumatic seat height                      (9) Upright position tilt lock                      Center tilt action</p>	<p>* Textile options are limited, see notes.</p> <p>Ergonomic features: A, C, M, N, S</p>	<p><b>3760</b></p>	*1	*2	3	4	5	6	7	8	9	10	11	12		
				1666	1826	1961	2116	2371	2606	2841	3046	3301	3541	3866	4326		
				<p><b>OVERALL DIMENSIONS</b></p>			<p><b>SEAT DIMENSIONS</b></p>			<p><b>BACK DIMENSIONS</b></p>							
				IN 29 MM 737	32 813	48 1219	20.5 521	18.5 470	18-23 457-584	20.5 521	26 660						
 <p><b>HB Tilter - Judge's Style</b>                      COM: 4.75 YD   4.34 M                      Unit weight: 62 LB   28.2 KG                      Carton weight: 70 LB   31.75 KG                      Carton volume: 28.25 FT<sup>3</sup>   0.79 MT<sup>3</sup></p>	 <p><b>ADJUSTMENTS</b>                      (1) Tilt tension                      (2) Pneumatic seat height                      (9) Upright position tilt lock                      Center tilt action</p>	<p>* Textile options are limited, see notes.</p> <p>Ergonomic features: A, C, M, N, S</p>	<p><b>3766</b></p>	*1	*2	3	4	5	6	7	8	9	10	11	12		
				1692	1844	1972	2120	2362	2585	2808	3003	3245	3473	3782	4219		
				<p><b>OVERALL DIMENSIONS</b></p>			<p><b>SEAT DIMENSIONS</b></p>			<p><b>BACK DIMENSIONS</b></p>							
				IN 29 MM 737	32 813	48 1219	20.5 521	18.5 470	18-23 457-584	20.5 521	26 660						

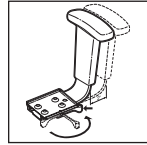
TRITEK ERGO SELECT



model 7472-3



model 7482-3



Vari-Width (WA) width adjustable arm extensions are standard when chair is ordered with adjustable arms.



model 7491-3

STANDARD FEATURES

- Designed in three seat sizes and three back sizes to accommodate every body shape and task.
- Seats and backs are interchangeable - once the right size of seat is chosen, the appropriate back height can be selected.
- The unique upper back shape enables free lateral movement.
- Schukra™ depth adjustable lumbar area for personalized comfort and support is standard.
- Dual density foam spine pad embedded in the back of the chair forms to the user's shape.
- Standard with Global's high quality Soft Descent™ pneumatic lift which slowly and gently lowers the seat height of the chair making it easy to obtain the exact seat height you desire.
- Generous seats: ultimate adjustable arms (G3) are height and width adjustable (WA) to suit user and job function. Armcaps slide over top of seat, forward and back and articulate inward.
- Standard and petite seats: low rise (G2) arms. This positions the arm 1" lower than the (G3) arm.
- Durable Black polypropylene back shroud is standard.
- Side activated sliding seat depth adjustment (MD) is standard on multi-tilters.
- Base and frame available in Black only.

- Five prong, injection molded, fiberglass reinforced nylon Black spider base with dual wheel carpet casters (C65).
- Upholstery options: fabric, vinyl or leather. Vinyl and leather models may feature stitch detail across the seat and/or back cushions, if applicable.

OPTIONAL FEATURES

- For hard surface flooring casters, please specify (C65R). Add \$21.
- Polished aluminum base with Black end guards (B2) is available, please specify (ALU). Add \$131.
- For additional arm/caster options, please refer to the Arm and Caster section (page 351). *Optional casters may be priced higher than the standard casters for your chair and the difference will be charged. Lower priced optional casters will not be credited.*
- Petite and generous seat model numbers are listed in the middle column (above Ergonomic features) and are the same price as standard seat models.

Tritek model number explanation:

example: 7471-3

7 4 \_ \_ - \_ first two digits are the series code (74)

\_ \_ 7 \_ - \_ third digit selects back height (7 extended back, 8 high back, 9 medium back)

\_ \_ \_ \_ - 3 fifth digit selects mechanism type (3 multi-tilter, 7 posture task)

Tritek dimensional information: based on measurements with multi-tilter mechanism and using the ISO CMD (Chair Measuring Device)

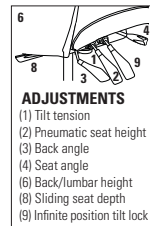
	Distance between arms	Standard arm height	Seat depth range	Seat height	Lumbar height adj. range
<b>Petite seat</b>	14.7" - 20.7" - 6" adjustment	7.3" - 10.5"	16.7" - 19.5"	15.6" - 19.4"	5" - 10.2" - 5.25" range
Soft Descent 4" lift & (G2) arm	373mm - 525mm = 152mm adj.	186mm - 266mm	424mm - 496mm	395mm - 493mm	128mm - 258mm = 130mm range
<b>Standard seat</b>	16.7" - 23.7" = 7" adjustment	6.9" - 10.0"	17.7" - 20.5"	18.2" - 23.1"	5" - 10.2" - 5.25" range
Soft Descent 4" lift & (G2) arm	424mm - 603mm = 179mm adj.	174mm - 253mm	449mm - 521mm	462mm - 588mm	128mm - 258mm = 130mm range
<b>Generous seat</b>	17.3" - 25.2" = 7.9" adjustment	8.6" - 11.7"	19.1" - 22.0"	18.3" - 23.1"	5" - 10.2" - 5.25" range
Soft Descent 5" lift & (G3) arm	439mm - 640mm = 201mm adj.	218mm - 298mm	486mm - 558mm	464mm - 588mm	128mm - 258mm = 130mm range

DESCRIPTION



**Extended HB Multi-Tilter**  
 COM: 1.75 YD | 1.6 M  
 Unit weight: 57 LB | 25.9 KG  
 Carton weight: 64 LB | 29.03 KG  
 Carton volume: 13 FT³ | 0.36 MT³

FEATURES



**ADJUSTMENTS**  
 (1) Tilt tension  
 (2) Pneumatic seat height  
 (3) Back angle  
 (4) Seat angle  
 (6) Back/lumbar height  
 (8) Sliding seat depth  
 (9) Infinite position tilt lock

**7471-3:** Petite seat  
**7473-3:** Generous seat

Ergonomic features:  
 A, B, C, D, E, F, G, H, M, N, Q, R, S, U, V

MODEL #


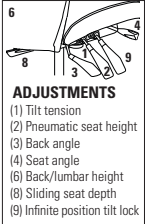

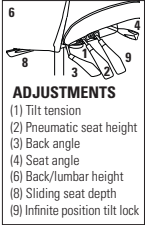

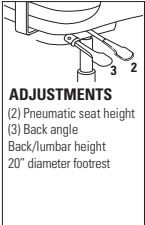
STANDARD TEXTILE GRADES

	1	2	3	4	5	6	7	8	9	10	11	12
--	---	---	---	---	---	---	---	---	---	----	----	----

**7472-3** 1317 1373 1420 1475 1564 1646 1728 1800 1889 1973 2087 2248  
 Standard seat

	OVERALL DIMENSIONS			SEAT DIMENSIONS			BACK DIMENSIONS	
	W	D	H	W	D	H	W	H
IN	26.5	24	48	20.5	17-20	17.5-22.5	18.5	25-30.25
MM	673	610	1219	521	432-508	445-572	470	635-768

**RTA 2** 1 per carton


DESCRIPTION	FEATURES	MODEL #	STANDARD TEXTILE GRADES											
			1	2	3	4	5	6	7	8	9	10	11	12
 <p><b>HB Multi-Tilter</b> COM: 1.5 YD   1.37 M Unit weight: 55 LB   25 KG Carton weight: 62 LB   28.12 KG Carton volume: 13 FT<sup>3</sup>   0.36 MT<sup>3</sup></p>	 <p><b>ADJUSTMENTS</b> (1) Tilt tension (2) Pneumatic seat height (3) Back angle (4) Seat angle (6) Back/lumbar height (8) Sliding seat depth (9) Infinite position tilt lock</p>	<p><b>7482-3</b> 1281 1329 1370 1416 1493 1563 1634 1695 1772 1844 1941 2079 Standard seat</p>	<b>OVERALL DIMENSIONS</b>			<b>SEAT DIMENSIONS</b>			<b>BACK DIMENSIONS</b>					
			<b>W</b>	<b>D</b>	<b>H</b>	<b>W</b>	<b>D</b>	<b>H</b>	<b>W</b>	<b>H</b>				
	IN 26.5	24	44	20.5	17-20	17.5-22.5	18.5	21-26.25						
	MM 673	610	1118	521	432-508	445-572	470	533-667						
				<b>RTA 2</b>	1 per carton									
 <p><b>MB Multi-Tilter</b> COM: 1.5 YD   1.37 M Unit weight: 53 LB   24.1 KG Carton weight: 60 LB   27.22 KG Carton volume: 13 FT<sup>3</sup>   0.36 MT<sup>3</sup></p>	 <p><b>ADJUSTMENTS</b> (1) Tilt tension (2) Pneumatic seat height (3) Back angle (4) Seat angle (6) Back/lumbar height (8) Sliding seat depth (9) Infinite position tilt lock</p>	<p><b>7492-3</b> 1242 1290 1331 1377 1454 1524 1595 1656 1733 1805 1902 2040 Standard seat</p>	<b>OVERALL DIMENSIONS</b>			<b>SEAT DIMENSIONS</b>			<b>BACK DIMENSIONS</b>					
			<b>W</b>	<b>D</b>	<b>H</b>	<b>W</b>	<b>D</b>	<b>H</b>	<b>W</b>	<b>H</b>				
	IN 26.5	24	41	20.5	17-20	17.5-22.5	18.5	18-23.25						
	MM 673	610	1041	521	432-508	445-572	470	457-591						
				<b>RTA 2</b>	1 per carton									
 <p><b>MB Posture Stool Armless</b> COM: 1.5 YD   1.37 M Unit weight: 35 LB   15.9 KG Carton weight: 43 LB   19.5 KG Carton volume: 15.75 FT<sup>3</sup>   0.44 MT<sup>3</sup></p>	 <p><b>ADJUSTMENTS</b> (2) Pneumatic seat height (3) Back angle Back/lumbar height 20" diameter footrest</p>	<p><b>7497-7NA</b> 1181 1229 1270 1316 1393 1463 1534 1595 1672 1744 1841 1979 Standard seat</p>	<b>OVERALL DIMENSIONS</b>			<b>SEAT DIMENSIONS</b>			<b>BACK DIMENSIONS</b>					
			<b>W</b>	<b>D</b>	<b>H</b>	<b>W</b>	<b>D</b>	<b>H</b>	<b>W</b>	<b>H</b>				
	IN 20.5	24	49	20.5	18	22.5-32.5	18.5	18-23.25						
	MM 521	610	1245	521	457	572-826	470	457-591						
				<b>RTA 2</b>	1 per carton									

TRIUMPH



model 3650-3

model 3651-3



**Lumbar Support**  
Adjusted in and out by turning the knob. Moved vertically by moving up and down on the slider.

STANDARD FEATURES

- Contemporary seating series featuring exceptional comfort, support and adjustment.
- Standard with adjustable height, forward swept arms with sliding, articulating armcaps (G1).
- Outer back knob can be adjusted in and out for lumbar support and vertically for optimal positioning.
- Frame is standard with a polished aluminum arched base and accentuated with polished aluminum back trim.
- Side activated sliding seat depth adjustment (MD) is standard.
- Dual wheel carpet casters (C1) are standard.
- Upholstery options: fabric, vinyl or leather. Vinyl and leather models may feature stitch detail across the seat and/or back cushions, if applicable.

OPTIONAL FEATURES

- For hard surface flooring casters, please specify (CSR) casters. Add \$21.
- For additional arm/caster options, please refer to the Arm and Caster section (page 351). *Optional casters may be priced higher than the standard casters for your chair and the difference will be charged. Lower priced optional casters will not be credited.*

DESCRIPTION

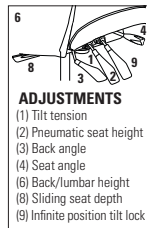
FEATURES

MODEL #

STANDARD TEXTILE GRADES



**HB Multi-Tilter**  
COM: 2 YD | 1.83 M  
Unit weight: 59 LB | 26.8 KG  
Carton weight: 70.5 LB | 31.98 KG  
Carton volume: 24.5 FT³ | 0.69 MT³



Ergonomic features:  
A, B, C, D, E, F, G, H, M, N, Q, R, S, V

	1	2	3	4	5	6	7	8	9	10	11	12
<b>3650-3</b>	1291	1355	1409	1471	1573	1667	1761	1843	1945	2041	2171	2355

OVERALL DIMENSIONS

W D H

SEAT DIMENSIONS

W D H

BACK DIMENSIONS

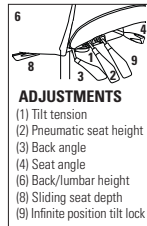
W H

IN	26	25	46.5	21	18-21	17-21	20	27
MM	660	635	1181	533	457-533	432-533	508	686

RTA 00 1 per carton



**MB Multi-Tilter**  
COM: 1.75 YD | 1.6 M  
Unit weight: 57 LB | 25.9 KG  
Carton weight: 68 LB | 30.84 KG  
Carton volume: 22.5 FT³ | 0.63 MT³



Ergonomic features:  
A, B, C, D, E, F, G, H, M, N, Q, R, S, V

	1	2	3	4	5	6	7	8	9	10	11	12
<b>3651-3</b>	1241	1297	1344	1399	1488	1570	1652	1724	1813	1897	2011	2172

OVERALL DIMENSIONS

W D H

SEAT DIMENSIONS

W D H

BACK DIMENSIONS

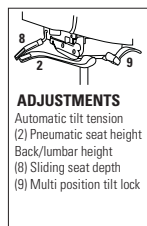
W H

IN	26	25	39.5	21	18-21	17-21	20	21
MM	660	635	1003	533	457-533	432-533	508	533

RTA 00 1 per carton



**HB Weight Sensing Synchro w/Adj. Lumbar**  
COM: 2 YD | 1.83 M  
Unit weight: 54 LB | 24.5 KG  
Carton weight: 66.5 LB | 30.16 KG  
Carton volume: 24.5 FT³ | 0.69 MT³



Ergonomic features:  
A, B, C, D, E, H, L, M, N, Q, R, V

	1	2	3	4	5	6	7	8	9	10	11	12
<b>3650-8</b>	1291	1355	1409	1471	1573	1667	1761	1843	1945	2041	2171	2355

OVERALL DIMENSIONS

W D H

SEAT DIMENSIONS

W D H

BACK DIMENSIONS

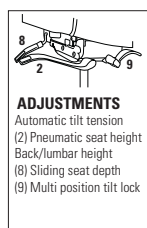
W H

IN	26	25	45.5	21	18-21	16-20	20	26
MM	660	635	1156	533	457-533	406-508	508	660

RTA 00 1 per carton



**MB Weight Sensing Synchro w/Adj. Lumbar**  
COM: 1.75 YD | 1.6 M  
Unit weight: 52 LB | 23.6 KG  
Carton weight: 63 LB | 28.58 KG  
Carton volume: 22.5 FT³ | 0.63 MT³



Ergonomic features:  
A, B, C, D, E, H, L, M, N, Q, R, V

	1	2	3	4	5	6	7	8	9	10	11	12
<b>3651-8</b>	1241	1297	1344	1399	1488	1570	1652	1724	1813	1897	2011	2172

OVERALL DIMENSIONS

W D H

SEAT DIMENSIONS

W D H

BACK DIMENSIONS

W H

IN	26	25	38.5	21	18-21	16-20	20	20
MM	660	635	978	533	457-533	406-508	508	508

RTA 00 1 per carton

TRUFORM



model 5450-3




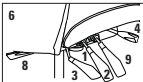


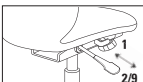


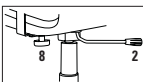

model 5451-3


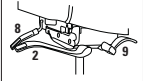


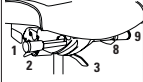


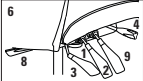


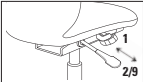


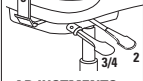

STANDARD FEATURES


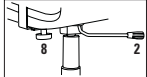


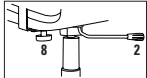

- A range of different models are available, all featuring gently curved, streamlined seat and back cushions.
- Standard with adjustable height (SC) arms.
- All models are standard with a high rise, injection molded base, Black only.
- All models are shipped partially KD.
- Seat depth is standard on models 5450-3, 5450-8, 5451-0, 5451-3.
- Vari-Width (WA) width adjustable arm extensions are standard on chairs with adjustable arms. Allows the arms to move away from the seat by 2" on each side to allow space if desired for broader hip widths.
- Truform heavy duty models can be found under the Heavy Duty section (page 337).
- Dual wheel carpet casters (C1) are standard.
- Upholstery options: fabric and some vinyl only. Note: Select stretchy vinyls can be used including Allante FRee. Some wrinkling of the materials on the upper left and right corner of the back is normal and should be expected.

OPTIONAL FEATURES

- Arched, polished aluminum base (B5) is available, please specify (ALU). Add \$131.
- For hard surface flooring casters, please specify (C9R). Add \$21.
- For additional arm/caster options, please refer to the Arm and Caster section (page 351). *Optional casters may be priced higher than the standard casters for your chair and the difference will be charged. Lower priced optional casters will not be credited.*

DESCRIPTION	FEATURES	MODEL #	STANDARD TEXTILE GRADES													
			1	2	3	4	5	6	7	8	9	10	11	12		
 <p><b>HB Multi-Tilter</b> COM: 2 YD   1.83 M Unit weight: 58 LB   26.4 KG Carton weight: 63 LB   28.58 KG Carton volume: 10.5 FT³   0.29 MT³</p>	 <p><b>ADJUSTMENTS</b> (1) Tilt tension (2) Pneumatic seat height (3) Back angle (4) Seat angle (6) Back/lumbar height (8) Sliding seat depth (9) Infinite position tilt lock</p>	<b>5450-3</b>	903	967	1021	1083	1185	1279	1373	1455	1557	1653	1783	1967		
		<b>OVERALL DIMENSIONS</b>			<b>SEAT DIMENSIONS</b>			<b>BACK DIMENSIONS</b>								
		<b>W</b>	<b>D</b>	<b>H</b>	<b>W</b>	<b>D</b>	<b>H</b>	<b>W</b>	<b>H</b>							
		IN 26 MM 660	25 635	42 1067	20 508	18-21 457-533	16.5-21.5 419-546	20 508	23.5-26 597-660							
<p>RTA 2  1 per carton</p>																
 <p><b>HB Tilter</b> COM: 2 YD   1.83 M Unit weight: 40 LB   18.2 KG Carton weight: 50 LB   22.68 KG Carton volume: 10.5 FT³   0.29 MT³</p>	 <p><b>ADJUSTMENTS</b> (1) Tilt tension (2) Pneumatic seat height (9) Upright position tilt lock Center tilt action</p>	<b>5450-4</b>	785	849	903	965	1067	1161	1255	1337	1439	1535	1665	1849		
		<b>OVERALL DIMENSIONS</b>			<b>SEAT DIMENSIONS</b>			<b>BACK DIMENSIONS</b>								
		<b>W</b>	<b>D</b>	<b>H</b>	<b>W</b>	<b>D</b>	<b>H</b>	<b>W</b>	<b>H</b>							
		IN 26 MM 660	25 635	42 1067	20 508	18-20.5 457-521	16.5-21.5 419-546	20 508	23.5-26 597-660							
<p>RTA 2  1 per carton</p>																
 <p><b>HB Task</b> COM: 2 YD   1.83 M Unit weight: 34 LB   15.5 KG Carton weight: 44 LB   19.96 KG Carton volume: 10.5 FT³   0.29 MT³</p>	 <p><b>ADJUSTMENTS</b> (2) Pneumatic seat height (8) Manual seat depth</p>	<b>5450-6</b>	659	723	777	839	941	1035	1129	1211	1313	1409	1539	1723		
		<b>OVERALL DIMENSIONS</b>			<b>SEAT DIMENSIONS</b>			<b>BACK DIMENSIONS</b>								
		<b>W</b>	<b>D</b>	<b>H</b>	<b>W</b>	<b>D</b>	<b>H</b>	<b>W</b>	<b>H</b>							
		IN 26 MM 660	25 635	41.5 1054	20 508	18-20.5 457-521	16-21 406-533	20 508	23.5-26 597-660							
<p>RTA 2  1 per carton</p>																

DESCRIPTION	FEATURES	MODEL #	STANDARD TEXTILE GRADES													
			1	2	3	4	5	6	7	8	9	10	11	12		
 <p><b>HB Weight Sensing Synchro-Tilter</b> COM: 2 YD   1.83 M Unit weight: 54 LB   24.5 KG Carton weight: 64 LB   29.03 KG Carton volume: 10.5 FT³   0.29 MT³</p>	 <p><b>ADJUSTMENTS</b> Automatic tilt tension (2) Pneumatic seat height Back/lumbar height (8) Sliding seat depth (9) Multi position tilt lock</p>	<b>5450-8</b>	903	967	1021	1083	1185	1279	1373	1455	1557	1653	1783	1967		
		<b>OVERALL DIMENSIONS</b>			<b>SEAT DIMENSIONS</b>			<b>BACK DIMENSIONS</b>								
		<b>W</b>	<b>D</b>	<b>H</b>	<b>W</b>	<b>D</b>	<b>H</b>	<b>W</b>	<b>H</b>							
		IN 26 MM 660	25 635	41.5 1054	20 508	18-21 457-533	16-21 406-533	20 508	23.5-26 597-660							
			<b>RTA 2</b>		1 per carton											
 <p><b>MB Synchro-Tilter w/Back Angle Adj.</b> COM: 1.75 YD   1.6 M Unit weight: 53 LB   24.1 KG Carton weight: 63 LB   28.58 KG Carton volume: 10.5 FT³   0.29 MT³</p>	 <p><b>ADJUSTMENTS</b> (1) Tilt tension (2) Pneumatic seat height (3) Back angle Back/lumbar height (8) Sliding seat depth (9) Multi position tilt lock Synchro tilt action</p>	<b>5451-0</b>	849	905	952	1007	1096	1178	1260	1332	1421	1505	1619	1780		
		<b>OVERALL DIMENSIONS</b>			<b>SEAT DIMENSIONS</b>			<b>BACK DIMENSIONS</b>								
		<b>W</b>	<b>D</b>	<b>H</b>	<b>W</b>	<b>D</b>	<b>H</b>	<b>W</b>	<b>H</b>							
		IN 26 MM 660	25 635	38.5 978	20 508	18-21 457-533	16.5-21.5 419-546	20 508	20-22.5 508-572							
			<b>RTA 2</b>		1 per carton											
 <p><b>MB Multi-Tilter</b> COM: 1.75 YD   1.6 M Unit weight: 55 LB   25 KG Carton weight: 60 LB   27.22 KG Carton volume: 10.5 FT³   0.29 MT³</p>	 <p><b>ADJUSTMENTS</b> (1) Tilt tension (2) Pneumatic seat height (3) Back angle (4) Seat angle (6) Back/lumbar height (8) Sliding seat depth (9) Infinite position tilt lock</p>	<b>5451-3</b>	849	905	952	1007	1096	1178	1260	1332	1421	1505	1619	1780		
		<b>OVERALL DIMENSIONS</b>			<b>SEAT DIMENSIONS</b>			<b>BACK DIMENSIONS</b>								
		<b>W</b>	<b>D</b>	<b>H</b>	<b>W</b>	<b>D</b>	<b>H</b>	<b>W</b>	<b>H</b>							
		IN 26 MM 660	25 635	38.5 978	20 508	18-21 457-533	16.5-21.5 419-546	20 508	20-22.5 508-572							
			<b>RTA 2</b>		1 per carton											
 <p><b>MB Tilter</b> COM: 1.75 YD   1.6 M Unit weight: 38 LB   17.3 KG Carton weight: 48 LB   21.77 KG Carton volume: 10.5 FT³   0.29 MT³</p>	 <p><b>ADJUSTMENTS</b> (1) Tilt tension (2) Pneumatic seat height (9) Upright position tilt lock Center tilt action</p>	<b>5451-4</b>	731	787	834	889	978	1060	1142	1214	1303	1387	1501	1662		
		<b>OVERALL DIMENSIONS</b>			<b>SEAT DIMENSIONS</b>			<b>BACK DIMENSIONS</b>								
		<b>W</b>	<b>D</b>	<b>H</b>	<b>W</b>	<b>D</b>	<b>H</b>	<b>W</b>	<b>H</b>							
		IN 26 MM 660	25 635	38.5 978	20 508	18-20.5 457-521	16.5-21.5 419-546	20 508	20-22.5 508-572							
			<b>RTA 2</b>		1 per carton											
 <p><b>MB Operator</b> COM: 1.75 YD   1.6 M Unit weight: 40 LB   18.2 KG Carton weight: 45 LB   20.41 KG Carton volume: 10.5 FT³   0.29 MT³</p>	 <p><b>ADJUSTMENTS</b> (2) Pneumatic seat height (3) Back angle (4) Seat angle (6) Back/lumbar height Free floating seat &amp; back</p>	<b>5451-5</b>	801	857	904	959	1048	1130	1212	1284	1373	1457	1571	1732		
		<b>OVERALL DIMENSIONS</b>			<b>SEAT DIMENSIONS</b>			<b>BACK DIMENSIONS</b>								
		<b>W</b>	<b>D</b>	<b>H</b>	<b>W</b>	<b>D</b>	<b>H</b>	<b>W</b>	<b>H</b>							
		IN 26 MM 660	25 635	38.5 978	20 508	18-20.5 457-521	16.5-21.5 419-546	20 508	20-22.5 508-572							
			<b>RTA 2</b>		1 per carton											

DESCRIPTION	FEATURES	MODEL #	STANDARD TEXTILE GRADES											
			1	2	3	4	5	6	7	8	9	10	11	12
 <p><b>MB Height Adjustable Stool Armless</b>                      COM: 1.75 YD   1.6 M                      Unit weight: 32 LB   14.5 KG                      Carton weight: 38 LB   17.24 KG                      Carton volume: 10.5 FT³   0.29 MT³</p>	 <p><b>ADJUSTMENTS</b>                      (2) Pneumatic seat height                      (8) Manual seat depth                      20" diameter footrest</p> <p>Ergonomic features:                      C, E, M, N</p>	<b>5457-6</b>	765	821	868	923	1012	1094	1176	1248	1337	1421	1535	1696
			<b>OVERALL DIMENSIONS</b>			<b>SEAT DIMENSIONS</b>			<b>BACK DIMENSIONS</b>					
			<b>W</b>	<b>D</b>	<b>H</b>	<b>W</b>	<b>D</b>	<b>H</b>	<b>W</b>		<b>H</b>			
			IN 20	25	47	20	17.5-19	22-30	20		20			
			MM 508	635	1194	508	445-483	559-762	508		508			
			<b>RTA 2</b>  1 per carton											
 <p><b>MB Height Adjustable Stool</b>                      COM: 1.75 YD   1.6 M                      Unit weight: 40 LB   18.2 KG                      Carton weight: 44 LB   19.96 KG                      Carton volume: 10.5 FT³   0.29 MT³</p>	 <p><b>ADJUSTMENTS</b>                      (2) Pneumatic seat height                      (8) Manual seat depth                      20" diameter footrest</p> <p>Ergonomic features:                      C, E, H, Q, M, N</p>	<b>5458-6</b>	917	973	1020	1075	1164	1246	1328	1400	1489	1573	1687	1848
			<b>OVERALL DIMENSIONS</b>			<b>SEAT DIMENSIONS</b>			<b>BACK DIMENSIONS</b>					
			<b>W</b>	<b>D</b>	<b>H</b>	<b>W</b>	<b>D</b>	<b>H</b>	<b>W</b>		<b>H</b>			
			IN 26	25	47	20	17.5-19	22-30	20		20			
			MM 660	635	1194	508	445-483	559-762	508		508			
			<b>RTA 2</b>  1 per carton											



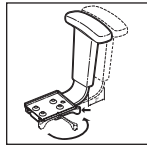
TYE



model 1950-4 (3N)



model 1951-4 (3N)



**Vari-Width (WA)** width adjustable arm extensions are optional when chair is ordered with adjustable arms.




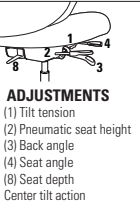

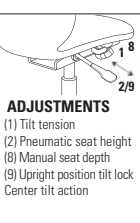

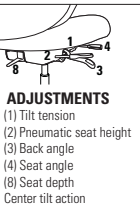
model 1953


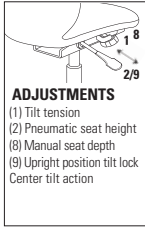



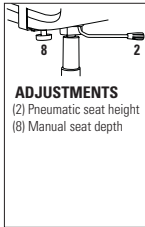






STANDARD FEATURES

- Chair backs feature contemporary two-tone textile combination of elastic mesh and upholstered trim.
- Standard with adjustable height T-arms with curved urethane armcaps (3N) in Black only.
- All models (except armchair) are standard with a five prong, injection molded spider base with dual wheel carpet casters (C65).
- Mesh available in Black only.
- Seat and back panels will be upholstered in the same textile unless otherwise specified.
- Upholstery options: fabric only.

OPTIONAL FEATURES

- Cantilever frame on armchair (model 1953) is available in Black (TBL) or Tungsten (TTU). No upcharge. For Chrome (CHM) finish, add 10% of opening published grade price..
- For hard surface flooring casters, please specify (C65R). Add \$21.
- Vari-Width (WA) width adjustable arm extensions are optional when chair is ordered with adjustable arms. Allows the arms to move away from the seat by 2" on each side to allow space if desired for broader hip widths. Add \$84.
- For additional arm/caster options, please refer to the Arm and Caster section (page 351). *Optional casters may be priced higher than the standard casters for your chair and the difference will be charged. Lower priced optional casters will not be credited.*

DESCRIPTION	FEATURES	MODEL #	STANDARD TEXTILE GRADES												
			1	2	3	4	5	6	7	8	9	10	11	12	
 <p><b>HB Multi-Tilter</b> COM: 1.5 YD   1.37 M Unit weight: 43 LB   19.5 KG Carton weight: 55 LB   24.95 KG Carton volume: 11 FT<sup>3</sup>   0.31 MT<sup>3</sup></p>	 <p><b>ADJUSTMENTS</b> (1) Tilt tension (2) Pneumatic seat height (3) Back angle (4) Seat angle (8) Seat depth (8) Center tilt action</p>	<p>Ergonomic features: A, B, C, F, H, M, N, S</p>	1950-3	906	954	995	1041	1118	1188	1259	1320	1397	1469	1566	1704
			<b>OVERALL DIMENSIONS</b>			<b>SEAT DIMENSIONS</b>			<b>BACK DIMENSIONS</b>						
			W	D	H	W	D	H	W		H				
			IN 25 MM 635	26 660	45 1143	21 533	19-20.5 483-521	17-22 432-559	19.5 495		27 686				
			RTA 2	courier			1 per carton								
 <p><b>HB Tilter</b> COM: 1.5 YD   1.37 M Unit weight: 40 LB   18.2 KG Carton weight: 52 LB   23.59 KG Carton volume: 11 FT<sup>3</sup>   0.31 MT<sup>3</sup></p>	 <p><b>ADJUSTMENTS</b> (1) Tilt tension (2) Pneumatic seat height (8) Manual seat depth (9) Upright position tilt lock (8) Center tilt action</p>	<p>Ergonomic features: A, B, C, H, M, N, S</p>	1950-4	782	830	871	917	994	1064	1135	1196	1273	1345	1442	1580
			<b>OVERALL DIMENSIONS</b>			<b>SEAT DIMENSIONS</b>			<b>BACK DIMENSIONS</b>						
			W	D	H	W	D	H	W		H				
			IN 25 MM 635	26 660	45.5 1156	21 533	19-20.5 483-521	16.5-21.5 419-546	19.5 495		27 686				
			RTA 2	courier			1 per carton								
 <p><b>MB Multi-Tilter</b> COM: 1.25 YD   1.14 M Unit weight: 41 LB   18.6 KG Carton weight: 53 LB   24.04 KG Carton volume: 10.5 FT<sup>3</sup>   0.29 MT<sup>3</sup></p>	 <p><b>ADJUSTMENTS</b> (1) Tilt tension (2) Pneumatic seat height (3) Back angle (4) Seat angle (8) Seat depth (8) Center tilt action</p>	<p>Ergonomic features: A, B, C, F, H, M, N, S</p>	1951-3	865	905	939	978	1041	1100	1159	1210	1274	1334	1415	1530
			<b>OVERALL DIMENSIONS</b>			<b>SEAT DIMENSIONS</b>			<b>BACK DIMENSIONS</b>						
			W	D	H	W	D	H	W		H				
			IN 25 MM 635	26 660	40.5 1029	21 533	19-20.5 483-521	17-22 432-559	19.5 495		23 584				
			RTA 2	courier			1 per carton								

DESCRIPTION	FEATURES	MODEL #	STANDARD TEXTILE GRADES																																												
			1	2	3	4	5	6	7	8	9	10	11	12																																	
 <p><b>MB Tilter</b> COM: 1.25 YD   1.14 M Unit weight: 38 LB   17.3 KG Carton weight: 50 LB   22.68 KG Carton volume: 10.5 FT³   0.29 MT³</p>	 <p><b>ADJUSTMENTS</b> (1) Tilt tension (2) Pneumatic seat height (8) Manual seat depth (9) Upright position tilt lock Center tilt action</p>	<p>Ergonomic features: A, B, C, E, H, M, N, S</p>	<table border="1"> <thead> <tr> <th colspan="3">OVERALL DIMENSIONS</th> <th colspan="3">SEAT DIMENSIONS</th> <th colspan="3">BACK DIMENSIONS</th> </tr> <tr> <th>W</th> <th>D</th> <th>H</th> <th>W</th> <th>D</th> <th>H</th> <th>W</th> <th>H</th> </tr> </thead> <tbody> <tr> <td>IN 25</td> <td>26</td> <td>41</td> <td>21</td> <td>19-20.5</td> <td>16.5-21.5</td> <td>19.5</td> <td>23</td> </tr> <tr> <td>MM 635</td> <td>660</td> <td>1041</td> <td>533</td> <td>483-521</td> <td>419-546</td> <td>495</td> <td>584</td> </tr> </tbody> </table>												OVERALL DIMENSIONS			SEAT DIMENSIONS			BACK DIMENSIONS			W	D	H	W	D	H	W	H	IN 25	26	41	21	19-20.5	16.5-21.5	19.5	23	MM 635	660	1041	533	483-521	419-546	495	584
			OVERALL DIMENSIONS			SEAT DIMENSIONS			BACK DIMENSIONS																																						
			W	D	H	W	D	H	W	H																																					
			IN 25	26	41	21	19-20.5	16.5-21.5	19.5	23																																					
			MM 635	660	1041	533	483-521	419-546	495	584																																					
<p><b>RTA 2</b>  1 per carton</p>																																															
<table border="1"> <thead> <tr> <th>1</th> <th>2</th> <th>3</th> <th>4</th> <th>5</th> <th>6</th> <th>7</th> <th>8</th> <th>9</th> <th>10</th> <th>11</th> <th>12</th> </tr> </thead> <tbody> <tr> <td>1951-4</td> <td>741</td> <td>781</td> <td>815</td> <td>854</td> <td>917</td> <td>976</td> <td>1035</td> <td>1086</td> <td>1150</td> <td>1210</td> <td>1291</td> <td>1406</td> </tr> </tbody> </table>												1	2	3	4	5	6	7	8	9	10	11	12	1951-4	741	781	815	854	917	976	1035	1086	1150	1210	1291	1406											
1	2	3	4	5	6	7	8	9	10	11	12																																				
1951-4	741	781	815	854	917	976	1035	1086	1150	1210	1291	1406																																			
<table border="1"> <thead> <tr> <th colspan="3">OVERALL DIMENSIONS</th> <th colspan="3">SEAT DIMENSIONS</th> <th colspan="3">BACK DIMENSIONS</th> </tr> <tr> <th>W</th> <th>D</th> <th>H</th> <th>W</th> <th>D</th> <th>H</th> <th>W</th> <th>H</th> </tr> </thead> <tbody> <tr> <td>IN 25</td> <td>26</td> <td>35</td> <td>21</td> <td>19-20.5</td> <td>17-22</td> <td>19.5</td> <td>16</td> </tr> <tr> <td>MM 635</td> <td>660</td> <td>889</td> <td>533</td> <td>483-521</td> <td>432-559</td> <td>495</td> <td>406</td> </tr> </tbody> </table>												OVERALL DIMENSIONS			SEAT DIMENSIONS			BACK DIMENSIONS			W	D	H	W	D	H	W	H	IN 25	26	35	21	19-20.5	17-22	19.5	16	MM 635	660	889	533	483-521	432-559	495	406			
OVERALL DIMENSIONS			SEAT DIMENSIONS			BACK DIMENSIONS																																									
W	D	H	W	D	H	W	H																																								
IN 25	26	35	21	19-20.5	17-22	19.5	16																																								
MM 635	660	889	533	483-521	432-559	495	406																																								
<p>Ergonomic features: C, E, H, M, N</p>			<p><b>RTA 2</b>  1 per carton</p>																																												
 <p><b>LB Task w/Arms</b> COM: 1 YD   0.91 M Unit weight: 34 LB   15.5 KG Carton weight: 43 LB   19.5 KG Carton volume: 9.25 FT³   0.26 MT³</p>	 <p><b>ADJUSTMENTS</b> (2) Pneumatic seat height (8) Manual seat depth</p>	<p>Ergonomic features: C, E, H, M, N</p>	<table border="1"> <thead> <tr> <th colspan="3">OVERALL DIMENSIONS</th> <th colspan="3">SEAT DIMENSIONS</th> <th colspan="3">BACK DIMENSIONS</th> </tr> <tr> <th>W</th> <th>D</th> <th>H</th> <th>W</th> <th>D</th> <th>H</th> <th>W</th> <th>H</th> </tr> </thead> <tbody> <tr> <td>IN 25</td> <td>26</td> <td>35</td> <td>21</td> <td>19-20.5</td> <td>17-22</td> <td>19.5</td> <td>16</td> </tr> <tr> <td>MM 635</td> <td>660</td> <td>889</td> <td>533</td> <td>483-521</td> <td>432-559</td> <td>495</td> <td>406</td> </tr> </tbody> </table>												OVERALL DIMENSIONS			SEAT DIMENSIONS			BACK DIMENSIONS			W	D	H	W	D	H	W	H	IN 25	26	35	21	19-20.5	17-22	19.5	16	MM 635	660	889	533	483-521	432-559	495	406
			OVERALL DIMENSIONS			SEAT DIMENSIONS			BACK DIMENSIONS																																						
			W	D	H	W	D	H	W	H																																					
			IN 25	26	35	21	19-20.5	17-22	19.5	16																																					
			MM 635	660	889	533	483-521	432-559	495	406																																					
<p><b>RTA 2</b>  1 per carton</p>																																															
<table border="1"> <thead> <tr> <th>1</th> <th>2</th> <th>3</th> <th>4</th> <th>5</th> <th>6</th> <th>7</th> <th>8</th> <th>9</th> <th>10</th> <th>11</th> <th>12</th> </tr> </thead> <tbody> <tr> <td>1952-6</td> <td>633</td> <td>665</td> <td>692</td> <td>723</td> <td>774</td> <td>821</td> <td>868</td> <td>909</td> <td>960</td> <td>1008</td> <td>1073</td> <td>1165</td> </tr> </tbody> </table>												1	2	3	4	5	6	7	8	9	10	11	12	1952-6	633	665	692	723	774	821	868	909	960	1008	1073	1165											
1	2	3	4	5	6	7	8	9	10	11	12																																				
1952-6	633	665	692	723	774	821	868	909	960	1008	1073	1165																																			
<table border="1"> <thead> <tr> <th colspan="3">OVERALL DIMENSIONS</th> <th colspan="3">SEAT DIMENSIONS</th> <th colspan="3">BACK DIMENSIONS</th> </tr> <tr> <th>W</th> <th>D</th> <th>H</th> <th>W</th> <th>D</th> <th>H</th> <th>W</th> <th>H</th> </tr> </thead> <tbody> <tr> <td>IN 27</td> <td>23</td> <td>35</td> <td>22</td> <td>18.5</td> <td>18</td> <td>19</td> <td>18</td> </tr> <tr> <td>MM 686</td> <td>584</td> <td>889</td> <td>559</td> <td>470</td> <td>457</td> <td>483</td> <td>457</td> </tr> </tbody> </table>												OVERALL DIMENSIONS			SEAT DIMENSIONS			BACK DIMENSIONS			W	D	H	W	D	H	W	H	IN 27	23	35	22	18.5	18	19	18	MM 686	584	889	559	470	457	483	457			
OVERALL DIMENSIONS			SEAT DIMENSIONS			BACK DIMENSIONS																																									
W	D	H	W	D	H	W	H																																								
IN 27	23	35	22	18.5	18	19	18																																								
MM 686	584	889	559	470	457	483	457																																								
<p>Ergonomic features: M, N</p>			<p><b>RTA 1</b>  1 per carton</p>																																												
 <p><b>Armchair</b> COM: 1 YD   0.91 M Unit weight: 32 LB   14.5 KG Carton weight: 36 LB   16.33 KG Carton volume: 10.25 FT³   0.29 MT³</p>	 <p><b>ADJUSTMENTS</b> (2) Pneumatic seat height (8) Manual seat depth</p>	<p>Ergonomic features: M, N</p>	<table border="1"> <thead> <tr> <th colspan="3">OVERALL DIMENSIONS</th> <th colspan="3">SEAT DIMENSIONS</th> <th colspan="3">BACK DIMENSIONS</th> </tr> <tr> <th>W</th> <th>D</th> <th>H</th> <th>W</th> <th>D</th> <th>H</th> <th>W</th> <th>H</th> </tr> </thead> <tbody> <tr> <td>IN 27</td> <td>23</td> <td>35</td> <td>22</td> <td>18.5</td> <td>18</td> <td>19</td> <td>18</td> </tr> <tr> <td>MM 686</td> <td>584</td> <td>889</td> <td>559</td> <td>470</td> <td>457</td> <td>483</td> <td>457</td> </tr> </tbody> </table>												OVERALL DIMENSIONS			SEAT DIMENSIONS			BACK DIMENSIONS			W	D	H	W	D	H	W	H	IN 27	23	35	22	18.5	18	19	18	MM 686	584	889	559	470	457	483	457
			OVERALL DIMENSIONS			SEAT DIMENSIONS			BACK DIMENSIONS																																						
			W	D	H	W	D	H	W	H																																					
			IN 27	23	35	22	18.5	18	19	18																																					
			MM 686	584	889	559	470	457	483	457																																					
<p><b>RTA 1</b>  1 per carton</p>																																															
<table border="1"> <thead> <tr> <th>1</th> <th>2</th> <th>3</th> <th>4</th> <th>5</th> <th>6</th> <th>7</th> <th>8</th> <th>9</th> <th>10</th> <th>11</th> <th>12</th> </tr> </thead> <tbody> <tr> <td>1953</td> <td>613</td> <td>645</td> <td>672</td> <td>703</td> <td>754</td> <td>801</td> <td>848</td> <td>889</td> <td>940</td> <td>988</td> <td>1053</td> <td>1145</td> </tr> </tbody> </table>												1	2	3	4	5	6	7	8	9	10	11	12	1953	613	645	672	703	754	801	848	889	940	988	1053	1145											
1	2	3	4	5	6	7	8	9	10	11	12																																				
1953	613	645	672	703	754	801	848	889	940	988	1053	1145																																			
<table border="1"> <thead> <tr> <th colspan="3">OVERALL DIMENSIONS</th> <th colspan="3">SEAT DIMENSIONS</th> <th colspan="3">BACK DIMENSIONS</th> </tr> <tr> <th>W</th> <th>D</th> <th>H</th> <th>W</th> <th>D</th> <th>H</th> <th>W</th> <th>H</th> </tr> </thead> <tbody> <tr> <td>IN 27</td> <td>23</td> <td>35</td> <td>22</td> <td>18.5</td> <td>18</td> <td>19</td> <td>18</td> </tr> <tr> <td>MM 686</td> <td>584</td> <td>889</td> <td>559</td> <td>470</td> <td>457</td> <td>483</td> <td>457</td> </tr> </tbody> </table>												OVERALL DIMENSIONS			SEAT DIMENSIONS			BACK DIMENSIONS			W	D	H	W	D	H	W	H	IN 27	23	35	22	18.5	18	19	18	MM 686	584	889	559	470	457	483	457			
OVERALL DIMENSIONS			SEAT DIMENSIONS			BACK DIMENSIONS																																									
W	D	H	W	D	H	W	H																																								
IN 27	23	35	22	18.5	18	19	18																																								
MM 686	584	889	559	470	457	483	457																																								
<p>Ergonomic features: M, N</p>			<p><b>RTA 1</b>  1 per carton</p>																																												

VION



model 6321-8 (BAU-AC)



model 6331-8 (BAU-AC)



Optional Lumbar Pad (LS)  
See right for details.



model 6322-4 (BLK-C)



model 6321-4PB

Vion Guest + Low Back Armless Task Pedestal Base Chairs



Please see page 216.

STANDARD FEATURES

- Vion is a comprehensive seating series offering a family of models to address multiple applications: task, management, conference, guest, pedestal base, heavy duty 24/7 and stools.
- Series offers low, medium and high back models with either a mesh or upholstered back.
- Vion heavy duty models can be found under the Heavy Duty section (page 349).
- Five different control mechanism options to suit all price points and ergonomic requirements.
- High and medium back models are standard with height and width adjustable arms that feature a front to back sliding armcap.
- Standard with Global's high quality Soft Descent™ pneumatic lift which slowly and gently lowers the seat height of the chair making it easy to obtain the exact seat height you desire.
- Side activated sliding seat depth adjustment (MD) is standard on multi-tilter, synchro-tilter with back angle adjustment and weight sensing synchro tilter control mechanisms.
- Standard with five prong, injection molded, fiberglass reinforced nylon Governor base (B7) with dual wheel carpet casters (C1).
- Pedestal base models provide fixed location seating for use in auditoriums, classrooms, jury boxes, public venues and more. The base must be mounted to the floor (mounting hardware not included). See Pedestal Base Installation Guide on website for details.
- Mesh back models are available in ten standard Vion Mesh colors: Aqua (MS75), Black (MS69), Black Cherry (MS76), Blue (MS72), Dust (MS77), Ivory (MS78), Natural (MS74), Paprika (MS79), Rope (MS73) and Stone (MS71).
- Upholstered back models feature Black textile (Jenny JN02) on the back side as standard.
- Upholstery options: fabric, vinyl or leather. Vinyl and leather models may feature stitch detail across the seat and/or back cushions, if applicable.

OPTIONAL FEATURES

- Vion back frames, arms and bases are available in three colors: Black, Shadow and Fog. See Vion finishes chart for options and upcharges. Armcaps are always Black.
- Mesh back models are also available in ten Dimension Mesh colors: Berry (DBE), Black (DBK), Chalk (DCL), Charcoal (DCH), Citrus (DCT), Cobalt (DCO), Fog (DST), Pool Blue (DPB), Sand (DSD), Shadow (DGM). Add \$25.
- Upholstered back models offer a matching outer (MO) upholstery option. Due to the additional material needed, these models are listed separately and are priced differently than the standard upholstered back models.
- Medium and high back models: Optional lumbar pad (LS) can be added at time of order, please specify. Add \$17. Lumbar pad can also be ordered after sale as a kit, specify model 6339 at \$32 list price. The Lumbar pad is adjustable up to 3" vertically. Its spring loaded depth adjustment automatically provides the right amount of pressure.
- Seat available in memory foam, please specify (MF). Add \$106.
- Petite seat models (2" shorter and 2" narrower than the standard size seat) are available. Please specify by adding (P) to the model code. No upcharge.
- For hard surface flooring casters, please specify (C9R). Add \$21.
- For additional arm/caster options, please refer to the Arm and Caster section (page 351). *Optional casters may be priced higher than the standard casters for your chair and the difference will be charged. Lower priced optional casters will not be credited.*
- Pedestal base models have Black bases with 2" height adjustable cylinders, please specify: (SH) Swivel, auto return to max height. No upcharge. (SN) Non-swivel, auto return to max height. Add \$16. (SC) Swivel, auto return to center and return to max height. Add \$26.

VION FINISHES - TASK SEATING				
Back Frame	Base	SPECIFY CODE	Arm Options	SPECIFY CODE
Black	Black	BLK	Adjustable "T" arm (Black) Adjustable "T" arm, fixed armcap (Black) Adjustable "T" arm (Black, Chrome accent) Adj. "T" arm, fixed armcap (Black, Chrome accent)	AS AF AC AD
	Polished aluminum	BAU   Add \$131		
Shadow	Shadow	SHW   Add \$131	Adjustable "T" arm (Shadow) Adjustable "T" arm, fixed armcap (Shadow) Adjustable "T" arm (Shadow, Chrome accent) Adj. "T" arm, fixed armcap (Shadow, Chrome accent)	SHA SHF FC CF
	Polished aluminum	SAU   Add \$131		
Fog	Fog	FOG   Add \$131	Adjustable "T" arm (Fog) Adjustable "T" arm, fixed armcap (Fog) Adjustable "T" arm (Fog, Chrome accent) Adj. "T" arm, fixed armcap (Fog, Chrome accent)	FA FF FC CF
	Polished aluminum	FAU   Add \$131	Fixed "C" arm (Black) Fixed "C" arm (Shadow) Fixed "C" arm (Fog) Fixed "C" arm (polished aluminum)	C SHC CC CA   Add \$111

\* All arms have Black SSU armcaps.

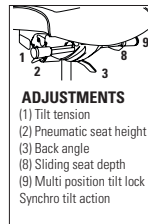
DESCRIPTION



mesh back

HB Synchro-Tilter w/Back Angle Adj.  
COM: 1 YD | 0.91 M  
Unit weight: 48 LB | 21.8 KG  
Carton weight: 60 LB | 27.22 KG  
Carton volume: 10.5 FT³ | 0.29 M³

FEATURES



**ADJUSTMENTS**  
(1) Tilt tension  
(2) Pneumatic seat height  
(3) Back angle  
(8) Sliding seat depth  
(9) Multi position tilt lock  
Synchro tilt action

Ergonomic features:  
A, B, C, E, G, H, L, M, N, Q, U






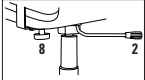
MODEL #


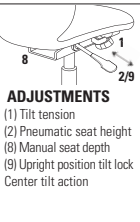

STANDARD TEXTILE GRADES


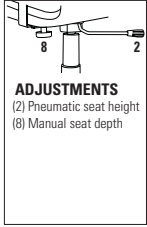


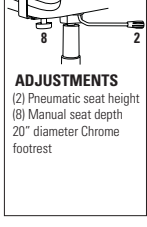


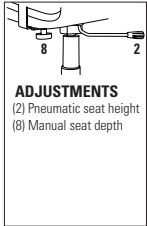


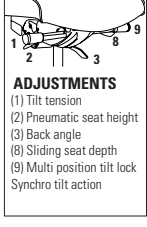


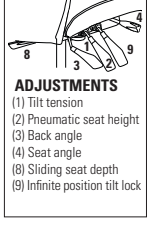

MODEL #	1	2	3	4	5	6	7	8	9	10	11	12
6321-0	1058	1090	1117	1148	1199	1246	1293	1334	1385	1433	1498	1590


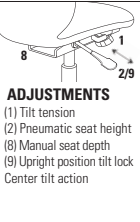


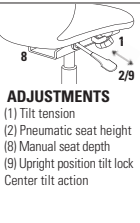


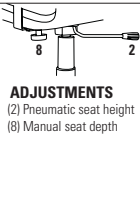


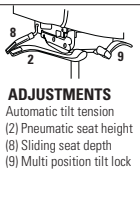


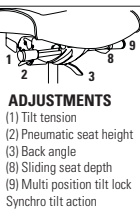

	OVERALL DIMENSIONS			SEAT DIMENSIONS			BACK DIMENSIONS	
	W	D	H	W	D	H	W	H
IN	25.5	24	41.5	20	17-20	17.5-22.5	18.5	23
MM	648	610	1054	508	432-508	445-572	470	584

RTA 2 courier 1 per carton


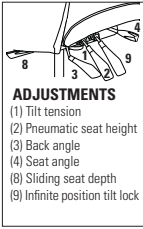


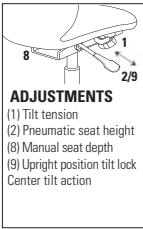


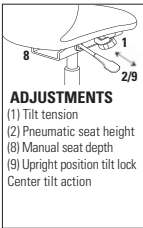


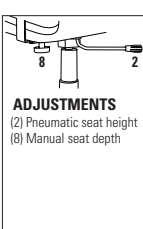


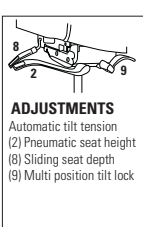

DESCRIPTION	FEATURES	MODEL #	STANDARD TEXTILE GRADES														
			1	2	3	4	5	6	7	8	9	10	11	12			
 <p>mesh back</p> <p><b>HB Multi-Tilter</b> COM: 1 YD   0.91 M Unit weight: 50 LB   22.7 KG Carton weight: 62 LB   28.12 KG Carton volume: 10.5 FT³   0.29 MT³</p>	 <p><b>ADJUSTMENTS</b> (1) Tilt tension (2) Pneumatic seat height (3) Back angle (4) Seat angle (8) Sliding seat depth (9) Infinite position tilt lock</p>	<p>Ergonomic features: A, B, C, E, F, G, H, M, N, Q, S, U</p>	6321-3	1058	1090	1117	1148	1199	1246	1293	1334	1385	1433	1498	1590		
			<b>OVERALL DIMENSIONS</b>			<b>SEAT DIMENSIONS</b>			<b>BACK DIMENSIONS</b>								
			W	D	H	W	D	H	W	H							
			IN 25.5 MM 648	24 610	41 1041	20 508	17-20 432-508	17.25-22.25 438-565	18.5 470	23 584							
			RTA 2	courier		1 per carton											
 <p>mesh back</p> <p><b>HB Tilter</b> COM: 1 YD   0.91 M Unit weight: 42 LB   19.1 KG Carton weight: 54 LB   24.49 KG Carton volume: 10.5 FT³   0.29 MT³</p>	 <p><b>ADJUSTMENTS</b> (1) Tilt tension (2) Pneumatic seat height (8) Manual seat depth (9) Upright position tilt lock Center tilt action</p>	<p>Ergonomic features: A, B, C, E, H, M, N, O, S, U</p>	6321-4	1022	1054	1081	1112	1163	1210	1257	1298	1349	1397	1462	1554		
			<b>OVERALL DIMENSIONS</b>			<b>SEAT DIMENSIONS</b>			<b>BACK DIMENSIONS</b>								
			W	D	H	W	D	H	W	H							
			IN 25.5 MM 648	24 610	39.25 997	20 508	17.5 445	16-21 406-533	18.5 470	23 584							
			RTA 2	courier		1 per carton											
 <p>mesh back</p> <p><b>HB Tilter Pedestal Base</b> COM: 1 YD   0.91 M Unit weight: 43 LB   19.5 KG Carton weight: 55 LB   24.95 KG Carton volume: 10.5 FT³   0.29 MT³</p>	 <p><b>ADJUSTMENTS</b> (1) Tilt tension (2) Pneumatic seat height (8) Manual seat depth (9) Upright position tilt lock Center tilt action</p>	<p>Ergonomic features: A, B, C, E, H, M, N, O, S, U</p>	6321-4PB	1241	1273	1300	1331	1382	1429	1476	1517	1568	1616	1681	1773		
			<b>OVERALL DIMENSIONS</b>			<b>SEAT DIMENSIONS</b>			<b>BACK DIMENSIONS</b>								
			W	D	H	W	D	H	W	H							
			IN 25.5 MM 648	24 610	41 1041	20 508	17.5 445	17-19 432-483	18.5 470	23 584							
			RTA 2			1 per carton											
 <p>mesh back</p> <p><b>HB Task</b> COM: 1 YD   0.91 M Unit weight: 37 LB   16.8 KG Carton weight: 49 LB   22.23 KG Carton volume: 10.5 FT³   0.29 MT³</p>	 <p><b>ADJUSTMENTS</b> (2) Pneumatic seat height (8) Manual seat depth</p>	<p>Ergonomic features: C, E, M, N, U</p>	6321-6	901	933	960	991	1042	1089	1136	1177	1228	1276	1341	1433		
			<b>OVERALL DIMENSIONS</b>			<b>SEAT DIMENSIONS</b>			<b>BACK DIMENSIONS</b>								
			W	D	H	W	D	H	W	H							
			IN 25.5 MM 648	24 610	39.25 997	20 508	17.5 445	17-22 432-559	18.5 470	23 584							
			RTA 2	courier		1 per carton											
 <p>mesh back</p> <p><b>HB Weight Sensing Synchro-Tilter</b> COM: 1 YD   0.91 M Unit weight: 45 LB   20.5 KG Carton weight: 57 LB   25.85 KG Carton volume: 10.5 FT³   0.29 MT³</p>	 <p><b>ADJUSTMENTS</b> Automatic tilt tension (2) Pneumatic seat height (8) Sliding seat depth (9) Multi position tilt lock</p>	<p>Ergonomic features: A, B, C, E, H, L, M, N, Q, U</p>	6321-8	1058	1090	1117	1148	1199	1246	1293	1334	1385	1433	1498	1590		
			<b>OVERALL DIMENSIONS</b>			<b>SEAT DIMENSIONS</b>			<b>BACK DIMENSIONS</b>								
			W	D	H	W	D	H	W	H							
			IN 25.5 MM 648	24 610	40 1016	20 508	17-20 432-508	16.5-21.5 419-546	18.5 470	23 584							
			RTA 2	courier		1 per carton											

DESCRIPTION	FEATURES	MODEL #	STANDARD TEXTILE GRADES													
			1	2	3	4	5	6	7	8	9	10	11	12		
 <p>mesh back</p> <p><b>MB Synchro-Tilter w/Back Angle Adj.</b> COM: 1 YD   0.91 M Unit weight: 46 LB   20.9 KG Carton weight: 58 LB   26.31 KG Carton volume: 10.5 FT³   0.29 MT³</p>	 <p><b>ADJUSTMENTS</b> (1) Tilt tension (2) Pneumatic seat height (3) Back angle (8) Sliding seat depth (9) Multi position tilt lock Synchro tilt action</p> <p>Ergonomic features: A, B, C, E, G, H, L, M, N, Q, U</p>	<b>6322-0</b>	1001	1033	1060	1091	1142	1189	1236	1277	1328	1376	1441	1533		
		<b>OVERALL DIMENSIONS</b>			<b>SEAT DIMENSIONS</b>			<b>BACK DIMENSIONS</b>								
		<b>W</b>	<b>D</b>	<b>H</b>	<b>W</b>	<b>D</b>	<b>H</b>	<b>W</b>	<b>H</b>							
		IN 25.5 MM 648	24 610	39.5 1003	20 508	17-20 432-508	17.5-22.5 445-572	18.5 470	21 533							
			<b>RTA 2</b>		1 per carton											
 <p>mesh back</p> <p><b>MB Multi-Tilter</b> COM: 1 YD   0.91 M Unit weight: 48 LB   21.8 KG Carton weight: 60 LB   27.22 KG Carton volume: 10.5 FT³   0.29 MT³</p>	 <p><b>ADJUSTMENTS</b> (1) Tilt tension (2) Pneumatic seat height (3) Back angle (4) Seat angle (8) Sliding seat depth (9) Infinite position tilt lock</p> <p>Ergonomic features: A, B, C, E, F, G, H, M, N, Q, S, U</p>	<b>6322-3</b>	1001	1033	1060	1091	1142	1189	1236	1277	1328	1376	1441	1533		
		<b>OVERALL DIMENSIONS</b>			<b>SEAT DIMENSIONS</b>			<b>BACK DIMENSIONS</b>								
		<b>W</b>	<b>D</b>	<b>H</b>	<b>W</b>	<b>D</b>	<b>H</b>	<b>W</b>	<b>H</b>							
		IN 25.5 MM 648	24 610	39 991	20 508	17-20 432-508	17.25-22.25 438-565	18.5 470	21 533							
			<b>RTA 2</b>		1 per carton											
 <p>mesh back</p> <p><b>MB Tilter</b> COM: 1 YD   0.91 M Unit weight: 40 LB   18.2 KG Carton weight: 52 LB   23.59 KG Carton volume: 10.5 FT³   0.29 MT³</p>	 <p><b>ADJUSTMENTS</b> (1) Tilt tension (2) Pneumatic seat height (8) Manual seat depth (9) Upright position tilt lock Center tilt action</p> <p>Ergonomic features: A, B, C, E, H, M, N, Q, S, U</p>	<b>6322-4</b>	964	996	1023	1054	1105	1152	1199	1240	1291	1339	1404	1496		
		<b>OVERALL DIMENSIONS</b>			<b>SEAT DIMENSIONS</b>			<b>BACK DIMENSIONS</b>								
		<b>W</b>	<b>D</b>	<b>H</b>	<b>W</b>	<b>D</b>	<b>H</b>	<b>W</b>	<b>H</b>							
		IN 25.5 MM 648	24 610	37.5 953	20 508	17.5 445	16-21 406-533	18.5 470	21 533							
			<b>RTA 2</b>		1 per carton											
 <p>mesh back</p> <p><b>MB Tilter Pedestal Base</b> COM: 1 YD   0.91 M Unit weight: 41 LB   18.6 KG Carton weight: 53 LB   24.04 KG Carton volume: 10.5 FT³   0.29 MT³</p>	 <p><b>ADJUSTMENTS</b> (1) Tilt tension (2) Pneumatic seat height (8) Manual seat depth (9) Upright position tilt lock Center tilt action</p> <p>Ergonomic features: A, B, C, E, H, M, N, Q, S, U</p>	<b>6322-4PB</b>	1183	1215	1242	1273	1324	1371	1418	1459	1510	1558	1623	1715		
		<b>OVERALL DIMENSIONS</b>			<b>SEAT DIMENSIONS</b>			<b>BACK DIMENSIONS</b>								
		<b>W</b>	<b>D</b>	<b>H</b>	<b>W</b>	<b>D</b>	<b>H</b>	<b>W</b>	<b>H</b>							
		IN 25.5 MM 648	24 610	39 991	20 508	17.5 445	17-19 432-483	18.5 470	21 533							
			<b>RTA 2</b>	1 per carton												
 <p>mesh back</p> <p><b>MB Task</b> COM: 1 YD   0.91 M Unit weight: 35 LB   15.9 KG Carton weight: 47 LB   21.32 KG Carton volume: 10.5 FT³   0.29 MT³</p>	 <p><b>ADJUSTMENTS</b> (2) Pneumatic seat height (8) Manual seat depth</p> <p>Ergonomic features: C, E, M, N, Q, U</p>	<b>6322-6</b>	843	875	902	933	984	1031	1078	1119	1170	1218	1283	1375		
		<b>OVERALL DIMENSIONS</b>			<b>SEAT DIMENSIONS</b>			<b>BACK DIMENSIONS</b>								
		<b>W</b>	<b>D</b>	<b>H</b>	<b>W</b>	<b>D</b>	<b>H</b>	<b>W</b>	<b>H</b>							
		IN 25.5 MM 648	24 610	37.5 953	20 508	17.5 445	17-22 432-559	18.5 470	21 533							
			<b>RTA 2</b>		1 per carton											
 <p>mesh back</p> <p><b>MB Weight Sensing Synchro-Tilter</b> COM: 1 YD   0.91 M Unit weight: 43 LB   19.5 KG Carton weight: 55 LB   24.95 KG Carton volume: 10.5 FT³   0.29 MT³</p>	 <p><b>ADJUSTMENTS</b> Automatic tilt tension (2) Pneumatic seat height (8) Sliding seat depth (9) Multi position tilt lock</p> <p>Ergonomic features: A, B, C, E, H, L, M, N, Q, U</p>	<b>6322-8</b>	1001	1033	1060	1091	1142	1189	1236	1277	1328	1376	1441	1533		
		<b>OVERALL DIMENSIONS</b>			<b>SEAT DIMENSIONS</b>			<b>BACK DIMENSIONS</b>								
		<b>W</b>	<b>D</b>	<b>H</b>	<b>W</b>	<b>D</b>	<b>H</b>	<b>W</b>	<b>H</b>							
		IN 25.5 MM 648	24 610	38 965	20 508	17-20 432-508	16.5-21.5 419-546	18.5 470	21 533							
			<b>RTA 2</b>		1 per carton											

DESCRIPTION	FEATURES	MODEL #	STANDARD TEXTILE GRADES												
			1	2	3	4	5	6	7	8	9	10	11	12	
 <p>mesh back</p> <p><b>MB Task - Armless</b> COM: 1 YD   0.91 M Unit weight: 29 LB   13.2 KG Carton weight: 41 LB   18.6 KG Carton volume: 10.5 FT³   0.29 MT³</p>	 <p><b>ADJUSTMENTS</b> (2) Pneumatic seat height (8) Manual seat depth</p> <p>Ergonomic features: C, E, M, N, U</p>	<b>6323-6</b>	678	710	737	768	819	866	913	954	1005	1053	1118	1210	
		<b>OVERALL DIMENSIONS</b>	<b>SEAT DIMENSIONS</b>			<b>BACK DIMENSIONS</b>									
		<b>W</b>	<b>D</b>	<b>H</b>	<b>W</b>	<b>D</b>	<b>H</b>	<b>W</b>	<b>H</b>						
		IN 20 MM 508	24 610	37.5 953	20 508	17.5 445	17-22 432-559	18.5 470	21 533						
			<b>RTA 2</b>		1 per carton										
 <p>mesh back</p> <p><b>MB Stool - Task Armless</b> COM: 1 YD   0.91 M Unit weight: 32 LB   14.5 KG Carton weight: 44 LB   19.96 KG Carton volume: 10.5 FT³   0.29 MT³</p>	 <p><b>ADJUSTMENTS</b> (2) Pneumatic seat height (8) Manual seat depth 20" diameter Chrome footrest</p> <p>Ergonomic features: C, E, M, N, U</p>	<b>6327-6</b>	887	919	946	977	1028	1075	1122	1163	1214	1262	1327	1419	
		<b>OVERALL DIMENSIONS</b>	<b>SEAT DIMENSIONS</b>			<b>BACK DIMENSIONS</b>									
		<b>W</b>	<b>D</b>	<b>H</b>	<b>W</b>	<b>D</b>	<b>H</b>	<b>W</b>	<b>H</b>						
		IN 20 MM 508	24 610	48 1219	20 508	17.5 445	23.5-33.5 597-851	18.5 470	21 533						
			<b>RTA 2</b>		1 per carton										
 <p>mesh back</p> <p><b>MB Stool - Task</b> COM: 1 YD   0.91 M Unit weight: 38 LB   17.3 KG Carton weight: 50 LB   22.68 KG Carton volume: 10.5 FT³   0.29 MT³</p>	 <p><b>ADJUSTMENTS</b> (2) Pneumatic seat height (8) Manual seat depth</p> <p>Ergonomic features: C, E, H, M, N, Q, U</p>	<b>6328-6</b>	1052	1084	1111	1142	1193	1240	1287	1328	1379	1427	1492	1584	
		<b>OVERALL DIMENSIONS</b>	<b>SEAT DIMENSIONS</b>			<b>BACK DIMENSIONS</b>									
		<b>W</b>	<b>D</b>	<b>H</b>	<b>W</b>	<b>D</b>	<b>H</b>	<b>W</b>	<b>H</b>						
		IN 25.5 MM 648	24 610	48 1219	20 508	17.5 445	23.5-33.5 597-851	18.5 470	21 533						
			<b>RTA 2</b>		1 per carton										
 <p>upholstered back, standard seat</p> <p><b>HB Synchro-Tilter w/Back Angle Adj.</b> COM: 1.25 YD   1.14 M Unit weight: 49 LB   22.3 KG Carton weight: 61 LB   27.67 KG Carton volume: 10.5 FT³   0.29 MT³</p>	 <p><b>ADJUSTMENTS</b> (1) Tilt tension (2) Pneumatic seat height (3) Back angle (8) Sliding seat depth (9) Multi position tilt lock Synchro tilt action</p> <p>Ergonomic features: A, B, C, E, G, H, L, M, N, Q, U</p>	<b>6331-0</b>	1058	1098	1132	1171	1234	1293	1352	1403	1467	1527	1608	1723	
		<b>6331-0MO</b>	1117	1181	1235	1297	1399	1493	1587	1669	1771	1867	1997	2181	
		<b>OVERALL DIMENSIONS</b>	<b>SEAT DIMENSIONS</b>			<b>BACK DIMENSIONS</b>									
		<b>W</b>	<b>D</b>	<b>H</b>	<b>W</b>	<b>D</b>	<b>H</b>	<b>W</b>	<b>H</b>						
IN 25.5 MM 648	24 610	41.5 1054	20 508	17-20 432-508	17.5-22.5 445-572	18.5 470	23 584								
			<b>RTA 2</b>		1 per carton										
 <p>upholstered back, standard seat</p> <p><b>HB Multi-Tilter</b> COM: 1.25 YD   1.14 M Unit weight: 51 LB   23.2 KG Carton weight: 63 LB   28.58 KG Carton volume: 10.5 FT³   0.29 MT³</p>	 <p><b>ADJUSTMENTS</b> (1) Tilt tension (2) Pneumatic seat height (3) Back angle (4) Seat angle (8) Sliding seat depth (9) Infinite position tilt lock</p> <p>Ergonomic features: A, B, C, E, F, G, H, M, N, Q, S, U</p>	<b>6331-3</b>	1058	1098	1132	1171	1234	1293	1352	1403	1467	1527	1608	1723	
		<b>6331-3MO</b>	1117	1181	1235	1297	1399	1493	1587	1669	1771	1867	1997	2181	
		<b>OVERALL DIMENSIONS</b>	<b>SEAT DIMENSIONS</b>			<b>BACK DIMENSIONS</b>									
		<b>W</b>	<b>D</b>	<b>H</b>	<b>W</b>	<b>D</b>	<b>H</b>	<b>W</b>	<b>H</b>						
IN 25.5 MM 648	24 610	41 1041	20 508	17-20 432-508	17.25-22.25 438-565	18.5 470	23 584								
			<b>RTA 2</b>		1 per carton										

DESCRIPTION	FEATURES	MODEL #	STANDARD TEXTILE GRADES											
			1	2	3	4	5	6	7	8	9	10	11	12
 <p>upholstered back, standard seat</p> <p><b>HB Tilter</b> COM: 1.25 YD   1.14 M Unit weight: 43 LB   19.5 KG Carton weight: 55 LB   24.95 KG Carton volume: 10.5 FT³   0.29 MT³</p>	 <p><b>ADJUSTMENTS</b> (1) Tilt tension (2) Pneumatic seat height (8) Manual seat depth (9) Upright position tilt lock Center tilt action</p> <p>Ergonomic features: A, B, C, E, H, M, N, Q, S, U</p>	<b>6331-4</b> 1022 1062 1096 1135 1198 1257 1316 1367 1431 1491 1572 1687 <b>6331-4MO</b> 1079 1143 1197 1259 1361 1455 1549 1631 1733 1829 1959 2143	<b>OVERALL DIMENSIONS</b>			<b>SEAT DIMENSIONS</b>			<b>BACK DIMENSIONS</b>					
		<b>W</b>	<b>D</b>	<b>H</b>	<b>W</b>	<b>D</b>	<b>H</b>	<b>W</b>	<b>H</b>					
		IN 25.5 MM 648	24 610	39.25 997	20 508	17.5 445	16-21 406-533	18.5 470	23 584					
			<b>RTA 2</b>		1 per carton									
 <p>upholstered back, standard seat</p> <p><b>HB Tilter Pedestal Base</b> COM: 1.25 YD   1.14 M Unit weight: 44 LB   20 KG Carton weight: 56 LB   25.4 KG Carton volume: 10.5 FT³   0.29 MT³</p>	 <p><b>ADJUSTMENTS</b> (1) Tilt tension (2) Pneumatic seat height (8) Manual seat depth (9) Upright position tilt lock Center tilt action</p> <p>Ergonomic features: A, B, C, E, H, M, N, Q, S, U</p>	<b>6331-4PB</b> 1241 1281 1314 1354 1418 1476 1535 1586 1650 1710 1791 1906	<b>OVERALL DIMENSIONS</b>			<b>SEAT DIMENSIONS</b>			<b>BACK DIMENSIONS</b>					
		<b>W</b>	<b>D</b>	<b>H</b>	<b>W</b>	<b>D</b>	<b>H</b>	<b>W</b>	<b>H</b>					
		IN 25.5 MM 648	24 610	39.25 997	20 508	17.5 445	17-19 432-483	18.5 470	23 584					
			<b>RTA 2</b>		1 per carton									
 <p>upholstered back, standard seat</p> <p><b>HB Task</b> COM: 1.25 YD   1.14 M Unit weight: 37 LB   16.8 KG Carton weight: 49 LB   22.23 KG Carton volume: 10.5 FT³   0.29 MT³</p>	 <p><b>ADJUSTMENTS</b> (2) Pneumatic seat height (8) Manual seat depth</p> <p>Ergonomic features: C, E, M, N, U</p>	<b>6331-6</b> 901 941 975 1014 1077 1136 1195 1246 1310 1370 1451 1566 <b>6331-6MO</b> 962 1026 1080 1142 1244 1338 1432 1514 1616 1712 1842 2026	<b>OVERALL DIMENSIONS</b>			<b>SEAT DIMENSIONS</b>			<b>BACK DIMENSIONS</b>					
		<b>W</b>	<b>D</b>	<b>H</b>	<b>W</b>	<b>D</b>	<b>H</b>	<b>W</b>	<b>H</b>					
		IN 25.5 MM 648	24 610	39.25 997	20 508	17.5 445	17-22 432-559	18.5 470	23 584					
			<b>RTA 2</b>		1 per carton									
 <p>upholstered back, standard seat</p> <p><b>HB Weight Sensing Synchro-Tilter</b> COM: 1.25 YD   1.14 M Unit weight: 46 LB   20.9 KG Carton weight: 58 LB   26.31 KG Carton volume: 10.5 FT³   0.29 MT³</p>	 <p><b>ADJUSTMENTS</b> Automatic tilt tension (2) Pneumatic seat height (8) Sliding seat depth (9) Multi position tilt lock</p> <p>Ergonomic features: A, B, C, E, H, L, M, N, Q, U</p>	<b>6331-8</b> 1058 1098 1132 1171 1234 1293 1352 1403 1467 1527 1608 1723 <b>6331-8MO</b> 1117 1181 1235 1297 1399 1493 1587 1669 1771 1867 1997 2181	<b>OVERALL DIMENSIONS</b>			<b>SEAT DIMENSIONS</b>			<b>BACK DIMENSIONS</b>					
		<b>W</b>	<b>D</b>	<b>H</b>	<b>W</b>	<b>D</b>	<b>H</b>	<b>W</b>	<b>H</b>					
		IN 25.5 MM 648	24 610	40 1016	20 508	17-20 432-508	16.5-21.5 419-546	18.5 470	23 584					
			<b>RTA 2</b>		1 per carton									
 <p>upholstered back, standard seat</p> <p><b>MB Synchro-Tilter w/Back Angle Adj.</b> COM: 1.25 YD   1.14 M Unit weight: 47 LB   21.4 KG Carton weight: 59 LB   26.76 KG Carton volume: 10.5 FT³   0.29 MT³</p>	 <p><b>ADJUSTMENTS</b> (1) Tilt tension (2) Pneumatic seat height (3) Back angle (8) Sliding seat depth (9) Multi position tilt lock Synchro tilt action</p> <p>Ergonomic features: A, B, C, E, G, H, L, M, N, Q, U</p>	<b>6332-0</b> 1001 1041 1075 1114 1177 1236 1295 1346 1410 1470 1551 1666 <b>6332-0MO</b> 1058 1122 1176 1238 1340 1434 1528 1610 1712 1808 1938 2122	<b>OVERALL DIMENSIONS</b>			<b>SEAT DIMENSIONS</b>			<b>BACK DIMENSIONS</b>					
		<b>W</b>	<b>D</b>	<b>H</b>	<b>W</b>	<b>D</b>	<b>H</b>	<b>W</b>	<b>H</b>					
		IN 25.5 MM 648	24 610	39.5 1003	20 508	17-20 432-508	17.5-22.5 445-572	18.5 470	21 533					
			<b>RTA 2</b>		1 per carton									



DESCRIPTION	FEATURES	MODEL #	STANDARD TEXTILE GRADES											
			1	2	3	4	5	6	7	8	9	10	11	12
 <p>upholstered back, standard seat</p> <p><b>MB Multi-Tilter</b> COM: 1.25 YD   1.14 M Unit weight: 49 LB   22.3 KG Carton weight: 61 LB   27.67 KG Carton volume: 10.5 FT³   0.29 MT³</p>	 <p><b>ADJUSTMENTS</b> (1) Tilt tension (2) Pneumatic seat height (3) Back angle (4) Seat angle (8) Sliding seat depth (9) Infinite position tilt lock</p>	<b>6332-3</b>	1001	1041	1075	1114	1177	1236	1295	1346	1410	1470	1551	1666
		<b>6332-3MO</b>	1058	1122	1176	1238	1340	1434	1528	1610	1712	1808	1938	2122
			<b>OVERALL DIMENSIONS</b>			<b>SEAT DIMENSIONS</b>			<b>BACK DIMENSIONS</b>					
			<b>W</b>	<b>D</b>	<b>H</b>	<b>W</b>	<b>D</b>	<b>H</b>	<b>W</b>		<b>H</b>			
			IN 25.5	24	39	20	17-20	17.25-22.25	18.5		21			
			MM 648	610	991	508	432-508	438-565	470		533			
			<b>RTA 2</b>		1 per carton									
 <p>upholstered back, standard seat</p> <p><b>MB Tilter</b> COM: 1.25 YD   1.14 M Unit weight: 41 LB   18.6 KG Carton weight: 53 LB   24.04 KG Carton volume: 10.5 FT³   0.29 MT³</p>	 <p><b>ADJUSTMENTS</b> (1) Tilt tension (2) Pneumatic seat height (8) Manual seat depth (9) Upright position tilt lock Center tilt action</p>	<b>6332-4</b>	964	1004	1038	1077	1140	1199	1258	1309	1373	1433	1514	1629
		<b>6332-4MO</b>	1022	1086	1140	1202	1304	1398	1492	1574	1676	1772	1902	2086
			<b>OVERALL DIMENSIONS</b>			<b>SEAT DIMENSIONS</b>			<b>BACK DIMENSIONS</b>					
			<b>W</b>	<b>D</b>	<b>H</b>	<b>W</b>	<b>D</b>	<b>H</b>	<b>W</b>		<b>H</b>			
			IN 25.5	24	37.5	20	17.5	16-21	18.5		21			
			MM 648	610	953	508	445	406-533	470		533			
			<b>RTA 2</b>		1 per carton									
 <p>upholstered back, standard seat</p> <p><b>MB Tilter Pedestal Base</b> COM: 1.25 YD   1.14 M Unit weight: 42 LB   19.1 KG Carton weight: 54 LB   24.49 KG Carton volume: 10.5 FT³   0.29 MT³</p>	 <p><b>ADJUSTMENTS</b> (1) Tilt tension (2) Pneumatic seat height (8) Manual seat depth (9) Upright position tilt lock Center tilt action</p>	<b>6332-4PB</b>	1183	1223	1256	1296	1360	1418	1477	1528	1592	1652	1733	1848
					<b>OVERALL DIMENSIONS</b>			<b>SEAT DIMENSIONS</b>			<b>BACK DIMENSIONS</b>			
			<b>W</b>	<b>D</b>	<b>H</b>	<b>W</b>	<b>D</b>	<b>H</b>	<b>W</b>		<b>H</b>			
			IN 25.5	24	39	20	17.5	17-19	18.5		21			
			MM 648	610	991	508	445	432-483	470		533			
			<b>RTA 2</b>		1 per carton									
 <p>upholstered back, standard seat</p> <p><b>MB Task</b> COM: 1.25 YD   1.14 M Unit weight: 36 LB   16.4 KG Carton weight: 48 LB   21.77 KG Carton volume: 10.5 FT³   0.29 MT³</p>	 <p><b>ADJUSTMENTS</b> (2) Pneumatic seat height (8) Manual seat depth</p>	<b>6332-6</b>	843	883	917	956	1019	1078	1137	1188	1252	1312	1393	1508
		<b>6332-6MO</b>	901	965	1019	1081	1183	1277	1371	1453	1555	1651	1781	1965
			<b>OVERALL DIMENSIONS</b>			<b>SEAT DIMENSIONS</b>			<b>BACK DIMENSIONS</b>					
			<b>W</b>	<b>D</b>	<b>H</b>	<b>W</b>	<b>D</b>	<b>H</b>	<b>W</b>		<b>H</b>			
			IN 25.5	24	37.5	20	17.5	17-22	18.5		21			
			MM 648	610	953	508	445	432-559	470		533			
			<b>RTA 2</b>		1 per carton									
 <p>upholstered back, standard seat</p> <p><b>MB Weight Sensing Synchro-Tilter</b> COM: 1.25 YD   1.14 M Unit weight: 44 LB   20 KG Carton weight: 56 LB   25.4 KG Carton volume: 10.5 FT³   0.29 MT³</p>	 <p><b>ADJUSTMENTS</b> Automatic tilt tension (2) Pneumatic seat height (8) Sliding seat depth (9) Multi position tilt lock</p>	<b>6332-8</b>	1001	1041	1075	1114	1177	1236	1295	1346	1410	1470	1551	1666
		<b>6332-8MO</b>	1058	1122	1176	1238	1340	1434	1528	1610	1712	1808	1938	2122
			<b>OVERALL DIMENSIONS</b>			<b>SEAT DIMENSIONS</b>			<b>BACK DIMENSIONS</b>					
			<b>W</b>	<b>D</b>	<b>H</b>	<b>W</b>	<b>D</b>	<b>H</b>	<b>W</b>		<b>H</b>			
			IN 25.5	24	38	20	17-20	16.5-21.5	18.5		21			
			MM 648	610	965	508	432-508	419-546	470		533			
			<b>RTA 2</b>		1 per carton									



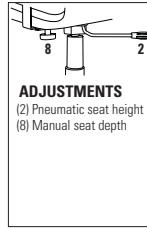
DESCRIPTION FEATURES MODEL # STANDARD TEXTILE GRADES



upholstered back, standard seat

**MB Task - Armless**

COM: 1.25 YD | 1.14 M  
 Unit weight: 30 LB | 13.6 KG  
 Carton weight: 42 LB | 19.05 KG  
 Carton volume: 10.5 FT³ | 0.29 MT³



Ergonomic features:  
 C, E, M, N, U

MODEL #	1	2	3	4	5	6	7	8	9	10	11	12
<b>6333-6</b>	678	718	752	791	854	913	972	1023	1087	1147	1228	1343
<b>6333-6MO</b>	737	801	855	917	1019	1113	1207	1289	1391	1487	1617	1801

OVERALL DIMENSIONS			SEAT DIMENSIONS			BACK DIMENSIONS	
W	D	H	W	D	H	W	H
IN 20	24	37.5	20	17.5	17-22	18.5	21
MM 508	610	953	508	445	432-559	470	533

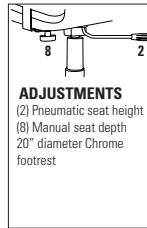
RTA 2 courier 1 per carton



upholstered back, standard seat

**MB Stool - Armless Task**

COM: 1.25 YD | 1.14 M  
 Unit weight: 33 LB | 15 KG  
 Carton weight: 45 LB | 20.41 KG  
 Carton volume: 10.5 FT³ | 0.29 MT³



Ergonomic features:  
 C, E, M, N, U

MODEL #	1	2	3	4	5	6	7	8	9	10	11	12
<b>6337-6</b>	887	927	961	1000	1063	1122	1181	1232	1296	1356	1437	1552
<b>6337-6MO</b>	945	1009	1063	1125	1227	1321	1415	1497	1599	1695	1825	2009

OVERALL DIMENSIONS			SEAT DIMENSIONS			BACK DIMENSIONS	
W	D	H	W	D	H	W	H
IN 20	24	48	20	17.5	23.5-33.5	18.5	21
MM 508	610	1219	508	445	597-851	470	533

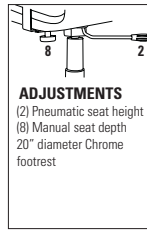
RTA 2 courier 1 per carton



upholstered back, standard seat

**MB Stool - Task**

COM: 1.25 YD | 1.14 M  
 Unit weight: 39 LB | 17.7 KG  
 Carton weight: 51 LB | 23.13 KG  
 Carton volume: 10.5 FT³ | 0.29 MT³

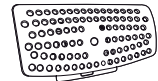


Ergonomic features:  
 C, E, H, M, N, Q, U

MODEL #	1	2	3	4	5	6	7	8	9	10	11	12
<b>6338-6</b>	1052	1092	1126	1165	1228	1287	1346	1397	1461	1521	1602	1717
<b>6338-6MO</b>	1110	1174	1228	1290	1392	1486	1580	1662	1764	1860	1990	2174

OVERALL DIMENSIONS			SEAT DIMENSIONS			BACK DIMENSIONS	
W	D	H	W	D	H	W	H
IN 25.5	24	48	20	17.5	23.5-33.5	18.5	21
MM 648	610	1219	508	445	597-851	470	533

RTA 2 courier 1 per carton



**Lumbar Pad Kit for Vion**

COM: N/A  
 Unit weight: 0.5 LB | 0.2 KG  
 Carton weight: 1.5 LB | 0.68 KG  
 Carton volume: 0.5 FT³ | 0.01 MT³

List price

<b>6339</b>	32
-------------	----

OVERALL DIMENSIONS			SEAT DIMENSIONS			BACK DIMENSIONS	
W	D	H	W	D	H	W	H
IN 10.25	3.5	5.25	-	-	-	-	-
MM 260	89	133	-	-	-	-	-

RTA 00 courier 1 per carton

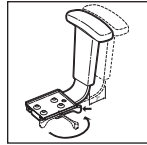
YORKDALE



model 2340-3



model 2343-6




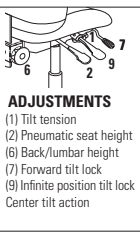



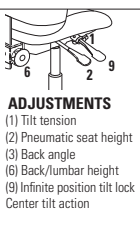



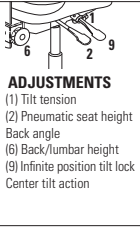

Vari-Width (WA) width adjustable arm extensions are standard when chair is ordered with adjustable arms.


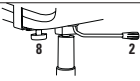


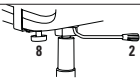

STANDARD FEATURES

- Advanced ergonomic design for increased comfort and productivity.
- Standard with height adjustable T-arms with curved urethane armcaps (3N) in Black only.
- All models are standard with a five prong, injection molded base.
- Base and frame are available in Black only.
- All models are shipped partially KD.
- Yorkdale heavy duty models can be found under the Heavy Duty section (page 338).
- Dual wheel carpet casters (C65) are standard.
- Upholstery options: fabric or vinyl only. When upholstered in vinyl, models may feature stitch detail across the seat and/or back cushions and the outside back will be attached with decorative screws.






















OPTIONAL FEATURES

- Optional sliding seat depth adjustment is available on models 2330 and 2331, please specify (MD). Add \$32.
- Seat available in molded foam, please specify (MLD). Add \$35.
- For hard surface flooring casters, please specify (C65R). Add \$21.
- For additional arm/caster options, please refer to the Arm and Caster section (page 351). *Optional casters may be priced higher than the standard casters for your chair and the difference will be charged. Lower priced optional casters will not be credited.*

DESCRIPTION	FEATURES	MODEL #	STANDARD TEXTILE GRADES																																					
			1	2	3	4	5	6	7	8	9	10	11	12																										
 <p><b>HB Multi-Tilter w/Forward Seat Tilt</b> COM: 1.75 YD   1.6 M Unit weight: 44 LB   20 KG Carton weight: 48 LB   21.77 KG Carton volume: 9.75 FT³   0.27 MT³</p>	 <p><b>ADJUSTMENTS</b> (1) Tilt tension (2) Pneumatic seat height (6) Back/lumbar height (7) Forward tilt lock (9) Infinite position tilt lock Center tilt action</p>	<p>Ergonomic features: A, B, C, D, F, G, H, M, N, Q, S</p>	<table border="1"> <tr> <td>2330</td><td>809</td><td>865</td><td>912</td><td>967</td><td>1056</td><td>1138</td><td>1220</td><td>1292</td><td>1381</td><td>1465</td><td>1579</td><td>1740</td> </tr> </table>												2330	809	865	912	967	1056	1138	1220	1292	1381	1465	1579	1740													
			2330	809	865	912	967	1056	1138	1220	1292	1381	1465	1579	1740																									
			<p><b>OVERALL DIMENSIONS</b></p> <table border="1"> <tr><th>W</th><th>D</th><th>H</th></tr> <tr><td>IN 24</td><td>25</td><td>42</td></tr> <tr><td>MM 610</td><td>635</td><td>1067</td></tr> </table>			W	D	H	IN 24	25	42	MM 610	635	1067	<p><b>SEAT DIMENSIONS</b></p> <table border="1"> <tr><th>W</th><th>D</th><th>H</th></tr> <tr><td>20.5</td><td>17.5</td><td>17.5-21.5</td></tr> <tr><td>521</td><td>445</td><td>445-546</td></tr> </table>			W	D	H	20.5	17.5	17.5-21.5	521	445	445-546	<p><b>BACK DIMENSIONS</b></p> <table border="1"> <tr><th>W</th><th>H</th></tr> <tr><td>19</td><td>21.5-24</td></tr> <tr><td>483</td><td>546-610</td></tr> </table>						W	H	19	21.5-24	483	546-610		
			W	D	H																																			
			IN 24	25	42																																			
MM 610	635	1067																																						
W	D	H																																						
20.5	17.5	17.5-21.5																																						
521	445	445-546																																						
W	H																																							
19	21.5-24																																							
483	546-610																																							
<p>RTA 2  1 per carton</p>																																								
<table border="1"> <tr> <th></th><th>1</th><th>2</th><th>3</th><th>4</th><th>5</th><th>6</th><th>7</th><th>8</th><th>9</th><th>10</th><th>11</th><th>12</th> </tr> <tr> <td>2331</td><td>750</td><td>798</td><td>839</td><td>885</td><td>962</td><td>1032</td><td>1103</td><td>1164</td><td>1241</td><td>1313</td><td>1410</td><td>1548</td> </tr> </table>																1	2	3	4	5	6	7	8	9	10	11	12	2331	750	798	839	885	962	1032	1103	1164	1241	1313	1410	1548
	1	2	3	4	5	6	7	8	9	10	11	12																												
2331	750	798	839	885	962	1032	1103	1164	1241	1313	1410	1548																												
<p>Ergonomic features: A, B, C, D, F, G, H, M, N, Q, S</p>			<table border="1"> <tr> <td>2331</td><td>750</td><td>798</td><td>839</td><td>885</td><td>962</td><td>1032</td><td>1103</td><td>1164</td><td>1241</td><td>1313</td><td>1410</td><td>1548</td> </tr> </table>												2331	750	798	839	885	962	1032	1103	1164	1241	1313	1410	1548													
2331	750	798	839	885	962	1032	1103	1164	1241	1313	1410	1548																												
<p><b>OVERALL DIMENSIONS</b></p> <table border="1"> <tr><th>W</th><th>D</th><th>H</th></tr> <tr><td>IN 24</td><td>25</td><td>36</td></tr> <tr><td>MM 610</td><td>635</td><td>914</td></tr> </table>			W	D	H	IN 24	25	36	MM 610	635	914	<p><b>SEAT DIMENSIONS</b></p> <table border="1"> <tr><th>W</th><th>D</th><th>H</th></tr> <tr><td>20.5</td><td>17.5</td><td>17.5-21.5</td></tr> <tr><td>521</td><td>445</td><td>445-546</td></tr> </table>			W	D	H	20.5	17.5	17.5-21.5	521	445	445-546	<p><b>BACK DIMENSIONS</b></p> <table border="1"> <tr><th>W</th><th>H</th></tr> <tr><td>19</td><td>15.5-18</td></tr> <tr><td>483</td><td>394-457</td></tr> </table>						W	H	19	15.5-18	483	394-457					
W	D	H																																						
IN 24	25	36																																						
MM 610	635	914																																						
W	D	H																																						
20.5	17.5	17.5-21.5																																						
521	445	445-546																																						
W	H																																							
19	15.5-18																																							
483	394-457																																							
<p>RTA 2  1 per carton</p>																																								
 <p><b>HB Multi-Tilter</b> COM: 1.75 YD   1.6 M Unit weight: 42 LB   19.1 KG Carton weight: 46 LB   20.87 KG Carton volume: 9.75 FT³   0.27 MT³</p>	 <p><b>ADJUSTMENTS</b> (1) Tilt tension (2) Pneumatic seat height (3) Back angle (6) Back/lumbar height (9) Infinite position tilt lock Center tilt action</p>	<p>Ergonomic features: A, B, C, D, F, G, H, M, N, Q, S</p>	<table border="1"> <tr> <td>2340-3</td><td>770</td><td>826</td><td>873</td><td>928</td><td>1017</td><td>1099</td><td>1181</td><td>1253</td><td>1342</td><td>1426</td><td>1540</td><td>1701</td> </tr> </table>												2340-3	770	826	873	928	1017	1099	1181	1253	1342	1426	1540	1701													
			2340-3	770	826	873	928	1017	1099	1181	1253	1342	1426	1540	1701																									
			<p><b>OVERALL DIMENSIONS</b></p> <table border="1"> <tr><th>W</th><th>D</th><th>H</th></tr> <tr><td>IN 24</td><td>25</td><td>42.5</td></tr> <tr><td>MM 610</td><td>635</td><td>1080</td></tr> </table>			W	D	H	IN 24	25	42.5	MM 610	635	1080	<p><b>SEAT DIMENSIONS</b></p> <table border="1"> <tr><th>W</th><th>D</th><th>H</th></tr> <tr><td>20.5</td><td>17</td><td>16.5-21.5</td></tr> <tr><td>521</td><td>432</td><td>419-546</td></tr> </table>			W	D	H	20.5	17	16.5-21.5	521	432	419-546	<p><b>BACK DIMENSIONS</b></p> <table border="1"> <tr><th>W</th><th>H</th></tr> <tr><td>19</td><td>21.5-24</td></tr> <tr><td>483</td><td>546-610</td></tr> </table>						W	H	19	21.5-24	483	546-610		
			W	D	H																																			
			IN 24	25	42.5																																			
MM 610	635	1080																																						
W	D	H																																						
20.5	17	16.5-21.5																																						
521	432	419-546																																						
W	H																																							
19	21.5-24																																							
483	546-610																																							
<p>RTA 2  1 per carton</p>																																								
<table border="1"> <tr> <th></th><th>1</th><th>2</th><th>3</th><th>4</th><th>5</th><th>6</th><th>7</th><th>8</th><th>9</th><th>10</th><th>11</th><th>12</th> </tr> <tr> <td>2341-3</td><td>711</td><td>759</td><td>800</td><td>846</td><td>923</td><td>993</td><td>1064</td><td>1125</td><td>1202</td><td>1274</td><td>1371</td><td>1509</td> </tr> </table>																1	2	3	4	5	6	7	8	9	10	11	12	2341-3	711	759	800	846	923	993	1064	1125	1202	1274	1371	1509
	1	2	3	4	5	6	7	8	9	10	11	12																												
2341-3	711	759	800	846	923	993	1064	1125	1202	1274	1371	1509																												
<p>Ergonomic features: A, B, C, D, F, G, H, M, N, Q, S</p>			<table border="1"> <tr> <td>2341-3</td><td>711</td><td>759</td><td>800</td><td>846</td><td>923</td><td>993</td><td>1064</td><td>1125</td><td>1202</td><td>1274</td><td>1371</td><td>1509</td> </tr> </table>												2341-3	711	759	800	846	923	993	1064	1125	1202	1274	1371	1509													
2341-3	711	759	800	846	923	993	1064	1125	1202	1274	1371	1509																												
<p><b>OVERALL DIMENSIONS</b></p> <table border="1"> <tr><th>W</th><th>D</th><th>H</th></tr> <tr><td>IN 24</td><td>25</td><td>36.5</td></tr> <tr><td>MM 610</td><td>635</td><td>927</td></tr> </table>			W	D	H	IN 24	25	36.5	MM 610	635	927	<p><b>SEAT DIMENSIONS</b></p> <table border="1"> <tr><th>W</th><th>D</th><th>H</th></tr> <tr><td>20.5</td><td>17</td><td>16.5-21.5</td></tr> <tr><td>521</td><td>432</td><td>419-546</td></tr> </table>			W	D	H	20.5	17	16.5-21.5	521	432	419-546	<p><b>BACK DIMENSIONS</b></p> <table border="1"> <tr><th>W</th><th>H</th></tr> <tr><td>19</td><td>15.5-18</td></tr> <tr><td>483</td><td>394-457</td></tr> </table>						W	H	19	15.5-18	483	394-457					
W	D	H																																						
IN 24	25	36.5																																						
MM 610	635	927																																						
W	D	H																																						
20.5	17	16.5-21.5																																						
521	432	419-546																																						
W	H																																							
19	15.5-18																																							
483	394-457																																							
<p>RTA 2  1 per carton</p>																																								
 <p><b>LB Multi-Tilter w/Forward Seat Tilt</b> COM: 1.5 YD   1.37 M Unit weight: 40 LB   18.2 KG Carton weight: 44 LB   19.96 KG Carton volume: 9.75 FT³   0.27 MT³</p>	 <p><b>ADJUSTMENTS</b> (1) Tilt tension (2) Pneumatic seat height Back angle (6) Back/lumbar height (9) Infinite position tilt lock Center tilt action</p>	<p>Ergonomic features: A, B, C, D, F, G, H, M, N, Q, S</p>	<table border="1"> <tr> <td>2341-3</td><td>711</td><td>759</td><td>800</td><td>846</td><td>923</td><td>993</td><td>1064</td><td>1125</td><td>1202</td><td>1274</td><td>1371</td><td>1509</td> </tr> </table>												2341-3	711	759	800	846	923	993	1064	1125	1202	1274	1371	1509													
			2341-3	711	759	800	846	923	993	1064	1125	1202	1274	1371	1509																									
			<p><b>OVERALL DIMENSIONS</b></p> <table border="1"> <tr><th>W</th><th>D</th><th>H</th></tr> <tr><td>IN 24</td><td>25</td><td>36.5</td></tr> <tr><td>MM 610</td><td>635</td><td>927</td></tr> </table>			W	D	H	IN 24	25	36.5	MM 610	635	927	<p><b>SEAT DIMENSIONS</b></p> <table border="1"> <tr><th>W</th><th>D</th><th>H</th></tr> <tr><td>20.5</td><td>17</td><td>16.5-21.5</td></tr> <tr><td>521</td><td>432</td><td>419-546</td></tr> </table>			W	D	H	20.5	17	16.5-21.5	521	432	419-546	<p><b>BACK DIMENSIONS</b></p> <table border="1"> <tr><th>W</th><th>H</th></tr> <tr><td>19</td><td>15.5-18</td></tr> <tr><td>483</td><td>394-457</td></tr> </table>						W	H	19	15.5-18	483	394-457		
			W	D	H																																			
			IN 24	25	36.5																																			
MM 610	635	927																																						
W	D	H																																						
20.5	17	16.5-21.5																																						
521	432	419-546																																						
W	H																																							
19	15.5-18																																							
483	394-457																																							
<p>RTA 2  1 per carton</p>																																								

DESCRIPTION	FEATURES	MODEL #	STANDARD TEXTILE GRADES												
			1	2	3	4	5	6	7	8	9	10	11	12	
 <p><b>LB Task w/3N Arms</b>                      COM: 1.5 YD   1.37 M                      Unit weight: 33 LB   15 KG                      Carton weight: 36 LB   16.33 KG                      Carton volume: 7 FT³   0.19 MT³</p>	 <p><b>ADJUSTMENTS</b>                      (2) Pneumatic seat height                      (8) Manual seat depth</p> <p>Ergonomic features:                      C, E, H, M, N, Q</p>	<b>2341-6</b>	528	576	617	663	740	810	881	942	1019	1091	1188	1326	
			<b>OVERALL DIMENSIONS</b>			<b>SEAT DIMENSIONS</b>			<b>BACK DIMENSIONS</b>						
			<b>W</b>	<b>D</b>	<b>H</b>	<b>W</b>	<b>D</b>	<b>H</b>	<b>W</b>	<b>H</b>					
			IN 24	23.5	38	20.5	16-17.5	17-22	19	19					
			MM 610	597	965	521	406-445	432-559	483	483					
			<b>RTA 2</b>		1 per carton										
 <p><b>LB Task Armless</b>                      COM: 1.5 YD   1.37 M                      Unit weight: 27 LB   12.3 KG                      Carton weight: 30 LB   13.61 KG                      Carton volume: 5.5 FT³   0.15 MT³</p>	 <p><b>ADJUSTMENTS</b>                      (2) Pneumatic seat height                      (8) Manual seat depth</p> <p>Ergonomic features:                      C, E, M, N</p>	<b>2343-6</b>	415	463	504	550	627	697	768	829	906	978	1075	1213	
			<b>OVERALL DIMENSIONS</b>			<b>SEAT DIMENSIONS</b>			<b>BACK DIMENSIONS</b>						
			<b>W</b>	<b>D</b>	<b>H</b>	<b>W</b>	<b>D</b>	<b>H</b>	<b>W</b>	<b>H</b>					
			IN 21	23.5	38	20.5	16-17.5	17-22	19	19					
			MM 533	597	965	521	406-445	432-559	483	483					
			<b>RTA 2</b>		1 per carton										

# multi-purpose

	Bakhita.....113		Duet.....132		Kate.....272
	Beach.....116		Enterprise.....26		Key.....153
	Beam Seating.....117		Erin.....148		Layne.....154
	Caprice.....125		File Buddy.....149		Lite.....156
	Chap.....127		Flap.....150		Locust.....160
	Comet.....129		Granada Deluxe.....39		Malaga.....53
	Diplomat.....131		Islands.....152		Marche.....161

# multi-purpose



Mayne .....163



ML .....275



Moda .....164



ObusForme Comfort .....62



Popcorn .....167



Rebound .....172



Roma Nester .....176



Sas .....178



Sidero .....180



Solo .....75



Sonic .....184



Spritz .....199



Spyker .....203



Stream .....204



Supra .....84



Synopsis .....89



Traditional .....92



Twilight .....212



Tye .....100



Vion .....216



Zoma .....222



BAKHITA



model 6750



model 6753



model 6754







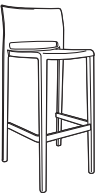
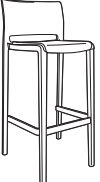


model 6785

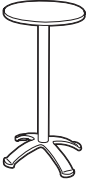

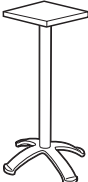
STANDARD FEATURES

- A comfortable, high quality, lightweight, stacking chair that is incredibly strong and durable.
- Bakhita is an all polymer chair intended for use indoors or outdoors. Products must be stored inside during extreme and inclement weather. See Global's Outdoor Furniture warranty for additional information.
- Weather resistant, UV resistant, stain resistant and will not rust (no metal components or hardware).
- Standard height, poly seat & back chair models (6750, 6751) are suitable for use in MRI rooms.
- Chairs are simultaneously molded with two different materials. Inside is a structural nylon frame for strength. Outside is a durable polypropylene light fast compound.
- Upholstered seats will only fit on a frame made for this purpose, it is not possible to add an upholstered seat onto an existing all plastic chair in the field.
- Upholstered seats are fixed and non-removable.
- Chair legs are equipped with translucent non-marking glides as standard. Suitable for both carpet and hard surface flooring.
- Upholstery options: fabric, vinyl or leather. Vinyl and leather models may feature stitch detail across the seat and/or back cushions, if applicable.
- For outdoor use we recommend marine grade vinyls or Sunbrella fabrics with UV resistance.
- Chairs are available in 3 plastic colors: Alloy (ALY), Char (CHA) and Milk (MLK).
- Tables are available in seated or bar height and are suitable for outdoor use.
- Tables are standard with a Silver base and Milk (MLK) top.

	Bakhita Chair Stacking Capability	
	Stacking on dolly	Stacking on floor
<b>Armless</b>		
6751, 6753	up to 12 high	up to 8 high
6754, 6755	N/A	up to 4 high
<b>With Arms</b>		
6750, 6752	up to 10 high	up to 8 high

DESCRIPTION	FEATURES	MODEL #	STANDARD TEXTILE GRADES																						
 <p><b>Armchair Poly Seat &amp; Back</b> COM: N/A Unit weight: 12 LB   5.5 KG Carton weight: 14.25 LB   6.46 KG Carton volume: 13.5 FT³   0.38 MT³</p>	<p>Stacks 8 high on floor. Stacks 10 high on dolly.</p>	6750	List price																						
		318																							
					<b>OVERALL DIMENSIONS</b>			<b>SEAT DIMENSIONS</b>			<b>BACK DIMENSIONS</b>														
					<b>W</b>	<b>D</b>	<b>H</b>	<b>W</b>	<b>D</b>	<b>H</b>	<b>W</b>	<b>H</b>													
					IN 22.5 21 31.5 16 16 17.25 17 14.5	MM 572 533 800 406 406 438 432 368																			
			<b>RTA 00</b>	4 per carton (pricing and specifications are for one chair)																					
 <p><b>Armless Chair Poly Seat &amp; Back</b> COM: N/A Unit weight: 11 LB   5 KG Carton weight: 13 LB   5.9 KG Carton volume: 11.5 FT³   0.32 MT³</p>	<p>Stacks 8 high on floor. Stacks 12 high on dolly.</p>	6751	List price																						
		286																							
					<b>OVERALL DIMENSIONS</b>			<b>SEAT DIMENSIONS</b>			<b>BACK DIMENSIONS</b>														
					<b>W</b>	<b>D</b>	<b>H</b>	<b>W</b>	<b>D</b>	<b>H</b>	<b>W</b>	<b>H</b>													
					IN 18 21 31.5 16 16 17.25 17 14.5	MM 457 533 800 406 406 438 432 368																			
			<b>RTA 00</b>	4 per carton (pricing and specifications are for one chair)																					
 <p><b>Armchair Uph Seat &amp; Poly Back</b> COM: 0.75 YD   0.69 M Unit weight: 13 LB   5.9 KG Carton weight: 16 LB   7.26 KG Carton volume: 13.5 FT³   0.38 MT³</p>	<p>Stacks 8 high on floor. Stacks 10 high on dolly.</p>	6752	1	2	3	4	5	6	7	8	9	10	11	12											
		383	407	427	451	489	524	559	590	628	664	713	782												
					<b>OVERALL DIMENSIONS</b>			<b>SEAT DIMENSIONS</b>			<b>BACK DIMENSIONS</b>														
					<b>W</b>	<b>D</b>	<b>H</b>	<b>W</b>	<b>D</b>	<b>H</b>	<b>W</b>	<b>H</b>													
					IN 22.5 21 31.5 16 16 18 17 14.5	MM 572 533 800 406 406 457 432 368																			
			<b>RTA 00</b>	3 per carton (pricing and specifications are for one chair)																					

DESCRIPTION	FEATURES	MODEL#	STANDARD TEXTILE GRADES											
			1	2	3	4	5	6	7	8	9	10	11	12
 <p><b>Armless Chair Uph Seat &amp; Poly Back</b>                      COM: 0.75 YD   0.69 M                      Unit weight: 12 LB   5.5 KG                      Carton weight: 14.67 LB   6.65 KG                      Carton volume: 11.5 FT³   0.32 MT³</p>	Stacks 8 high on floor. Stacks 12 high on dolly.	<b>6753</b>	351	375	395	419	457	492	527	558	596	632	681	750
			<b>OVERALL DIMENSIONS</b>			<b>SEAT DIMENSIONS</b>			<b>BACK DIMENSIONS</b>					
			<b>W</b>	<b>D</b>	<b>H</b>	<b>W</b>	<b>D</b>	<b>H</b>	<b>W</b>	<b>H</b>				
			IN 18	21	31.5	16	16	18	17	14.5				
			MM 457	533	800	406	406	457	432	368				
		<b>RTA 00</b>	3 per carton (pricing and specifications are for one chair)											
List price														
		<b>6754</b>	441											
 <p><b>Armless Bar Stool Poly Seat &amp; Back</b>                      COM: N/A                      Unit weight: 13 LB   5.9 KG                      Carton weight: 15 LB   6.8 KG                      Carton volume: 12.75 FT³   0.36 MT³</p>	Stacks 4 high on floor.	<b>6754</b>	441											
			<b>OVERALL DIMENSIONS</b>			<b>SEAT DIMENSIONS</b>			<b>BACK DIMENSIONS</b>					
			<b>W</b>	<b>D</b>	<b>H</b>	<b>W</b>	<b>D</b>	<b>H</b>	<b>W</b>	<b>H</b>				
			IN 19.25	18.75	40.5	14	15	30	17	10.5				
			MM 489	476	1029	356	381	762	432	267				
		<b>RTA 00</b>	4 per carton (pricing and specifications are for one chair)											
List price														
		<b>6755</b>	343											
 <p><b>Armless Bar Stool Uph Seat &amp; Poly Back</b>                      COM: 0.75 YD   0.69 M                      Unit weight: 14 LB   6.4 KG                      Carton weight: 16.67 LB   7.56 KG                      Carton volume: 12.75 FT³   0.36 MT³</p>	Stacks 4 high on floor.	<b>6755</b>	504	528	548	572	610	645	680	711	749	785	834	903
			<b>OVERALL DIMENSIONS</b>			<b>SEAT DIMENSIONS</b>			<b>BACK DIMENSIONS</b>					
			<b>W</b>	<b>D</b>	<b>H</b>	<b>W</b>	<b>D</b>	<b>H</b>	<b>W</b>	<b>H</b>				
			IN 19.25	18.75	40.5	14	15	30.75	17	10.5				
			MM 489	476	1029	356	381	781	432	267				
		<b>RTA 00</b>	3 per carton (pricing and specifications are for one chair)											
List price														
		<b>6756</b>	343											
 <p><b>Chair Dolly</b>                      COM: N/A                      Unit weight: 10 LB   4.5 KG                      Carton weight: 11 LB   4.99 KG                      Carton volume: 2.4 FT³   0.06 MT³</p>		<b>6756</b>	527	584	235	-	-	-	-	-	-	-	-	
			<b>OVERALL DIMENSIONS</b>			<b>SEAT DIMENSIONS</b>			<b>BACK DIMENSIONS</b>					
			<b>W</b>	<b>D</b>	<b>H</b>	<b>W</b>	<b>D</b>	<b>H</b>	<b>W</b>	<b>H</b>				
			IN 20.75	23	9.25	-	-	-	-	-				
			MM 527	584	235	-	-	-	-	-				
		<b>RTA 00</b>	1 per carton											
List price														
		<b>6780</b>	683											
 <p><b>Round Table</b>                      COM: N/A                      Unit weight: 34 LB   15.5 KG                      Carton weight: 40 LB   18.14 KG                      Carton volume: 4.5 FT³   0.12 MT³</p>		<b>6780</b>	724	724	1029	-	-	-	-	-	-	-	-	
			<b>OVERALL DIMENSIONS</b>			<b>SEAT DIMENSIONS</b>			<b>BACK DIMENSIONS</b>					
			<b>W</b>	<b>D</b>	<b>H</b>	<b>W</b>	<b>D</b>	<b>H</b>	<b>W</b>	<b>H</b>				
			IN 28.5	28.5	29.5	-	-	-	-	-				
			MM 724	724	1029	-	-	-	-	-				
		<b>RTA 6</b>	3 cartons											

DESCRIPTION	FEATURES	MODEL#	STANDARD TEXTILE GRADES								
 <p><b>Round Table - Bar Height</b>                      COM: N/A                      Unit weight: 34.5 LB   15.7 KG                      Carton weight: 41 LB   18.6 KG                      Carton volume: 4.5 FT<sup>3</sup>   0.12 MT<sup>3</sup></p>			List price								
	<b>6781</b>										
 <p><b>Square Table</b>                      COM: N/A                      Unit weight: 36.5 LB   16.6 KG                      Carton weight: 42.5 LB   19.28 KG                      Carton volume: 4.5 FT<sup>3</sup>   0.12 MT<sup>3</sup></p>			List price								
	<b>6785</b>										
 <p><b>Square Table - Bar Height</b>                      COM: N/A                      Unit weight: 37 LB   16.8 KG                      Carton weight: 43.5 LB   19.73 KG                      Carton volume: 4.5 FT<sup>3</sup>   0.12 MT<sup>3</sup></p>			List price								
	<b>6786</b>										



**BEACH**



model 4077



model 4078

**STANDARD FEATURES**

- Elegant wood seating with a choice of an upholstered or vertical wood slat back.
- Frame construction is beech hardwood.
- Legs are equipped with White non-marking polypropylene glides. Suitable for both carpet and hard surface flooring.
- All cushions are fixed and non-removable.
- Cushions are made with highly resilient foam and seats are equipped with a synthetic rubberized webbing suspension system for extra comfort.
- Does not stack.
- Upholstery options: fabric, vinyl or leather. Vinyl and leather models may feature stitch detail across the seat and/or back cushions, if applicable.

**OPTIONAL FEATURES**

- Wood frame available in Absolute (AAM), Black (BKM), Cherry (ACM), English Oak (EOM), Espresso Cafe (ECM), Fruitwood (TFM), Gray (HGM), Honey (AHM), Mahogany (TMM), Maple (AVM), Medium Walnut (MWM), Natural Walnut (NLW), Night (ASM), Noce Biondo (NBM), Noce Grigio (NGM), Noce Leggero (NEM), Noce Medio (NMM), Shaker Cherry (SKM), Walnut (TWM), WC Cream (WTM), White (WHM) and Winter Cherry (WCM). Please specify.

**DESCRIPTION**

**FEATURES**

**MODEL #**

**STANDARD TEXTILE GRADES**



**Armchair w/Upholstered Back**

COM: 1 YD | 0.91 M  
 Unit weight: 15 LB | 6.8 KG  
 Carton weight: 20 LB | 9.07 KG  
 Carton volume: 13.25 FT<sup>3</sup> | 0.37 MT<sup>3</sup>

Does not stack.

	1	2	3	4	5	6	7	8	9	10	11	12
<b>4077</b>	746	778	805	836	887	934	981	1022	1073	1121	1186	1278

**OVERALL DIMENSIONS**

W D H

IN	22	22.25	33.5
MM	559	565	851

**SEAT DIMENSIONS**

W D H

	19.5	18.5	18.75
	495	470	476

**BACK DIMENSIONS**

W H

	19.5	15.5
	495	394

**RTA 00** 1 per carton



**Armchair w/Vertical Wood Slat Back**

COM: 1 YD | 0.91 M  
 Unit weight: 15 LB | 6.8 KG  
 Carton weight: 20 LB | 9.07 KG  
 Carton volume: 13.25 FT<sup>3</sup> | 0.37 MT<sup>3</sup>

Does not stack.

	1	2	3	4	5	6	7	8	9	10	11	12
<b>4078</b>	746	778	805	836	887	934	981	1022	1073	1121	1186	1278

**OVERALL DIMENSIONS**

W D H

IN	22	22.25	33.5
MM	559	565	851

**SEAT DIMENSIONS**

W D H

	19.5	19	18.75
	495	483	476

**BACK DIMENSIONS**

W H

	19.5	15.5
	495	394

**RTA 00** 1 per carton

BEAM SEATING



models shown: 6500S3, 6500A9, 6507-T2, 6500A8, 6690 and 6691.





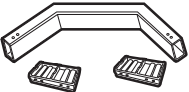
STANDARD FEATURES

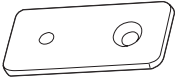
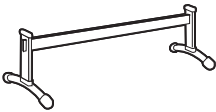

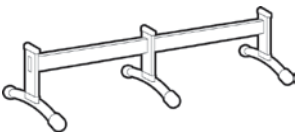



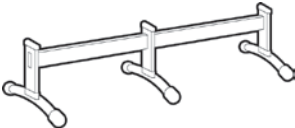




- Universal beam units and tables are shown here, along with beam seating upper components from several seating lines.
- The beam units are Black. The “T” shaped legs are available in Chrome only with Black anti-scutt tips and trim.
- Corner beam creates 90° turn in beam seating. Only table units can be attached.
- Beams are shipped fully assembled.
- Upper seating units include mounting brackets and all necessary hardware for attachment to beam.
- Upper seating units and/or tables can be placed in any order along the beam.
- Seat units - upholstery options: fabric, vinyl, leather. Vinyl and leather models may feature stitch detail across the seat and/or back cushions, if applicable.
- Sonic seating units are available in mesh back, Black only.
- Power monument has two AC outlets, dual 2.1 amp USB ports.







OPTIONAL FEATURES













- Vion seating units available in 10 mesh colors: Black (MS69), Stone (MS71), Blue (MS72), Rope (MS73), Natural (MS74), Aqua (MS75), Black Cherry (MS76), Dust (MS77), Ivory (MS78) and Paprika (MS79). Please specify. No upcharge.
- Beam seating table tops are available in Absolute Acajou (ACJ), Asian Night (ASN), Avant Cherry (AWC), Avant Honey (AWH), Blizzard (BZD), Clear Maple (CMB), Custom Grey (CGY), Dark Espresso (DES), Designer White (DWT), Fashionista (FAS), First Class (FCL), Noce Biondo (NBL), Noce Grigio (NGL), Noce Leggero (NEL), Noce Medio (NML), Sheer Beauty (SBY), Stonedust (SDT), Walnut Heights (WHE), White Chocolate (WHC) and Winter Cherry (WCR). Please specify. No upcharge.








	Polypropylene Seat & Back Color		Arm	Frame Finish
<b>Duet</b>	Buzz Blue (BZB)	Frost (FRO)	shell color match	Chrome (CHM)
<b>Popcorn</b>	Cactus (CCT)	Ink (INK)	uses universal arm (6500A8 only)	
<b>Sonic</b>	Carrot (CRO)	Latte (LAB)	Black only	
	Cloud (IVC)	Night (BLK)		
	Dijon (DJN)	Sand (SND)		
	Eggplant (EGP)	Scarlet (SAR)		
	Fog (FOG)	Shadow (SHW)		
<b>Sidero</b>	N/A		Black only	Black (TBL)
<b>Vion</b>	Back frame: Black (BLK) Fog (FOG) Add \$68		Black only	







DESCRIPTION	FEATURES	MODEL#	STANDARD TEXTILE GRADES									
 <p><b>Add-on Beam - Two Seater</b> COM: N/A Unit weight: 36 LB   16.4 KG Carton weight: 37 LB   16.78 KG Carton volume: 10.5 FT<sup>3</sup>   0.29 MT<sup>3</sup></p>	<p>Not freestanding.</p> <p>Includes hardware.</p>	<p>6500A2</p>	List price									
			340		OVERALL DIMENSIONS			SEAT DIMENSIONS			BACK DIMENSIONS	
			W	D	H	W	D	H	W	H		
			IN 47.5	24	16	-	-	-	-	-		
			MM 1207	610	406	-	-	-	-	-		
			RTA 00		1 per carton							
 <p><b>Add-on Beam - Three Seater</b> COM: N/A Unit weight: 42 LB   19.1 KG Carton weight: 43 LB   19.5 KG Carton volume: 16 FT<sup>3</sup>   0.45 MT<sup>3</sup></p>	<p>Not freestanding.</p> <p>Includes hardware.</p>	<p>6500A3</p>	List price									
			443		OVERALL DIMENSIONS			SEAT DIMENSIONS			BACK DIMENSIONS	
			W	D	H	W	D	H	W	H		
			IN 72	24	16	-	-	-	-	-		
			MM 1829	610	406	-	-	-	-	-		
			RTA 00		1 per carton							
 <p><b>Four Place Add-on Beam</b> COM: N/A Unit weight: 57 LB   25.9 KG Carton weight: 58 LB   26.31 KG Carton volume: 21.75 FT<sup>3</sup>   0.61 MT<sup>3</sup></p>	<p>Not freestanding.</p> <p>Includes hardware.</p>	<p>6500A4</p>	List price									
			700		OVERALL DIMENSIONS			SEAT DIMENSIONS			BACK DIMENSIONS	
			W	D	H	W	D	H	W	H		
			IN 98	24	16	-	-	-	-	-		
			MM 2489	610	406	-	-	-	-	-		
			RTA 00		1 per carton							
 <p><b>Universal Aluminum Arm</b> COM: N/A Unit weight: 3 LB   1.4 KG Carton weight: 3.5 LB   1.59 KG Carton volume: 0.5 FT<sup>3</sup>   0.01 MT<sup>3</sup></p>	<p>Includes hardware.</p>	<p>6500A8</p>	List price									
			107		OVERALL DIMENSIONS			SEAT DIMENSIONS			BACK DIMENSIONS	
			W	D	H	W	D	H	W	H		
			IN 2.5	10	14	-	-	-	-	-		
			MM 64	254	356	-	-	-	-	-		
			RTA 00		1 per carton							
 <p><b>90° Corner Connector Beam</b> COM: N/A Unit weight: 8 LB   3.6 KG Carton weight: 9 LB   4.08 KG Carton volume: 0.07 FT<sup>3</sup>   0.002 MT<sup>3</sup></p>	<p>Not freestanding.</p> <p>Includes hardware.</p>	<p>6500A9</p>	List price									
			211		OVERALL DIMENSIONS			SEAT DIMENSIONS			BACK DIMENSIONS	
			W	D	H	W	D	H	W	H		
			IN 1.75	24	3.25	-	-	-	-	-		
			MM 44	610	83	-	-	-	-	-		
			RTA 2		1 per carton							

DESCRIPTION	FEATURES	MODEL#	STANDARD TEXTILE GRADES						
 <p><b>Bolt Down Kit for Beam Set</b> COM: N/A Unit weight: 0.32 LB   0.1 KG Carton weight: 1.3 LB   0.59 KG Carton volume: 0.01 FT<sup>3</sup>   N/A MT<sup>3</sup></p>	Set of 4 brackets.	6500BD	List price						
			175						
			<b>OVERALL DIMENSIONS</b>		<b>SEAT DIMENSIONS</b>			<b>BACK DIMENSIONS</b>	
			W	D	H	W	D	H	W
IN 1.75	4	0.12	-	-	-	-	-		
MM 44	102	3	-	-	-	-	-		
 		1 per carton							
 <p><b>Beam - Two Seater</b> COM: N/A Unit weight: 36 LB   16.4 KG Carton weight: 37 LB   16.78 KG Carton volume: 11 FT<sup>3</sup>   0.31 MT<sup>3</sup></p>		6500S2	List price						
			553						
			<b>OVERALL DIMENSIONS</b>		<b>SEAT DIMENSIONS</b>			<b>BACK DIMENSIONS</b>	
			W	D	H	W	D	H	W
IN 49.5	24	16	-	-	-	-	-		
MM 1257	610	406	-	-	-	-	-		
		1 per carton							
 <p><b>Beam - Three Seater</b> COM: N/A Unit weight: 42 LB   19.1 KG Carton weight: 43 LB   19.5 KG Carton volume: 16 FT<sup>3</sup>   0.45 MT<sup>3</sup></p>		6500S3	List price						
			656						
			<b>OVERALL DIMENSIONS</b>		<b>SEAT DIMENSIONS</b>			<b>BACK DIMENSIONS</b>	
			W	D	H	W	D	H	W
IN 74	24	16	-	-	-	-	-		
MM 1880	610	406	-	-	-	-	-		
		1 per carton							
 <p><b>Beam - Four Seater</b> COM: N/A Unit weight: 57 LB   25.9 KG Carton weight: 58 LB   26.31 KG Carton volume: 22 FT<sup>3</sup>   0.62 MT<sup>3</sup></p>		6500S4	List price						
			912						
			<b>OVERALL DIMENSIONS</b>		<b>SEAT DIMENSIONS</b>			<b>BACK DIMENSIONS</b>	
			W	D	H	W	D	H	W
IN 100	24	16	-	-	-	-	-		
MM 2540	610	406	-	-	-	-	-		
		1 per carton							
 <p><b>Table End - Top</b> COM: N/A Unit weight: 7 LB   3.2 KG Carton weight: 8 LB   3.63 KG Carton volume: 0.6 FT<sup>3</sup>   0.01 MT<sup>3</sup></p>	Includes hardware.  Use with beam.	6507	List price						
			228						
			<b>OVERALL DIMENSIONS</b>		<b>SEAT DIMENSIONS</b>			<b>BACK DIMENSIONS</b>	
			W	D	H	W	D	H	W
IN 17.75	17.75	1	-	-	-	-	-		
MM 451	451	25	-	-	-	-	-		
 		1 per carton							













DESCRIPTION	FEATURES	MODEL#	STANDARD TEXTILE GRADES									
 <p><b>Square Corner Table - Top</b> COM: N/A Unit weight: 14 LB   6.4 KG Carton weight: 20 LB   9.07 KG Carton volume: 1.9 FT<sup>3</sup>   0.05 MT<sup>3</sup></p>	<p>Includes hardware.</p> <p>Use with beam.</p>	<p><b>6507-T1</b>    270</p>	List price									
			<b>OVERALL DIMENSIONS</b>			<b>SEAT DIMENSIONS</b>			<b>BACK DIMENSIONS</b>			
			<b>W</b>	<b>D</b>	<b>H</b>	<b>W</b>	<b>D</b>	<b>H</b>	<b>W</b>	<b>H</b>		
			IN 21	21	1	-	-	-	-	-		
MM 533	533	25	-	-	-	-	-					
		<b>RTA 2</b>	1 per carton									
 <p><b>Radiused Corner Table - Top</b> COM: N/A Unit weight: 14 LB   6.4 KG Carton weight: 20 LB   9.07 KG Carton volume: 1.9 FT<sup>3</sup>   0.05 MT<sup>3</sup></p>	<p>Includes hardware.</p> <p>Use with beam.</p>	<p><b>6507-T2</b>    297</p>	List price									
			<b>OVERALL DIMENSIONS</b>			<b>SEAT DIMENSIONS</b>			<b>BACK DIMENSIONS</b>			
			<b>W</b>	<b>D</b>	<b>H</b>	<b>W</b>	<b>D</b>	<b>H</b>	<b>W</b>	<b>H</b>		
			IN 21	21	1	-	-	-	-	-		
MM 533	533	25	-	-	-	-	-					
		<b>RTA 2</b>	1 per carton									
 <p><b>Coffee Table</b> COM: N/A Unit weight: 52 LB   23.6 KG Carton weight: 62 LB   28.12 KG Carton volume: 12.25 FT<sup>3</sup>   0.34 MT<sup>3</sup></p>		<p><b>6507-CT</b>    680</p>	List price									
			<b>OVERALL DIMENSIONS</b>			<b>SEAT DIMENSIONS</b>			<b>BACK DIMENSIONS</b>			
			<b>W</b>	<b>D</b>	<b>H</b>	<b>W</b>	<b>D</b>	<b>H</b>	<b>W</b>	<b>H</b>		
			IN 24	42	17.5	-	-	-	-	-		
MM 610	1067	445	-	-	-	-	-					
		<b>RTA 00</b>	1 per carton									
 <p><b>Power Monument</b> COM: N/A Unit weight: 3.2 LB   1.45 KG Carton weight: 3.2 LB   1.45 KG Carton volume: 0.5 FT<sup>3</sup>   0.01 MT<sup>3</sup></p>	<p>Undermount, 10' cord.</p> <p>Black only.</p>	<p><b>6591B</b>    502</p>	List price									
			<b>OVERALL DIMENSIONS</b>			<b>SEAT DIMENSIONS</b>			<b>BACK DIMENSIONS</b>			
			<b>W</b>	<b>D</b>	<b>H</b>	<b>W</b>	<b>D</b>	<b>H</b>	<b>W</b>	<b>H</b>		
			IN 5.5	2.8	1.8	-	-	-	-	-		
MM 140	71	46	-	-	-	-	-					
		<b>RTA 1</b>	1 per carton									
 <p><b>Armless Seat Unit - Vion</b> COM: 1 YD   0.91 M Unit weight: 20 LB   9.1 KG Carton weight: 26 LB   11.79 KG Carton volume: 7.25 FT<sup>3</sup>   0.2 MT<sup>3</sup></p>	<p>Upholstered seat/mesh back.</p> <p>Use with beam.</p>	<p><b>6340</b></p>	List price									
			<b>OVERALL DIMENSIONS</b>			<b>SEAT DIMENSIONS</b>			<b>BACK DIMENSIONS</b>			
			<b>W</b>	<b>D</b>	<b>H</b>	<b>W</b>	<b>D</b>	<b>H</b>	<b>W</b>	<b>H</b>		
			IN 21	23.5	20.5	17.5	18	-	19	17		
MM 533	597	521	445	457	-	483	432					
		<b>RTA 00</b>		1 per carton								

DESCRIPTION	FEATURES	MODEL#	STANDARD TEXTILE GRADES											
			1	2	3	4	5	6	7	8	9	10	11	12
 <p><b>Armless Seat Unit - Vion</b> COM: 1 YD   0.91 M Unit weight: 20 LB   9.1 KG Carton weight: 26 LB   11.79 KG Carton volume: 7.25 FT³   0.2 MT³</p>	Upholstered seat & back.  Use with beam.	<b>6341</b>	655	687	714	745	796	843	890	931	982	1030	1095	1187
			<b>OVERALL DIMENSIONS</b>			<b>SEAT DIMENSIONS</b>			<b>BACK DIMENSIONS</b>					
			<b>W</b>	<b>D</b>	<b>H</b>	<b>W</b>	<b>D</b>	<b>H</b>	<b>W</b>	<b>H</b>				
			IN 21 MM 533	23.5 597	20.5 521	17.5 445	18 457	-	19 483	17 432				
			<b>RTA 00</b>		1 per carton									
 <p><b>Seat Unit w/Arms - Vion</b> COM: 1 YD   0.91 M Unit weight: 21 LB   9.5 KG Carton weight: 26 LB   11.79 KG Carton volume: 9.75 FT³   0.27 MT³</p>	Upholstered seat/mesh back.  Use with beam.	<b>6342</b>	699	731	758	789	840	887	934	975	1026	1074	1139	1231
			<b>OVERALL DIMENSIONS</b>			<b>SEAT DIMENSIONS</b>			<b>BACK DIMENSIONS</b>					
			<b>W</b>	<b>D</b>	<b>H</b>	<b>W</b>	<b>D</b>	<b>H</b>	<b>W</b>	<b>H</b>				
			IN 25.5 MM 648	23.5 597	20.5 521	17.5 445	18 457	-	19 483	17 432				
			<b>RTA 00</b>		1 per carton									
 <p><b>Seat Unit w/Arms - Vion</b> COM: 1 YD   0.91 M Unit weight: 22 LB   10 KG Carton weight: 27 LB   12.25 KG Carton volume: 9.75 FT³   0.27 MT³</p>	Upholstered seat & back.  Use with beam.	<b>6343</b>	699	731	758	789	840	887	934	975	1026	1074	1139	1231
			<b>OVERALL DIMENSIONS</b>			<b>SEAT DIMENSIONS</b>			<b>BACK DIMENSIONS</b>					
			<b>W</b>	<b>D</b>	<b>H</b>	<b>W</b>	<b>D</b>	<b>H</b>	<b>W</b>	<b>H</b>				
			IN 25.5 MM 648	23.5 597	20.5 521	17.5 445	18 457	-	19 483	17 432				
			<b>RTA 00</b>		1 per carton									
 <p><b>Armless Seat Unit - Sonic</b> COM: N/A Unit weight: 10 LB   4.5 KG Carton weight: 12 LB   5.44 KG Carton volume: 6.5 FT³   0.18 MT³</p>	Polypropylene seat.  Use with beam.	<b>6501</b>	List price											
			312											
			<b>6501MB</b>											
			Mesh back											
 <p><b>6501MB</b> (Black mesh back)</p>		<b>6501MB</b> (Black mesh back)	<b>OVERALL DIMENSIONS</b>			<b>SEAT DIMENSIONS</b>			<b>BACK DIMENSIONS</b>					
			<b>W</b>	<b>D</b>	<b>H</b>	<b>W</b>	<b>D</b>	<b>H</b>	<b>W</b>	<b>H</b>				
			IN 20 MM 508	21.5 546	17 432	17 432	16 406	-	17 432	15 381				
						<b>RTA 00</b>		2 per carton (pricing and specifications are for one seat unit)						
 <p><b>Armless Seat Unit - Sonic</b> COM: 0.75 YD   0.69 M Unit weight: 10 LB   4.5 KG Carton weight: 12 LB   5.44 KG Carton volume: 6.5 FT³   0.18 MT³</p>	Upholstered seat.  Use with beam.	<b>6502</b>	List price											
			353											
			<b>6502MB</b>											
			Mesh back											
 <p><b>6502MB</b> (Black mesh back)</p>		<b>6502MB</b> (Black mesh back)	<b>OVERALL DIMENSIONS</b>			<b>SEAT DIMENSIONS</b>			<b>BACK DIMENSIONS</b>					
			<b>W</b>	<b>D</b>	<b>H</b>	<b>W</b>	<b>D</b>	<b>H</b>	<b>W</b>	<b>H</b>				
			IN 20 MM 508	22 559	17 432	17 432	16 406	-	17 432	15 381				
						<b>RTA 00</b>		2 per carton (pricing and specifications are for one seat unit)						

DESCRIPTION	FEATURES	MODEL#	STANDARD TEXTILE GRADES														
			1	2	3	4	5	6	7	8	9	10	11	12			
 <p><b>Armless Seat Unit - Sonic</b> COM: 0.75 YD   0.69 M Unit weight: 11 LB   5 KG Carton weight: 13 LB   5.9 KG Carton volume: 6.5 FT<sup>3</sup>   0.18 MT<sup>3</sup></p>	Upholstered seat & back.  Use with beam.	<b>6503</b>	389	413	433	457	495	530	565	596	634	670	719	788			
			OVERALL DIMENSIONS			SEAT DIMENSIONS			BACK DIMENSIONS								
			W	D	H	W	D	H	W	H							
			IN 20	22	17	17	15.5	-	17	15							
MM 508	559	432	432	394	-	432	381										
			RTA 00	courier			2 per carton (pricing and specifications are for one seat unit)										
			List price														
			<b>6504</b>	366													
			<b>6504MB</b>	421													
			Mesh back														
 <p><b>6504</b></p>	 <p><b>6504MB</b> (Black mesh back)</p>	<p><b>Seat Unit w/Arms - Sonic</b> COM: N/A Unit weight: 11 LB   5 KG Carton weight: 13 LB   5.9 KG Carton volume: 6.5 FT<sup>3</sup>   0.18 MT<sup>3</sup></p> Polypropylene seat.  Use with beam.	OVERALL DIMENSIONS			SEAT DIMENSIONS			BACK DIMENSIONS								
			W	D	H	W	D	H	W	H							
			IN 23	21.5	17	17	16	-	17	15							
			MM 584	546	432	432	406	-	432	381							
			RTA 00	courier			2 per carton (pricing and specifications are for one seat unit)										
 <p><b>6505</b></p>	 <p><b>6505MB</b> (Black mesh back)</p>	<p><b>Seat Unit w/Arms - Sonic</b> COM: 0.75 YD   0.69 M Unit weight: 11 LB   5 KG Carton weight: 13 LB   5.9 KG Carton volume: 6.5 FT<sup>3</sup>   0.18 MT<sup>3</sup></p> Upholstered seat.  Use with beam.	OVERALL DIMENSIONS			SEAT DIMENSIONS			BACK DIMENSIONS								
			W	D	H	W	D	H	W	H							
			IN 23	22	17	17	16	-	17	15							
			MM 584	559	432	432	406	-	432	381							
			RTA 00	courier			2 per carton (pricing and specifications are for one seat unit)										
 <p><b>6506</b></p>	<p><b>Seat Unit w/Arms - Sonic</b> COM: 0.75 YD   0.69 M Unit weight: 12 LB   5.5 KG Carton weight: 14 LB   6.35 KG Carton volume: 6.5 FT<sup>3</sup>   0.18 MT<sup>3</sup></p> Upholstered seat & back.  Use with beam.	<b>6506</b>	444	468	488	512	550	585	620	651	689	725	774	843			
			OVERALL DIMENSIONS			SEAT DIMENSIONS			BACK DIMENSIONS								
			W	D	H	W	D	H	W	H							
			IN 23	22	17	17	15.5	-	17	15							
MM 584	559	432	432	394	-	432	381										
			RTA 00	courier			2 per carton (pricing and specifications are for one seat unit)										
 <p><b>6690</b></p>	<p><b>Seat Unit w/Arms - Duet</b> COM: N/A Unit weight: 17 LB   7.7 KG Carton weight: 19 LB   8.62 KG Carton volume: 9.75 FT<sup>3</sup>   0.27 MT<sup>3</sup></p> Polypropylene seat & back.  Use with beam.	<b>6690</b>	407														
			OVERALL DIMENSIONS			SEAT DIMENSIONS			BACK DIMENSIONS								
			W	D	H	W	D	H	W	H							
			IN 25.5	21	18	18	17.5	-	18	16							
MM 648	533	457	457	445	-	457	406										
			RTA 00	courier			2 per carton (pricing and specifications are for one seat unit)										

DESCRIPTION	FEATURES	MODEL#	STANDARD TEXTILE GRADES												
 <p><b>Armless Seat Unit - Duet</b> COM: N/A Unit weight: 16 LB   7.3 KG Carton weight: 18 LB   8.16 KG Carton volume: 6.5 FT<sup>3</sup>   0.18 MT<sup>3</sup></p>	<p>Polypropylene seat &amp; back.</p> <p>Use with beam.</p>	6691	List price												
		338													
		<b>OVERALL DIMENSIONS</b>			<b>SEAT DIMENSIONS</b>			<b>BACK DIMENSIONS</b>							
		IN	18	21	18	18	17.5	-	18	16					
MM	457	533	457	457	445	-	457	406							
		<b>RTA 00</b>		2 per carton (pricing and specifications are for one seat unit)											
 <p><b>Seat Unit w/Arms - Duet</b> COM: 0.75 YD   0.69 M Unit weight: 17 LB   7.7 KG Carton weight: 19 LB   8.62 KG Carton volume: 9.75 FT<sup>3</sup>   0.27 MT<sup>3</sup></p>	<p>Upholstered seat/polypropylene back.</p> <p>Use with beam.</p>	6692	1	2	3	4	5	6	7	8	9	10	11	12	
		499	523	543	567	605	640	675	706	744	780	829	898		
		<b>OVERALL DIMENSIONS</b>			<b>SEAT DIMENSIONS</b>			<b>BACK DIMENSIONS</b>							
		IN	25.5	21	18	18	17.5	-	18	15.5					
MM	648	533	457	457	445	-	457	394							
		<b>RTA 00</b>		2 per carton (pricing and specifications are for one seat unit)											
 <p><b>Armless Seat Unit - Duet</b> COM: 0.75 YD   0.69 M Unit weight: 17 LB   7.7 KG Carton weight: 19 LB   8.62 KG Carton volume: 6.5 FT<sup>3</sup>   0.18 MT<sup>3</sup></p>	<p>Upholstered seat/polypropylene back.</p> <p>Use with beam.</p>	6693	1	2	3	4	5	6	7	8	9	10	11	12	
		432	456	476	500	538	573	608	639	677	713	762	831		
		<b>OVERALL DIMENSIONS</b>			<b>SEAT DIMENSIONS</b>			<b>BACK DIMENSIONS</b>							
		IN	18	21	18	18	17.5	-	18	15.5					
MM	457	533	457	457	445	-	457	394							
		<b>RTA 00</b>		2 per carton (pricing and specifications are for one seat unit)											
 <p><b>Seat Unit w/Arms - Duet</b> COM: 0.75 YD   0.69 M Unit weight: 18 LB   8.2 KG Carton weight: 20 LB   9.07 KG Carton volume: 9.75 FT<sup>3</sup>   0.27 MT<sup>3</sup></p>	<p>Upholstered seat &amp; back.</p> <p>Use with beam.</p>	6697	1	2	3	4	5	6	7	8	9	10	11	12	
		550	574	594	618	656	691	726	757	795	831	880	949		
		<b>OVERALL DIMENSIONS</b>			<b>SEAT DIMENSIONS</b>			<b>BACK DIMENSIONS</b>							
		IN	25.5	21	18	18	17	-	18	15.5					
MM	648	533	457	457	432	-	457	394							
		<b>RTA 00</b>		2 per carton (pricing and specifications are for one seat unit)											
 <p><b>Armless Seat Unit - Duet</b> COM: 0.75 YD   0.69 M Unit weight: 17 LB   7.7 KG Carton weight: 19 LB   8.62 KG Carton volume: 6.5 FT<sup>3</sup>   0.18 MT<sup>3</sup></p>	<p>Upholstered seat &amp; back.</p> <p>Use with beam.</p>	6698	1	2	3	4	5	6	7	8	9	10	11	12	
		482	506	526	550	588	623	658	689	727	763	812	881		
		<b>OVERALL DIMENSIONS</b>			<b>SEAT DIMENSIONS</b>			<b>BACK DIMENSIONS</b>							
		IN	18	21	18	18	17	-	18	15.5					
MM	457	533	457	457	432	-	457	394							
		<b>RTA 00</b>		2 per carton (pricing and specifications are for one seat unit)											



DESCRIPTION	FEATURES	MODEL#	STANDARD TEXTILE GRADES																																		
 <p><b>Armless Seat Unit - Popcorn</b> COM: N/A Unit weight: 17 LB   7.7 KG Carton weight: 19 LB   8.62 KG Carton volume: 6.5 FT<sup>3</sup>   0.18 MT<sup>3</sup></p>	Polypropylene seat & back.  Use with beam.	<b>6717</b>	List price																																		
			307																																		
			OVERALL DIMENSIONS			SEAT DIMENSIONS			BACK DIMENSIONS																												
			W	D	H	W	D	H	W	H																											
IN 20	21	18	18	18	-	19.5	16																														
MM 508	533	457	457	457	-	495	406																														
  2 per carton (pricing and specifications are for one seat unit)																																					
<table border="1"> <tr> <th></th><th>1</th><th>2</th><th>3</th><th>4</th><th>5</th><th>6</th><th>7</th><th>8</th><th>9</th><th>10</th><th>11</th><th>12</th> </tr> <tr> <td><b>6719</b></td><td>395</td><td>419</td><td>439</td><td>463</td><td>501</td><td>536</td><td>571</td><td>602</td><td>640</td><td>676</td><td>725</td><td>794</td> </tr> </table>													1	2	3	4	5	6	7	8	9	10	11	12	<b>6719</b>	395	419	439	463	501	536	571	602	640	676	725	794
	1	2	3	4	5	6	7	8	9	10	11	12																									
<b>6719</b>	395	419	439	463	501	536	571	602	640	676	725	794																									
 <p><b>Armless Seat Unit - Popcorn</b> COM: 0.75 YD   0.69 M Unit weight: 18 LB   8.2 KG Carton weight: 20 LB   9.07 KG Carton volume: 6.5 FT<sup>3</sup>   0.18 MT<sup>3</sup></p>	Upholstered seat/polypropylene back.  Use with beam.	<b>6719</b>	List price																																		
			307																																		
			OVERALL DIMENSIONS			SEAT DIMENSIONS			BACK DIMENSIONS																												
			W	D	H	W	D	H	W	H																											
IN 20	21	18	18	18	-	19.5	16																														
MM 508	533	457	457	457	-	495	406																														
  2 per carton (pricing and specifications are for one seat unit)																																					
<table border="1"> <tr> <th></th><th>1</th><th>2</th><th>3</th><th>4</th><th>5</th><th>6</th><th>7</th><th>8</th><th>9</th><th>10</th><th>11</th><th>12</th> </tr> <tr> <td><b>6930</b></td><td>521</td><td>561</td><td>595</td><td>634</td><td>697</td><td>756</td><td>815</td><td>866</td><td>930</td><td>990</td><td>1071</td><td>1186</td> </tr> </table>													1	2	3	4	5	6	7	8	9	10	11	12	<b>6930</b>	521	561	595	634	697	756	815	866	930	990	1071	1186
	1	2	3	4	5	6	7	8	9	10	11	12																									
<b>6930</b>	521	561	595	634	697	756	815	866	930	990	1071	1186																									
 <p><b>Seat Unit w/Arms - Sidero</b> COM: 1.25 YD   1.14 M Unit weight: 20 LB   9.1 KG Carton weight: 25 LB   11.34 KG Carton volume: 9.75 FT<sup>3</sup>   0.27 MT<sup>3</sup></p>	Upholstered seat & back.  Use with beam.	<b>6930</b>	List price																																		
			1 per carton																																		
			OVERALL DIMENSIONS			SEAT DIMENSIONS			BACK DIMENSIONS																												
			W	D	H	W	D	H	W	H																											
IN 25.5	23.5	19	19.5	18	-	19	15.5																														
MM 648	597	483	495	457	-	483	394																														
  1 per carton																																					
<table border="1"> <tr> <th></th><th>1</th><th>2</th><th>3</th><th>4</th><th>5</th><th>6</th><th>7</th><th>8</th><th>9</th><th>10</th><th>11</th><th>12</th> </tr> <tr> <td><b>6931</b></td><td>493</td><td>533</td><td>567</td><td>606</td><td>669</td><td>728</td><td>787</td><td>838</td><td>902</td><td>962</td><td>1043</td><td>1158</td> </tr> </table>													1	2	3	4	5	6	7	8	9	10	11	12	<b>6931</b>	493	533	567	606	669	728	787	838	902	962	1043	1158
	1	2	3	4	5	6	7	8	9	10	11	12																									
<b>6931</b>	493	533	567	606	669	728	787	838	902	962	1043	1158																									
 <p><b>Armless Seat Unit - Sidero</b> COM: 1.25 YD   1.14 M Unit weight: 18 LB   8.2 KG Carton weight: 23 LB   10.43 KG Carton volume: 7.25 FT<sup>3</sup>   0.2 MT<sup>3</sup></p>	Upholstered seat & back.  Use with beam.	<b>6931</b>	List price																																		
			1 per carton																																		
			OVERALL DIMENSIONS			SEAT DIMENSIONS			BACK DIMENSIONS																												
			W	D	H	W	D	H	W	H																											
IN 21	23.5	19	19.5	18	-	19	15.5																														
MM 533	597	483	495	457	-	483	394																														
  1 per carton																																					

CAPRICE



model 3365 (TTU)



model 3365C (TTU)




STANDARD FEATURES

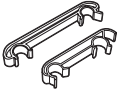

- Modern light scale guest seating.
- Durable molded armcaps are standard in Black only.
- Standard with Black bullet style glides.
- Non-caster models can be joined together using ganging clamp model 6522.
- Does not stack.
- Dual wheel carpet casters (C1) are standard on models 3365C.
- Upholstery options: fabric, vinyl or leather. Vinyl and leather models may feature stitch detail across the seat and/or back cushions, if applicable.

OPTIONAL FEATURES

- For leg frame finish options, please see page 378. Upcharges apply for plated finishes:
  - (CHM) Chrome. Add \$72 for armchairs. Add \$114 for stools.
  - (BCH) Brushed Chrome. Add \$217 for armchairs. Add \$401 for stools.
  - (SBR) Satin Brass. Add \$334 for armchairs. Add \$502 for stools.
  - (ACO) Antique Copper. Add \$334 for armchairs. Add \$502 for stools.
- A selection of glide options is available. Glides must be chosen to best suit flooring type and site conditions. For more information, please refer to the glide section (page 357).
- Glides with felt pads (FG) are available for vinyl sheet, cork or laminate flooring, please specify. Add \$43.
- Glides with rubber pads (RG) are available for vinyl, hardwood, laminate, stone or ceramic flooring, please specify. Add \$43.
- Steel cushioned self-leveling glides (B) are available on all models (adds 0.5" to seat height), please specify. Add \$17.
- For hard surface flooring casters, please specify (C9R). Add \$17.



DESCRIPTION	FEATURES	MODEL #	STANDARD TEXTILE GRADES													
			1	2	3	4	5	6	7	8	9	10	11	12		
 <p><b>Armchair Four-Legged</b> COM: 1.25 YD   1.14 M Unit weight: 18 LB   8.2 KG Carton weight: 27 LB   12.25 KG Carton volume: 18 FT³   0.5 MT³</p>	Does not stack.	<b>3365</b>	573	613	647	686	749	808	867	918	982	1042	1123	1238		
		<b>OVERALL DIMENSIONS</b>			<b>SEAT DIMENSIONS</b>			<b>BACK DIMENSIONS</b>								
		<b>W</b>	<b>D</b>	<b>H</b>	<b>W</b>	<b>D</b>	<b>H</b>	<b>W</b>	<b>H</b>							
		IN 25	24	31.5	19.5	19.5	18.5	18	13							
		MM 635	610	800	495	495	470	457	330							
		<b>RTA 00</b>	1 per carton													
 <p><b>Armchair Four-Legged w/Casters</b> COM: 1.25 YD   1.14 M Unit weight: 19 LB   8.6 KG Carton weight: 28 LB   12.7 KG Carton volume: 18 FT³   0.5 MT³</p>	Does not stack.	<b>3365C</b>	657	697	731	770	833	892	951	1002	1066	1126	1207	1322		
		<b>OVERALL DIMENSIONS</b>			<b>SEAT DIMENSIONS</b>			<b>BACK DIMENSIONS</b>								
		<b>W</b>	<b>D</b>	<b>H</b>	<b>W</b>	<b>D</b>	<b>H</b>	<b>W</b>	<b>H</b>							
		IN 25	23.5	32.5	19.5	19.5	18	18	14.5							
		MM 635	597	826	495	495	457	457	368							
		<b>RTA 00</b>	1 per carton													
 <p><b>Bar Stool Four-Legged</b> COM: 1.25 YD   1.14 M Unit weight: 26 LB   11.8 KG Carton weight: 36.5 LB   16.56 KG Carton volume: 24 FT³   0.67 MT³</p>	Does not stack.	<b>3369</b>	788	828	862	901	964	1023	1082	1133	1197	1257	1338	1453		
		<b>OVERALL DIMENSIONS</b>			<b>SEAT DIMENSIONS</b>			<b>BACK DIMENSIONS</b>								
		<b>W</b>	<b>D</b>	<b>H</b>	<b>W</b>	<b>D</b>	<b>H</b>	<b>W</b>	<b>H</b>							
		IN 25	26.5	45.5	19.5	19.5	30.5	18	13							
		MM 635	673	1156	495	495	775	457	330							
		<b>RTA 00</b>	1 per carton													

DESCRIPTION	FEATURES	MODEL#	STANDARD TEXTILE GRADES							
 <p><b>Ganging Brackets - Set of 2</b>                      COM: N/A                      Unit weight: 0.07 LB   - KG                      Carton weight: 0.16 LB   0.07 KG                      Carton volume: 1 FT³   0.02 MT³</p>			List price							
		<b>6522</b>	15							
			<b>OVERALL DIMENSIONS</b>			<b>SEAT DIMENSIONS</b>			<b>BACK DIMENSIONS</b>	
			<b>W</b>	<b>D</b>	<b>H</b>	<b>W</b>	<b>D</b>	<b>H</b>	<b>W</b>	<b>H</b>
			IN 0.87	7.75	1.5	-	-	-	-	-
			MM 22	197	38	-	-	-	-	-
			<b>RTA 00</b>		Pricing is for the set, specifications are for one bracket					

CHAP



model 1004



model 1005



model 1011



model 1014

STANDARD FEATURES

- Chap offers mid-century modern styling in a finely crafted beechwood armchair series.
- Upholstered, horizontal wood slat or open frame back available.
- Straight back models are available with a wood front rail or upholstered waterfall seat front.
- Round back models are available with an upholstered waterfall seat front only.
- Models are standard with White non-marking nylon glides (see right column for additional glide options).
- Standard with a Black under seat liner.
- Active weight capacity for this series is 350 lbs.
- For single shift use, Chap is covered by Global's Limited Lifetime Warranty. For 24/7 use, Ultracell foam and textiles with a minimum of 100,000 double rubs must be specified to meet Global 24/7 warranty coverage.
- Upholstery options: fabric, vinyl or leather. Vinyl and leather models may feature stitch detail across the seat and/or back cushions, if applicable.
- Does not stack.

OPTIONAL FEATURES



- For added comfort and 24/7 environments, seats are available with high density Ultracell foam (UC).
- Under seat panel (USP) is available with upcharge (conceals seat structure, is covered with a coated textile and secured with tamperproof fasteners).
- Custom wood staining considered upon request on straight back models only (not available on round back models).





Please add option codes in the following order:

- **Model number**  
specify model number
- **Back textile**  
Specify textile code.
- **Seat seams and textile (NS)** no sealed seams  
**(SE)** sealed seat seams. Add \$22.  
Specify textile code.
- **Straight back wood frame finish**  
**(AAM)** Absolute  
**(BKM)** Black  
**(ACM)** Cherry  
**(EOM)** English Oak  
**(ECM)** Espresso Cafe  
**(TFM)** Fruitwood  
**(HGM)** Gray  
**(AHM)** Honey  
**(TMM)** Mahogany  
**(AVM)** Maple  
**(MWM)** Medium Walnut  
**(NLW)** Natural Walnut  
**(ASM)** Night  
**(NBM)** Noce Biondo  
**(NGM)** Noce Grigio  
**(NEM)** Noce Leggero  
**(NMM)** Noce Medio  
**(SKM)** Shaker Cherry  
**(TWM)** Walnut  
**(WTM)** WC Cream  
**(WHM)** White  
**(WCM)** Winter Cherry
- **Round back wood frame finish**  
(models 1004 and 1005)  
**(AAM)** Absolute  
**(BKM)** Black  
**(ACM)** Cherry  
**(ECM)** Espresso Cafe  
**(TMM)** Mahogany  
**(MWM)** Medium Walnut  
**(NLW)** Natural Walnut  
**(ASM)** Night  
**(NMM)** Noce Medio  
**(SKM)** Shaker Cherry  
**(TWM)** Walnut  
**(WTM)** WC Cream  
**(WHM)** White
- **Seat underside**  
**(USL)** under seat liner (Black)  
**(USP)** under seat panel. Add \$58.
- **Glide type**  
**(NM)** White non-marking nylon for most surfaces (standard).  
**(SG)** steel cushioned glides for carpeted surfaces. Add \$17.  
**(RG)** rubber glides for most hard floor surfaces. Add \$22.  
**(FG)** felt glides for most hard floor surfaces. Add \$22.  
**(XG)** no glides for carpeted surfaces.
- **Moisture barrier** (not available with sealed seams)  
**(NB)** no moisture barrier.  
**(MB)** moisture barrier (seat only). Add \$81.
- **Seat foam**  
**(SF)** standard foam.  
**(UC)** Ultracell foam. Add \$76.

EXAMPLE CHAP ORDER CODE:

1010	-	-NS	-CE90	-AAM	-USL	-NM	-NB	-SF
Model number	Back textile	Sealed seams (seat)	Seat textile	Frame finish	Seat underside	Glide type	Moisture barrier	Seat foam

DESCRIPTION	FEATURES	MODEL #	STANDARD TEXTILE GRADES														
			1	2	3	4	5	6	7	8	9	10	11	12			
 <p>18" seat depth</p> <p><b>Round Uph Back Armchair w/Uph Waterfall Front Seat</b> COM: 1.5 YD   1.37 M Unit weight: 18 LB   8.2 KG Carton weight: 26 LB   11.79 KG Carton volume: 13.25 FT<sup>3</sup>   0.37 MT<sup>3</sup></p> <p>Active weight 350 lbs. Does not stack.</p> <p>Ergonomic features: M, N</p>		<b>1004</b>	1238	1286	1326	1374	1450	1520	1590	1652	1728	1800	1898	2036			
			OVERALL DIMENSIONS			SEAT DIMENSIONS			BACK DIMENSIONS								
			W	D	H	W	D	H	W	H							
			IN 24.5 MM 622	22.5 572	30 762	22 559	18 457	18 457	20 508	12.5 318							
			<b>RTA 00</b>	1 per carton													
 <p>18" seat depth</p> <p><b>Round Wood Back Armchair w/Uph Waterfall Front Seat</b> COM: 1 YD   0.91 M Unit weight: 17 LB   7.7 KG Carton weight: 25 LB   11.34 KG Carton volume: 13.25 FT<sup>3</sup>   0.37 MT<sup>3</sup></p> <p>Active weight 350 lbs. Does not stack.</p> <p>Ergonomic features: M, N</p>		<b>1005</b>	1000	1032	1059	1090	1141	1188	1235	1276	1327	1375	1440	1532			
			OVERALL DIMENSIONS			SEAT DIMENSIONS			BACK DIMENSIONS								
			W	D	H	W	D	H	W	H							
			IN 24.5 MM 622	22.5 572	30 762	22 559	18 457	18 457	20 508	12.5 318							
			<b>RTA 00</b>	1 per carton													

DESCRIPTION	FEATURES	MODEL#	STANDARD TEXTILE GRADES													
			1	2	3	4	5	6	7	8	9	10	11	12		
 <p><b>Wood Back Armchair w/UpH Waterfall Front Seat</b>                      COM: 1 YD   0.91 M                      Unit weight: 21 LB   9.5 KG                      Carton weight: 33 LB   14.97 KG                      Carton volume: 15.75 FT³   0.44 MT³</p>	Active weight 350 lbs. Does not stack.  Ergonomic features: M, N	<b>1010</b>	1040	1072	1099	1130	1181	1228	1275	1316	1367	1415	1480	1572		
		<b>OVERALL DIMENSIONS</b>			<b>SEAT DIMENSIONS</b>			<b>BACK DIMENSIONS</b>								
		<b>W</b>	<b>D</b>	<b>H</b>	<b>W</b>	<b>D</b>	<b>H</b>	<b>W</b>	<b>H</b>							
		IN 25.5 MM 648	25 635	31 787	21 533	20 508	18 457	20.5 521	13.5 343							
		<b>RTA 00</b>	1 per carton													
 <p><b>Upholstered Back Armchair w/UpH Waterfall Seat Front</b>                      COM: 1.5 YD   1.37 M                      Unit weight: 21 LB   9.5 KG                      Carton weight: 33 LB   14.97 KG                      Carton volume: 15.75 FT³   0.44 MT³</p>	Active weight 350 lbs. Does not stack.  Ergonomic features: M, N	<b>1011</b>	1124	1172	1212	1260	1336	1406	1476	1538	1614	1686	1784	1922		
		<b>OVERALL DIMENSIONS</b>			<b>SEAT DIMENSIONS</b>			<b>BACK DIMENSIONS</b>								
		<b>W</b>	<b>D</b>	<b>H</b>	<b>W</b>	<b>D</b>	<b>H</b>	<b>W</b>	<b>H</b>							
		IN 25.5 MM 648	25 635	31.5 800	21 533	20 508	18 457	20.5 521	13.5 343							
		<b>RTA 00</b>	1 per carton													
 <p><b>Wood Back Armchair w/Wood Front Rail</b>                      COM: 1 YD   0.91 M                      Unit weight: 21 LB   9.5 KG                      Carton weight: 33 LB   14.97 KG                      Carton volume: 15.75 FT³   0.44 MT³</p>	Active weight 350 lbs. Does not stack.  Ergonomic features: M, N	<b>1014</b>	1070	1102	1129	1160	1211	1258	1305	1346	1397	1445	1510	1602		
		<b>OVERALL DIMENSIONS</b>			<b>SEAT DIMENSIONS</b>			<b>BACK DIMENSIONS</b>								
		<b>W</b>	<b>D</b>	<b>H</b>	<b>W</b>	<b>D</b>	<b>H</b>	<b>W</b>	<b>H</b>							
		IN 25.5 MM 648	25 635	31 787	21 533	20 508	18 457	20.5 521	13.5 343							
		<b>RTA 00</b>	1 per carton													
 <p><b>Upholstered Back Armchair w/Wood Front Rail</b>                      COM: 1.5 YD   1.37 M                      Unit weight: 21 LB   9.5 KG                      Carton weight: 33 LB   14.97 KG                      Carton volume: 15.75 FT³   0.44 MT³</p>	Active weight 350 lbs. Does not stack.  Ergonomic features: M, N	<b>1015</b>	1154	1202	1243	1289	1366	1436	1507	1568	1645	1717	1814	1952		
		<b>OVERALL DIMENSIONS</b>			<b>SEAT DIMENSIONS</b>			<b>BACK DIMENSIONS</b>								
		<b>W</b>	<b>D</b>	<b>H</b>	<b>W</b>	<b>D</b>	<b>H</b>	<b>W</b>	<b>H</b>							
		IN 25.5 MM 648	25 635	31.5 800	21 533	20 508	18 457	20.5 521	13.5 343							
		<b>RTA 00</b>	1 per carton													

COMET



model 2171 (TBL)






model 2174 (TTU)

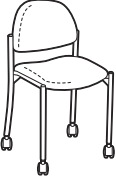






STANDARD FEATURES

- Reinforced models incorporate welded corner gussets for additional strength and support.
- Models 2171WS and 2172WS stack 5 high on floor or 8 high on dolly for easy storage.
- For dolly, specify model 2125WS (see page 181).
- “WS” models have a wall saver frame design; rear legs hit the baseboard first leaving clearance between the back of the chair and the wall, saving both the chair and the wall from damage.
- In some textiles, stacked chairs may leave frame impressions in chair(s) below.
- Comet heavy duty models 2173WS and 2174WS use Ultracell seat foam for lasting comfort.
- Black polypropylene foot glide is standard.
- Dual wheel carpet casters (C1) are standard.
- Upholstery options: fabric or vinyl only. Vinyl models may feature stitch detail across the seat and/or back cushions, if applicable.

OPTIONAL FEATURES

- For leg frame finish options, please see page 378. For Chrome (CHM) finish, add \$26.
- For hard surface flooring casters, please specify (CSR). Add \$17.
- A selection of glide options is available. Glides must be chosen to best suit flooring type and site conditions. For more information, please refer to the glide section (page 357).
- Glides with felt pads (FG) are available for vinyl sheet, cork or laminate flooring, please specify. Add \$43.
- Glides with rubber pads (RG) are available for vinyl, hardwood, laminate, stone or ceramic flooring, please specify. Add \$43.
- For hard surface floors, please specify opaque non-marking glide (NM). No upcharge.
- Steel cushioned self-leveling glides (B) are available on all models (adds 0.5” to seat height), please specify. Add \$17.

DESCRIPTION	FEATURES	MODEL #	STANDARD TEXTILE GRADES											
			1	2	3	4	5	6	7	8	9	10	11	12
 <p><b>Armchair</b> COM: 1 YD   0.91 M Unit weight: 14 LB   6.4 KG Carton weight: 16.83 LB   7.63 KG Carton volume: 15.5 FT³   0.43 MT³</p>	<p>Stacks 5 high on floor. Stacks 8 high on dolly.</p> <p>Ergonomic features: M, N</p>	<p><b>2171WS</b> Wall saver</p>	307	339	366	397	448	495	542	583	634	682	747	839
			<p><b>OVERALL DIMENSIONS</b></p>			<p><b>SEAT DIMENSIONS</b></p>			<p><b>BACK DIMENSIONS</b></p>					
			W	D	H	W	D	H	W	H				
			IN 23	23	32.5	18	17.5	18.5	17.5	14				
			MM 584	584	826	457	445	470	445	356				
			<p><b>RTA 00</b> 3 per carton (pricing and specifications are for one chair)</p>											
 <p><b>Reinforced Armchair w/Casters</b> COM: 1 YD   0.91 M Unit weight: 14 LB   6.4 KG Carton weight: 20 LB   9.07 KG Carton volume: 15.5 FT³   0.43 MT³</p>	<p>Does not stack.</p> <p>Ergonomic features: M, N</p>	<p><b>2171C</b> Wall saver</p>	377	409	436	467	518	565	612	653	704	752	817	909
			<p><b>OVERALL DIMENSIONS</b></p>			<p><b>SEAT DIMENSIONS</b></p>			<p><b>BACK DIMENSIONS</b></p>					
			W	D	H	W	D	H	W	H				
			IN 23	22	32.5	18	17.5	18.5	17.5	14				
			MM 584	559	826	457	445	470	445	356				
			<p><b>RTA 00</b> 1 per carton</p>											
 <p><b>Armless Stacking Chair</b> COM: 1 YD   0.91 M Unit weight: 13 LB   5.9 KG Carton weight: 15.67 LB   7.11 KG Carton volume: 14.25 FT³   0.4 MT³</p>	<p>Stacks 5 high on floor. Stacks 8 high on dolly.</p> <p>Ergonomic features: M, N</p>	<p><b>2172WS</b> Wall saver</p>	236	268	295	326	377	424	471	512	563	611	676	768
			<p><b>OVERALL DIMENSIONS</b></p>			<p><b>SEAT DIMENSIONS</b></p>			<p><b>BACK DIMENSIONS</b></p>					
			W	D	H	W	D	H	W	H				
			IN 19	23	32.5	18	17.5	18.5	17.5	14				
			MM 483	584	826	457	445	470	445	356				
			<p><b>RTA 00</b> 3 per carton (pricing and specifications are for one chair)</p>											

DESCRIPTION	FEATURES	MODEL#	STANDARD TEXTILE GRADES														
			1	2	3	4	5	6	7	8	9	10	11	12			
 <p><b>Reinforced Armless Chair w/Casters</b>                      COM: 1 YD   0.91 M                      Unit weight: 13 LB   5.9 KG                      Carton weight: 15.83 LB   7.18 KG                      Carton volume: 15.5 FT³   0.43 MT³</p>	Does not stack.  Ergonomic features: M, N	<b>2172C</b>	309	341	368	399	450	497	544	585	636	684	749	841			
			OVERALL DIMENSIONS			SEAT DIMENSIONS			BACK DIMENSIONS								
			W	D	H	W	D	H	W	H							
			IN 19	22	32.5	18	17.5	18.5	17.5	14							
			MM 483	559	826	457	445	470	445	356							
		<b>RTA 00</b>	3 per carton (pricing and specifications are for one chair)														
 <p><b>HD Reinforced Armchair</b>                      COM: 1 YD   0.91 M                      Unit weight: 14 LB   6.4 KG                      Carton weight: 16.83 LB   7.63 KG                      Carton volume: 15.5 FT³   0.43 MT³</p>	Ultracell foam.  Stacks 5 high on floor. Stacks 8 high on dolly.  Ergonomic features: M, N	<b>2173WS</b> Wall saver	346	378	405	436	487	534	581	622	673	721	786	878			
			OVERALL DIMENSIONS			SEAT DIMENSIONS			BACK DIMENSIONS								
			W	D	H	W	D	H	W	H							
			IN 23	23	32.5	18	17.5	18.5	17.5	14							
			MM 584	584	826	457	445	470	445	356							
		<b>RTA 00</b>	3 per carton (pricing and specifications are for one chair)														
 <p><b>HD Reinforced Armless Chair</b>                      COM: 1 YD   0.91 M                      Unit weight: 13 LB   5.9 KG                      Carton weight: 15.67 LB   7.11 KG                      Carton volume: 14.25 FT³   0.4 MT³</p>	Ultracell foam.  Stacks 5 high on floor. Stacks 8 high on dolly.  Ergonomic features: M, N	<b>2174WS</b> Wall saver	276	308	335	366	417	464	511	552	603	651	716	808			
			OVERALL DIMENSIONS			SEAT DIMENSIONS			BACK DIMENSIONS								
			W	D	H	W	D	H	W	H							
			IN 19	23	32.5	18	17.5	18.5	17.5	14							
			MM 483	584	826	457	445	470	445	356							
		<b>RTA 00</b>	3 per carton (pricing and specifications are for one chair)														
 <p><b>Ganging Plate</b>                      COM: N/A                      Unit weight: 2.1 LB   0.95 KG                      Carton weight: 2.1 LB   0.95 KG                      Carton volume: 0.1 FT³   0.003 MT³</p>	For joining side chairs and armchairs, in any combination.	List price															
		<b>2176</b>	38														
			OVERALL DIMENSIONS			SEAT DIMENSIONS			BACK DIMENSIONS								
			W	D	H	W	D	H	W	H							
			IN 13.25	4.75	0.06	-	-	-	-	-							
MM 337	121	2	-	-	-	-	-										
		<b>RTA 00</b>		1 per carton													
 <p><b>Snap On Ganging Brackets - Set of 2</b>                      COM: N/A                      Unit weight: 0.09 LB   0.04 KG                      Carton weight: 0.2 LB   0.09 KG                      Carton volume: 1 FT³   0.02 MT³</p>	Pricing is for the set, specifications are for one bracket	List price															
		<b>2180</b>	15														
			OVERALL DIMENSIONS			SEAT DIMENSIONS			BACK DIMENSIONS								
			W	D	H	W	D	H	W	H							
			IN 0.87	7.75	1.5	-	-	-	-	-							
MM 22	197	38	-	-	-	-	-										
		<b>RTA 00</b>		Pricing is for the set, specifications are for one bracket													

DIPLOMAT



model 2105






model 2109

STANDARD FEATURES

- A contoured seat and back are accented by wood arms providing comfort and classic styling.
- Models 2105 and 2108 can be joined together using model 5233 ganging clamp, see page 75
- Black polypropylene foot glide is standard.
- Does not stack.
- Upholstery options: fabric, vinyl or leather. Vinyl and leather models may feature stitch detail across the seat and/or back cushions, if applicable.

OPTIONAL FEATURES

- Frames are available in textured Sandtex finishes: Black (TBL), Shadow (TSH) or Tungsten (TTU). No upcharge.
- Chrome (CHM) frame finish available, please specify. Add 10% of list price at opening published grade.
- Wood capped arms are available in Absolute (AAM), Black (BKM), Cherry (ACM), Espresso Cafe (ECM), English Oak (EOM), Fruitwood (TFM), Gray (HGM), Honey (AHM), Mahogany (TMM), Maple (AVM), Medium Walnut (MWM), Natural Walnut (NLW), Night (ASM), Noce Biondo (NBM), Noce Grigio (NGM), Noce Leggero (NEM), Noce Medio (NMM), Shaker Cherry (SKM), Walnut (TWM), WC Cream (WTM), White (WHM) and Winter Cherry (WCM). Please specify.
- A selection of glide options is available. Glides must be chosen to best suit flooring type and site conditions. For more information, please refer to the glide section (page 357).
- Glides with felt pads (FG) are available for vinyl sheet, cork or laminate flooring, please specify. Add \$43.
- Glides with rubber pads (RG) are available for vinyl, hardwood, laminate, stone or ceramic flooring, please specify. Add \$43.
- Steel cushioned self-leveling glides (B) are available on all models (adds 0.5" to seat height), please specify. Add \$17.

DESCRIPTION	FEATURES	MODEL #	STANDARD TEXTILE GRADES												
			1	2	3	4	5	6	7	8	9	10	11	12	
 <p><b>Armchair Wood Cap Arms</b> COM: 1.25 YD   1.14 M Unit weight: 20 LB   9.1 KG Carton weight: 25 LB   11.34 KG Carton volume: 11.75 FT<sup>3</sup>   0.33 MT<sup>3</sup></p>	<p>Does not stack.</p> <p>Ergonomic features: M, N</p>	<p><b>2105</b></p>	576	616	650	689	752	811	870	921	985	1045	1126	1241	
			<p><b>OVERALL DIMENSIONS</b></p>			<p><b>SEAT DIMENSIONS</b></p>			<p><b>BACK DIMENSIONS</b></p>						
			W	D	H	W	D	H	W	H					
			IN 24	22	34.5	20.5	17	18.5	20.5	16					
			MM 610	559	876	521	432	470	521	406					
			<p><b>RTA 00</b></p>		1 per carton										
 <p><b>Armless Side Chair</b> COM: 1.25 YD   1.14 M Unit weight: 17 LB   7.7 KG Carton weight: 22 LB   9.98 KG Carton volume: 11.75 FT<sup>3</sup>   0.33 MT<sup>3</sup></p>	<p>Does not stack.</p> <p>Ergonomic features: M, N</p>	<p><b>2108</b></p>	478	518	552	591	654	713	772	823	887	947	1028	1143	
			<p><b>OVERALL DIMENSIONS</b></p>			<p><b>SEAT DIMENSIONS</b></p>			<p><b>BACK DIMENSIONS</b></p>						
			W	D	H	W	D	H	W	H					
			IN 21.5	22	34.5	20.5	17	18.5	20.5	16					
			MM 546	559	876	521	432	470	521	406					
			<p><b>RTA 00</b></p>		1 per carton										
 <p><b>Armless Bar Stool</b> COM: 1.25 YD   1.14 M Unit weight: 25 LB   11.4 KG Carton weight: 30 LB   13.61 KG Carton volume: 14.75 FT<sup>3</sup>   0.41 MT<sup>3</sup></p>	<p>Does not stack.</p> <p>Ergonomic features: M, N</p>	<p><b>2109</b></p>	556	596	630	669	732	791	850	901	965	1025	1106	1221	
			<p><b>OVERALL DIMENSIONS</b></p>			<p><b>SEAT DIMENSIONS</b></p>			<p><b>BACK DIMENSIONS</b></p>						
			W	D	H	W	D	H	W	H					
			IN 21	23.5	44.5	20	17	28	20.5	17.5					
			MM 533	597	1130	508	432	711	521	445					
			<p><b>RTA 00</b></p>		1 per carton										



DUET



model 6620



model 6621G



model 6627



model 6632



model 6720



model 6727TRPB



model 6692 (2 units) on 6500S2 (beam)

STANDARD FEATURES







- Unique high density seating that is both comfortable and durable.
- Tablet arms are extremely rugged, suitable for armed forces and student use. Tablet hinges up to allow ease of egress. Tablet slides forward and back to accommodate any body size comfortably. Tablet models do not stack.
- Standard tablet (**D8**) size is 18”D x 14.5”W and is made of Black polymer. Tablets are attached at the left or right (as seated). Tablet arms are not available on stools.
- Tablet models do not stack.
- All models have a wall saver frame design; rear legs hit the baseboard first leaving clearance between the back of the chair and the wall, saving both the chair and the wall from damage.
- Armless “G” models feature a patented interlocking feature that allows chairs to be ganged together in rows.
- Model 6626 ganging clamp set is available for use on all armchairs and standard armless models. These brackets snap on the front and rear of the sled base allowing these models to connect together in rows. In Black finish only.
- Clear polycarbonate glides (**CG**) are standard and suitable for concrete, rubber and carpeted floors.
- Active weight capacity for this series is 300 lbs.
- Dual wheel carpet casters (**C1**) are standard on task chairs.
- Upholstery options: fabric, vinyl or leather. Vinyl and leather models may feature stitch detail across the seat and/or back cushions, if applicable.
- Duet beam seating consists of upper seat units (models 6690, 6691, 6692, 6693, 6697 and 6698) including mounting brackets and all hardware necessary for attachment to beam.
- For all beam components, tables and a complete list of available upper seat units, see Beam Seating series.
- For Duet stacking tables, refer to the Desking + Tables list price book for more information.
- Pedestal base models provide fixed location seating for use in auditoriums, classrooms, jury boxes, public venues and more. The base must be mounted to the floor (mounting hardware not included). See Pedestal Base Installation Guide on website for details.

OPTIONAL FEATURES

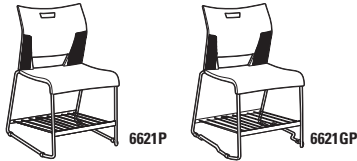
- Polypropylene seats, backs and coordinating arms are available in 14 designer colors: Buzz Blue (BZB), Cactus (CCT), Carrot (CRO), Cloud (IVC), Dijon (DJN), Eggplant (EGP), Fog (FOG), Frost (FRO), Ink (INK), Latte (LAB), Night (BLK), Sand (SND), Scarlet (SAR) and Shadow (SHW). Please specify.
- An optional 18.5”D x 18.5”W high pressure laminate writing tablet is available. The core is hardwood veneer plywood with a radiused edge and finished in clear lacquer. This writing tablet is offered in the following finishes: Black (BLK), Clear Maple (CMB), Designer White (DWT) and Noce Grigio (NGL). Please specify. Add \$68.
- A selection of glide options is available. Glides must be chosen to best suit flooring type and site conditions. For more information, please refer to the glide section (page 357).
- Chrome frame is optionally available without glides (**XG**) and is suitable for rubberized and carpeted floors, please specify. No upcharge.
- Glides with stainless steel pads (**SG**) are available for carpet or rubber flooring, please specify. Add \$19.
- Glides with felt pads (**FG**) are available for vinyl sheet, cork or laminate flooring, please specify. Add \$19.
- Glides with rubber pads (**RG**) are available for vinyl, hardwood, laminate, stone or ceramic flooring, please specify. Add \$19.
- For hard surface flooring casters, please specify (**C9R**). Add \$21.
- Pedestal base models have Black bases with 2” height adjustable cylinders, please specify: (**SH**) Swivel, auto return to max height. No upcharge. (**SN**) Non-swivel, auto return to max height. Add \$16. (**SC**) Swivel, auto return to center and return to max height. Add \$26.

	Duet Chairs Stacking Capability		Duet Stools Stacking Capability	
	Stacking on floor	Stacking on dolly #6624	Stacking on floor	Stacking on dolly
<b>Armless</b>				
Polypropylene seat & back	up to 12 high	up to 40* high	up to 12 high	N/A
Polypropylene back & upholstered seat	up to 5 high	up to 12 high	up to 5 high	N/A
Upholstered seat & back	up to 5 high	up to 12 high	up to 3 high	N/A
<b>With Arms</b>				
Polypropylene seat & back	up to 5 high	up to 24 high	up to 5 high	N/A
Polypropylene back & upholstered seat	up to 5 high	up to 12 high	up to 5 high	N/A
Upholstered seat & back	up to 5 high	up to 12 high	up to 3 high	N/A

\* through 80” doorway, stacks 36 high.

DESCRIPTION	FEATURES	MODEL#	STANDARD TEXTILE GRADES						
 <p><b>Armchair</b> COM: N/A Unit weight: 19 LB   8.6 KG Carton weight: 21.75 LB   9.87 KG Carton volume: 24 FT<sup>3</sup>   0.67 MT<sup>3</sup></p>	<p>Polypropylene seat &amp; back.  Stacks 5 high on floor. Stacks 24 high on dolly.</p>	List price							
		6620	311						
		OVERALL DIMENSIONS			SEAT DIMENSIONS			BACK DIMENSIONS	
		W	D	H	W	D	H	W	H
	IN 25.5 MM 648	22.75 578	33.25 845	18 457	17.5 445	16.5 419	18 457	16 406	
	<div style="display: flex; align-items: center;"> <div style="background-color: black; color: white; padding: 2px 5px; margin-right: 5px;">RTA 00</div> <span>4 per carton (pricing and specifications are for one chair)</span> </div>								
 <p><b>Armchair w/Backpack Rack</b> COM: N/A Unit weight: 20 LB   9.1 KG Carton weight: 25 LB   11.34 KG Carton volume: 13.25 FT<sup>3</sup>   0.37 MT<sup>3</sup></p>	<p>Polypropylene seat &amp; back. Does not stack.</p>	List price							
		6620P	471						
		OVERALL DIMENSIONS			SEAT DIMENSIONS			BACK DIMENSIONS	
		W	D	H	W	D	H	W	H
	IN 25.5 MM 648	22.75 578	33.25 845	18 457	17.5 445	16.5 419	18 457	16 406	
	<div style="display: flex; align-items: center;"> <div style="background-color: black; color: white; padding: 2px 5px; margin-right: 5px;">RTA 00</div> <span>1 per carton</span> </div>								
 <p><b>Armchair w/Tablet</b> COM: N/A Unit weight: 27 LB   12.3 KG Carton weight: 34 LB   15.42 KG Carton volume: 23 FT<sup>3</sup>   0.65 MT<sup>3</sup></p>	<p>Polypropylene seat &amp; back. Does not stack.</p> <p><b>Specify (L) left or (R) right tablet.</b></p>	List price							
		6620TR 6620TL	586						
		OVERALL DIMENSIONS			SEAT DIMENSIONS			BACK DIMENSIONS	
		W	D	H	W	D	H	W	H
	IN 26.25 MM 667	27.75 705	33.25 845	18 457	17.5 445	16.5 419	18 457	16 406	
	<div style="display: flex; align-items: center;"> <div style="background-color: black; color: white; padding: 2px 5px; margin-right: 5px;">RTA 2</div> <span>2 per carton (pricing and specifications are for one chair)</span> </div>								
 <p><b>Armchair w/Tablet and Backpack Rack</b> COM: N/A Unit weight: 29 LB   13.2 KG Carton weight: 34 LB   15.42 KG Carton volume: 16.25 FT<sup>3</sup>   0.46 MT<sup>3</sup></p>	<p>Polypropylene seat &amp; back. Does not stack.</p> <p><b>Specify (L) left or (R) right tablet.</b></p>	List price							
		6620TRP 6620TLP	749						
		OVERALL DIMENSIONS			SEAT DIMENSIONS			BACK DIMENSIONS	
		W	D	H	W	D	H	W	H
	IN 26.25 MM 667	27.75 705	33.25 845	18 457	17.5 445	16.5 419	18 457	16 406	
	<div style="display: flex; align-items: center;"> <div style="background-color: black; color: white; padding: 2px 5px; margin-right: 5px;">RTA 00</div> <span>1 per carton</span> </div>								
  <p><b>Armless Chair</b> COM: N/A Unit weight: 18 LB   8.2 KG Carton weight: 20.5 LB   9.3 KG Carton volume: 14.25 FT<sup>3</sup>   0.4 MT<sup>3</sup></p>	<p>Polypropylene seat &amp; back.  Stacks 12 high on floor. Stacks 40 high on dolly.</p>	List price							
		6621 6621G	240 258						
		OVERALL DIMENSIONS			SEAT DIMENSIONS			BACK DIMENSIONS	
		W	D	H	W	D	H	W	H
	IN 20.75 MM 527	22.75 578	33.25 845	18 457	17.5 445	16.5 419	18 457	16 406	
	<div style="display: flex; align-items: center;"> <div style="background-color: black; color: white; padding: 2px 5px; margin-right: 5px;">RTA 00</div> <span>4 per carton (pricing and specifications are for one chair)</span> </div>								

DESCRIPTION FEATURES MODEL# STANDARD TEXTILE GRADES



**Armless Chair w/Backpack Rack**  
 COM: N/A  
 Unit weight: 20 LB | 9.1 KG  
 Carton weight: 28 LB | 12.7 KG  
 Carton volume: 13.75 FT<sup>3</sup> | 0.38 MT<sup>3</sup>

Polypropylene seat & back.  
 Does not stack.

List price									
<b>6621P</b>		403							
<b>6621GP</b> Ganging		422							
OVERALL DIMENSIONS			SEAT DIMENSIONS			BACK DIMENSIONS			
W	D	H	W	D	H	W	H		
IN 20.75	22.75	33.25	18	17.5	16.5	18	16		
MM 527	578	845	457	445	419	457	406		
<b>RTA 00</b>		1 per carton							



**Armless Chair w/Tablet**  
 COM: N/A  
 Unit weight: 26 LB | 11.8 KG  
 Carton weight: 33 LB | 14.9 KG  
 Carton volume: 23 FT<sup>3</sup> | 0.65 MT<sup>3</sup>

Polypropylene seat & back.  
 Does not stack.

**Specify (L) left or (R) right tablet.**

List price									
<b>6621TR</b>		518							
<b>6621TL</b>									
OVERALL DIMENSIONS			SEAT DIMENSIONS			BACK DIMENSIONS			
W	D	H	W	D	H	W	H		
IN 24.5	27.75	33.25	18	17.5	16.5	18	16		
MM 622	705	845	457	445	419	457	406		
<b>RTA 2</b>		2 per carton (pricing and specifications are for one chair)							



**Armless Chair w/Tablet and Backpack Rack**  
 COM: N/A  
 Unit weight: 27 LB | 12.3 KG  
 Carton weight: 32 LB | 14.5 KG  
 Carton volume: 16.25 FT<sup>3</sup> | 0.46 MT<sup>3</sup>

Polypropylene seat & back.  
 Does not stack.

**Specify (L) left or (R) right tablet.**

List price									
<b>6621TRP</b>		680							
<b>6621TLP</b>									
OVERALL DIMENSIONS			SEAT DIMENSIONS			BACK DIMENSIONS			
W	D	H	W	D	H	W	H		
IN 24.5	27.75	33.25	18	17.5	16.5	18	16		
MM 622	705	845	457	445	419	457	406		
<b>RTA 00</b>		1 per carton							



**Armchair**  
 COM: 0.75 YD | 0.69 M  
 Unit weight: 22 LB | 10 KG  
 Carton weight: 25.25 LB | 11.45 KG  
 Carton volume: 26.75 FT<sup>3</sup> | 0.75 MT<sup>3</sup>

Upholstered seat/polypropylene back.  
 Stacks 5 high on floor.  
 Stacks 12 high on dolly.








List price													
<b>6622</b>		1	2	3	4	5	6	7	8	9	10	11	12
		403	427	447	471	509	544	579	610	648	684	733	802
OVERALL DIMENSIONS			SEAT DIMENSIONS			BACK DIMENSIONS							
W	D	H	W	D	H	W	H						
IN 25.5	23	33.25	18	17.5	17	18	15.5						
MM 648	584	845	457	445	432	457	394						
<b>RTA 00</b>		4 per carton (pricing and specifications are for one chair)											


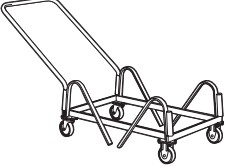













**Armchair w/Backpack Rack**  
 COM: 0.75 YD | 0.69 M  
 Unit weight: 24 LB | 10.9 KG  
 Carton weight: 29 LB | 13.15 KG  
 Carton volume: 13.25 FT<sup>3</sup> | 0.37 MT<sup>3</sup>






Upholstered seat/polypropylene back.  
 Does not stack.






List price													
<b>6622P</b>		1	2	3	4	5	6	7	8	9	10	11	12
		566	590	610	634	672	707	742	773	811	847	896	965
OVERALL DIMENSIONS			SEAT DIMENSIONS			BACK DIMENSIONS							
W	D	H	W	D	H	W	H						
IN 25.5	23	33.25	18	17.5	17	18	15.5						
MM 648	584	845	457	445	432	457	394						
<b>RTA 00</b>		1 per carton											

DESCRIPTION	FEATURES	MODEL#	STANDARD TEXTILE GRADES											
			1	2	3	4	5	6	7	8	9	10	11	12
 <p><b>Armchair w/Tablet</b> COM: 0.75 YD   0.69 M Unit weight: 27 LB   12.3 KG Carton weight: 19 LB   8.62 KG Carton volume: 23 FT³   0.65 MT³</p>	Upholstered seat/polypropylene back. Does not stack.  Specify (L) left or (R) right tablet.	<b>6622TR</b> <b>6622TL</b>	680	704	724	748	786	821	856	887	925	961	1010	1079
			<b>OVERALL DIMENSIONS</b> W D H			<b>SEAT DIMENSIONS</b> W D H			<b>BACK DIMENSIONS</b> W H					
			IN 26.25	27.75	33.25	18	17.5	17	18	15.5				
			MM 667	705	845	457	445	432	457	394				
		<b>RTA 2</b>	2 per carton (pricing and specifications are for one chair)											
 <p><b>Armchair w/Tablet and Backpack Rack</b> COM: 0.75 YD   0.69 M Unit weight: 32 LB   14.5 KG Carton weight: 37 LB   16.78 KG Carton volume: 16.25 FT³   0.46 MT³</p>	Upholstered seat/polypropylene back. Does not stack.  Specify (L) left or (R) right tablet.	<b>6622TRP</b> <b>6622TLP</b>	842	866	886	910	948	983	1018	1049	1087	1123	1172	1241
			<b>OVERALL DIMENSIONS</b> W D H			<b>SEAT DIMENSIONS</b> W D H			<b>BACK DIMENSIONS</b> W H					
			IN 26.25	27.75	33.25	18	17.5	17	18	15.5				
			MM 667	705	845	457	445	432	457	394				
		<b>RTA 00</b>	1 per carton											
  <p><b>Armless Chair</b> COM: 0.75 YD   0.69 M Unit weight: 21 LB   9.5 KG Carton weight: 24.25 LB   11 KG Carton volume: 19.25 FT³   0.54 MT³</p>	Upholstered seat/polypropylene back.  Stacks 5 high on floor. Stacks 12 high on dolly.	<b>6623</b>  <b>6623G</b> Ganging	336	360	380	404	442	477	512	543	581	617	666	735
			<b>OVERALL DIMENSIONS</b> W D H			<b>SEAT DIMENSIONS</b> W D H			<b>BACK DIMENSIONS</b> W H					
			IN 20.5	23	33.25	18	17.5	17	18	15.5				
			MM 521	584	845	457	445	432	457	394				
		<b>RTA 00</b>	4 per carton (pricing and specifications are for one chair)											
  <p><b>Armless Chair w/Backpack Rack</b> COM: 0.75 YD   0.69 M Unit weight: 23 LB   10.5 KG Carton weight: 31 LB   14.06 KG Carton volume: 13.75 FT³   0.38 MT³</p>	Upholstered seat/polypropylene back. Does not stack.	<b>6623P</b>  <b>6623GP</b> Ganging	497	521	541	565	603	638	673	704	742	778	827	896
			<b>OVERALL DIMENSIONS</b> W D H			<b>SEAT DIMENSIONS</b> W D H			<b>BACK DIMENSIONS</b> W H					
			IN 20.5	23	33.25	18	17.5	17	18	15.5				
			MM 521	584	845	457	445	432	457	394				
		<b>RTA 00</b>	1 per carton											
 <p><b>Armless Chair w/Tablet</b> COM: 0.75 YD   0.69 M Unit weight: 29 LB   13.2 KG Carton weight: 36 LB   16.33 KG Carton volume: 23 FT³   0.65 MT³</p>	Upholstered seat/polypropylene back. Does not stack.  Specify (L) left or (R) right tablet.	<b>6623TR</b> <b>6623TL</b>	610	634	654	678	716	751	786	817	855	891	940	1009
			<b>OVERALL DIMENSIONS</b> W D H			<b>SEAT DIMENSIONS</b> W D H			<b>BACK DIMENSIONS</b> W H					
			IN 24.5	27.75	33.25	18	17.5	17	18	15.5				
			MM 622	705	845	457	445	432	457	394				
		<b>RTA 2</b>	2 per carton (pricing and specifications are for one chair)											








DESCRIPTION	FEATURES	MODEL#	STANDARD TEXTILE GRADES												
			1	2	3	4	5	6	7	8	9	10	11	12	
 <p><b>Armless Chair w/Tablet and Backpack Rack</b>                      COM: 0.75 YD   0.69 M                      Unit weight: 30 LB   13.6 KG                      Carton weight: 35 LB   15.88 KG                      Carton volume: 16.25 FT³   0.46 MT³</p>	Upholstered seat/polypropylene back. Does not stack.  Specify (L) left or (R) right tablet.	6623TRP 6623TLP	774	798	818	842	880	915	950	981	1019	1055	1104	1173	
		<b>OVERALL DIMENSIONS</b>			<b>SEAT DIMENSIONS</b>			<b>BACK DIMENSIONS</b>							
		<b>W</b>	<b>D</b>	<b>H</b>	<b>W</b>	<b>D</b>	<b>H</b>	<b>W</b>	<b>H</b>						
		IN 24.5	27.75	33.25	18	17.5	17	18	15.5						
		MM 622	705	845	457	445	432	457	394						
			<b>RTA 00</b>	1 per carton											
List price															
		6624	810												
 <p><b>Dolly</b>                      COM: N/A                      Unit weight: 33 LB   15 KG                      Carton weight: 40 LB   18.14 KG                      Carton volume: 9.5 FT³   0.26 MT³</p>		6624	810												
		<b>OVERALL DIMENSIONS</b>			<b>SEAT DIMENSIONS</b>			<b>BACK DIMENSIONS</b>							
		<b>W</b>	<b>D</b>	<b>H</b>	<b>W</b>	<b>D</b>	<b>H</b>	<b>W</b>	<b>H</b>						
		IN 22.5	51	38.25	-	-	-	-	-						
		MM 572	1295	972	-	-	-	-	-						
			<b>RTA 1</b>	1 per carton											
List price															
		6626	20												
 <p><b>Ganging Clamps - Set of 2</b>                      COM: N/A                      Unit weight: 0.25 LB   0.1 KG                      Carton weight: 0.3 LB   0.14 KG                      Carton volume: 0.04 FT³   0.001 MT³</p>	For amchairs and models without built in ganging device (G).	6626	20												
		<b>OVERALL DIMENSIONS</b>			<b>SEAT DIMENSIONS</b>			<b>BACK DIMENSIONS</b>							
		<b>W</b>	<b>D</b>	<b>H</b>	<b>W</b>	<b>D</b>	<b>H</b>	<b>W</b>	<b>H</b>						
		IN 1	6.5	0.75	-	-	-	-	-						
		MM 25	165	19	-	-	-	-	-						
			<b>RTA 00</b>		Pricing is for the set, specifications are for one bracket										
 <p><b>Armchair</b>                      COM: 0.75 YD   0.69 M                      Unit weight: 24 LB   10.9 KG                      Carton weight: 27.25 LB   12.36 KG                      Carton volume: 26.75 FT³   0.75 MT³</p>	Upholstered seat & back.  Stacks 5 high on floor. Stacks 12 high on dolly.	6627	454	478	498	522	560	595	630	661	699	735	784	853	
		<b>OVERALL DIMENSIONS</b>			<b>SEAT DIMENSIONS</b>			<b>BACK DIMENSIONS</b>							
		<b>W</b>	<b>D</b>	<b>H</b>	<b>W</b>	<b>D</b>	<b>H</b>	<b>W</b>	<b>H</b>						
		IN 25.5	23	33.25	18	17	17	18	15.5						
		MM 648	584	845	457	432	432	457	394						
			<b>RTA 00</b>	4 per carton (pricing and specifications are for one chair)											
 <p><b>Armchair w/Backpack Rack</b>                      COM: 0.75 YD   0.69 M                      Unit weight: 26 LB   11.8 KG                      Carton weight: 31 LB   14.06 KG                      Carton volume: 13.25 FT³   0.37 MT³</p>	Upholstered seat & back. Does not stack.	6627P	612	636	656	680	718	753	788	819	857	893	942	1011	
		<b>OVERALL DIMENSIONS</b>			<b>SEAT DIMENSIONS</b>			<b>BACK DIMENSIONS</b>							
		<b>W</b>	<b>D</b>	<b>H</b>	<b>W</b>	<b>D</b>	<b>H</b>	<b>W</b>	<b>H</b>						
		IN 25.5	23	33.25	18	17	17	18	15.5						
		MM 648	584	845	457	432	432	457	394						
			<b>RTA 00</b>	1 per carton											





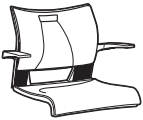








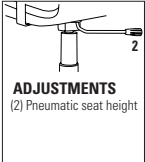


DESCRIPTION	FEATURES	MODEL#	STANDARD TEXTILE GRADES												
			1	2	3	4	5	6	7	8	9	10	11	12	
 <p><b>Armchair w/Tablet</b> COM: 0.75 YD   0.69 M Unit weight: 32 LB   14.5 KG Carton weight: 38 LB   17.24 KG Carton volume: 16 FT³   0.45 MT³</p>	Upholstered seat & back. Does not stack.  <b>Specify (L) left or (R) right tablet.</b>	<b>6627TR</b> <b>6627TL</b>	728	752	772	796	834	869	904	935	973	1009	1058	1127	
			<b>OVERALL DIMENSIONS</b>			<b>SEAT DIMENSIONS</b>			<b>BACK DIMENSIONS</b>						
			<b>W</b>	<b>D</b>	<b>H</b>	<b>W</b>	<b>D</b>	<b>H</b>	<b>W</b>	<b>H</b>					
			IN 26.25 MM 667	27.75 705	33.25 845	18 457	17 432	17 432	18 457	15.5 394					
			<b>RTA 2</b> 2 per carton (pricing and specifications are for one chair)												
 <p><b>Armchair w/Tablet and Backpack Rack</b> COM: 0.75 YD   0.69 M Unit weight: 34 LB   15.5 KG Carton weight: 39 LB   17.69 KG Carton volume: 16.25 FT³   0.46 MT³</p>	Upholstered seat & back. Does not stack.  <b>Specify (L) left or (R) right tablet.</b>	<b>6627TRP</b> <b>6627TLP</b>	890	914	934	958	996	1031	1066	1097	1135	1171	1220	1289	
			<b>OVERALL DIMENSIONS</b>			<b>SEAT DIMENSIONS</b>			<b>BACK DIMENSIONS</b>						
			<b>W</b>	<b>D</b>	<b>H</b>	<b>W</b>	<b>D</b>	<b>H</b>	<b>W</b>	<b>H</b>					
			IN 26.25 MM 667	27.75 705	33.25 845	18 457	17 432	17 432	18 457	15.5 394					
			<b>RTA 00</b> 1 per carton												
  <p><b>Armless Chair</b> COM: 0.75 YD   0.69 M Unit weight: 23 LB   10.5 KG Carton weight: 26.25 LB   11.91 KG Carton volume: 19.25 FT³   0.54 MT³</p>	Upholstered seat & back.  Stacks 5 high on floor. Stacks 12 high on dolly.	<b>6628</b>  <b>6628G</b> Ganging	383	407	427	451	489	524	559	590	628	664	713	782	
			<b>OVERALL DIMENSIONS</b>			<b>SEAT DIMENSIONS</b>			<b>BACK DIMENSIONS</b>						
			<b>W</b>	<b>D</b>	<b>H</b>	<b>W</b>	<b>D</b>	<b>H</b>	<b>W</b>	<b>H</b>					
			IN 20.5 MM 521	23 584	33.25 845	18 457	17 432	17 432	18 457	15.5 394					
			<b>RTA 00</b> 4 per carton (pricing and specifications are for one chair)												
  <p><b>Armless Chair w/Backpack Rack</b> COM: 0.75 YD   0.69 M Unit weight: 25 LB   11.4 KG Carton weight: 30 LB   13.61 KG Carton volume: 11.25 FT³   0.31 MT³</p>	Upholstered seat & back. Does not stack.	<b>6628P</b>  <b>6628GP</b> Ganging	546	570	590	614	652	687	722	753	791	827	876	945	
			<b>OVERALL DIMENSIONS</b>			<b>SEAT DIMENSIONS</b>			<b>BACK DIMENSIONS</b>						
			<b>W</b>	<b>D</b>	<b>H</b>	<b>W</b>	<b>D</b>	<b>H</b>	<b>W</b>	<b>H</b>					
			IN 20.5 MM 521	23 584	33.25 845	18 457	17 432	17 432	18 457	15.5 394					
			<b>RTA 00</b> 1 per carton												
 <p><b>Armless Chair w/Tablet</b> COM: 0.75 YD   0.69 M Unit weight: 31 LB   14.1 KG Carton weight: 38 LB   17.24 KG Carton volume: 23 FT³   0.65 MT³</p>	Upholstered seat & back. Does not stack.  <b>Specify (L) left or (R) right tablet.</b>	<b>6628TR</b> <b>6628TL</b>	660	684	704	728	766	801	836	867	905	941	990	1059	
			<b>OVERALL DIMENSIONS</b>			<b>SEAT DIMENSIONS</b>			<b>BACK DIMENSIONS</b>						
			<b>W</b>	<b>D</b>	<b>H</b>	<b>W</b>	<b>D</b>	<b>H</b>	<b>W</b>	<b>H</b>					
			IN 24.5 MM 622	27.75 705	33.25 845	18 457	17 432	17 432	18 457	15.5 394					
			<b>RTA 2</b> 2 per carton (pricing and specifications are for one chair)												

DESCRIPTION	FEATURES	MODEL#	STANDARD TEXTILE GRADES											
			1	2	3	4	5	6	7	8	9	10	11	12
 <p><b>Armless Chair w/Tablet and Backpack Rack</b>                      COM: 0.75 YD   0.69 M                      Unit weight: 33 LB   15 KG                      Carton weight: 38 LB   17.24 KG                      Carton volume: 16.25 FT³   0.46 MT³</p>	Upholstered seat & back. Does not stack.  <b>Specify (L) left or (R) right tablet.</b>	<b>6628TRP</b> <b>6628TLP</b>	822	846	866	890	928	963	998	1029	1067	1103	1152	1221
			<b>OVERALL DIMENSIONS</b>			<b>SEAT DIMENSIONS</b>			<b>BACK DIMENSIONS</b>					
			<b>W</b>	<b>D</b>	<b>H</b>	<b>W</b>	<b>D</b>	<b>H</b>	<b>W</b>	<b>H</b>				
			IN 24.5 MM 622	27.75 705	33.25 845	18 457	17 432	17 432	18 457	15.5 394				
			<b>RTA 00</b> 1 per carton											
 <p><b>Bar Stool w/Arms</b>                      COM: N/A                      Unit weight: 27 LB   12.3 KG                      Carton weight: 30 LB   13.61 KG                      Carton volume: 21.5 FT³   0.6 MT³</p>	Polypropylene seat & back. Stacks 5 high on floor.	<b>6630</b>	List price											
			504											
			<b>OVERALL DIMENSIONS</b>			<b>SEAT DIMENSIONS</b>			<b>BACK DIMENSIONS</b>					
			<b>W</b>	<b>D</b>	<b>H</b>	<b>W</b>	<b>D</b>	<b>H</b>	<b>W</b>	<b>H</b>				
IN 25.5 MM 648	23.5 597	45 1143	18 457	17.5 445	29.5 749	18 457	16 406							
			<b>RTA 00</b> 2 per carton (pricing and specifications are for one chair)											
 <p><b>Armless Bar Stool</b>                      COM: N/A                      Unit weight: 26 LB   11.8 KG                      Carton weight: 30.5 LB   13.83 KG                      Carton volume: 18.25 FT³   0.51 MT³</p>	Polypropylene seat & back. Stacks 12 high on floor.	<b>6631</b>	List price											
			436											
			<b>OVERALL DIMENSIONS</b>			<b>SEAT DIMENSIONS</b>			<b>BACK DIMENSIONS</b>					
			<b>W</b>	<b>D</b>	<b>H</b>	<b>W</b>	<b>D</b>	<b>H</b>	<b>W</b>	<b>H</b>				
IN 20.75 MM 527	23.5 597	45 1143	18 457	17.5 445	29.5 749	18 457	16 406							
			<b>RTA 00</b> 2 per carton (pricing and specifications are for one chair)											
 <p><b>Bar Stool w/Arms</b>                      COM: 0.75 YD   0.69 M                      Unit weight: 28 LB   12.7 KG                      Carton weight: 31 LB   14.06 KG                      Carton volume: 21.5 FT³   0.6 MT³</p>	Upholstered seat/polypropylene back. Stacks 5 high on floor.	<b>6632</b>	1	2	3	4	5	6	7	8	9	10	11	12
			599	623	643	667	705	740	775	806	844	880	929	998
			<b>OVERALL DIMENSIONS</b>			<b>SEAT DIMENSIONS</b>			<b>BACK DIMENSIONS</b>					
			<b>W</b>	<b>D</b>	<b>H</b>	<b>W</b>	<b>D</b>	<b>H</b>	<b>W</b>	<b>H</b>				
IN 25.5 MM 648	23.5 597	45 1143	18 457	17.5 445	30 762	18 457	15.5 394							
			<b>RTA 00</b> 2 per carton (pricing and specifications are for one chair)											
 <p><b>Armless Bar Stool</b>                      COM: 0.75 YD   0.69 M                      Unit weight: 27 LB   12.3 KG                      Carton weight: 31.5 LB   14.29 KG                      Carton volume: 18.25 FT³   0.51 MT³</p>	Upholstered seat/polypropylene back. Stacks 5 high on floor.	<b>6633</b>	1	2	3	4	5	6	7	8	9	10	11	12
			528	552	572	596	634	669	704	735	773	809	858	927
			<b>OVERALL DIMENSIONS</b>			<b>SEAT DIMENSIONS</b>			<b>BACK DIMENSIONS</b>					
			<b>W</b>	<b>D</b>	<b>H</b>	<b>W</b>	<b>D</b>	<b>H</b>	<b>W</b>	<b>H</b>				
IN 20.75 MM 527	23.5 597	45 1143	18 457	17.5 445	30 762	18 457	15.5 394							
			<b>RTA 00</b> 2 per carton (pricing and specifications are for one chair)											

DESCRIPTION	FEATURES	MODEL#	STANDARD TEXTILE GRADES											
			1	2	3	4	5	6	7	8	9	10	11	12
 <p><b>Bar Stool w/Arms</b> COM: 0.75 YD   0.69 M Unit weight: 28.5 LB   13 KG Carton weight: 31.5 LB   14.29 KG Carton volume: 21.5 FT³   0.6 MT³</p>	Upholstered seat & back. Stacks 3 high on floor.	6637	648	672	692	716	754	789	824	855	893	929	978	1047
			<b>OVERALL DIMENSIONS</b>			<b>SEAT DIMENSIONS</b>			<b>BACK DIMENSIONS</b>					
			<b>W</b>	<b>D</b>	<b>H</b>	<b>W</b>	<b>D</b>	<b>H</b>	<b>W</b>	<b>H</b>				
			IN 25.5	23.5	45	18	17	30	18	15.5				
			MM 648	597	1143	457	432	762	457	394				
		<b>RTA 00</b>	2 per carton (pricing and specifications are for one chair)											
 <p><b>Armless Bar Stool</b> COM: 0.75 YD   0.69 M Unit weight: 27.5 LB   12.5 KG Carton weight: 32 LB   14.51 KG Carton volume: 18.25 FT³   0.51 MT³</p>	Upholstered seat & back. Stacks 3 high on floor.	6638	579	603	623	647	685	720	755	786	824	860	909	978
			<b>OVERALL DIMENSIONS</b>			<b>SEAT DIMENSIONS</b>			<b>BACK DIMENSIONS</b>					
			<b>W</b>	<b>D</b>	<b>H</b>	<b>W</b>	<b>D</b>	<b>H</b>	<b>W</b>	<b>H</b>				
			IN 20.75	23.5	45	18	17	30	18	15.5				
			MM 527	597	1143	457	432	762	457	394				
		<b>RTA 00</b>	2 per carton (pricing and specifications are for one chair)											
 <p><b>Counter Stool w/Arms</b> COM: N/A Unit weight: 22 LB   10 KG Carton weight: 25 LB   11.34 KG Carton volume: 21.5 FT³   0.6 MT³</p>	Polypropylene seat & back. Stacks 5 high on floor.	6660	List price											
			471											
			<b>OVERALL DIMENSIONS</b>			<b>SEAT DIMENSIONS</b>			<b>BACK DIMENSIONS</b>					
			<b>W</b>	<b>D</b>	<b>H</b>	<b>W</b>	<b>D</b>	<b>H</b>	<b>W</b>	<b>H</b>				
			IN 25.5	23.5	39.5	18	17.5	24	18	16				
MM 648	597	1003	457	445	610	457	406							
		<b>RTA 00</b>	2 per carton (pricing and specifications are for one chair)											
 <p><b>Armless Counter Stool</b> COM: N/A Unit weight: 21 LB   9.5 KG Carton weight: 25.5 LB   11.57 KG Carton volume: 18.25 FT³   0.51 MT³</p>	Polypropylene seat & back. Stacks 12 high on floor.	6661	List price											
			403											
			<b>OVERALL DIMENSIONS</b>			<b>SEAT DIMENSIONS</b>			<b>BACK DIMENSIONS</b>					
			<b>W</b>	<b>D</b>	<b>H</b>	<b>W</b>	<b>D</b>	<b>H</b>	<b>W</b>	<b>H</b>				
			IN 20.75	23.5	39.5	18	17.5	24	18	16				
MM 527	597	1003	457	445	610	457	406							
		<b>RTA 00</b>	2 per carton (pricing and specifications are for one chair)											
 <p><b>Counter Stool w/Arms</b> COM: 0.75 YD   0.69 M Unit weight: 23 LB   10.5 KG Carton weight: 26 LB   11.79 KG Carton volume: 21.5 FT³   0.6 MT³</p>	Upholstered seat/polypropylene back. Stacks 5 high on floor.	6662	566	590	610	634	672	707	742	773	811	847	896	965
			<b>OVERALL DIMENSIONS</b>			<b>SEAT DIMENSIONS</b>			<b>BACK DIMENSIONS</b>					
			<b>W</b>	<b>D</b>	<b>H</b>	<b>W</b>	<b>D</b>	<b>H</b>	<b>W</b>	<b>H</b>				
			IN 25.5	23.5	39.5	18	17.5	24.5	18	15.5				
			MM 648	597	1003	457	445	622	457	394				
		<b>RTA 00</b>	2 per carton (pricing and specifications are for one chair)											



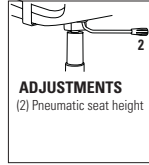
DESCRIPTION	FEATURES	MODEL#	STANDARD TEXTILE GRADES											
			1	2	3	4	5	6	7	8	9	10	11	12
 <p><b>Armless Counter Stool</b> COM: 0.75 YD   0.69 M Unit weight: 22 LB   10 KG Carton weight: 26.5 LB   12.02 KG Carton volume: 18.25 FT³   0.51 MT³</p>	Upholstered seat/polypropylene back. Stacks 5 high on floor.	6663	497	521	541	565	603	638	673	704	742	778	827	896
			<b>OVERALL DIMENSIONS</b>			<b>SEAT DIMENSIONS</b>			<b>BACK DIMENSIONS</b>					
			<b>W</b>	<b>D</b>	<b>H</b>	<b>W</b>	<b>D</b>	<b>H</b>	<b>W</b>	<b>H</b>				
			IN 20.75	23.5	39.5	18	17.5	24.5	18	15.5				
			MM 527	597	1003	457	445	622	457	394				
		<b>RTA 00</b>	2 per carton (pricing and specifications are for one chair)											
 <p><b>Counter Stool w/Arms</b> COM: 0.75 YD   0.69 M Unit weight: 23.5 LB   10.7 KG Carton weight: 26.5 LB   12.02 KG Carton volume: 21.5 FT³   0.6 MT³</p>	Upholstered seat & back. Stacks 3 high on floor.	6667	612	636	656	680	718	753	788	819	857	893	942	1011
			<b>OVERALL DIMENSIONS</b>			<b>SEAT DIMENSIONS</b>			<b>BACK DIMENSIONS</b>					
			<b>W</b>	<b>D</b>	<b>H</b>	<b>W</b>	<b>D</b>	<b>H</b>	<b>W</b>	<b>H</b>				
			IN 25.5	23.5	39.5	18	17	24.5	18	15.5				
			MM 648	597	1003	457	432	622	457	394				
		<b>RTA 00</b>	2 per carton (pricing and specifications are for one chair)											
 <p><b>Armless Counter Stool</b> COM: 0.75 YD   0.69 M Unit weight: 22.5 LB   10.2 KG Carton weight: 25.5 LB   11.57 KG Carton volume: 17.5 FT³   0.49 MT³</p>	Upholstered seat & back. Stacks 3 high on floor.	6668	546	570	590	614	652	687	722	753	791	827	876	945
			<b>OVERALL DIMENSIONS</b>			<b>SEAT DIMENSIONS</b>			<b>BACK DIMENSIONS</b>					
			<b>W</b>	<b>D</b>	<b>H</b>	<b>W</b>	<b>D</b>	<b>H</b>	<b>W</b>	<b>H</b>				
			IN 20.75	23.5	39.5	18	17	24.5	18	15.5				
			MM 527	597	1003	457	432	622	457	394				
		<b>RTA 00</b>	2 per carton (pricing and specifications are for one chair)											
 <p><b>Seat Unit w/Arms</b> COM: N/A Unit weight: 17 LB   7.7 KG Carton weight: 19 LB   8.62 KG Carton volume: 9.75 FT³   0.27 MT³</p>	Polypropylene seat & back.  Use with beam. See Beam Seating.	6690	List price											
			407											
			<b>OVERALL DIMENSIONS</b>			<b>SEAT DIMENSIONS</b>			<b>BACK DIMENSIONS</b>					
			<b>W</b>	<b>D</b>	<b>H</b>	<b>W</b>	<b>D</b>	<b>H</b>	<b>W</b>	<b>H</b>				
			IN 25.5	21	18	18	17.5	-	18	16				
MM 648	533	457	457	445	-	457	406							
		<b>RTA 00</b>		2 per carton (pricing and specifications are for one seat unit)										
 <p><b>Armless Seat Unit</b> COM: N/A Unit weight: 16 LB   7.3 KG Carton weight: 18 LB   8.16 KG Carton volume: 6.5 FT³   0.18 MT³</p>	Polypropylene seat & back.  Use with beam. See Beam Seating.	6691	List price											
			338											
			<b>OVERALL DIMENSIONS</b>			<b>SEAT DIMENSIONS</b>			<b>BACK DIMENSIONS</b>					
			<b>W</b>	<b>D</b>	<b>H</b>	<b>W</b>	<b>D</b>	<b>H</b>	<b>W</b>	<b>H</b>				
			IN 18	21	18	18	17.5	-	18	16				
MM 457	533	457	457	445	-	457	406							
		<b>RTA 00</b>		2 per carton (pricing and specifications are for one seat unit)										

DESCRIPTION	FEATURES	MODEL#	STANDARD TEXTILE GRADES														
			1	2	3	4	5	6	7	8	9	10	11	12			
  <b>Seat Unit w/Arms</b> COM: 0.75 YD   0.69 M Unit weight: 17 LB   7.7 KG Carton weight: 19 LB   8.62 KG Carton volume: 9.75 FT³   0.27 MT³	Upholstered seat/polypropylene back.  Use with beam. See Beam Seating.	<b>6692</b>	499	523	543	567	605	640	675	706	744	780	829	898			
			OVERALL DIMENSIONS			SEAT DIMENSIONS			BACK DIMENSIONS								
			W	D	H	W	D	H	W	H							
			IN 25.5 MM 648	21 533	18 457	18 457	17.5 445	-	18 457	15.5 394							
		  2 per carton (pricing and specifications are for one seat unit)															
  <b>Armless Seat Unit</b> COM: 0.75 YD   0.69 M Unit weight: 17 LB   7.7 KG Carton weight: 19 LB   8.62 KG Carton volume: 6.5 FT³   0.18 MT³	Upholstered seat/polypropylene back.  Use with beam. See Beam Seating.	<b>6693</b>	432	456	476	500	538	573	608	639	677	713	762	831			
			OVERALL DIMENSIONS			SEAT DIMENSIONS			BACK DIMENSIONS								
			W	D	H	W	D	H	W	H							
			IN 18 MM 457	21 533	18 457	18 457	17.5 445	-	18 457	15.5 394							
		  2 per carton (pricing and specifications are for one seat unit)															
  <b>Seat Unit w/Arms</b> COM: 0.75 YD   0.69 M Unit weight: 18 LB   8.2 KG Carton weight: 20 LB   9.07 KG Carton volume: 9.75 FT³   0.27 MT³	Upholstered seat & back.  Use with beam. See Beam Seating.	<b>6697</b>	550	574	594	618	656	691	726	757	795	831	880	949			
			OVERALL DIMENSIONS			SEAT DIMENSIONS			BACK DIMENSIONS								
			W	D	H	W	D	H	W	H							
			IN 25.5 MM 648	21 533	18 457	18 457	17 432	-	18 457	15.5 394							
		  2 per carton (pricing and specifications are for one seat unit)															
  <b>Armless Seat Unit</b> COM: 0.75 YD   0.69 M Unit weight: 17 LB   7.7 KG Carton weight: 19 LB   8.62 KG Carton volume: 6.5 FT³   0.18 MT³	Upholstered seat & back.  Use with beam. See Beam Seating.	<b>6698</b>	482	506	526	550	588	623	658	689	727	763	812	881			
			OVERALL DIMENSIONS			SEAT DIMENSIONS			BACK DIMENSIONS								
			W	D	H	W	D	H	W	H							
			IN 18 MM 457	21 533	18 457	18 457	17 432	-	18 457	15.5 394							
		  2 per carton (pricing and specifications are for one seat unit)															
  <b>Task w/Arms</b> COM: N/A Unit weight: 27 LB   12.3 KG Carton weight: 32 LB   14.51 KG Carton volume: 9.75 FT³   0.27 MT³	 <b>ADJUSTMENTS</b> (2) Pneumatic seat height	Polypropylene seat & back.  Ergonomic features: C, M	List price														
					  1 per carton												
			OVERALL DIMENSIONS			SEAT DIMENSIONS			BACK DIMENSIONS								
			W	D	H	W	D	H	W	H							
IN 25.5 MM 648	21.5 546	32.5 826	18 457	17.5 445	14-19 356-483	18 457	16 406										

DESCRIPTION FEATURES MODEL# STANDARD TEXTILE GRADES



**Task w/Arms Pedestal Base**  
 COM: N/A  
 Unit weight: 27 LB | 12.3 KG  
 Carton weight: 37 LB | 16.78 KG  
 Carton volume: 10.75 FT<sup>3</sup> | 0.3 MT<sup>3</sup>

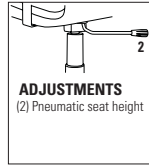


Polypropylene seat & back.  
 Ergonomic features: C, M

List price							
<b>6720PB</b>	769						
OVERALL DIMENSIONS			SEAT DIMENSIONS			BACK DIMENSIONS	
W	D	H	W	D	H	W	H
IN 25.5	21.5	33	18	17.5	16-18	18	16
MM 648	546	838	457	445	406-457	457	406
<b>RTA 1</b>		1 per carton					



**Task w/Arms and Tablet**  
 COM: N/A  
 Unit weight: 33 LB | 15 KG  
 Carton weight: 40 LB | 18.14 KG  
 Carton volume: 15.75 FT<sup>3</sup> | 0.44 MT<sup>3</sup>

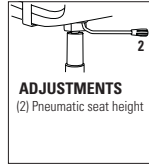


Polypropylene seat & back.  
 Ergonomic features: C, M  
**Specify (L) left or (R) right tablet.**

List price							
<b>6720TR</b>	815						
<b>6720TL</b>							
OVERALL DIMENSIONS			SEAT DIMENSIONS			BACK DIMENSIONS	
W	D	H	W	D	H	W	H
IN 26.5	25.5	33.25	18	17.5	14.5-19.5	18	16
MM 673	648	845	457	445	368-495	457	406
<b>RTA 00</b>		1 per carton					



**Task w/Arms and Tablet Pedestal Base**  
 COM: N/A  
 Unit weight: 36 LB | 16.4 KG  
 Carton weight: 45 LB | 20.41 KG  
 Carton volume: 10.75 FT<sup>3</sup> | 0.3 MT<sup>3</sup>

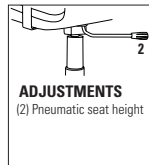


Polypropylene seat & back.  
 Ergonomic features: C, M  
**Specify (L) left or (R) right tablet.**

List price							
<b>6720TRPB</b>	1043						
<b>6720TLPB</b>							
OVERALL DIMENSIONS			SEAT DIMENSIONS			BACK DIMENSIONS	
W	D	H	W	D	H	W	H
IN 26.5	25.5	33	18	17.5	16-18	18	16
MM 673	648	838	457	445	406-457	457	406
<b>RTA 1</b>		1 per carton					



**Task Armless**  
 COM: N/A  
 Unit weight: 26 LB | 11.8 KG  
 Carton weight: 31 LB | 14.06 KG  
 Carton volume: 9.75 FT<sup>3</sup> | 0.27 MT<sup>3</sup>

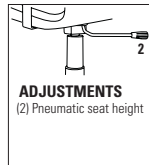


Polypropylene seat & back.  
 Ergonomic features: C, M

List price							
<b>6721</b>	468						
OVERALL DIMENSIONS			SEAT DIMENSIONS			BACK DIMENSIONS	
W	D	H	W	D	H	W	H
IN 18	21.5	32.5	18	17.5	14-19	18	16
MM 457	546	826	457	445	356-483	457	406
<b>RTA 1</b>		courier		1 per carton			


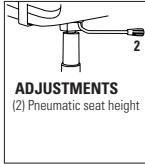

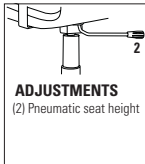

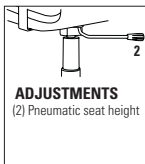


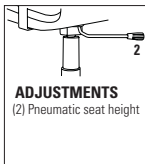

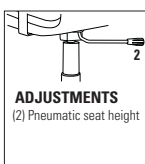



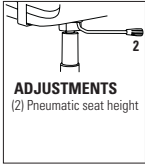

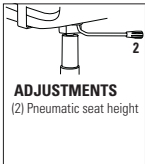






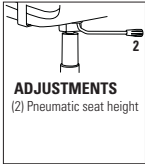
**Task Armless Pedestal Base**  
 COM: N/A  
 Unit weight: 28 LB | 12.7 KG  
 Carton weight: 37 LB | 16.78 KG  
 Carton volume: 10.75 FT<sup>3</sup> | 0.3 MT<sup>3</sup>


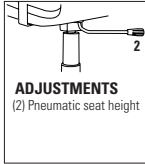


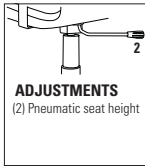

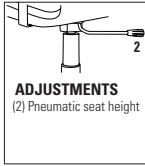

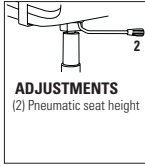

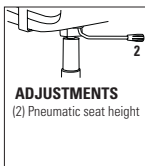




Polypropylene seat & back.  
 Ergonomic features: C, M


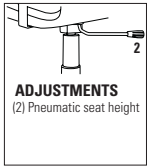




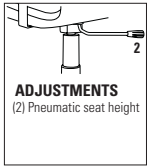


List price							
<b>6721PB</b>	696						
OVERALL DIMENSIONS			SEAT DIMENSIONS			BACK DIMENSIONS	
W	D	H	W	D	H	W	H
IN 18	21.5	33	18	17.5	16-18	18	16
MM 457	546	838	457	445	406-457	457	406
<b>RTA 1</b>		1 per carton					

DESCRIPTION	FEATURES	MODEL#	STANDARD TEXTILE GRADES																																				
 <p><b>Task Armless w/Tablet</b> COM: N/A Unit weight: 32 LB   14.5 KG Carton weight: 39 LB   17.69 KG Carton volume: 15.75 FT³   0.44 MT³</p>	 <p><b>ADJUSTMENTS</b> (2) Pneumatic seat height</p>	List price																																					
		<p>6721TR 746 6721TL</p>																																					
		<b>OVERALL DIMENSIONS</b>			<b>SEAT DIMENSIONS</b>			<b>BACK DIMENSIONS</b>																															
		W	D	H	W	D	H	W	H																														
IN 23.5 MM 597	25.5 648	33.25 845	18 457	17.5 445	14.5-19.5 368-495	18 457	16 406																																
<p><b>RTA 00</b> 1 per carton</p>																																							
Specify (L) left or (R) right tablet.																																							
 <p><b>Task Armless w/Tablet Pedestal Base</b> COM: N/A Unit weight: 34 LB   15.5 KG Carton weight: 43 LB   19.5 KG Carton volume: 10.75 FT³   0.3 MT³</p>	 <p><b>ADJUSTMENTS</b> (2) Pneumatic seat height</p>	List price																																					
		<p>6721TRPB 972 6721TLPB</p>																																					
		<b>OVERALL DIMENSIONS</b>			<b>SEAT DIMENSIONS</b>			<b>BACK DIMENSIONS</b>																															
		W	D	H	W	D	H	W	H																														
IN 23.5 MM 597	25.5 648	33 838	18 457	17.5 445	16-18 406-457	18 457	16 406																																
<p><b>RTA 1</b> 1 per carton</p>																																							
Specify (L) left or (R) right tablet.																																							
 <p><b>Task w/Arms</b> COM: 0.75 YD   0.69 M Unit weight: 28 LB   12.7 KG Carton weight: 33 LB   14.97 KG Carton volume: 9.75 FT³   0.27 MT³</p>	 <p><b>ADJUSTMENTS</b> (2) Pneumatic seat height</p>	<table border="1"> <tr> <td></td> <td>1</td><td>2</td><td>3</td><td>4</td><td>5</td><td>6</td><td>7</td><td>8</td><td>9</td><td>10</td><td>11</td><td>12</td> </tr> <tr> <td>6722</td> <td>631</td><td>655</td><td>675</td><td>699</td><td>737</td><td>772</td><td>807</td><td>838</td><td>876</td><td>912</td><td>961</td><td>1030</td> </tr> </table>													1	2	3	4	5	6	7	8	9	10	11	12	6722	631	655	675	699	737	772	807	838	876	912	961	1030
			1	2	3	4	5	6	7	8	9	10	11	12																									
		6722	631	655	675	699	737	772	807	838	876	912	961	1030																									
		<b>OVERALL DIMENSIONS</b>			<b>SEAT DIMENSIONS</b>			<b>BACK DIMENSIONS</b>																															
W	D	H	W	D	H	W	H																																
IN 25.5 MM 648	21.5 546	32.5 826	18 457	17.5 445	14.5-19.5 368-495	18 457	15.5 394																																
<p><b>RTA 1</b>  1 per carton</p>																																							
Specify (L) left or (R) right tablet.																																							
 <p><b>Task w/Arms Pedestal Base</b> COM: 0.75 YD   0.69 M Unit weight: 30 LB   13.6 KG Carton weight: 40 LB   18.14 KG Carton volume: 10.75 FT³   0.3 MT³</p>	 <p><b>ADJUSTMENTS</b> (2) Pneumatic seat height</p>	<table border="1"> <tr> <td></td> <td>1</td><td>2</td><td>3</td><td>4</td><td>5</td><td>6</td><td>7</td><td>8</td><td>9</td><td>10</td><td>11</td><td>12</td> </tr> <tr> <td>6722PB</td> <td>859</td><td>883</td><td>903</td><td>927</td><td>965</td><td>1000</td><td>1035</td><td>1066</td><td>1104</td><td>1140</td><td>1189</td><td>1258</td> </tr> </table>													1	2	3	4	5	6	7	8	9	10	11	12	6722PB	859	883	903	927	965	1000	1035	1066	1104	1140	1189	1258
			1	2	3	4	5	6	7	8	9	10	11	12																									
		6722PB	859	883	903	927	965	1000	1035	1066	1104	1140	1189	1258																									
		<b>OVERALL DIMENSIONS</b>			<b>SEAT DIMENSIONS</b>			<b>BACK DIMENSIONS</b>																															
W	D	H	W	D	H	W	H																																
IN 25.5 MM 648	21.5 546	32.5 826	18 457	17.5 445	16-18 406-457	18 457	15.5 394																																
<p><b>RTA 1</b> 1 per carton</p>																																							
Specify (L) left or (R) right tablet.																																							
 <p><b>Task w/Arms and Tablet</b> COM: 0.75 YD   0.69 M Unit weight: 34 LB   15.5 KG Carton weight: 41 LB   18.6 KG Carton volume: 15.75 FT³   0.44 MT³</p>	 <p><b>ADJUSTMENTS</b> (2) Pneumatic seat height</p>	<table border="1"> <tr> <td></td> <td>1</td><td>2</td><td>3</td><td>4</td><td>5</td><td>6</td><td>7</td><td>8</td><td>9</td><td>10</td><td>11</td><td>12</td> </tr> <tr> <td>6722TR 6722TL</td> <td>907</td><td>931</td><td>951</td><td>975</td><td>1013</td><td>1048</td><td>1083</td><td>1114</td><td>1152</td><td>1188</td><td>1237</td><td>1306</td> </tr> </table>													1	2	3	4	5	6	7	8	9	10	11	12	6722TR 6722TL	907	931	951	975	1013	1048	1083	1114	1152	1188	1237	1306
			1	2	3	4	5	6	7	8	9	10	11	12																									
		6722TR 6722TL	907	931	951	975	1013	1048	1083	1114	1152	1188	1237	1306																									
		<b>OVERALL DIMENSIONS</b>			<b>SEAT DIMENSIONS</b>			<b>BACK DIMENSIONS</b>																															
W	D	H	W	D	H	W	H																																
IN 26.5 MM 673	25.5 648	33.25 845	18 457	17.5 445	14.5-19.5 368-495	18 457	16 406																																
<p><b>RTA 00</b> 1 per carton</p>																																							
Specify (L) left or (R) right tablet.																																							

DESCRIPTION	FEATURES	MODEL#	STANDARD TEXTILE GRADES															
			1	2	3	4	5	6	7	8	9	10	11	12				
 <p><b>Task w/Arms and Tablet Pedestal Base</b> COM: 0.75 YD   0.69 M Unit weight: 36 LB   16.4 KG Carton weight: 45 LB   20.41 KG Carton volume: 10.75 FT³   0.3 MT³</p>	 <p><b>ADJUSTMENTS</b> (2) Pneumatic seat height</p>	<p>Upholstered seat/polypropylene back. Ergonomic features: C, M Specify (L) left or (R) right tablet.</p>	<b>6722TRPB</b>	1135	1159	1179	1203	1241	1276	1311	1342	1380	1416	1465	1534			
			<b>6722TLPB</b>															
			<b>OVERALL DIMENSIONS</b>	<b>W</b>	<b>D</b>	<b>H</b>	<b>SEAT DIMENSIONS</b>	<b>W</b>	<b>D</b>	<b>H</b>	<b>BACK DIMENSIONS</b>	<b>W</b>	<b>H</b>					
			IN	26.5	25.5	32.5	18	17.5	16-18		18	16						
			MM	673	648	826	457	445	406-457		457	406						
				<b>RTA 1</b>	1 per carton													
 <p><b>Task Armless</b> COM: 0.75 YD   0.69 M Unit weight: 27 LB   12.3 KG Carton weight: 32 LB   14.51 KG Carton volume: 9.75 FT³   0.27 MT³</p>	 <p><b>ADJUSTMENTS</b> (2) Pneumatic seat height</p>	<p>Upholstered seat/polypropylene back. Ergonomic features: C, M</p>	<b>6723</b>	563	587	607	631	669	704	739	770	808	844	893	962			
			<b>OVERALL DIMENSIONS</b>	<b>W</b>	<b>D</b>	<b>H</b>	<b>SEAT DIMENSIONS</b>	<b>W</b>	<b>D</b>	<b>H</b>	<b>BACK DIMENSIONS</b>	<b>W</b>	<b>H</b>					
			IN	18	21.5	32.5	18	17.5	14.5-19.5		18	15.5						
			MM	457	546	826	457	445	368-495		457	394						
							<b>RTA 1</b>		1 per carton									
 <p><b>Task Armless Pedestal Base</b> COM: 0.75 YD   0.69 M Unit weight: 29 LB   13.2 KG Carton weight: 38 LB   17.24 KG Carton volume: 10.75 FT³   0.3 MT³</p>	 <p><b>ADJUSTMENTS</b> (2) Pneumatic seat height</p>	<p>Upholstered seat/polypropylene back. Ergonomic features: C, M</p>	<b>6723PB</b>	792	816	836	860	898	933	968	999	1037	1073	1122	1191			
			<b>OVERALL DIMENSIONS</b>	<b>W</b>	<b>D</b>	<b>H</b>	<b>SEAT DIMENSIONS</b>	<b>W</b>	<b>D</b>	<b>H</b>	<b>BACK DIMENSIONS</b>	<b>W</b>	<b>H</b>					
			IN	18	21.5	32.5	18	17.5	16-18		18	15.5						
			MM	457	546	826	457	445	406-457		457	394						
							<b>RTA 1</b>	1 per carton										
 <p><b>Task Armless w/Tablet</b> COM: 0.75 YD   0.69 M Unit weight: 34 LB   15.5 KG Carton weight: 41 LB   18.6 KG Carton volume: 15.75 FT³   0.44 MT³</p>	 <p><b>ADJUSTMENTS</b> (2) Pneumatic seat height</p>	<p>Upholstered seat/polypropylene back. Ergonomic features: C, M Specify (L) left or (R) right tablet.</p>	<b>6723TR</b>	839	863	883	907	945	980	1015	1046	1084	1120	1169	1238			
			<b>6723TL</b>															
			<b>OVERALL DIMENSIONS</b>	<b>W</b>	<b>D</b>	<b>H</b>	<b>SEAT DIMENSIONS</b>	<b>W</b>	<b>D</b>	<b>H</b>	<b>BACK DIMENSIONS</b>	<b>W</b>	<b>H</b>					
			IN	23.5	25.5	33.25	18	17.5	14.5-19.5		18	16						
			MM	597	648	845	457	445	368-495		457	406						
				<b>RTA 00</b>	1 per carton													
 <p><b>Task Armless w/Tablet Pedestal Base</b> COM: 0.75 YD   0.69 M Unit weight: 36 LB   16.4 KG Carton weight: 45 LB   20.41 KG Carton volume: 10.75 FT³   0.3 MT³</p>	 <p><b>ADJUSTMENTS</b> (2) Pneumatic seat height</p>	<p>Upholstered seat/polypropylene back. Ergonomic features: C, M Specify (L) left or (R) right tablet.</p>	<b>6723TRPB</b>	1066	1090	1110	1134	1172	1207	1242	1273	1311	1347	1396	1465			
			<b>6723TLPB</b>															
			<b>OVERALL DIMENSIONS</b>	<b>W</b>	<b>D</b>	<b>H</b>	<b>SEAT DIMENSIONS</b>	<b>W</b>	<b>D</b>	<b>H</b>	<b>BACK DIMENSIONS</b>	<b>W</b>	<b>H</b>					
			IN	23.5	25.5	32.5	18	17.5	16-18		18	16						
			MM	597	648	826	457	445	406-457		457	406						
				<b>RTA 1</b>	1 per carton													

DESCRIPTION	FEATURES	MODEL#	STANDARD TEXTILE GRADES																																												
			1	2	3	4	5	6	7	8	9	10	11	12																																	
 <p><b>Task w/Arms</b> COM: 0.75 YD   0.69 M Unit weight: 29 LB   13.2 KG Carton weight: 34 LB   15.42 KG Carton volume: 9.75 FT³   0.27 MT³</p>	 <p><b>ADJUSTMENTS</b> (2) Pneumatic seat height</p>	<p>Upholstered seat &amp; back. Ergonomic features: C, M</p>	<table border="1"> <tr> <th colspan="3">OVERALL DIMENSIONS</th> <th colspan="3">SEAT DIMENSIONS</th> <th colspan="3">BACK DIMENSIONS</th> </tr> <tr> <th>W</th><th>D</th><th>H</th> <th>W</th><th>D</th><th>H</th> <th>W</th><th>H</th> </tr> <tr> <td>IN 25.5</td><td>21.5</td><td>32.5</td> <td>18</td><td>17</td><td>14.5-19.5</td> <td>18</td><td>15.5</td> </tr> <tr> <td>MM 648</td><td>546</td><td>826</td> <td>457</td><td>432</td><td>368-495</td> <td>457</td><td>394</td> </tr> </table>												OVERALL DIMENSIONS			SEAT DIMENSIONS			BACK DIMENSIONS			W	D	H	W	D	H	W	H	IN 25.5	21.5	32.5	18	17	14.5-19.5	18	15.5	MM 648	546	826	457	432	368-495	457	394
			OVERALL DIMENSIONS			SEAT DIMENSIONS			BACK DIMENSIONS																																						
			W	D	H	W	D	H	W	H																																					
			IN 25.5	21.5	32.5	18	17	14.5-19.5	18	15.5																																					
			MM 648	546	826	457	432	368-495	457	394																																					
<p><b>RTA 1</b>  1 per carton</p>																																															
 <p><b>Task w/Arms Pedestal Base</b> COM: 0.75 YD   0.69 M Unit weight: 31 LB   14.1 KG Carton weight: 40 LB   18.14 KG Carton volume: 10.75 FT³   0.3 MT³</p>	 <p><b>ADJUSTMENTS</b> (2) Pneumatic seat height</p>	<p>Upholstered seat &amp; back. Ergonomic features: C, M</p>	<table border="1"> <tr> <th colspan="3">OVERALL DIMENSIONS</th> <th colspan="3">SEAT DIMENSIONS</th> <th colspan="3">BACK DIMENSIONS</th> </tr> <tr> <th>W</th><th>D</th><th>H</th> <th>W</th><th>D</th><th>H</th> <th>W</th><th>H</th> </tr> <tr> <td>IN 25.5</td><td>21.5</td><td>32.5</td> <td>18</td><td>17</td><td>16-18</td> <td>18</td><td>15.5</td> </tr> <tr> <td>MM 648</td><td>546</td><td>826</td> <td>457</td><td>432</td><td>406-457</td> <td>457</td><td>394</td> </tr> </table>												OVERALL DIMENSIONS			SEAT DIMENSIONS			BACK DIMENSIONS			W	D	H	W	D	H	W	H	IN 25.5	21.5	32.5	18	17	16-18	18	15.5	MM 648	546	826	457	432	406-457	457	394
			OVERALL DIMENSIONS			SEAT DIMENSIONS			BACK DIMENSIONS																																						
			W	D	H	W	D	H	W	H																																					
			IN 25.5	21.5	32.5	18	17	16-18	18	15.5																																					
			MM 648	546	826	457	432	406-457	457	394																																					
<p><b>RTA 1</b> 1 per carton</p>																																															
 <p><b>Task w/Arms and Tablet</b> COM: 0.75 YD   0.69 M Unit weight: 35 LB   15.9 KG Carton weight: 42 LB   19.05 KG Carton volume: 15.75 FT³   0.44 MT³</p>	 <p><b>ADJUSTMENTS</b> (2) Pneumatic seat height</p>	<p>Upholstered seat &amp; back. Ergonomic features: C, M <b>Specify (L) left or (R) right tablet.</b></p>	<table border="1"> <tr> <th colspan="3">OVERALL DIMENSIONS</th> <th colspan="3">SEAT DIMENSIONS</th> <th colspan="3">BACK DIMENSIONS</th> </tr> <tr> <th>W</th><th>D</th><th>H</th> <th>W</th><th>D</th><th>H</th> <th>W</th><th>H</th> </tr> <tr> <td>IN 26.5</td><td>25.5</td><td>33.25</td> <td>18</td><td>17</td><td>14.5-19.5</td> <td>18</td><td>16</td> </tr> <tr> <td>MM 673</td><td>648</td><td>845</td> <td>457</td><td>432</td><td>368-495</td> <td>457</td><td>406</td> </tr> </table>												OVERALL DIMENSIONS			SEAT DIMENSIONS			BACK DIMENSIONS			W	D	H	W	D	H	W	H	IN 26.5	25.5	33.25	18	17	14.5-19.5	18	16	MM 673	648	845	457	432	368-495	457	406
			OVERALL DIMENSIONS			SEAT DIMENSIONS			BACK DIMENSIONS																																						
			W	D	H	W	D	H	W	H																																					
			IN 26.5	25.5	33.25	18	17	14.5-19.5	18	16																																					
			MM 673	648	845	457	432	368-495	457	406																																					
<p><b>RTA 00</b> 1 per carton</p>																																															
 <p><b>Task w/Arms and Tablet Pedestal Base</b> COM: 0.75 YD   0.69 M Unit weight: 37 LB   16.8 KG Carton weight: 46 LB   20.87 KG Carton volume: 10.75 FT³   0.3 MT³</p>	 <p><b>ADJUSTMENTS</b> (2) Pneumatic seat height</p>	<p>Upholstered seat &amp; back. Ergonomic features: C, M <b>Specify (L) left or (R) right tablet.</b></p>	<table border="1"> <tr> <th colspan="3">OVERALL DIMENSIONS</th> <th colspan="3">SEAT DIMENSIONS</th> <th colspan="3">BACK DIMENSIONS</th> </tr> <tr> <th>W</th><th>D</th><th>H</th> <th>W</th><th>D</th><th>H</th> <th>W</th><th>H</th> </tr> <tr> <td>IN 26.5</td><td>25.5</td><td>32.25</td> <td>18</td><td>17</td><td>16-18</td> <td>18</td><td>16</td> </tr> <tr> <td>MM 673</td><td>648</td><td>819</td> <td>457</td><td>432</td><td>406-457</td> <td>457</td><td>406</td> </tr> </table>												OVERALL DIMENSIONS			SEAT DIMENSIONS			BACK DIMENSIONS			W	D	H	W	D	H	W	H	IN 26.5	25.5	32.25	18	17	16-18	18	16	MM 673	648	819	457	432	406-457	457	406
			OVERALL DIMENSIONS			SEAT DIMENSIONS			BACK DIMENSIONS																																						
			W	D	H	W	D	H	W	H																																					
			IN 26.5	25.5	32.25	18	17	16-18	18	16																																					
			MM 673	648	819	457	432	406-457	457	406																																					
<p><b>RTA 1</b> 1 per carton</p>																																															
 <p><b>Task Armless</b> COM: 0.75 YD   0.69 M Unit weight: 28 LB   12.7 KG Carton weight: 33 LB   14.97 KG Carton volume: 9.75 FT³   0.27 MT³</p>	 <p><b>ADJUSTMENTS</b> (2) Pneumatic seat height</p>	<p>Upholstered seat &amp; back. Ergonomic features: C, M</p>	<table border="1"> <tr> <th colspan="3">OVERALL DIMENSIONS</th> <th colspan="3">SEAT DIMENSIONS</th> <th colspan="3">BACK DIMENSIONS</th> </tr> <tr> <th>W</th><th>D</th><th>H</th> <th>W</th><th>D</th><th>H</th> <th>W</th><th>H</th> </tr> <tr> <td>IN 18</td><td>21.5</td><td>32.5</td> <td>18</td><td>17</td><td>14.5-19.5</td> <td>18</td><td>15.5</td> </tr> <tr> <td>MM 457</td><td>546</td><td>826</td> <td>457</td><td>432</td><td>368-495</td> <td>457</td><td>394</td> </tr> </table>												OVERALL DIMENSIONS			SEAT DIMENSIONS			BACK DIMENSIONS			W	D	H	W	D	H	W	H	IN 18	21.5	32.5	18	17	14.5-19.5	18	15.5	MM 457	546	826	457	432	368-495	457	394
			OVERALL DIMENSIONS			SEAT DIMENSIONS			BACK DIMENSIONS																																						
			W	D	H	W	D	H	W	H																																					
			IN 18	21.5	32.5	18	17	14.5-19.5	18	15.5																																					
			MM 457	546	826	457	432	368-495	457	394																																					
<p><b>RTA 1</b>  1 per carton</p>																																															

DESCRIPTION	FEATURES	MODEL#	STANDARD TEXTILE GRADES																																						
			1	2	3	4	5	6	7	8	9	10	11	12																											
 <p><b>Task Armless Pedestal Base</b> COM: 0.75 YD   0.69 M Unit weight: 30 LB   13.6 KG Carton weight: 40 LB   18.14 KG Carton volume: 10.75 FT<sup>3</sup>   0.3 MT<sup>3</sup></p>	 <p><b>ADJUSTMENTS</b> (2) Pneumatic seat height</p>	<p>Upholstered seat &amp; back. Ergonomic features: C, M</p>	<table border="1"> <tr> <td><b>6728PB</b></td> <td>839</td><td>863</td><td>883</td><td>907</td><td>945</td><td>980</td><td>1015</td><td>1046</td><td>1084</td><td>1120</td><td>1169</td><td>1238</td> </tr> </table>												<b>6728PB</b>	839	863	883	907	945	980	1015	1046	1084	1120	1169	1238														
			<b>6728PB</b>	839	863	883	907	945	980	1015	1046	1084	1120	1169	1238																										
			<table border="1"> <tr> <th colspan="3">OVERALL DIMENSIONS</th> <th colspan="3">SEAT DIMENSIONS</th> <th colspan="3">BACK DIMENSIONS</th> </tr> <tr> <th>W</th><th>D</th><th>H</th> <th>W</th><th>D</th><th>H</th> <th>W</th><th>H</th> </tr> <tr> <td>IN 18</td><td>21.5</td><td>32.5</td> <td>18</td><td>17</td><td>16-18</td> <td>18</td><td>15.5</td> </tr> <tr> <td>MM 457</td><td>546</td><td>826</td> <td>457</td><td>432</td><td>406-457</td> <td>457</td><td>394</td> </tr> </table>			OVERALL DIMENSIONS			SEAT DIMENSIONS			BACK DIMENSIONS			W	D	H	W	D	H	W	H	IN 18	21.5	32.5	18	17	16-18	18	15.5	MM 457	546	826	457	432	406-457	457	394	<p><b>RTA 1</b> 1 per carton</p>		
			OVERALL DIMENSIONS			SEAT DIMENSIONS			BACK DIMENSIONS																																
			W	D	H	W	D	H	W	H																															
IN 18	21.5	32.5	18	17	16-18	18	15.5																																		
MM 457	546	826	457	432	406-457	457	394																																		
 <p><b>Task Armless w/ Tablet</b> COM: 0.75 YD   0.69 M Unit weight: 35 LB   15.9 KG Carton weight: 42 LB   19.05 KG Carton volume: 15.75 FT<sup>3</sup>   0.44 MT<sup>3</sup></p>	 <p><b>ADJUSTMENTS</b> (2) Pneumatic seat height</p>	<p>Upholstered seat &amp; back. Ergonomic features: C, M <b>Specify (L) left or (R) right tablet.</b></p>	<table border="1"> <tr> <td><b>6728TR</b> <b>6728TL</b></td> <td>887</td><td>911</td><td>931</td><td>955</td><td>993</td><td>1028</td><td>1063</td><td>1094</td><td>1132</td><td>1168</td><td>1217</td><td>1286</td> </tr> </table>												<b>6728TR</b> <b>6728TL</b>	887	911	931	955	993	1028	1063	1094	1132	1168	1217	1286														
			<b>6728TR</b> <b>6728TL</b>	887	911	931	955	993	1028	1063	1094	1132	1168	1217	1286																										
			<table border="1"> <tr> <th colspan="3">OVERALL DIMENSIONS</th> <th colspan="3">SEAT DIMENSIONS</th> <th colspan="3">BACK DIMENSIONS</th> </tr> <tr> <th>W</th><th>D</th><th>H</th> <th>W</th><th>D</th><th>H</th> <th>W</th><th>H</th> </tr> <tr> <td>IN 23.5</td><td>25.5</td><td>33.25</td> <td>18</td><td>17</td><td>14.5-19.5</td> <td>18</td><td>16</td> </tr> <tr> <td>MM 597</td><td>648</td><td>845</td> <td>457</td><td>432</td><td>368-495</td> <td>457</td><td>406</td> </tr> </table>			OVERALL DIMENSIONS			SEAT DIMENSIONS			BACK DIMENSIONS			W	D	H	W	D	H	W	H	IN 23.5	25.5	33.25	18	17	14.5-19.5	18	16	MM 597	648	845	457	432	368-495	457	406	<p><b>RTA 00</b> 1 per carton</p>		
			OVERALL DIMENSIONS			SEAT DIMENSIONS			BACK DIMENSIONS																																
			W	D	H	W	D	H	W	H																															
IN 23.5	25.5	33.25	18	17	14.5-19.5	18	16																																		
MM 597	648	845	457	432	368-495	457	406																																		
 <p><b>Task Armless w/ Tablet Pedestal Base</b> COM: 0.75 YD   0.69 M Unit weight: 37 LB   16.8 KG Carton weight: 46 LB   20.87 KG Carton volume: 10.75 FT<sup>3</sup>   0.3 MT<sup>3</sup></p>	 <p><b>ADJUSTMENTS</b> (2) Pneumatic seat height</p>	<p>Upholstered seat &amp; back. Ergonomic features: C, M <b>Specify (L) left or (R) right tablet.</b></p>	<table border="1"> <tr> <td><b>6728TRPB</b> <b>6728TLPB</b></td> <td>1113</td><td>1137</td><td>1157</td><td>1181</td><td>1219</td><td>1254</td><td>1289</td><td>1320</td><td>1358</td><td>1394</td><td>1443</td><td>1512</td> </tr> </table>												<b>6728TRPB</b> <b>6728TLPB</b>	1113	1137	1157	1181	1219	1254	1289	1320	1358	1394	1443	1512														
			<b>6728TRPB</b> <b>6728TLPB</b>	1113	1137	1157	1181	1219	1254	1289	1320	1358	1394	1443	1512																										
			<table border="1"> <tr> <th colspan="3">OVERALL DIMENSIONS</th> <th colspan="3">SEAT DIMENSIONS</th> <th colspan="3">BACK DIMENSIONS</th> </tr> <tr> <th>W</th><th>D</th><th>H</th> <th>W</th><th>D</th><th>H</th> <th>W</th><th>H</th> </tr> <tr> <td>IN 23.5</td><td>25.5</td><td>32.25</td> <td>18</td><td>17</td><td>16-18</td> <td>18</td><td>16</td> </tr> <tr> <td>MM 597</td><td>648</td><td>819</td> <td>457</td><td>432</td><td>406-457</td> <td>457</td><td>406</td> </tr> </table>			OVERALL DIMENSIONS			SEAT DIMENSIONS			BACK DIMENSIONS			W	D	H	W	D	H	W	H	IN 23.5	25.5	32.25	18	17	16-18	18	16	MM 597	648	819	457	432	406-457	457	406	<p><b>RTA 1</b> 1 per carton</p>		
			OVERALL DIMENSIONS			SEAT DIMENSIONS			BACK DIMENSIONS																																
			W	D	H	W	D	H	W	H																															
IN 23.5	25.5	32.25	18	17	16-18	18	16																																		
MM 597	648	819	457	432	406-457	457	406																																		
 <p><b>Height Adjustable Stool w/ Arms</b> COM: N/A Unit weight: 33 LB   15 KG Carton weight: 38 LB   17.24 KG Carton volume: 9.75 FT<sup>3</sup>   0.27 MT<sup>3</sup></p>	 <p><b>ADJUSTMENTS</b> (2) Pneumatic seat height</p>	<p>Polypropylene seat &amp; back. Ergonomic features: C, M</p>	<table border="1"> <tr> <td colspan="13">List price</td> </tr> <tr> <td><b>6730</b></td> <td colspan="12">778</td> </tr> </table>												List price													<b>6730</b>	778												
			List price																																						
			<b>6730</b>	778																																					
			<table border="1"> <tr> <th colspan="3">OVERALL DIMENSIONS</th> <th colspan="3">SEAT DIMENSIONS</th> <th colspan="3">BACK DIMENSIONS</th> </tr> <tr> <th>W</th><th>D</th><th>H</th> <th>W</th><th>D</th><th>H</th> <th>W</th><th>H</th> </tr> <tr> <td>IN 25.5</td><td>21.5</td><td>41</td> <td>18</td><td>17.5</td><td>21-31</td> <td>18</td><td>16</td> </tr> <tr> <td>MM 648</td><td>546</td><td>1041</td> <td>457</td><td>445</td><td>533-787</td> <td>457</td><td>406</td> </tr> </table>			OVERALL DIMENSIONS			SEAT DIMENSIONS			BACK DIMENSIONS			W	D	H	W	D	H	W	H	IN 25.5	21.5	41	18	17.5	21-31	18	16	MM 648	546	1041	457	445	533-787	457	406	<p><b>RTA 1</b>  1 per carton</p>		
			OVERALL DIMENSIONS			SEAT DIMENSIONS			BACK DIMENSIONS																																
W	D	H	W	D	H	W	H																																		
IN 25.5	21.5	41	18	17.5	21-31	18	16																																		
MM 648	546	1041	457	445	533-787	457	406																																		
 <p><b>Armless Height Adjustable Stool</b> COM: N/A Unit weight: 32 LB   14.5 KG Carton weight: 37 LB   16.78 KG Carton volume: 9.75 FT<sup>3</sup>   0.27 MT<sup>3</sup></p>	 <p><b>ADJUSTMENTS</b> (2) Pneumatic seat height</p>	<p>Polypropylene seat &amp; back. Ergonomic features: C, M</p>	<table border="1"> <tr> <td colspan="13">List price</td> </tr> <tr> <td><b>6731</b></td> <td colspan="12">712</td> </tr> </table>												List price													<b>6731</b>	712												
			List price																																						
			<b>6731</b>	712																																					
			<table border="1"> <tr> <th colspan="3">OVERALL DIMENSIONS</th> <th colspan="3">SEAT DIMENSIONS</th> <th colspan="3">BACK DIMENSIONS</th> </tr> <tr> <th>W</th><th>D</th><th>H</th> <th>W</th><th>D</th><th>H</th> <th>W</th><th>H</th> </tr> <tr> <td>IN 18</td><td>21.5</td><td>41</td> <td>18</td><td>17.5</td><td>21-31</td> <td>18</td><td>16</td> </tr> <tr> <td>MM 457</td><td>546</td><td>1041</td> <td>457</td><td>445</td><td>533-787</td> <td>457</td><td>406</td> </tr> </table>			OVERALL DIMENSIONS			SEAT DIMENSIONS			BACK DIMENSIONS			W	D	H	W	D	H	W	H	IN 18	21.5	41	18	17.5	21-31	18	16	MM 457	546	1041	457	445	533-787	457	406	<p><b>RTA 1</b>  1 per carton</p>		
			OVERALL DIMENSIONS			SEAT DIMENSIONS			BACK DIMENSIONS																																
W	D	H	W	D	H	W	H																																		
IN 18	21.5	41	18	17.5	21-31	18	16																																		
MM 457	546	1041	457	445	533-787	457	406																																		

DESCRIPTION	FEATURES	MODEL#	STANDARD TEXTILE GRADES														
			1	2	3	4	5	6	7	8	9	10	11	12			
 <p><b>Height Adjustable Stool w/Arms</b>                      COM: 0.75 YD   0.69 M                      Unit weight: 34 LB   15.5 KG                      Carton weight: 39 LB   17.69 KG                      Carton volume: 9.75 FT³   0.27 MT³</p>	 <p><b>ADJUSTMENTS</b> (2) Pneumatic seat height</p>	Upholstered seat/polypropylene back.  Ergonomic features: C, M	6732	873	897	917	941	979	1014	1049	1080	1118	1154	1203	1272		
			<b>OVERALL DIMENSIONS</b>			<b>SEAT DIMENSIONS</b>			<b>BACK DIMENSIONS</b>								
			W	D	H	W	D	H	W	H							
			IN 25.5 MM 648	21.5 546	41 1041	18 457	17.5 445	21.5-31.5 546-800	18 457	15.5 394							
						<b>RTA 1</b>		1 per carton									
 <p><b>Armless Height Adjustable Stool</b>                      COM: 0.75 YD   0.69 M                      Unit weight: 33 LB   15 KG                      Carton weight: 38 LB   17.24 KG                      Carton volume: 9.75 FT³   0.27 MT³</p>	 <p><b>ADJUSTMENTS</b> (2) Pneumatic seat height</p>	Upholstered seat/polypropylene back.  Ergonomic features: C, M	6733	804	828	848	872	910	945	980	1011	1049	1085	1134	1203		
			<b>OVERALL DIMENSIONS</b>			<b>SEAT DIMENSIONS</b>			<b>BACK DIMENSIONS</b>								
			W	D	H	W	D	H	W	H							
			IN 18 MM 457	21.5 546	41 1041	18 457	17.5 445	21.5-31.5 546-800	18 457	15.5 394							
						<b>RTA 1</b>		1 per carton									
 <p><b>Height Adjustable Stool w/Arms</b>                      COM: 0.75 YD   0.69 M                      Unit weight: 35 LB   15.9 KG                      Carton weight: 40 LB   18.14 KG                      Carton volume: 9.75 FT³   0.27 MT³</p>	 <p><b>ADJUSTMENTS</b> (2) Pneumatic seat height</p>	Upholstered seat & back.  Ergonomic features: C, M	6737	923	947	967	991	1029	1064	1099	1130	1168	1204	1253	1322		
			<b>OVERALL DIMENSIONS</b>			<b>SEAT DIMENSIONS</b>			<b>BACK DIMENSIONS</b>								
			W	D	H	W	D	H	W	H							
			IN 25.5 MM 648	21.5 546	41 1041	18 457	17 432	21.5-31.5 546-800	18 457	15.5 394							
						<b>RTA 1</b>		1 per carton									
 <p><b>Armless Height Adjustable Stool</b>                      COM: 0.75 YD   0.69 M                      Unit weight: 34 LB   15.5 KG                      Carton weight: 39 LB   17.69 KG                      Carton volume: 9.75 FT³   0.27 MT³</p>	 <p><b>ADJUSTMENTS</b> (2) Pneumatic seat height</p>	Upholstered seat & back.  Ergonomic features: C, M	6738	853	877	897	921	959	994	1029	1060	1098	1134	1183	1252		
			<b>OVERALL DIMENSIONS</b>			<b>SEAT DIMENSIONS</b>			<b>BACK DIMENSIONS</b>								
			W	D	H	W	D	H	W	H							
			IN 18 MM 457	21.5 546	41 1041	18 457	17 432	21.5-31.5 546-800	18 457	15.5 394							
						<b>RTA 1</b>		1 per carton									





From boutique hotels to wellness resorts, the rich experiences that designers create for the hospitality industry are on the move to the places where we work, learn and heal. Erin™ seating is our latest contribution to this changing landscape, crossing conventional boundaries of work and play with options to support a diversity of people and interior applications.

Erin can be specified with sealed seams, moisture barrier and a wide range of Global performance textiles to support healthcare applications and environments with enhanced housekeeping protocols. The sculpted back provides an integrated clean out for ease of cleaning. Wood or metal legs are available in a range of finishes and glide options.

To see the full Erin series, please refer to the Healthcare price list at [globalfurnituregroup.com/ca/healthcare/resources/price-lists](http://globalfurnituregroup.com/ca/healthcare/resources/price-lists).

#### Features and Benefits

- Erin offers a streamlined silhouette brimming with mid-century modern style.
- A rounded arch gently curves around and under the seat to give extra support to user's upper back and sides, while creating an open clean out space at the back of the cushion.
- Tapered legs add style and elegance and are available in wood or metal paint/plated finishes.
- The seat underside is sealed with a non-porous material to support housekeeping and infection control protocols.
- Additional improved cleaning options include sealed seams (back and/or seat) and moisture barrier (seat).
- Assembled with tamper-resistant fasteners for greater security.
- For added comfort, seat cushions are standard with high density Ultracell foam.
- Glides are self-leveling. Choose from standard non-marking glides, rubber non-slip glides or felt glides.

FILE BUDDY



model 1105

model 1110

STANDARD FEATURES

- 13.5" diameter seat.
- Five prong, injection molded, fiberglass reinforced nylon Black base with dual wheel carpet casters (C65).
- Upholstery options: fabric, vinyl or leather. Vinyl and leather models may feature stitch detail across the seat and/or back cushions, if applicable.

OPTIONAL FEATURES

- For hard surface flooring casters, please specify (C65R). Add \$21.
- For additional caster options, please refer to the Arm and Caster section (page 356). *Optional casters may be priced higher than the standard casters for your chair and the difference will be charged. Lower priced optional casters will not be credited.*

DESCRIPTION	FEATURES	MODEL #	STANDARD TEXTILE GRADES											
			1	2	3	4	5	6	7	8	9	10	11	12
<p><b>Swivel Stool - 5" Pneumatic, 20" Base</b>                      COM: 0.75 YD   0.69 M                      Unit weight: 11 LB   5 KG                      Carton weight: 14 LB   6.35 KG                      Carton volume: 2.9 FT<sup>3</sup>   0.08 MT<sup>3</sup></p>	Ergonomic features: C	<b>1105</b>	313	337	357	381	419	454	489	520	558	594	643	712
		<b>OVERALL DIMENSIONS</b> W D H			<b>SEAT DIMENSIONS</b> W D H			<b>BACK DIMENSIONS</b> W H						
<p><b>Swivel Stool - 10" Pneumatic, 22" Base</b>                      COM: 0.75 YD   0.69 M                      Unit weight: 14 LB   6.4 KG                      Carton weight: 17 LB   7.71 KG                      Carton volume: 2.9 FT<sup>3</sup>   0.08 MT<sup>3</sup></p>	Ergonomic features: C	<b>1110</b>	379	403	423	447	485	520	555	586	624	660	709	778
		<b>OVERALL DIMENSIONS</b> W D H			<b>SEAT DIMENSIONS</b> W D H			<b>BACK DIMENSIONS</b> W H						

FLAP



model 6775

STANDARD FEATURES

- A modern, high quality, lightweight, all polymer folding chair intended for use indoors or outdoors.
- Products must be stored inside during extreme and inclement weather. See Global's Outdoor Furniture warranty for additional information.
- Weather resistant, UV resistant, stain resistant, 100% non-ferrous, and recyclable design that is 1:10 bleach solution cleanable.
- Chair legs are equipped with translucent non-marking glides as standard. Suitable for outdoor environments, carpet and hard surface flooring.
- Chairs are stocked in two colors: Alloy (ALY) and Milk (MLK).
- No upholstery options available.
- Active weight capacity for this series is 275 lbs.
- Single chair folds flat to 2.2" (55 mm).
- Flap achieves its strength and durability from glass filled polymer. Evidence of this material may be visible on the surface and is often more evident on darker colors.
- The Flap wall hook (model 6776), sold individually, supports up to two folded Flap chairs. This Milk (MLK) colored plastic hook mounts on walls or inside closets/wardrobe cabinets providing easy access to extra seating. Two chairs on wall hook measure 7.3" deep (185 mm) off wall. Mounting hardware not included. Recommended mounting into stud.
- Flap ganging brackets (model 6778) are sold 12 to a box. These frosted plastic brackets attach across two adjacent chairs, just above or below the seat to provide temporary ganging for organized events.
- The flap dolly (model 6777), ordered separately, supports up to 24 chairs folded and stacked flat. Includes strap to secure chairs for storage and transport.

Please add option codes in the following order

- **Model number**  
6775 Folding chair  
6776 Wall hook  
6777 Dolly  
6778 Ganging brackets
- **Color (chair only)**  
**(ALY)** Alloy  
**(MLK)** Milk

EXAMPLE FLAP ORDER CODE:

6775	ALY
Model #	Finish

DESCRIPTION	FEATURES	MODEL #	STANDARD TEXTILE GRADES
-------------	----------	---------	-------------------------



**Folding Chair**  
COM: N/A  
Unit weight: 12 LB | 5.5 KG  
Carton weight: 13.5 LB | 6.12 KG  
Carton volume: 3.2 FT<sup>3</sup> | 0.09 MT<sup>3</sup>

List price	
<b>6775</b>	250

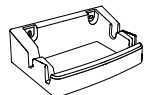
	OVERALL DIMENSIONS			SEAT DIMENSIONS			BACK DIMENSIONS	
	W	D	H	W	D	H	W	H
IN	19	21.5	33.5	16	16.5	18.5	18.5	16
MM	483	546	851	406	419	470	470	406

**RTA 00**  2 per carton (pricing and specifications are for one chair)

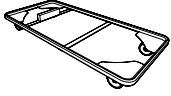



List price	
<b>6776</b>	60

	OVERALL DIMENSIONS			SEAT DIMENSIONS			BACK DIMENSIONS	
	W	D	H	W	D	H	W	H
IN	9	6	2.75	-	-	-	-	-
MM	229	152	70	-	-	-	-	-

**RTA 00**  1 per carton



**Flap Wall Hook**  
COM: N/A  
Unit weight: 0.37 LB | 0.2 KG  
Carton weight: 0.75 LB | 0.34 KG  
Carton volume: 0.2 FT<sup>3</sup> | 0.01 MT<sup>3</sup>

DESCRIPTION	FEATURES	MODEL#	STANDARD TEXTILE GRADES						
		List price							
		<b>6777</b>	788						
 <p><b>Dolly for Flap Folding Chairs</b>                      COM: N/A                      Unit weight: 20 LB   9.1 KG                      Carton weight: 23 LB   10.43 KG                      Carton volume: 4.5 FT³   0.12 MT³</p>	<p>Holds up to 24 Flap folded chairs.                      Includes tether strap.</p>	<b>OVERALL DIMENSIONS</b>			<b>SEAT DIMENSIONS</b>			<b>BACK DIMENSIONS</b>	
		<b>W</b>	<b>D</b>	<b>H</b>	<b>W</b>	<b>D</b>	<b>H</b>	<b>W</b>	<b>H</b>
		IN 20.75	44	5.25	-	-	-	-	-
		MM 527	1118	133	-	-	-	-	-
				<b>RTA 00</b>		1 per carton			
		List price							
		<b>6778</b>	212						
 <p><b>Flap Ganging Bracket (box of 12)</b>                      COM: N/A                      Unit weight: 0.25 LB   0.1 KG                      Carton weight: 0.29 LB   0.13 KG                      Carton volume: 0.4 FT³   0.01 MT³</p>		<b>OVERALL DIMENSIONS</b>			<b>SEAT DIMENSIONS</b>			<b>BACK DIMENSIONS</b>	
		<b>W</b>	<b>D</b>	<b>H</b>	<b>W</b>	<b>D</b>	<b>H</b>	<b>W</b>	<b>H</b>
		IN 4.75	2.75	2.37	-	-	-	-	-
		MM 121	70	60	-	-	-	-	-
				<b>RTA 00</b>		12 per carton (pricing and specifications are for box of 12)			

ISLANDS



model 4075





model 4076

STANDARD FEATURES

- Islands offers wood guest seating with contemporary styling.
- Two back styles: Upholstered back pad or horizontal wood slat back.
- Legs are equipped with White non-marking polypropylene glides. Suitable for both carpet and hard surface flooring.
- All cushions are fixed and non-removable.
- Does not stack.
- Upholstery options: fabric, vinyl or leather. Vinyl and leather models may feature stitch detail across the seat and/or back cushions, if applicable.

OPTIONAL FEATURES

- Frame available in Absolute (AAM), Black (BKM), Cherry (ACM), Espresso Cafe (ECM), English Oak (EOM), Fruitwood (TFM), Gray (HGM), Honey (AHM), Mahogany (TMM), Maple (AVM), Medium Walnut (MWM), Natural Walnut (NLW), Night (ASM), Noce Biondo (NBM), Noce Grigio (NGM), Noce Leggero (NEM), Noce Medio (NMM), Shaker Cherry (SKM), Walnut (TWM), WC Cream (WTM), White (VHM) and Winter Cherry (WCM). Please specify.

DESCRIPTION	FEATURES	MODEL #	STANDARD TEXTILE GRADES												
			1	2	3	4	5	6	7	8	9	10	11	12	
 <p>4075</p> <p><b>Armchair - Upholstered Back</b>                      COM: 1.5 YD   1.37 M                      Unit weight: 19 LB   8.6 KG                      Carton weight: 25 LB   11.34 KG                      Carton volume: 13.25 FT³   0.37 MT³</p>	<p>Leather stitch detail</p> <p>Does not stack.</p> <p>Ergonomic features: M, N</p>	<p>4075</p>	785	833	874	920	997	1067	1138	1199	1276	1348	1445	1583	
			<p><b>OVERALL DIMENSIONS</b></p>			<p><b>SEAT DIMENSIONS</b></p>			<p><b>BACK DIMENSIONS</b></p>						
			W	D	H	W	D	H	W	H					
			IN 24.5	23.5	32	20.5	18	18.5	19	13					
			MM 622	597	813	521	457	470	483	330					
		<p>RTA 00</p>	1 per carton												
 <p>4076</p> <p><b>Armchair - Horizontal Wood Slat Back</b>                      COM: 1 YD   0.91 M                      Unit weight: 19 LB   8.6 KG                      Carton weight: 25 LB   11.34 KG                      Carton volume: 13.25 FT³   0.37 MT³</p>	<p>Leather stitch detail</p> <p>Does not stack.</p> <p>Ergonomic features: M, N</p>	<p>4076</p>	850	882	909	940	991	1038	1085	1126	1177	1225	1290	1382	
			<p><b>OVERALL DIMENSIONS</b></p>			<p><b>SEAT DIMENSIONS</b></p>			<p><b>BACK DIMENSIONS</b></p>						
			W	D	H	W	D	H	W	H					
			IN 24.5	23.5	32	20.5	18	18.5	19	13					
			MM 622	597	813	521	457	470	483	330					
		<p>RTA 00</p>	1 per carton												

KEY



model 2155









model 2151 & 2152

STANDARD FEATURES

- Round tube Chrome frame and sled base.
- Model 2151 cannot be ganged together or ganged with armless models.
- Model 2151 stacks 10 high on floor or dolly 2155.
- Model 2152 stacks 13 high on floor and 15 high on dolly 2155.
- Standard with Black glides.
- Chrome frame is standard. A Chrome frame is recommended when stacking chairs.
- Active weight capacity for this series is 200 lbs.
- Stacked chairs may leave frame impressions in chair(s) below.
- Black injection molded armcaps are standard on model 2151.
- Upholstery options: fabric or vinyl only. Vinyl models may feature stitch detail across the seat and/or back cushions, if applicable.

OPTIONAL FEATURES

- For hard surface floors, please specify opaque non-marking glides (**NM**). No upcharge.
- Frame is also available in Black (**TBL**), Tungsten (**TTU**) or Shadow (**TSH**), please specify. Add 10%.
- Hymnal pocket with elastic top is available, please specify (**HP**) suffix on product code when ordering. Add \$28.

DESCRIPTION	FEATURES	MODEL #	STANDARD TEXTILE GRADES													
			1	2	3	4	5	6	7	8	9	10	11	12		
 <p><b>Nesting Chair Sled Base</b> COM: 1 YD   0.91 M Unit weight: 14 LB   6.4 KG Carton weight: 17.17 LB   7.79 KG Carton volume: 13.75 FT³   0.38 MT³</p>	Stacks 10 high on floor or dolly.	2151	208	240	267	298	349	396	443	484	535	583	648	740		
			<b>OVERALL DIMENSIONS</b>			<b>SEAT DIMENSIONS</b>			<b>BACK DIMENSIONS</b>							
			<b>W</b>	<b>D</b>	<b>H</b>	<b>W</b>	<b>D</b>	<b>H</b>	<b>W</b>	<b>H</b>						
			IN 22.5 MM 572	23.5 597	30 762	16.5 419	16.5 419	18 457	18 457	13.5 343						
			<b>RTA 00</b> 3 per carton (pricing and specifications are for one chair)													
 <p><b>Nesting - Armless Chair</b> COM: 1 YD   0.91 M Unit weight: 11 LB   5 KG Carton weight: 14.17 LB   6.43 KG Carton volume: 13.75 FT³   0.38 MT³</p>	Stacks 13 high on floor. Stacks 15 high on dolly.	2152	185	217	244	275	326	373	420	461	512	560	625	717		
			<b>OVERALL DIMENSIONS</b>			<b>SEAT DIMENSIONS</b>			<b>BACK DIMENSIONS</b>							
			<b>W</b>	<b>D</b>	<b>H</b>	<b>W</b>	<b>D</b>	<b>H</b>	<b>W</b>	<b>H</b>						
			IN 18.5 MM 470	23.5 597	30 762	16.5 419	16.5 419	18 457	18 457	13.5 343						
			<b>RTA 00</b>  3 per carton (pricing and specifications are for one chair)													
 <p><b>Dolly</b> COM: N/A Unit weight: 8 LB   3.6 KG Carton weight: 11 LB   4.99 KG Carton volume: 7.5 FT³   0.21 MT³</p>	Accommodates up to 15 chairs.	2155	List price													
			190													
			<b>OVERALL DIMENSIONS</b>			<b>SEAT DIMENSIONS</b>			<b>BACK DIMENSIONS</b>							
			<b>W</b>	<b>D</b>	<b>H</b>	<b>W</b>	<b>D</b>	<b>H</b>	<b>W</b>	<b>H</b>						
IN 22 MM 559	26.5 673	18 457	-	-	-	-	-									
			<b>RTA 00</b>  1 per carton													
 <p><b>Ganging Clamp</b> COM: N/A Unit weight: 0.3 LB   0.13 KG Carton weight: 0.3 LB   0.14 KG Carton volume: 1 FT³   0.02 MT³</p>	Ganging 2152 & 2162 only.  Zinc-plated.	2156	List price													
			9													
			<b>OVERALL DIMENSIONS</b>			<b>SEAT DIMENSIONS</b>			<b>BACK DIMENSIONS</b>							
			<b>W</b>	<b>D</b>	<b>H</b>	<b>W</b>	<b>D</b>	<b>H</b>	<b>W</b>	<b>H</b>						
IN 3 MM 76	0.75 19	1 25	-	-	-	-	-									
			<b>RTA 00</b> Pricing and specifications are for one clamp													

LAYNE



model 8520T







model 8525T


STANDARD FEATURES

- Layne offers classic styling and value in a finely crafted wood framed side chair series.
- Frame construction is beechwood.
- Legs are equipped with White non-marking polypropylene glides. Suitable for both carpet and hard surface flooring.
- Offered in four back styles: fully upholstered, upholstered picture frame or vertical wood slat.
- Does not stack.
- Upholstery options: fabric, vinyl or leather. Vinyl and leather models may feature stitch detail across the seat and/or back cushions, if applicable.

OPTIONAL FEATURES

- Wood frames are available in Absolute (AAM), Black (BKM), Cherry (ACM), Espresso Cafe (ECM), English Oak (EOM), Fruitwood (TFM), Gray (HGM), Honey (AHM), Mahogany (TMM), Maple (AVM), Medium Walnut (MWM), Natural Walnut (NLW), Night (ASM), Noce Biondo (NBM), Noce Grigio (NGM), Noce Leggero (NEM), Noce Medio (NMM), Shaker Cherry (SKM), Walnut (TWM), WC Cream (WTM), White (WHM) and Winter Cherry (WCM). Please specify.

DESCRIPTION	FEATURES	MODEL #	STANDARD TEXTILE GRADES														
			1	2	3	4	5	6	7	8	9	10	11	12			
 <p><b>Armless Upholstered Side Chair</b> COM: 1 YD   0.91 M Unit weight: 15 LB   6.8 KG Carton weight: 21 LB   9.53 KG Carton volume: 13.25 FT³   0.37 MT³</p>	<p>Does not stack.</p> <p>Ergonomic features: M, N</p>	<p><b>RTA 00</b> 1 per carton</p>	8520T	1078	1110	1137	1168	1219	1266	1313	1354	1405	1453	1518	1610		
			<b>OVERALL DIMENSIONS</b>			<b>SEAT DIMENSIONS</b>			<b>BACK DIMENSIONS</b>								
			<b>W</b>	<b>D</b>	<b>H</b>	<b>W</b>	<b>D</b>	<b>H</b>	<b>W</b>	<b>H</b>							
			IN 22.75	24	33	19.5	19	18	19.5	15							
			MM 578	610	838	495	483	457	495	381							
 <p><b>Fully Upholstered Armchair</b> COM: 2.5 YD   2.29 M Unit weight: 16 LB   7.3 KG Carton weight: 22 LB   9.98 KG Carton volume: 13.25 FT³   0.37 MT³</p>	<p>Does not stack.</p> <p>Ergonomic features: M, N</p>	<p><b>RTA 00</b> 1 per carton</p>	8521T	1249	1329	1397	1474	1602	1719	1837	1939	2067	2187	2349	2579		
			<b>OVERALL DIMENSIONS</b>			<b>SEAT DIMENSIONS</b>			<b>BACK DIMENSIONS</b>								
			<b>W</b>	<b>D</b>	<b>H</b>	<b>W</b>	<b>D</b>	<b>H</b>	<b>W</b>	<b>H</b>							
			IN 22.75	24	33	19.5	19	18	19.5	15							
			MM 578	610	838	495	483	457	495	381							
 <p><b>Picture Frame Armchair</b> COM: 1 YD   0.91 M Unit weight: 16 LB   7.3 KG Carton weight: 22 LB   9.98 KG Carton volume: 13.25 FT³   0.37 MT³</p>	<p>Does not stack.</p> <p>Ergonomic features: M, N</p>	<p><b>RTA 00</b> 1 per carton</p>	8522T	1356	1388	1415	1446	1497	1544	1591	1632	1683	1731	1796	1888		
			<b>OVERALL DIMENSIONS</b>			<b>SEAT DIMENSIONS</b>			<b>BACK DIMENSIONS</b>								
			<b>W</b>	<b>D</b>	<b>H</b>	<b>W</b>	<b>D</b>	<b>H</b>	<b>W</b>	<b>H</b>							
			IN 22.75	24	33	19.5	19	18	19.5	15							
			MM 578	610	838	495	483	457	495	381							
 <p><b>Upholstered Armchair</b> COM: 1 YD   0.91 M Unit weight: 16 LB   7.3 KG Carton weight: 22 LB   9.98 KG Carton volume: 13.25 FT³   0.37 MT³</p>	<p>Does not stack.</p> <p>Ergonomic features: M, N</p>	<p><b>RTA 00</b> 1 per carton</p>	8525T	1302	1334	1361	1392	1443	1490	1537	1578	1629	1677	1742	1834		
			<b>OVERALL DIMENSIONS</b>			<b>SEAT DIMENSIONS</b>			<b>BACK DIMENSIONS</b>								
			<b>W</b>	<b>D</b>	<b>H</b>	<b>W</b>	<b>D</b>	<b>H</b>	<b>W</b>	<b>H</b>							
			IN 22.75	24	33	19.5	19	18	19.5	15							
			MM 578	610	838	495	483	457	495	381							

DESCRIPTION	FEATURES	MODEL #	STANDARD TEXTILE GRADES											
			1	2	3	4	5	6	7	8	9	10	11	12
 <p><b>Vertical Wood Slat Armchair</b>                      COM: 1 YD   0.91 M                      Unit weight: 16 LB   7.3 KG                      Carton weight: 22 LB   9.98 KG                      Carton volume: 13.25 FT<sup>3</sup>   0.37 MT<sup>3</sup></p>	<p>Does not stack.</p> <p>Ergonomic features: M, N</p>	<b>8526T</b>	1349	1381	1408	1439	1490	1537	1584	1625	1676	1724	1789	1881
		OVERALL DIMENSIONS			SEAT DIMENSIONS			BACK DIMENSIONS						
			W	D	H	W	D	H	W	H				
			IN 22.75	24	33	19.5	19	18	19.5	15				
			MM 578	610	838	495	483	457	495	381				
		<b>RTA 00</b>	1 per carton											



LITE



model 5940



model 5944



Closed Loop Arms



model 5945






model 5951C






STANDARD FEATURES

- Lite is a modern series inspired by classic designs.
- Arms are standard in cantilevered or closed loop. Both are made from fiberglass reinforced nylon, available in Black only.
- Frame is heavy duty, equipped with Sytex™ high-strength polyester webbing suspension system for extra comfort.
- Cantilever frame models are 1" diameter 12 gauge tubular steel.
- Four-legged frames are 1" diameter 12 gauge tubular steel front legs and 7/8" diameter 14 gauge tubular steel rear legs, depending on the model.
- Glides are non-marking polypropylene (NM) suitable for both carpet and hard surface flooring.
- All models are rated for active user load of 300 lb. per seat.
- Dual wheel carpet casters (C82) are standard on caster models.
- Upholstery options (upholstered models): fabric, vinyl or leather. Vinyl and leather models may feature stitch detail across the seat and/or back cushions, if applicable.

OPTIONAL FEATURES

- Mesh models are available in any of the 24 standard Vue Mesh colors. Seat and back will be the same color mesh. Please specify color: Sandy Beach (VU10), Desert Sand (VU11), Orange Sunset (VU12), Chocolate Fountain (VU13), Arctic Blue (VU14), Quarry Grey (VU15), Tidal Wave (VU16), Ivy Moss (VU17), Red Rose (VU18), Coal Black (VU19), White (VU20), Lime (VU21), Chartreuse (VU23), Pool Blue (VU26), Sky (VU28), Ice (VU30), Primary Blue (VU32), Tangerine (VU34), Paprika (VU37), Grain (VU40), Yellow (VU43), Silver Grey (VU55), Silver (VU63), Hot Pink (VU65) and Red Mittens (VU70).
- A selection of glide options is available for four-legged chairs (models 5940, 5941, 5942, 5950, 5951 and 5952). Glides must be chosen to best suit flooring type and site conditions. For more information, please refer to the glide section (page 357).
- Glides with felt pads (FG) are available for vinyl sheet, cork or laminate flooring, please specify. Add \$43.
- Glides with rubber pads (RG) are available for vinyl, hardwood, laminate, stone or ceramic flooring, please specify. Add \$43.
- For hard surface flooring casters, please specify (C9R). Add \$21.
- For leg frame finish options, please see page 378. Upcharges apply for plated finishes:
  - (CHM) Chrome. Add \$68.
  - (BCH) Brushed Chrome. Add \$88 for four-legged frame. Add \$102 for four-legged w/casters. Add \$210 for cantilever frame.
  - (SBR) Satin Brass. Add \$186 for four-legged frame. Add \$188 for four-legged w/casters. Add \$316 for cantilever frame.
  - (ACO) Antique Copper. Add \$186 for four-legged frame. Add \$188 for four-legged w/casters. Add \$316 for cantilever frame.

DESCRIPTION	FEATURES	MODEL #	STANDARD TEXTILE GRADES						
 <p><b>Four-Legged Frame Armless</b> COM: N/A Unit weight: 20 LB   9.1 KG Carton weight: 28.5 LB   12.93 KG Carton volume: 15.5 FT³   0.43 MT³</p>		<p>List price</p> <p><b>5940</b> 650</p>							
			<b>OVERALL DIMENSIONS</b>			<b>SEAT DIMENSIONS</b>			<b>BACK DIMENSIONS</b>
		<b>W</b>	<b>D</b>	<b>H</b>	<b>W</b>	<b>D</b>	<b>H</b>	<b>W</b>	<b>H</b>
		IN 21.75	24.75	34.25	20	17	19	19	16
		MM 552	629	870	508	432	483	483	406
		<b>RTA 00</b>	1 per carton						
 <p><b>Four-Legged Frame Armless w/Casters</b> COM: N/A Unit weight: 20 LB   9.1 KG Carton weight: 28.5 LB   12.93 KG Carton volume: 15.5 FT³   0.43 MT³</p>		<p>List price</p> <p><b>5940C</b> 735</p>							
			<b>OVERALL DIMENSIONS</b>			<b>SEAT DIMENSIONS</b>			<b>BACK DIMENSIONS</b>
		<b>W</b>	<b>D</b>	<b>H</b>	<b>W</b>	<b>D</b>	<b>H</b>	<b>W</b>	<b>H</b>
		IN 21.5	24.75	34.25	20	17	19	19	16
		MM 546	629	870	508	432	483	483	406
		<b>RTA 00</b>	1 per carton						
 <p><b>Four-Legged Frame w/Cantilever Arms</b> COM: N/A Unit weight: 21 LB   9.5 KG Carton weight: 29.5 LB   13.38 KG Carton volume: 15.5 FT³   0.43 MT³</p>		<p>List price</p> <p><b>5941</b> 735</p>							
			<b>OVERALL DIMENSIONS</b>			<b>SEAT DIMENSIONS</b>			<b>BACK DIMENSIONS</b>
		<b>W</b>	<b>D</b>	<b>H</b>	<b>W</b>	<b>D</b>	<b>H</b>	<b>W</b>	<b>H</b>
		IN 24	25.5	34.25	20	17	19	19	16
		MM 610	648	870	508	432	483	483	406
		<b>RTA 00</b>	1 per carton						

DESCRIPTION	FEATURES	MODEL#	STANDARD TEXTILE GRADES								
 <p><b>Four-Legged Frame w/Cantilever Arms &amp; Casters</b>                      COM: N/A                      Unit weight: 21 LB   9.5 KG                      Carton weight: 29.5 LB   13.38 KG                      Carton volume: 15.5 FT³   0.43 MT³</p>			List price								
	5941C	822									
				OVERALL DIMENSIONS			SEAT DIMENSIONS			BACK DIMENSIONS	
				W	D	H	W	D	H	W	H
			IN 24	25.5	34.25	20	17	19	19	16	
			MM 610	648	870	508	432	483	483	406	
			RTA 00		1 per carton						
 <p><b>Four-Legged Frame w/Loop Arms</b>                      COM: N/A                      Unit weight: 21 LB   9.5 KG                      Carton weight: 29.5 LB   13.38 KG                      Carton volume: 15.5 FT³   0.43 MT³</p>			List price								
	5942	735									
				OVERALL DIMENSIONS			SEAT DIMENSIONS			BACK DIMENSIONS	
				W	D	H	W	D	H	W	H
			IN 23.75	25.5	34.25	20	17	19	19	16	
			MM 603	648	870	508	432	483	483	406	
			RTA 00		1 per carton						
 <p><b>Four-Legged Frame w/Loop Arms &amp; Casters</b>                      COM: N/A                      Unit weight: 21 LB   9.5 KG                      Carton weight: 29.5 LB   13.38 KG                      Carton volume: 15.5 FT³   0.43 MT³</p>			List price								
	5942C	822									
				OVERALL DIMENSIONS			SEAT DIMENSIONS			BACK DIMENSIONS	
				W	D	H	W	D	H	W	H
			IN 23.75	25.5	34.25	20	17	19	19	16	
			MM 603	648	870	508	432	483	483	406	
			RTA 00		1 per carton						
 <p><b>Cantilever Frame Armless</b>                      COM: N/A                      Unit weight: 21 LB   9.5 KG                      Carton weight: 29.5 LB   13.38 KG                      Carton volume: 15.5 FT³   0.43 MT³</p>			List price								
	5943	692									
				OVERALL DIMENSIONS			SEAT DIMENSIONS			BACK DIMENSIONS	
				W	D	H	W	D	H	W	H
			IN 21.75	23.5	34.25	20	17	19	19	16	
			MM 552	597	870	508	432	483	483	406	
			RTA 00		1 per carton						
 <p><b>Cantilever Frame w/Cantilever Arms</b>                      COM: N/A                      Unit weight: 27 LB   12.3 KG                      Carton weight: 35.5 LB   16.1 KG                      Carton volume: 15.5 FT³   0.43 MT³</p>			List price								
	5944	779									
				OVERALL DIMENSIONS			SEAT DIMENSIONS			BACK DIMENSIONS	
				W	D	H	W	D	H	W	H
			IN 24	23.5	34.25	20	17	19	19	16	
			MM 610	597	870	508	432	483	483	406	
			RTA 00		1 per carton						

DESCRIPTION FEATURES MODEL# STANDARD TEXTILE GRADES



**Cantilever Frame w/Loop Arms**  
 COM: N/A  
 Unit weight: 27 LB | 12.3 KG  
 Carton weight: 35.5 LB | 16.1 KG  
 Carton volume: 15.5 FT³ | 0.43 MT³

List price							
<b>5945</b>	779						
OVERALL DIMENSIONS			SEAT DIMENSIONS			BACK DIMENSIONS	
W	D	H	W	D	H	W	H
IN 23.75	23.5	34.25	20	17	19	19	16
MM 603	597	870	508	432	483	483	406
<b>RTA 00</b>	1 per carton						



**Upholstered Four-Legged Frame Armless**  
 COM: 1.5 YD | 1.37 M  
 Unit weight: 20 LB | 9.1 KG  
 Carton weight: 28.5 LB | 12.93 KG  
 Carton volume: 15.5 FT³ | 0.43 MT³

<b>5950</b>	532	580	621	667	744	814	885	946	1023	1095	1192	1330
OVERALL DIMENSIONS			SEAT DIMENSIONS			BACK DIMENSIONS						
W	D	H	W	D	H	W	H					
IN 21.75	24.75	34.25	20	17	19	19	16					
MM 552	629	870	508	432	483	483	406					
<b>RTA 00</b>	1 per carton											



**Upholstered Four-Legged Frame Armless w/Casters**  
 COM: 1.5 YD | 1.37 M  
 Unit weight: 20 LB | 9.1 KG  
 Carton weight: 28.5 LB | 12.93 KG  
 Carton volume: 15.5 FT³ | 0.43 MT³

<b>5950C</b>	620	668	709	755	832	902	973	1034	1111	1183	1280	1418
OVERALL DIMENSIONS			SEAT DIMENSIONS			BACK DIMENSIONS						
W	D	H	W	D	H	W	H					
IN 21.5	24.75	34.25	20	17	19	19	16					
MM 546	629	870	508	432	483	483	406					
<b>RTA 00</b>	1 per carton											








**Upholstered Four-Legged Frame w/Cantilever Arms**  
 COM: 1.5 YD | 1.37 M  
 Unit weight: 21 LB | 9.5 KG  
 Carton weight: 29.5 LB | 13.38 KG  
 Carton volume: 15.5 FT³ | 0.43 MT³

<b>5951</b>	620	668	709	755	832	902	973	1034	1111	1183	1280	1418
OVERALL DIMENSIONS			SEAT DIMENSIONS			BACK DIMENSIONS						
W	D	H	W	D	H	W	H					
IN 24	25.5	34.25	20	17	19	19	16					
MM 610	648	870	508	432	483	483	406					
<b>RTA 00</b>	1 per carton											



**Uph. Four-Legged Frame w/Cantilever Arms & Casters**  
 COM: 1.5 YD | 1.37 M  
 Unit weight: 21 LB | 9.5 KG  
 Carton weight: 29.5 LB | 13.38 KG  
 Carton volume: 15.5 FT³ | 0.43 MT³

<b>5951C</b>	707	755	796	842	919	989	1060	1121	1198	1270	1367	1505
OVERALL DIMENSIONS			SEAT DIMENSIONS			BACK DIMENSIONS						
W	D	H	W	D	H	W	H					
IN 24	25.5	34.25	20	17	19	19	16					
MM 610	648	870	508	432	483	483	406					
<b>RTA 00</b>	1 per carton											

DESCRIPTION	FEATURES	MODEL#	STANDARD TEXTILE GRADES											
			1	2	3	4	5	6	7	8	9	10	11	12
 <p><b>Upholstered Four-Legged Frame w/Loop Arms</b>                      COM: 1.5 YD   1.37 M                      Unit weight: 21 LB   9.5 KG                      Carton weight: 29.5 LB   13.38 KG                      Carton volume: 15.5 FT³   0.43 MT³</p>		5952	620	668	709	755	832	902	973	1034	1111	1183	1280	1418
			<b>OVERALL DIMENSIONS</b>			<b>SEAT DIMENSIONS</b>			<b>BACK DIMENSIONS</b>					
			<b>W</b>	<b>D</b>	<b>H</b>	<b>W</b>	<b>D</b>	<b>H</b>	<b>W</b>	<b>H</b>				
			IN 23.75	25.5	34.25	20	17	19	19	16				
			MM 603	648	870	508	432	483	483	406				
		<b>RTA 00</b>	1 per carton											
 <p><b>Upholstered Four-Legged Frame w/Loop Arms &amp; Casters</b>                      COM: 1.5 YD   1.37 M                      Unit weight: 21 LB   9.5 KG                      Carton weight: 29.5 LB   13.38 KG                      Carton volume: 15.5 FT³   0.43 MT³</p>		5952C	707	755	796	842	919	989	1060	1121	1198	1270	1367	1505
			<b>OVERALL DIMENSIONS</b>			<b>SEAT DIMENSIONS</b>			<b>BACK DIMENSIONS</b>					
			<b>W</b>	<b>D</b>	<b>H</b>	<b>W</b>	<b>D</b>	<b>H</b>	<b>W</b>	<b>H</b>				
			IN 23.75	25.5	34.25	20	17	19	19	16				
			MM 603	648	870	508	432	483	483	406				
		<b>RTA 00</b>	1 per carton											
 <p><b>Upholstered Cantilever Frame Armless</b>                      COM: 1.5 YD   1.37 M                      Unit weight: 21 LB   9.5 KG                      Carton weight: 29.5 LB   13.38 KG                      Carton volume: 15.5 FT³   0.43 MT³</p>		5953	576	624	665	711	788	858	929	990	1067	1139	1236	1374
			<b>OVERALL DIMENSIONS</b>			<b>SEAT DIMENSIONS</b>			<b>BACK DIMENSIONS</b>					
			<b>W</b>	<b>D</b>	<b>H</b>	<b>W</b>	<b>D</b>	<b>H</b>	<b>W</b>	<b>H</b>				
			IN 21.75	23.5	34.25	20	17	19	19	16				
			MM 552	597	870	508	432	483	483	406				
		<b>RTA 00</b>	1 per carton											
 <p><b>Upholstered Cantilever Frame w/Cantilever Arms</b>                      COM: 1.5 YD   1.37 M                      Unit weight: 27 LB   12.3 KG                      Carton weight: 35.5 LB   16.1 KG                      Carton volume: 15.5 FT³   0.43 MT³</p>		5954	664	712	753	799	876	946	1017	1078	1155	1227	1324	1462
			<b>OVERALL DIMENSIONS</b>			<b>SEAT DIMENSIONS</b>			<b>BACK DIMENSIONS</b>					
			<b>W</b>	<b>D</b>	<b>H</b>	<b>W</b>	<b>D</b>	<b>H</b>	<b>W</b>	<b>H</b>				
			IN 24	23.5	34.25	20	17	19	19	16				
			MM 610	597	870	508	432	483	483	406				
		<b>RTA 00</b>	1 per carton											
 <p><b>Upholstered Cantilever Frame w/Loop Arms</b>                      COM: 1.5 YD   1.37 M                      Unit weight: 27 LB   12.3 KG                      Carton weight: 35.5 LB   16.1 KG                      Carton volume: 15.5 FT³   0.43 MT³</p>		5955	664	712	753	799	876	946	1017	1078	1155	1227	1324	1462
			<b>OVERALL DIMENSIONS</b>			<b>SEAT DIMENSIONS</b>			<b>BACK DIMENSIONS</b>					
			<b>W</b>	<b>D</b>	<b>H</b>	<b>W</b>	<b>D</b>	<b>H</b>	<b>W</b>	<b>H</b>				
			IN 23.75	23.5	34.25	20	17	19	19	16				
			MM 603	597	870	508	432	483	483	406				
		<b>RTA 00</b>	1 per carton											

LOCUST






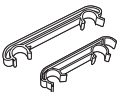
model 2121

STANDARD FEATURES

- Designed for reception and casual work areas.
- Stacks 6 high on floor or FP15 dolly.
- Standard glide is Black polypropylene.
- Standard with soft, durable, Black self-skinned urethane (SSU) armcaps that are warm to the touch.
- Upholstery options: fabric or vinyl only. Vinyl models may feature stitch detail across the seat and/or back cushions, if applicable.

OPTIONAL FEATURES

- Frames are available in textured Sandtex finishes: Black (TBL), Chrome (CHM), Shadow (TSH) or Tungsten (TTU). No upcharge.
- A selection of glide options is available. Glides must be chosen to best suit flooring type and site conditions. For more information, please refer to the glide section (page 357).
- Glides with felt pads (FG) are available for vinyl sheet, cork or laminate flooring, please specify. Add \$43.
- Glides with rubber pads (RG) are available for vinyl, hardwood, laminate, stone or ceramic flooring, please specify. Add \$43.
- Steel cushioned self-leveling glides (B) are available on all models (adds 0.5" to seat height), please specify. Add \$17.

DESCRIPTION	FEATURES	MODEL #	STANDARD TEXTILE GRADES													
			1	2	3	4	5	6	7	8	9	10	11	12		
 <p><b>Stacking Armchair SSU Arms</b> COM: 1 YD   0.91 M Unit weight: 15 LB   6.8 KG Carton weight: 17.67 LB   8.01 KG Carton volume: 13.75 FT<sup>3</sup>   0.38 MT<sup>3</sup></p>	Stacks 6 high on floor or on dolly.	<b>2121</b>	350	382	409	440	491	538	585	626	677	725	790	882		
		<b>OVERALL DIMENSIONS</b>			<b>SEAT DIMENSIONS</b>			<b>BACK DIMENSIONS</b>								
		W D H			W D H			W H								
		IN 23 22 32			19 18 18			19 14								
		MM 584 559 813			483 457 457			483 356								
		<b>RTA 00</b>	3 per carton (pricing and specifications are for one chair)													
 <p><b>Stacking Chair Armless</b> COM: 1 YD   0.91 M Unit weight: 12 LB   5.5 KG Carton weight: 14.67 LB   6.65 KG Carton volume: 13.75 FT<sup>3</sup>   0.38 MT<sup>3</sup></p>	Stacks 6 high on floor or on dolly.	<b>2122</b>	254	286	313	344	395	442	489	530	581	629	694	786		
		<b>OVERALL DIMENSIONS</b>			<b>SEAT DIMENSIONS</b>			<b>BACK DIMENSIONS</b>								
		W D H			W D H			W H								
		IN 20 22 32			19 18 18			19 14								
		MM 508 559 813			483 457 457			483 356								
		<b>RTA 00</b>	3 per carton (pricing and specifications are for one chair)													
		List price														
		<b>FP15</b>	176													
 <p><b>Chair Dolly</b> COM: N/A Unit weight: 6.5 LB   2.94 KG Carton weight: 6.5 LB   2.95 KG Carton volume: 1.5 FT<sup>3</sup>   0.04 MT<sup>3</sup></p>		<b>2131</b>	20.25	21.5	3.75	-	-	-	-	-	-	-	-	-		
		<b>OVERALL DIMENSIONS</b>			<b>SEAT DIMENSIONS</b>			<b>BACK DIMENSIONS</b>								
		W D H			W D H			W H								
		IN 20.25 21.5 3.75			-			-								
		MM 514 546 95			-			-								
		<b>RTA 00</b>	1 per carton													
		List price														
		<b>2131</b>	6													
 <p><b>Snap On Ganging Brackets - Set of 2</b> COM: N/A Unit weight: 0.07 LB   N/A KG Carton weight: 0.59 LB   0.27 KG Carton volume: 1 FT<sup>3</sup>   0.02 MT<sup>3</sup></p>		<b>2131</b>	0.87	7.75	1.5	-	-	-	-	-	-	-	-	-		
		<b>OVERALL DIMENSIONS</b>			<b>SEAT DIMENSIONS</b>			<b>BACK DIMENSIONS</b>								
		W D H			W D H			W H								
		IN 0.87 7.75 1.5			-			-								
		MM 22 197 38			-			-								
		<b>RTA 00</b>	Pricing is for the set, specifications are for one bracket													

MARCHE



model 8624 (BCH)






model 8621 (CHM)





STANDARD FEATURES

- A contemporary wood seating series.
- Legs are standard in Black with Black non-marking glides.
- Does not stack.
- Upholstery options: fabric, vinyl or leather. Vinyl and leather models may feature stitch detail across the seat and/or back cushions, if applicable.

OPTIONAL FEATURES

- Wood backs are available in Absolute (AAM), Black (BKM), Cherry (ACM), Cream (WTM), Espresso Cafe (ECM), English Oak (EOM), Fruitwood (TFM), Gray (HGM), Honey (AHM), Mahogany (TMM), Maple (AVM), Medium Walnut (MWM), Night (ASM), Noce Biondo (NBM), Noce Grigio (NGM), Noce Leggero (NEM), Noce Medio (NMM), Shaker Cherry (SKM), Walnut (TWM), White (WHM) and Winter Cherry (WCM). Please specify.
- Optional leg finishes are available: (TTU) Tungsten. No upcharge. (CHM) Chrome. Add \$59. (BCH) Brushed Chrome. Add \$59.

DESCRIPTION	FEATURES	MODEL #	STANDARD TEXTILE GRADES											
			1	2	3	4	5	6	7	8	9	10	11	12
 <p><b>Side Chair w/Open Wood Back</b> COM: 1 YD   0.91 M Unit weight: 20 LB   9.1 KG Carton weight: 27 LB   12.25 KG Carton volume: 11.25 FT<sup>3</sup>   0.31 MT<sup>3</sup></p>	Does not stack.	8621	830	862	889	920	971	1018	1065	1106	1157	1205	1270	1362
			<b>OVERALL DIMENSIONS</b>			<b>SEAT DIMENSIONS</b>			<b>BACK DIMENSIONS</b>					
			W	D	H	W	D	H	W	H				
			IN	20	21	31.5	19	16.5	19	19	12.5			
			MM	508	533	800	483	419	483	483	318			
		RTA 00	1 per carton											
 <p><b>Side Chair w/Closed Upholstered Wood Back</b> COM: 2.25 YD   2.06 M Unit weight: 20 LB   9.1 KG Carton weight: 27 LB   12.25 KG Carton volume: 11.25 FT<sup>3</sup>   0.31 MT<sup>3</sup></p>	Does not stack.	8622	881	953	1014	1084	1198	1304	1410	1502	1617	1725	1871	2078
			<b>OVERALL DIMENSIONS</b>			<b>SEAT DIMENSIONS</b>			<b>BACK DIMENSIONS</b>					
			W	D	H	W	D	H	W	H				
			IN	20	21	31.5	19	16.5	19	19	12.5			
			MM	508	533	800	483	419	483	483	318			
		RTA 00	1 per carton											
 <p><b>Side Chair w/Closed Wood Back</b> COM: 1 YD   0.91 M Unit weight: 20 LB   9.1 KG Carton weight: 27 LB   12.25 KG Carton volume: 11.25 FT<sup>3</sup>   0.31 MT<sup>3</sup></p>	Does not stack.	8624	830	862	889	920	971	1018	1065	1106	1157	1205	1270	1362
			<b>OVERALL DIMENSIONS</b>			<b>SEAT DIMENSIONS</b>			<b>BACK DIMENSIONS</b>					
			W	D	H	W	D	H	W	H				
			IN	20	21	31.5	19	16.5	19	19	12.5			
			MM	508	533	800	483	419	483	483	318			
		RTA 00	1 per carton											
 <p><b>Counter Stool w/Open Wood Back</b> COM: 1 YD   0.91 M Unit weight: 25 LB   11.4 KG Carton weight: 32 LB   14.51 KG Carton volume: 13 FT<sup>3</sup>   0.36 MT<sup>3</sup></p>	Does not stack.	8621S26	1106	1138	1165	1196	1247	1294	1341	1382	1433	1481	1546	1638
			<b>OVERALL DIMENSIONS</b>			<b>SEAT DIMENSIONS</b>			<b>BACK DIMENSIONS</b>					
			W	D	H	W	D	H	W	H				
			IN	20	21	38.5	19	16.5	26	19	12.5			
			MM	508	533	978	483	419	660	483	318			
		RTA 00	1 per carton											
 <p><b>Counter Stool w/Closed Upholstered Wood Back</b> COM: 2.25 YD   2.06 M Unit weight: 25 LB   11.4 KG Carton weight: 32 LB   14.51 KG Carton volume: 13 FT<sup>3</sup>   0.36 MT<sup>3</sup></p>	Does not stack.	8622S26	1154	1226	1287	1357	1471	1577	1683	1775	1890	1998	2144	2351
			<b>OVERALL DIMENSIONS</b>			<b>SEAT DIMENSIONS</b>			<b>BACK DIMENSIONS</b>					
			W	D	H	W	D	H	W	H				
			IN	20	21	38.5	19	16.5	26	19	12.5			
			MM	508	533	978	483	419	660	483	318			
		RTA 00	1 per carton											

DESCRIPTION	FEATURES	MODEL #	STANDARD TEXTILE GRADES											
			1	2	3	4	5	6	7	8	9	10	11	12
 <p><b>Counter Stool w/Closed Wood Back</b>                      COM: 1 YD   0.91 M                      Unit weight: 25 LB   11.4 KG                      Carton weight: 32 LB   14.51 KG                      Carton volume: 13 FT³   0.36 MT³</p>	Does not stack.	<b>8624S26</b>	1106	1138	1165	1196	1247	1294	1341	1382	1433	1481	1546	1638
			<b>OVERALL DIMENSIONS</b>			<b>SEAT DIMENSIONS</b>			<b>BACK DIMENSIONS</b>					
			<b>W</b>	<b>D</b>	<b>H</b>	<b>W</b>	<b>D</b>	<b>H</b>	<b>W</b>	<b>H</b>				
			IN 20 MM 508	21 533	38.5 978	19 483	16.5 419	26 660	19 483	12.5 318				
			<b>RTA 00</b>		1 per carton									
 <p><b>Barstool w/Open Wood Back</b>                      COM: 1 YD   0.91 M                      Unit weight: 30 LB   13.6 KG                      Carton weight: 38 LB   17.24 KG                      Carton volume: 14 FT³   0.39 MT³</p>	Does not stack.	<b>8621S30</b>	1106	1138	1165	1196	1247	1294	1341	1382	1433	1481	1546	1638
			<b>OVERALL DIMENSIONS</b>			<b>SEAT DIMENSIONS</b>			<b>BACK DIMENSIONS</b>					
			<b>W</b>	<b>D</b>	<b>H</b>	<b>W</b>	<b>D</b>	<b>H</b>	<b>W</b>	<b>H</b>				
			IN 20 MM 508	21 533	42.5 1080	19 483	16.5 419	30 762	19 483	12.5 318				
			<b>RTA 00</b>		1 per carton									
 <p><b>Barstool w/Closed Upholstered Wood Back</b>                      COM: 2.25 YD   2.06 M                      Unit weight: 30 LB   13.6 KG                      Carton weight: 38 LB   17.24 KG                      Carton volume: 14 FT³   0.39 MT³</p>	Does not stack.	<b>8622S30</b>	1154	1226	1287	1357	1471	1577	1683	1775	1890	1998	2144	2351
			<b>OVERALL DIMENSIONS</b>			<b>SEAT DIMENSIONS</b>			<b>BACK DIMENSIONS</b>					
			<b>W</b>	<b>D</b>	<b>H</b>	<b>W</b>	<b>D</b>	<b>H</b>	<b>W</b>	<b>H</b>				
			IN 20 MM 508	21 533	42.5 1080	19 483	16.5 419	30 762	19 483	12.5 318				
			<b>RTA 00</b>		1 per carton									
 <p><b>Barstool w/Closed Wood Back</b>                      COM: 1 YD   0.91 M                      Unit weight: 30 LB   13.6 KG                      Carton weight: 38 LB   17.24 KG                      Carton volume: 14 FT³   0.39 MT³</p>	Does not stack.	<b>8624S30</b>	1106	1138	1165	1196	1247	1294	1341	1382	1433	1481	1546	1638
			<b>OVERALL DIMENSIONS</b>			<b>SEAT DIMENSIONS</b>			<b>BACK DIMENSIONS</b>					
			<b>W</b>	<b>D</b>	<b>H</b>	<b>W</b>	<b>D</b>	<b>H</b>	<b>W</b>	<b>H</b>				
			IN 20 MM 508	21 533	42.5 1080	19 483	16.5 419	30 762	19 483	12.5 318				
			<b>RTA 00</b>		1 per carton									

MAYNE



model 8335T







model 8336T

STANDARD FEATURES

- Mayne offers classic styling and value in a finely crafted wood framed side chair.
- Frame construction is beechwood.
- Legs are equipped with White non-marking polypropylene glides. Suitable for both carpet and hard surface flooring.
- Offered in two back styles: upholstered back or vertical wood slat.
- Does not stack.
- Upholstery options: fabric, vinyl or leather. Vinyl and leather models may feature stitch detail across the seat and/or back cushions, if applicable.

OPTIONAL FEATURES

- Wood frame are available in Absolute (AAM), Black (BKM), Cherry (ACM), Espresso Cafe (ECM), English Oak (EOM), Fruitwood (TFM), Gray (HGM), Honey (AHM), Mahogany (TMM), Maple (AVM), Medium Walnut (MWM), Natural Walnut (NLW), Night (ASM), Noce Biondo (NBM), Noce Grigio (NGM), Noce Leggero (NEM), Noce Medio (NMM), Shaker Cherry (SKM), Walnut (TWM), WC Cream (WTM), White (WHM) and Winter Cherry (WCM). Please specify.

DESCRIPTION	FEATURES	MODEL #	STANDARD TEXTILE GRADES												
			1	2	3	4	5	6	7	8	9	10	11	12	
 <p><b>Upholstered Armchair</b> COM: 1 YD   0.91 M Unit weight: 21 LB   9.5 KG Carton weight: 27 LB   12.25 KG Carton volume: 13.25 FT<sup>3</sup>   0.37 MT<sup>3</sup></p>	<p>Does not stack.</p> <p>Ergonomic features: M, N</p>	<p><b>8335T</b></p>	1129	1161	1188	1219	1270	1317	1364	1405	1456	1504	1569	1661	
			<p><b>OVERALL DIMENSIONS</b></p>			<p><b>SEAT DIMENSIONS</b></p>			<p><b>BACK DIMENSIONS</b></p>						
			W	D	H	W	D	H	W	H					
			IN 23 MM 584	24.5 622	33 838	20.5 521	18 457	18.5 470	19 483	14 356					
			<p><b>RTA 00</b>  1 per carton</p>												
 <p><b>Vertical Wood Slat Armchair</b> COM: 1 YD   0.91 M Unit weight: 19 LB   8.6 KG Carton weight: 25 LB   11.34 KG Carton volume: 13.25 FT<sup>3</sup>   0.37 MT<sup>3</sup></p>	<p>Does not stack.</p> <p>Ergonomic features: M, N</p>	<p><b>8336T</b></p>	1107	1139	1166	1197	1248	1295	1342	1383	1434	1482	1547	1639	
			<p><b>OVERALL DIMENSIONS</b></p>			<p><b>SEAT DIMENSIONS</b></p>			<p><b>BACK DIMENSIONS</b></p>						
			W	D	H	W	D	H	W	H					
			IN 23 MM 584	24.5 622	33 838	20.5 521	18 457	18.5 470	19 483	14 356					
			<p><b>RTA 00</b>  1 per carton</p>												



MODA



model 6961

Moda Stacking Chairs



For Moda stacking chairs, see page 165.

STANDARD FEATURES

- Moda is an upscale, classic looking multi-purpose product, ideal for conference rooms, training, break out and collaboration areas as well as light-use tasking.
- Chairs are molded with a one-piece shell. Available in Night (**BLK**), Cloud (**IVC**) or Shadow (**SHW**).
- Chair frame consists of a polished aluminum chassis on four steel legs in a durable Chrome finish.
- Standard with nylon glides (**N1**), suitable for carpet, rubber or concrete flooring.
- Upholstery options: fabric, vinyl or leather. Vinyl and leather models may feature stitch detail across the seat and/or back cushions, if applicable.

OPTIONAL FEATURES



- All models are available with optional armcaps in Black self-skinned urethane (**SSU**), in Black, Clear Grey or White finish plastic, or in Butternut, Ebony or Walnut woodgrain to match leg finishes.
- Model 6961 armcaps can also be upholstered in the matching fabric, vinyl or leather.
- Adjustable swivel glides (**SL**) are available for uneven floors, please specify.
- Glides with felt pads (**FG**) are available for vinyl sheet, cork or laminate flooring, please specify. Add \$17.
- Glides with rubber pads (**RG**) are available for vinyl sheet, hardwood, laminate, stone or ceramic flooring, please specify. Add \$17.

Please add option codes in the following order:

- **Model number**  
**6960** Armchair  
**6961** Armchair w/upholstered seat
- **Textile**  
Specify textile code for seat (model 6961 only).
- **Shell finish** (no upcharge)  
**(BLK)** Night  
**(IVC)** Cloud  
**(SHW)** Shadow
- **Armcap finish**  
**(NC)** No armcaps.  
**(GC)** Clear Grey plastic. Add \$24.  
**(H3)** Black plastic. Add \$24.  
**(H4)** White plastic. Add \$24.  
**(SS)** Black SSU. Add \$47.  
**(BT)** Butternut woodgrain plastic. Add \$96.  
**(EB)** Ebony woodgrain plastic. Add \$96.  
**(WU)** Walnut woodgrain plastic. Add \$96.  
**(UP)** Upholstered (matches seat, model 6961 only). Add \$54.
- **Leg finish**  
**(CHM)** Chrome. No upcharge.  
**(TBL)** Black. Add \$72.  
**(TTU)** Tungsten. Add \$72.  
**(BT)** Butternut woodgrain. Add \$149.  
**(EB)** Ebony woodgrain. Add \$149.  
**(WU)** Walnut woodgrain. Add \$149.
- **Glide style** (no upcharge)  
**(ST)** Fixed.  
**(SL)** Adjustable swivel.
- **Glide type**  
**(N1)** Standard nylon. No upcharge.  
**(FG)** Felt. Add \$17.  
**(RG)** Rubber. Add \$17.

EXAMPLE MODA FOUR-LEGGED CHAIR ORDER CODE:

6961	-HD05	-IVC	-NC	-CHM	-ST	-N1
Model #	Textile	Shell	Armcaps	Legs	Glide style	Glide type

DESCRIPTION	FEATURES	MODEL #	STANDARD TEXTILE GRADES												
 <p><b>Four-Legged Armchair</b> COM: N/A Unit weight: 16 LB   7.3 KG Carton weight: 25 LB   11.34 KG Carton volume: 17.5 FT³   0.49 MT³</p>	Polypropylene seat & back.	List price													
		6960	690												
					<b>OVERALL DIMENSIONS</b> W D H IN 25 25 31 MM 635 635 787			<b>SEAT DIMENSIONS</b> W D H 20.5 18 16 521 457 406			<b>BACK DIMENSIONS</b> W H 20 15 508 381				
			<b>RTA 00</b>	1 per carton											
				1	2	3	4	5	6	7	8	9	10	11	12
 <p><b>Four-Legged Armchair</b> COM: 0.75 YD   0.69 M Unit weight: 19 LB   8.6 KG Carton weight: 28 LB   12.7 KG Carton volume: 17.5 FT³   0.49 MT³</p>	Upholstered seat/polypropylene back.	6961	812	836	856	880	918	953	988	1019	1057	1093	1142	1211	
					<b>OVERALL DIMENSIONS</b> W D H IN 25 25 31 MM 635 635 787			<b>SEAT DIMENSIONS</b> W D H 20.5 18 16.5 521 457 419			<b>BACK DIMENSIONS</b> W H 20 14.5 508 368				
					<b>RTA 00</b>	1 per carton									

MODA



model 6962

Moda Four-Legged Chairs



For Moda four-legged chairs, please see page 164.

STANDARD FEATURES

- Moda is an upscale, classic looking multi-purpose product, ideal for conference rooms, training, break out and collaboration areas as well as light-use tasking.
- Chairs are molded with a one-piece shell. Available in Night (BLK), Cloud (IVC) or Shadow (SHW).
- Chair frame consists of 0.5" diameter solid steel rod available exclusively in a durable Chrome finish.
- Chairs can be ganged together using ganging clamp set 6970, providing min. 0.25" space between chairs.
- Standard with shell-matching nylon glides (N1), suitable for carpet, rubber or concrete flooring.
- Upholstery options: fabric, vinyl or leather. Vinyl and leather models may feature stitch detail across the seat and/or back cushions, if applicable.

OPTIONAL FEATURES

- All models are available with optional armcaps in Black self-skinned urethane (SSU), or in Black, Clear Grey or White finish plastic.
- Model 6963 armcaps can also be upholstered in the matching fabric, vinyl or leather.
- Glides with felt pads (FG) are available for vinyl sheet, cork or laminate flooring, please specify. Add \$17.
- Glides with rubber pads (RG) are available for vinyl sheet, hardwood, laminate, stone or ceramic flooring, please specify. Add \$17.

Please add option codes in the following order:

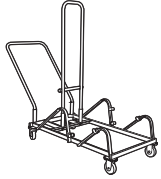
- **Model number**  
6962 Armchair  
6963 Armchair w/upholstered seat
- **Textile**  
Specify textile code for seat (model 6963 only).
- **Shell finish** (no upcharge)  
(BLK) Night  
(IVC) Cloud  
(SHW) Shadow
- **Glides**  
(N1) Standard nylon. No upcharge.  
(FG) Felt. Add \$17.  
(RG) Rubber. Add \$17.
- **Armcap finish**  
(NC) No armcaps.  
(SS) Black SSU. Add \$47.  
(GC) Clear Grey plastic. Add \$24.  
(H3) Black plastic. Add \$24.  
(H4) White plastic. Add \$24.  
(UP) Upholstered (matches seat, model 6963 only). Add \$54.

EXAMPLE MODA STACKING CHAIR ORDER CODE:

6963	-HD05	-IVC	-N1	-NC
Model #	Textile	Shell	Glides	Armcaps

DESCRIPTION	FEATURES	MODEL #	STANDARD TEXTILE GRADES																																																																	
<p><b>Armchair, Sled Base</b> COM: N/A Unit weight: 16 LB   7.3 KG Carton weight: 20.5 LB   9.3 KG Carton volume: 17.5 FT³   0.49 MT³</p>	<p>Polypropylene seat &amp; back.</p> <p>Stacks 5 high on floor. Stacks 14 high on dolly.</p>	List price																																																																		
		6962	596																																																																	
				<table border="1"> <thead> <tr> <th rowspan="2"></th> <th colspan="3">OVERALL DIMENSIONS</th> <th colspan="3">SEAT DIMENSIONS</th> <th colspan="2">BACK DIMENSIONS</th> </tr> <tr> <th>W</th> <th>D</th> <th>H</th> <th>W</th> <th>D</th> <th>H</th> <th>W</th> <th>H</th> </tr> </thead> <tbody> <tr> <td>IN</td> <td>25</td> <td>25</td> <td>31</td> <td>20.5</td> <td>18</td> <td>16</td> <td>20</td> <td>15</td> </tr> <tr> <td>MM</td> <td>635</td> <td>635</td> <td>787</td> <td>521</td> <td>457</td> <td>406</td> <td>508</td> <td>381</td> </tr> </tbody> </table>				OVERALL DIMENSIONS			SEAT DIMENSIONS			BACK DIMENSIONS		W	D	H	W	D	H	W	H	IN	25	25	31	20.5	18	16	20	15	MM	635	635	787	521	457	406	508	381	<p><b>RTA 00</b> 2 per carton (pricing and specifications are for one chair)</p> <table border="1"> <thead> <tr> <th></th> <th>1</th> <th>2</th> <th>3</th> <th>4</th> <th>5</th> <th>6</th> <th>7</th> <th>8</th> <th>9</th> <th>10</th> <th>11</th> <th>12</th> </tr> </thead> <tbody> <tr> <td>6963</td> <td>716</td> <td>740</td> <td>760</td> <td>784</td> <td>822</td> <td>857</td> <td>892</td> <td>923</td> <td>961</td> <td>997</td> <td>1046</td> <td>1115</td> </tr> </tbody> </table>				1	2	3	4	5	6	7	8	9	10	11	12	6963	716	740	760	784	822	857	892	923	961	997
	OVERALL DIMENSIONS			SEAT DIMENSIONS				BACK DIMENSIONS																																																												
	W	D	H	W	D	H	W	H																																																												
IN	25	25	31	20.5	18	16	20	15																																																												
MM	635	635	787	521	457	406	508	381																																																												
	1	2	3	4	5	6	7	8	9	10	11	12																																																								
6963	716	740	760	784	822	857	892	923	961	997	1046	1115																																																								
		<table border="1"> <thead> <tr> <th rowspan="2"></th> <th colspan="3">OVERALL DIMENSIONS</th> <th colspan="3">SEAT DIMENSIONS</th> <th colspan="2">BACK DIMENSIONS</th> </tr> <tr> <th>W</th> <th>D</th> <th>H</th> <th>W</th> <th>D</th> <th>H</th> <th>W</th> <th>H</th> </tr> </thead> <tbody> <tr> <td>IN</td> <td>25</td> <td>25</td> <td>31</td> <td>20.5</td> <td>18</td> <td>16.5</td> <td>20</td> <td>14.5</td> </tr> <tr> <td>MM</td> <td>635</td> <td>635</td> <td>787</td> <td>521</td> <td>457</td> <td>419</td> <td>508</td> <td>368</td> </tr> </tbody> </table>				OVERALL DIMENSIONS			SEAT DIMENSIONS			BACK DIMENSIONS		W	D	H	W	D	H	W	H	IN	25	25	31	20.5	18	16.5	20	14.5	MM	635	635	787	521	457	419	508	368	<p><b>RTA 00</b> 2 per carton (pricing and specifications are for one chair)</p>																												
	OVERALL DIMENSIONS			SEAT DIMENSIONS			BACK DIMENSIONS																																																													
	W	D	H	W	D	H	W	H																																																												
IN	25	25	31	20.5	18	16.5	20	14.5																																																												
MM	635	635	787	521	457	419	508	368																																																												

DESCRIPTION	FEATURES	MODEL#	STANDARD TEXTILE GRADES
-------------	----------	--------	-------------------------



**Medium Density Dolly**

COM: N/A  
 Unit weight: 43 LB | 19.5 KG  
 Carton weight: 60 LB | 27.22 KG  
 Carton volume: 13.25 FT³ | 0.37 MT³

Can stack chairs up to 14 high.  
 For upholstered models, can stack chairs up to 8 high.

List price							
6969	923						
OVERALL DIMENSIONS			SEAT DIMENSIONS			BACK DIMENSIONS	
W	D	H	W	D	H	W	H
IN 25	63	36.75	-	-	-	-	-
MM 635	1600	933	-	-	-	-	-
RTA 1		1 per carton					



**Ganging Clamps - Set of 2**

COM: N/A  
 Unit weight: 0.13 LB | 0.1 KG  
 Carton weight: 0.3 LB | 0.14 KG  
 Carton volume: 0.3 FT³ | 0.01 MT³

List price							
6970	42						
OVERALL DIMENSIONS			SEAT DIMENSIONS			BACK DIMENSIONS	
W	D	H	W	D	H	W	H
IN 3	1.5	0.75	-	-	-	-	-
MM 76	38	19	-	-	-	-	-
RTA 00		courier Pricing is for the set, specifications are for one clamp					

POPCORN



model 6711



model 6712



Hand Hold Feature



model 6741TR



	Popcorn Chair Stacking Capability		Popcorn Stool Stacking Capability	
	Stacking on floor	Stacking on dolly	Stacking on floor	Stacking on dolly
<b>Armless</b>				
Polypropylene seat	up to 10 high	up to 34 high	up to 8 high	N/A
Upholstered seat	up to 8 high	up to 15 high	up to 8 high	N/A
<b>With Arms</b>				
Polypropylene seat	up to 10 high	up to 34 high	up to 8 high	N/A
Upholstered seat	up to 8 high	up to 15 high	up to 8 high	N/A






STANDARD FEATURES






- Popcorn is a high quality stacking chair, ideal for multi-purpose stack applications within corporate, government and healthcare facilities.
- Chair frame is constructed of 0.5" diameter solid steel rod available exclusively in a durable Chrome finish. There is no crossbar to interfere with feet or leg positions.
- Chairs are "wall safe". Rear legs hit the baseboard first leaving clearance between the back of the chair and the wall, saving both the chair and the wall from damage.
- Upper back features a cut-out hand hold to assist in stacking and transportation.
- Seat and back consists of a one-piece polypropylene shell for strength and ease of cleaning and disinfecting.
- Chairs can be ganged together using ganging clamp set 6626, providing no space between armchair models and 5" space between armless models.
- Chrome frame without glides is standard and suitable for cork, rubberized and carpeted floors.
- Task chairs are standard with five prong, injection molded, fiberglass reinforced nylon Black spider base and dual wheel carpet casters (C1).
- Task chairs are available with a tablet. Tablet arms are extremely rugged, suitable for armed forces and student use. Tablet hinges up to allow ease of egress. Tablet slides forward and back to accommodate any body size comfortably.
- Standard tablet (D8) size is 18"D x 14.5"W and is made of Black polymer. Tablets are attached at the left or right (as seated) of the task chair.
- Upholstery options: fabric, vinyl or leather. Vinyl and leather models may feature stitch detail across the seat and/or back cushions, if applicable.
- Upholstered models are equipped with a smooth Black shroud underneath the seat to help prevent frame imprints on the lower chair while stacked.
- Popcorn beam seating consists of upper seat units (6717, 6719) including mounting brackets and all hardware necessary for attachment to beam.
- For all beam components, tables and a complete list of available upper seat units, see Beam Seating series.



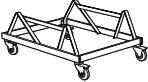
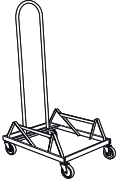

OPTIONAL FEATURES

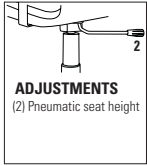

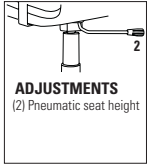

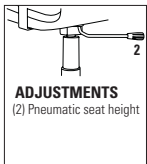

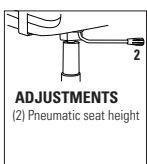
- Polypropylene shell and coordinating arms are available in 14 designer colors: Buzz Blue (BZB), Cactus (CCT), Carrot (CRO), Cloud (IVC), Dijon (DJN), Eggplant (EGP), Fog (FOG), Frost (FRO), Ink (INK), Latte (LAB), Night (BLK), Sand (SND), Scarlet (SAR) and Shadow (SHW). Please specify.
- An optional 18.5"D x 18.5"W high pressure laminate writing tablet is available. The core is hardwood veneer plywood with a radiused edge and finished in clear lacquer. This writing tablet is offered in the following finishes: Black (BLK), Clear Maple (CMB), Designer White (DWT) and Noce Grigio (NGL). Please specify. Add \$68.
- For hard surface flooring casters on task chairs, please specify (C9R). Add \$21.
- A selection of glide options is available. Glides must be chosen to best suit flooring type and site conditions. For more information, please refer to the glide section (page 357).
- Clear polycarbonate glides (CG) are available for carpet, rubber or concrete flooring, please specify. Add \$9.
- Glides with stainless steel pads (SG) are available for carpet or rubber flooring, please specify. Add \$19.
- Glides with felt pads (FG) are available for vinyl sheet, cork or laminate flooring, please specify. Add \$19.
- Glides with rubber pads (RG) are available for vinyl, hardwood, laminate, stone or ceramic flooring, please specify. Add \$19.

DESCRIPTION	FEATURES	MODEL #	STANDARD TEXTILE GRADES																																	
 <p><b>Armchair</b> COM: N/A Unit weight: 21 LB   9.5 KG Carton weight: 23.5 LB   10.66 KG Carton volume: 23 FT³   0.65 MT³</p>	<p>Polypropylene seat &amp; back.</p> <p>Stacks 10 high on floor. Stacks 34 high on dolly.</p>	<p>List price</p> <p><b>6710</b> 282</p>																																		
		<table border="1"> <thead> <tr> <th rowspan="2"></th> <th colspan="3">OVERALL DIMENSIONS</th> <th colspan="3">SEAT DIMENSIONS</th> <th colspan="2">BACK DIMENSIONS</th> </tr> <tr> <th>W</th> <th>D</th> <th>H</th> <th>W</th> <th>D</th> <th>H</th> <th>W</th> <th>H</th> </tr> </thead> <tbody> <tr> <td>IN</td> <td>24.5</td> <td>23.5</td> <td>32.5</td> <td>18</td> <td>18</td> <td>16.5</td> <td>19.5</td> <td>16</td> </tr> <tr> <td>MM</td> <td>622</td> <td>597</td> <td>826</td> <td>457</td> <td>457</td> <td>419</td> <td>495</td> <td>406</td> </tr> </tbody> </table> <p><b>RTA 00</b> 4 per carton (pricing and specifications are for one chair)</p>		OVERALL DIMENSIONS			SEAT DIMENSIONS			BACK DIMENSIONS		W	D	H	W	D	H	W	H	IN	24.5	23.5	32.5	18	18	16.5	19.5	16	MM	622	597	826	457	457	419	495
	OVERALL DIMENSIONS			SEAT DIMENSIONS			BACK DIMENSIONS																													
	W	D	H	W	D	H	W	H																												
IN	24.5	23.5	32.5	18	18	16.5	19.5	16																												
MM	622	597	826	457	457	419	495	406																												
 <p><b>Armless Chair</b> COM: N/A Unit weight: 15 LB   6.8 KG Carton weight: 17.25 LB   7.82 KG Carton volume: 17 FT³   0.48 MT³</p>	<p>Polypropylene seat &amp; back.</p> <p>Stacks 10 high on floor. Stacks 34 high on dolly.</p>	<p>List price</p> <p><b>6711</b> 208</p>																																		
		<table border="1"> <thead> <tr> <th rowspan="2"></th> <th colspan="3">OVERALL DIMENSIONS</th> <th colspan="3">SEAT DIMENSIONS</th> <th colspan="2">BACK DIMENSIONS</th> </tr> <tr> <th>W</th> <th>D</th> <th>H</th> <th>W</th> <th>D</th> <th>H</th> <th>W</th> <th>H</th> </tr> </thead> <tbody> <tr> <td>IN</td> <td>20</td> <td>23.5</td> <td>32.5</td> <td>18</td> <td>18</td> <td>16.5</td> <td>19.5</td> <td>16</td> </tr> <tr> <td>MM</td> <td>508</td> <td>597</td> <td>826</td> <td>457</td> <td>457</td> <td>419</td> <td>495</td> <td>406</td> </tr> </tbody> </table> <p><b>RTA 00</b> 4 per carton (pricing and specifications are for one chair)</p>		OVERALL DIMENSIONS			SEAT DIMENSIONS			BACK DIMENSIONS		W	D	H	W	D	H	W	H	IN	20	23.5	32.5	18	18	16.5	19.5	16	MM	508	597	826	457	457	419	495
	OVERALL DIMENSIONS			SEAT DIMENSIONS			BACK DIMENSIONS																													
	W	D	H	W	D	H	W	H																												
IN	20	23.5	32.5	18	18	16.5	19.5	16																												
MM	508	597	826	457	457	419	495	406																												

DESCRIPTION	FEATURES	MODEL#	STANDARD TEXTILE GRADES											
			1	2	3	4	5	6	7	8	9	10	11	12
 <p><b>Armchair</b> COM: 0.75 YD   0.69 M Unit weight: 22 LB   10 KG Carton weight: 25.25 LB   11.45 KG Carton volume: 26.75 FT<sup>3</sup>   0.75 MT<sup>3</sup></p>	Upholstered seat/polypropylene back.  Stacks 8 high on floor. Stacks 15 high on dolly.	<b>6712</b>	371	395	415	439	477	512	547	578	616	652	701	770
			<b>OVERALL DIMENSIONS</b> W D H			<b>SEAT DIMENSIONS</b> W D H			<b>BACK DIMENSIONS</b> W H					
			IN 24.5	23.5	32.5	18	18	17	19.5	15.5				
			MM 622	597	826	457	457	432	495	394				
			<b>RTA 00</b> 4 per carton (pricing and specifications are for one chair)											
 <p><b>Armless Chair</b> COM: 0.75 YD   0.69 M Unit weight: 16 LB   7.3 KG Carton weight: 19.25 LB   8.73 KG Carton volume: 19.25 FT<sup>3</sup>   0.54 MT<sup>3</sup></p>	Upholstered seat/polypropylene back.  Stacks 8 high on floor. Stacks 15 high on dolly.	<b>6713</b>	296	320	340	364	402	437	472	503	541	577	626	695
			<b>OVERALL DIMENSIONS</b> W D H			<b>SEAT DIMENSIONS</b> W D H			<b>BACK DIMENSIONS</b> W H					
			IN 20	23.5	32.5	18	18	17	19.5	15.5				
			MM 508	597	826	457	457	432	495	394				
			<b>RTA 00</b> 4 per carton (pricing and specifications are for one chair)											
 <p><b>Bar Stool w/Arms</b> COM: N/A Unit weight: 25 LB   11.4 KG Carton weight: 29.5 LB   13.38 KG Carton volume: 18.25 FT<sup>3</sup>   0.51 MT<sup>3</sup></p>	Polypropylene seat & back.  Stacks 8 high on floor.	<b>6710BS</b>	List price											
			466											
			<b>OVERALL DIMENSIONS</b> W D H			<b>SEAT DIMENSIONS</b> W D H			<b>BACK DIMENSIONS</b> W H					
			IN 24.5	25.5	44.5	18	18	29	19.5	16				
			MM 622	648	1130	457	457	737	495	406				
<b>RTA 00</b> 2 per carton (pricing and specifications are for one chair)														
 <p><b>Counter Stool w/Arms</b> COM: N/A Unit weight: 20 LB   9.1 KG Carton weight: 25.25 LB   11.45 KG Carton volume: 24 FT<sup>3</sup>   0.67 MT<sup>3</sup></p>	Polypropylene seat & back.  Stacks 8 high on floor.	<b>6710CS</b>	List price											
			437											
			<b>OVERALL DIMENSIONS</b> W D H			<b>SEAT DIMENSIONS</b> W D H			<b>BACK DIMENSIONS</b> W H					
			IN 24.5	25.5	40.5	18	18	24	19.5	16				
			MM 622	648	1029	457	457	610	495	406				
<b>RTA 00</b> 2 per carton (pricing and specifications are for one chair)														
 <p><b>Armless Bar Stool</b> COM: N/A Unit weight: 23 LB   10.5 KG Carton weight: 27.5 LB   12.47 KG Carton volume: 18.25 FT<sup>3</sup>   0.51 MT<sup>3</sup></p>	Polypropylene seat & back.  Stacks 8 high on floor.	<b>6711BS</b>	List price											
			391											
			<b>OVERALL DIMENSIONS</b> W D H			<b>SEAT DIMENSIONS</b> W D H			<b>BACK DIMENSIONS</b> W H					
			IN 20	25.5	44.5	18	18	29	19.5	16				
			MM 508	648	1130	457	457	737	495	406				
<b>RTA 00</b> 2 per carton (pricing and specifications are for one chair)														

DESCRIPTION	FEATURES	MODEL#	STANDARD TEXTILE GRADES											
 <p><b>Armless Counter Stool</b> COM: N/A Unit weight: 18 LB   8.2 KG Carton weight: 22.5 LB   10.21 KG Carton volume: 18.25 FT³   0.51 MT³</p>	<p>Polypropylene seat &amp; back.</p> <p>Stacks 8 high on floor.</p>	List price												
		<b>6711CS</b>	361											
		<b>OVERALL DIMENSIONS</b>			<b>SEAT DIMENSIONS</b>			<b>BACK DIMENSIONS</b>						
		<b>W</b>	<b>D</b>	<b>H</b>	<b>W</b>	<b>D</b>	<b>H</b>	<b>W</b>	<b>H</b>					
		IN 20 MM 508	25.5 648	40.5 1029	18 457	18 457	24 610	19.5 495	16 406					
<p><b>RTA 00</b> 2 per carton (pricing and specifications are for one chair)</p>														
 <p><b>Bar Stool w/Arms</b> COM: 0.75 YD   0.69 M Unit weight: 27 LB   12.3 KG Carton weight: 30 LB   13.61 KG Carton volume: 21.5 FT³   0.6 MT³</p>	<p>Upholstered seat/polypropylene back.</p> <p>Stacks 8 high on floor.</p>	1 2 3 4 5 6 7 8 9 10 11 12												
		<b>6712BS</b>	554	578	598	622	660	695	730	761	799	835	884	953
		<b>OVERALL DIMENSIONS</b>			<b>SEAT DIMENSIONS</b>			<b>BACK DIMENSIONS</b>						
		<b>W</b>	<b>D</b>	<b>H</b>	<b>W</b>	<b>D</b>	<b>H</b>	<b>W</b>	<b>H</b>					
		IN 24.5 MM 622	25.5 648	44.5 1130	18 457	18 457	29.5 749	19.5 495	16 406					
<p><b>RTA 00</b> 2 per carton (pricing and specifications are for one chair)</p>														
 <p><b>Counter Stool w/Arms</b> COM: 0.75 YD   0.69 M Unit weight: 22 LB   10 KG Carton weight: 26 LB   11.79 KG Carton volume: 21.5 FT³   0.6 MT³</p>	<p>Upholstered seat/polypropylene back.</p> <p>Stacks 8 high on floor.</p>	1 2 3 4 5 6 7 8 9 10 11 12												
		<b>6712CS</b>	525	549	569	593	631	666	701	732	770	806	855	924
		<b>OVERALL DIMENSIONS</b>			<b>SEAT DIMENSIONS</b>			<b>BACK DIMENSIONS</b>						
		<b>W</b>	<b>D</b>	<b>H</b>	<b>W</b>	<b>D</b>	<b>H</b>	<b>W</b>	<b>H</b>					
		IN 24.5 MM 622	25.5 648	40.5 1029	18 457	18 457	24.5 622	19.5 495	16 406					
<p><b>RTA 00</b> 2 per carton (pricing and specifications are for one chair)</p>														
 <p><b>Armless Bar Stool</b> COM: 0.75 YD   0.69 M Unit weight: 25 LB   11.4 KG Carton weight: 29.5 LB   13.38 KG Carton volume: 18.25 FT³   0.51 MT³</p>	<p>Upholstered seat/polypropylene back.</p> <p>Stacks 8 high on floor.</p>	1 2 3 4 5 6 7 8 9 10 11 12												
		<b>6713BS</b>	480	504	524	548	586	621	656	687	725	761	810	879
		<b>OVERALL DIMENSIONS</b>			<b>SEAT DIMENSIONS</b>			<b>BACK DIMENSIONS</b>						
		<b>W</b>	<b>D</b>	<b>H</b>	<b>W</b>	<b>D</b>	<b>H</b>	<b>W</b>	<b>H</b>					
		IN 20 MM 508	25.5 648	44.5 1130	18 457	18 457	29.5 749	19.5 495	16 406					
<p><b>RTA 00</b> 2 per carton (pricing and specifications are for one chair)</p>														
 <p><b>Armless Counter Stool</b> COM: 0.75 YD   0.69 M Unit weight: 20 LB   9.1 KG Carton weight: 24.5 LB   11.11 KG Carton volume: 18.25 FT³   0.51 MT³</p>	<p>Upholstered seat/polypropylene back.</p> <p>Stacks 8 high on floor.</p>	1 2 3 4 5 6 7 8 9 10 11 12												
		<b>6713CS</b>	449	473	493	517	555	590	625	656	694	730	779	848
		<b>OVERALL DIMENSIONS</b>			<b>SEAT DIMENSIONS</b>			<b>BACK DIMENSIONS</b>						
		<b>W</b>	<b>D</b>	<b>H</b>	<b>W</b>	<b>D</b>	<b>H</b>	<b>W</b>	<b>H</b>					
		IN 20 MM 508	25.5 648	40.5 1029	18 457	18 457	24.5 622	19.5 495	16 406					
<p><b>RTA 00</b> 2 per carton (pricing and specifications are for one chair)</p>														

DESCRIPTION	FEATURES	MODEL#	STANDARD TEXTILE GRADES																																		
 <p><b>Armless Seat Unit</b> COM: N/A Unit weight: 17 LB   7.7 KG Carton weight: 19 LB   8.62 KG Carton volume: 6.5 FT³   0.18 MT³</p>	<p>Polypropylene seat &amp; back. Use with beam.</p>	List price																																			
		6717	307																																		
		OVERALL DIMENSIONS			SEAT DIMENSIONS			BACK DIMENSIONS																													
		W	D	H	W	D	H	W	H																												
		IN 20 MM 508	21 533	18 457	18 457	18 457	- -	19.5 495	16 406																												
RTA 00		courier		2 per carton (pricing and specifications are for one chair)																																	
<table border="1"> <tr> <td></td><td>1</td><td>2</td><td>3</td><td>4</td><td>5</td><td>6</td><td>7</td><td>8</td><td>9</td><td>10</td><td>11</td><td>12</td> </tr> <tr> <td>6719</td><td>395</td><td>419</td><td>439</td><td>463</td><td>501</td><td>536</td><td>571</td><td>602</td><td>640</td><td>676</td><td>725</td><td>794</td> </tr> </table>													1	2	3	4	5	6	7	8	9	10	11	12	6719	395	419	439	463	501	536	571	602	640	676	725	794
	1	2	3	4	5	6	7	8	9	10	11	12																									
6719	395	419	439	463	501	536	571	602	640	676	725	794																									
 <p><b>Armless Seat Unit</b> COM: 0.75 YD   0.69 M Unit weight: 18 LB   8.2 KG Carton weight: 20 LB   9.07 KG Carton volume: 6.5 FT³   0.18 MT³</p>	<p>Upholstered seat/polypropylene back. Use with beam.</p>	List price																																			
		6719	771																																		
		OVERALL DIMENSIONS			SEAT DIMENSIONS			BACK DIMENSIONS																													
		W	D	H	W	D	H	W	H																												
		IN 20 MM 508	21 533	18 457	18 457	18 457	- -	19.5 495	16 406																												
RTA 00		courier		2 per carton (pricing and specifications are for one chair)																																	
 <p><b>Medium Density Dolly</b> COM: N/A Unit weight: 24 LB   10.9 KG Carton weight: 29 LB   13.15 KG Carton volume: 9 FT³   0.25 MT³</p>	<p>For upholstered models. Can stack chairs up to 15 high. Fits through standard 80" door frame.</p>	List price																																			
		6714	771																																		
		OVERALL DIMENSIONS			SEAT DIMENSIONS			BACK DIMENSIONS																													
		W	D	H	W	D	H	W	H																												
		IN 23 MM 584	31 787	18.5 470	-	-	-	-	-																												
RTA 00		courier		1 per carton																																	
 <p><b>High Density Dolly</b> COM: N/A Unit weight: 30 LB   13.6 KG Carton weight: 36 LB   16.33 KG Carton volume: 5.5 FT³   0.15 MT³</p>	<p>For polypropylene models. Can stack chairs up to 34 high. Fits through standard 80" door frame.</p>	List price																																			
		6715	771																																		
		OVERALL DIMENSIONS			SEAT DIMENSIONS			BACK DIMENSIONS																													
		W	D	H	W	D	H	W	H																												
		IN 21.37 MM 543	31.75 806	51.75 1314	-	-	-	-	-																												
RTA 1		courier		1 per carton																																	
 <p><b>Ganging Clamps - Set of 2</b> COM: N/A Unit weight: 0.25 LB   0.1 KG Carton weight: 0.3 LB   0.14 KG Carton volume: 0.04 FT³   0.001 MT³</p>		List price																																			
		6626	20																																		
		OVERALL DIMENSIONS			SEAT DIMENSIONS			BACK DIMENSIONS																													
		W	D	H	W	D	H	W	H																												
		IN 1 MM 25	6.5 165	0.75 19	-	-	-	-	-																												
RTA 00		courier		2 per carton (pricing is for the set, specifications are for one bracket)																																	

DESCRIPTION	FEATURES	MODEL#	STANDARD TEXTILE GRADES													
 <p><b>Armless Task</b> COM: N/A Unit weight: 24 LB   10.9 KG Carton weight: 33 LB   14.97 KG Carton volume: 17.5 FT³   0.49 MT³</p>	 <p><b>ADJUSTMENTS</b> (2) Pneumatic seat height</p>	List price														
		<p><b>6741</b> 425</p>														
		<b>OVERALL DIMENSIONS</b>			<b>SEAT DIMENSIONS</b>			<b>BACK DIMENSIONS</b>								
		W	D	H	W	D	H	W	H							
IN 20	23	30.5	18	18	15.5	19.5	16									
MM 508	584	775	457	457	394	495	406									
<p><b>RTA 00</b> 1 per carton</p>																
 <p><b>Armless Task w/Tablet</b> COM: N/A Unit weight: 33 LB   15 KG Carton weight: 40 LB   18.14 KG Carton volume: 15.75 FT³   0.44 MT³</p>	 <p><b>ADJUSTMENTS</b> (2) Pneumatic seat height</p>	List price														
		<p><b>6741TR</b> 686 <b>6741TL</b></p>														
		<b>OVERALL DIMENSIONS</b>			<b>SEAT DIMENSIONS</b>			<b>BACK DIMENSIONS</b>								
		W	D	H	W	D	H	W	H							
IN 24.75	26	30.5	18	18	15.5	19.5	16									
MM 629	660	775	457	457	394	495	406									
<p><b>RTA 00</b> 1 per carton</p>																
<p><b>Specify (L) left or (R) right tablet.</b></p>																
 <p><b>Armless Task</b> COM: 0.75 YD   0.69 M Unit weight: 26 LB   11.8 KG Carton weight: 33 LB   14.97 KG Carton volume: 14.25 FT³   0.4 MT³</p>	 <p><b>ADJUSTMENTS</b> (2) Pneumatic seat height</p>	List price														
		<p><b>6743</b></p>														
		1	2	3	4	5	6	7	8	9	10	11	12			
515	539	559	583	621	656	691	722	760	796	845	914					
<b>OVERALL DIMENSIONS</b>			<b>SEAT DIMENSIONS</b>			<b>BACK DIMENSIONS</b>										
W	D	H	W	D	H	W	H									
IN 20	23	30.5	18	18	16	19.5	16									
MM 508	584	775	457	457	406	495	406									
<p><b>RTA 00</b> 1 per carton</p>																
 <p><b>Armless Task w/Tablet</b> COM: 0.75 YD   0.69 M Unit weight: 35 LB   15.9 KG Carton weight: 44 LB   19.96 KG Carton volume: 17.5 FT³   0.49 MT³</p>	 <p><b>ADJUSTMENTS</b> (2) Pneumatic seat height</p>	List price														
		<p><b>6743TR</b> 776 800 820 844 882 917 952 983 1021 1057 1106 1175 <b>6743TL</b></p>														
		<b>OVERALL DIMENSIONS</b>			<b>SEAT DIMENSIONS</b>			<b>BACK DIMENSIONS</b>								
		W	D	H	W	D	H	W	H							
IN 24.75	26	30.5	18	18	16	19.5	16									
MM 629	660	775	457	457	406	495	406									
<p><b>RTA 00</b> 1 per carton</p>																
<p><b>Specify (L) left or (R) right tablet.</b></p>																



REBOUND



model R5APU



model R5CSAPU

	Rebound Chair Stacking Capability		Rebound Stools Stacking Capability
	Stacks on floor	Stacks on dolly (RDOL)	Stacks on floor only
<b>Four-Legged (Glide/Caster) + Sled Base Models</b>			
Polypropylene	up to 5 high	up to 10 high	up to 5 high
Upholstered seat	up to 5 high	up to 10 high	up to 5 high

EXAMPLE REBOUND ORDER CODE:


R5APUG	-CCT	-BL20	-CHM	-NM
Model #	Back, seat + arm finish	Seat textile	Frame finish	Glide type


STANDARD FEATURES

- Designed by Alessandro Piretti, Rebound features a flexible back for ultimate comfort. The series includes: four-legged & sled base chairs and four-legged counter & bar stools.
- Polypropylene shell is easy to clean/wipe down and offered in a variety of finishes.
- Models available with polypropylene back & seat or polypropylene back & upholstered seat.
- Models available with or without arms. Arms match selected shell finish.
- Four-legged and sled base models have tubular steel bases available in a wide variety of paint and plated finishes.
- Chairs with four legs are available with glides (G suffix models) and casters (C suffix models). Four-legged chairs have Black nylon (BG) glides or are available in a variety of glide types (to best suit the flooring type and site conditions). See upcharges.
- Sled base chairs are available with either Black or White opaque nylon glides.
- Four-legged chairs and sled base chairs are stackable up to 5 high on floor and 10 high on dolly (RDOL). Models with upholstered seats stack 5 high on floor and 10 high on the dolly. Counter and bar stools stack up to 5 high on floor.
- All models are equipped with a color coordinated under seat shroud.
- Due to the flex back design, chairs should be positioned away from walls.
- Active weight capacity for chairs with casters is 300 lbs. and 400 lbs. for chairs with glides.
- Upholstery options: fabric, vinyl or leather. Vinyl and leather models may feature stitch detail across the seat and/or back cushions, if applicable.


Please add option codes in the following order:

- **Model number**  
**R5** \_\_\_ (G or C) Four-legged chair (glides or casters)  
**R6** \_\_\_ Sled base chair  
**R5BS** \_\_\_ Bar stool  
**R5CS** \_\_\_ Counter stool  
**RDOL** Stacking dolly
- **Back, seat + arm finish**  
**(BZB)** Buzz Blue **(FRO)** Frost  
**(CCT)** Cactus **(INK)** Ink  
**(CRO)** Carrot **(LAB)** Latte  
**(IVC)** Cloud **(BLK)** Night  
**(DJN)** Dijon **(SND)** Sand  
**(EGP)** Eggplant **(SAR)** Scarlet  
**(FOG)** Fog **(SHW)** Shadow
- **Seat textile** (upholstered seat models)  
Specify textile
- **Frame finish**  
For leg frame finish options, please see page 378. Upcharges apply for plated finishes:  
**(CHM)** Chrome. Add \$33 for four-legged chairs. Add \$42 for sled base chairs. Add \$60 for stools.  
**(BCH)** Brushed Chrome. Add \$119 for four-legged chairs. Add \$145 for sled base chairs. Add \$197 for stools.  
**(SBR)** Satin Brass. Add \$176 for four-legged chairs. Add \$213 for sled base chairs. Add \$288 for stools.  
**(ACO)** Antique Copper. Add \$176 for four-legged chairs. Add \$213 for sled base chairs. Add \$288 for stools.
- **Glide type** (four-legged chair models only)  
**(BG)** Black nylon glides for some hard floor/ carpeted surfaces.  
**(NM)** White nylon non-marking glides for some hard floor/carpeted surfaces.  
**(FG)** Glides w/felt pads are available for vinyl sheet, cork or laminate flooring, please specify. Add \$19.  
**(RG)** Glides with rubber pads are available for vinyl, hardwood, laminate, stone or ceramic flooring, please specify. Add \$19.  
**(SG)** Glides with stainless steel pads are available for carpet or rubber flooring, please specify. Add \$19.
- **Glide type** (sled base chair models only)  
**(GL)** Black nylon glides.  
**(NM)** White non-marking glides.
- **Caster type** (for caster models)  
**(DC)** 2" caster for carpeted surfaces  
**(RC)** 2"caster for most hard floor surfaces. Add \$17.


DESCRIPTION	FEATURES	MODEL #	STANDARD TEXTILE GRADES					
 <p><b>Armchair, Poly Seat &amp; Back</b> COM: N/A Unit weight: 17.5 LB   8 KG Carton weight: 13.5 LB   6.12 KG Carton volume: 15.25 FT³   0.43 MT³</p>	Stacks 5 high on floor. Stacks 10 high on dolly.		List price					
		<b>R5APPG</b> glides	490					
		<b>R5APPC</b> casters	540					
				<b>OVERALL DIMENSIONS</b>	<b>SEAT DIMENSIONS</b>	<b>BACK DIMENSIONS</b>		
				W D H	W D H	W H		
				IN 26.25 20.5 32.75 19.25 17.75 17.5 18.5 15.25 MM 667 521 832 489 451 445 470 387				
		<b>RTA 00</b>	2 per carton (pricing and specifications are for one seat unit)					






DESCRIPTION	FEATURES	MODEL#	STANDARD TEXTILE GRADES											
			1	2	3	4	5	6	7	8	9	10	11	12
 <p><b>Armchair, Upholstered Seat &amp; Poly Back</b> COM: 0.75 YD   0.69 M Unit weight: 19.5 LB   8.9 KG Carton weight: 14.5 LB   6.58 KG Carton volume: 15.25 FT<sup>3</sup>   0.43 MT<sup>3</sup></p>	Stacks 5 high on floor. Stacks 10 high on dolly.	<b>R5APUG</b> glides	630	654	674	698	736	771	806	837	875	911	960	1029
			<b>R5APUC</b> casters	680	704	724	748	786	821	856	887	925	961	1010
<b>OVERALL DIMENSIONS</b>			<b>SEAT DIMENSIONS</b>			<b>BACK DIMENSIONS</b>								
W D H			W D H			W H								
IN 26.25 20.5 32.75			19.25 17.75 18.5			18.5 14.25								
MM 667 521 832			489 451 470			470 362								
<b>RTA 00</b>			2 per carton (pricing and specifications are for one seat unit)											








List price												
<b>R5NPPG</b> glides	379											
<b>R5NPPC</b> casters	429											
<b>OVERALL DIMENSIONS</b>			<b>SEAT DIMENSIONS</b>			<b>BACK DIMENSIONS</b>						
W D H			W D H			W H						
IN 22 20.5 32.75			19.25 17.75 17.5			18.5 15.25						
MM 559 521 832			489 451 445			470 387						
<b>RTA 00</b>			2 per carton (pricing and specifications are for one seat unit)									

DESCRIPTION	FEATURES	MODEL#	STANDARD TEXTILE GRADES											
			1	2	3	4	5	6	7	8	9	10	11	12
 <p><b>Armless Chair, Poly Seat &amp; Back</b> COM: N/A Unit weight: 16 LB   7.3 KG Carton weight: 12.25 LB   5.56 KG Carton volume: 12.75 FT<sup>3</sup>   0.36 MT<sup>3</sup></p>	Stacks 5 high on floor. Stacks 10 high on dolly.	<b>R5NPUG</b> glides	519	543	563	587	625	660	695	726	764	800	849	918
			<b>R5NPUC</b> casters	569	593	613	637	675	710	745	776	814	850	899
<b>OVERALL DIMENSIONS</b>			<b>SEAT DIMENSIONS</b>			<b>BACK DIMENSIONS</b>								
W D H			W D H			W H								
IN 22 20.5 32.75			19.25 17.75 18.5			18.5 14.25								
MM 559 521 832			489 451 470			470 362								
<b>RTA 00</b>			2 per carton (pricing and specifications are for one seat unit)											

List price												
<b>R6APP</b>	518											
<b>OVERALL DIMENSIONS</b>			<b>SEAT DIMENSIONS</b>			<b>BACK DIMENSIONS</b>						
W D H			W D H			W H						
IN 26.25 21.5 32.75			19.25 17.75 17.5			18.5 15.25						
MM 667 546 832			489 451 445			470 387						
<b>RTA 00</b>			2 per carton (pricing and specifications are for one seat unit)									

DESCRIPTION	FEATURES	MODEL#	STANDARD TEXTILE GRADES											
			1	2	3	4	5	6	7	8	9	10	11	12
 <p><b>Armchair, Upholstered Seat &amp; Poly Back - Sled Base</b> COM: 0.75 YD   0.69 M Unit weight: 20 LB   9.1 KG Carton weight: 14.75 LB   6.69 KG Carton volume: 15.25 FT<sup>3</sup>   0.43 MT<sup>3</sup></p>	Stacks 5 high on floor. Stacks 10 high on dolly.	<b>R6APU</b>	658	682	702	726	764	799	834	865	903	939	988	1057
			<b>OVERALL DIMENSIONS</b>			<b>SEAT DIMENSIONS</b>			<b>BACK DIMENSIONS</b>					
W D H			W D H			W H								
IN 26.25 21.5 32.75			19.25 17.75 18.5			18.5 14.25								
MM 667 546 832			489 451 470			470 362								
<b>RTA 00</b>			2 per carton (pricing and specifications are for one seat unit)											

DESCRIPTION	FEATURES	MODEL#	STANDARD TEXTILE GRADES																					
 <p><b>Armless Chair, Poly Seat &amp; Back - Sled Base</b> COM: N/A Unit weight: 16 LB   7.3 KG Carton weight: 12.25 LB   5.56 KG Carton volume: 12.75 FT<sup>3</sup>   0.36 MT<sup>3</sup></p>	Stacks 5 high on floor. Stacks 10 high on dolly.	List price																						
		<b>R6NPP</b>	407																					
		<b>OVERALL DIMENSIONS</b>			<b>SEAT DIMENSIONS</b>			<b>BACK DIMENSIONS</b>																
		IN	22	21.5	32.75	19.25	17.75	17.5	18.5	15.25														
MM	559	546	832	489	451	445	470	387																
		<b>RTA 00</b>	2 per carton (pricing and specifications are for one seat unit)																					
												1	2	3	4	5	6	7	8	9	10	11	12	
												<b>R6NPU</b>	547	571	591	615	653	688	723	754	792	828	877	946
 <p><b>Armless Chair, Upholstered Seat &amp; Poly Back - Sled Base</b> COM: 0.75 YD   0.69 M Unit weight: 18 LB   8.2 KG Carton weight: 13.25 LB   6.01 KG Carton volume: 12.75 FT<sup>3</sup>   0.36 MT<sup>3</sup></p>	Stacks 5 high on floor. Stacks 10 high on dolly.	List price																						
		<b>R6NPU</b>	407																					
		<b>OVERALL DIMENSIONS</b>			<b>SEAT DIMENSIONS</b>			<b>BACK DIMENSIONS</b>																
		IN	22	21.5	32.75	19.25	17.75	18.5	18.5	14.25														
MM	559	546	832	489	451	470	470	362																
		<b>RTA 00</b>	2 per carton (pricing and specifications are for one seat unit)																					
 <p><b>Counter Stool w/Arms, Poly Seat &amp; Back</b> COM: N/A Unit weight: 22 LB   10 KG Carton weight: 16 LB   7.26 KG Carton volume: 17.75 FT<sup>3</sup>   0.5 MT<sup>3</sup></p>	Stacks 5 high on floor.	List price																						
		<b>R5CSAPP</b>	610																					
		<b>OVERALL DIMENSIONS</b>			<b>SEAT DIMENSIONS</b>			<b>BACK DIMENSIONS</b>																
		IN	26.25	21.75	38.25	19.25	17.75	23.75	18.5	15.25														
MM	667	552	972	489	451	603	470	387																
		<b>RTA 00</b>	2 per carton (pricing and specifications are for one seat unit)																					
												1	2	3	4	5	6	7	8	9	10	11	12	
												<b>R5CSAPU</b>	750	774	794	818	856	891	926	957	995	1031	1080	1149
 <p><b>Counter Stool w/Arms, Upholstered Seat &amp; Poly Back</b> COM: 0.75 YD   0.69 M Unit weight: 24 LB   10.9 KG Carton weight: 17 LB   7.71 KG Carton volume: 17.75 FT<sup>3</sup>   0.5 MT<sup>3</sup></p>	Stacks 5 high on floor.	List price																						
		<b>R5CSNPP</b>	499																					
		<b>OVERALL DIMENSIONS</b>			<b>SEAT DIMENSIONS</b>			<b>BACK DIMENSIONS</b>																
		IN	26.25	21.75	38.25	19.25	17.75	24.75	18.5	14.25														
MM	667	552	972	489	451	629	470	362																
		<b>RTA 00</b>	2 per carton (pricing and specifications are for one seat unit)																					
 <p><b>Armless Counter Stool, Poly Seat &amp; Back</b> COM: N/A Unit weight: 20 LB   9.1 KG Carton weight: 14.5 LB   6.58 KG Carton volume: 17.75 FT<sup>3</sup>   0.5 MT<sup>3</sup></p>	Stacks 5 high on floor.	List price																						
		<b>R5CSNPP</b>	499																					
		<b>OVERALL DIMENSIONS</b>			<b>SEAT DIMENSIONS</b>			<b>BACK DIMENSIONS</b>																
		IN	22	21.75	38.25	19.25	17.75	23.75	18.5	15.25														
MM	559	552	972	489	451	603	470	387																
		<b>RTA 00</b>	2 per carton (pricing and specifications are for one seat unit)																					

DESCRIPTION	FEATURES	MODEL#	STANDARD TEXTILE GRADES													
			1	2	3	4	5	6	7	8	9	10	11	12		
 <p><b>Armless Counter Stool, Upholstered Seat &amp; Poly Back</b>                      COM: 0.75 YD   0.69 M                      Unit weight: 22 LB   10 KG                      Carton weight: 15.5 LB   7.03 KG                      Carton volume: 17.75 FT³   0.5 MT³</p>	Stacks 5 high on floor.	<b>R5CSNPU</b>	639	663	683	707	745	780	815	846	884	920	969	1038		
		<b>OVERALL DIMENSIONS</b>			<b>SEAT DIMENSIONS</b>			<b>BACK DIMENSIONS</b>								
		<b>W</b>	<b>D</b>	<b>H</b>	<b>W</b>	<b>D</b>	<b>H</b>	<b>W</b>	<b>H</b>							
		IN 22	21.75	38.25	19.25	17.75	24.75	18.5	14.25							
		MM 559	552	972	489	451	629	470	362							
		<b>RTA 00</b>	2 per carton (pricing and specifications are for one seat unit)													
 <p><b>Bar Stool w/Arms, Poly Seat &amp; Back</b>                      COM: N/A                      Unit weight: 23 LB   10.5 KG                      Carton weight: 16.75 LB   7.63 KG                      Carton volume: 19.5 FT³   0.55 MT³</p>	Stacks 5 high on floor.	<b>List price</b>														
		<b>R5BSAPP</b>	630													
		<b>OVERALL DIMENSIONS</b>			<b>SEAT DIMENSIONS</b>			<b>BACK DIMENSIONS</b>								
		<b>W</b>	<b>D</b>	<b>H</b>	<b>W</b>	<b>D</b>	<b>H</b>	<b>W</b>	<b>H</b>							
		IN 26.25	21.75	43.25	19.25	17.75	28.75	18.5	15.25							
MM 667	552	1099	489	451	730	470	387									
		<b>RTA 00</b>	2 per carton (pricing and specifications are for one seat unit)													
 <p><b>Bar Stool w/Arms, Upholstered Seat &amp; Poly Back</b>                      COM: 0.75 YD   0.69 M                      Unit weight: 25 LB   11.4 KG                      Carton weight: 17.75 LB   8.05 KG                      Carton volume: 19.5 FT³   0.55 MT³</p>	Stacks 5 high on floor.	<b>R5BSAPU</b>	770	794	814	838	876	911	946	977	1015	1051	1100	1169		
		<b>OVERALL DIMENSIONS</b>			<b>SEAT DIMENSIONS</b>			<b>BACK DIMENSIONS</b>								
		<b>W</b>	<b>D</b>	<b>H</b>	<b>W</b>	<b>D</b>	<b>H</b>	<b>W</b>	<b>H</b>							
		IN 26.25	21.75	43.25	19.25	17.75	29.75	18.5	14.25							
		MM 667	552	1099	489	451	756	470	362							
		<b>RTA 00</b>	2 per carton (pricing and specifications are for one seat unit)													
 <p><b>Armless Bar Stool, Poly Seat &amp; Back</b>                      COM: N/A                      Unit weight: 19.5 LB   8.9 KG                      Carton weight: 14.5 LB   6.58 KG                      Carton volume: 16.5 FT³   0.46 MT³</p>	Stacks 5 high on floor.	<b>List price</b>														
		<b>R5BSNPP</b>	519													
		<b>OVERALL DIMENSIONS</b>			<b>SEAT DIMENSIONS</b>			<b>BACK DIMENSIONS</b>								
		<b>W</b>	<b>D</b>	<b>H</b>	<b>W</b>	<b>D</b>	<b>H</b>	<b>W</b>	<b>H</b>							
		IN 26.25	21.75	43.25	19.25	17.75	28.75	18.5	15.25							
MM 667	552	1099	489	451	730	470	387									
		<b>RTA 00</b>	2 per carton (pricing and specifications are for one seat unit)													
 <p><b>Armless Bar Stool, Upholstered Seat &amp; Poly Back</b>                      COM: 0.75 YD   0.69 M                      Unit weight: 21.5 LB   9.8 KG                      Carton weight: 15.5 LB   7.03 KG                      Carton volume: 16.5 FT³   0.46 MT³</p>	Stacks 5 high on floor.	<b>R5BSNPU</b>	659	683	703	727	765	800	835	866	904	940	989	1058		
		<b>OVERALL DIMENSIONS</b>			<b>SEAT DIMENSIONS</b>			<b>BACK DIMENSIONS</b>								
		<b>W</b>	<b>D</b>	<b>H</b>	<b>W</b>	<b>D</b>	<b>H</b>	<b>W</b>	<b>H</b>							
		IN 26.25	21.75	43.25	19.25	17.75	29.75	18.5	14.25							
		MM 667	552	1099	489	451	756	470	362							
		<b>RTA 00</b>	2 per carton (pricing and specifications are for one seat unit)													
 <p><b>Stacking Dolly</b>                      COM: N/A                      Unit weight: 15 LB   6.8 KG                      Carton weight: 18 LB   8.16 KG                      Carton volume: 4.4 FT³   0.12 MT³</p>		<b>List price</b>														
		<b>RDOL</b>	480													
		<b>OVERALL DIMENSIONS</b>			<b>SEAT DIMENSIONS</b>			<b>BACK DIMENSIONS</b>								
		<b>W</b>	<b>D</b>	<b>H</b>	<b>W</b>	<b>D</b>	<b>H</b>	<b>W</b>	<b>H</b>							
		IN 23.75	21.25	12.25	-	-	-	-	-							
MM 603	540	311	-	-	-	-	-									
		<b>RTA 00</b>		1 per carton												

ROMA NESTER



model 1898

model 1908



(models 1890, 1890L, 1900, 1900L)

The polypropylene medium back features a flexible construction that provides support, proper spinal alignment and comfort when moving or reaching in a seated position.

STANDARD FEATURES

- Flexible, elegant and affordable, Roma offers a family of seating with simple clean lines.
- Three back versions are available: mesh, flexible polypropylene or honeycomb polypropylene back.
- Upholstered back cover (1909) may be ordered separately, easily installed on flexible polypropylene backs only.
- Models with a flexible polypropylene back feature a built in lumbar support designed to move as you move and is available exclusively in Black.
- The horizontal nesting chairs are easy to store. Simply flip the seat upward and then roll into nesting position, like a shopping cart.
- When nesting horizontal nesting chairs, each additional chair adds 8" (203 mm) to the depth.
- Standard with soft, durable self-skinned urethane (SSU) armcaps that are warm to the touch.
- Nesting chairs are available with a Black (TBL), Shadow (TSH) or Tungsten (TTU) frame.
- Dual wheel carpet casters (C1) are standard.
- Upholstery options: fabric, vinyl or leather. Vinyl and leather models may feature stitch detail across the seat and/or back cushions, if applicable.
- Models upholstered in leather have a radius seam towards the rear of the seat.

OPTIONAL FEATURES


- Breathable mesh back is available in six colors: Autumn Orange (AO), Fall Burgundy (FB), Midnight Black (MB), Spring Green (SG), Summer Blue (SB) and Winter Grey (WG).
- Optional Chrome (CHM) frame is available, please specify. Add \$26.
- For hard surface flooring casters, please specify (C3R). Add \$17.
- For non-nesting Roma chairs and stools see page 67.

DESCRIPTION

FEATURES

MODEL #

STANDARD TEXTILE GRADES



Leather stitch detail

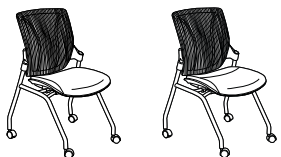
Honeycomb MB - Armless Flip Seat Nesting Chair

COM: 1 YD | 0.91 M  
Unit weight: 22 LB | 10 KG  
Carton weight: 29 LB | 13.15 KG  
Carton volume: 13.75 FT<sup>3</sup> | 0.38 MT<sup>3</sup>

Ergonomic features:  
M, N

	1	2	3	4	5	6	7	8	9	10	11	12
<b>1888</b>	625	657	684	715	766	813	860	901	952	1000	1065	1157

OVERALL DIMENSIONS			SEAT DIMENSIONS			BACK DIMENSIONS			
W	D	H	W	D	H	W	H		
IN 24.5	23.5	36	19.5	17	18	18.5	18		
MM 622	597	914	495	432	457	470	457		
<b>RTA 00</b>			1 per carton						



Leather stitch detail

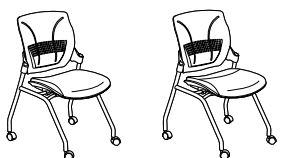
Mesh MB - Armless Flip Seat Nesting Chair

COM: 1 YD | 0.91 M  
Unit weight: 22 LB | 10 KG  
Carton weight: 29 LB | 13.15 KG  
Carton volume: 13.75 FT<sup>3</sup> | 0.38 MT<sup>3</sup>

Ergonomic features:  
M, N

	1	2	3	4	5	6	7	8	9	10	11	12
<b>1889</b>	593	625	652	683	734	781	828	869	920	968	1033	1125

OVERALL DIMENSIONS			SEAT DIMENSIONS			BACK DIMENSIONS			
W	D	H	W	D	H	W	H		
IN 24.5	23.5	36	19.5	17	18	18.5	18		
MM 622	597	914	495	432	457	470	457		
<b>RTA 00</b>			1 per carton						



Leather stitch detail




Polypropylene MB - Armless Flip Seat Nesting Chair

COM: 1 YD | 0.91 M  
Unit weight: 22 LB | 10 KG  
Carton weight: 29 LB | 13.15 KG  
Carton volume: 13.75 FT<sup>3</sup> | 0.38 MT<sup>3</sup>

Ergonomic features:  
M, N

	1	2	3	4	5	6	7	8	9	10	11	12
<b>1890</b>	593	625	652	683	734	781	828	869	920	968	1033	1125

OVERALL DIMENSIONS			SEAT DIMENSIONS			BACK DIMENSIONS			
W	D	H	W	D	H	W	H		
IN 24.5	23.5	36	19.5	17	18	18.5	18		
MM 622	597	914	495	432	457	470	457		
<b>RTA 00</b>			1 per carton						

DESCRIPTION	FEATURES	MODEL#	STANDARD TEXTILE GRADES												
			1	2	3	4	5	6	7	8	9	10	11	12	
 <p><b>Honeycomb MB - Flip Seat Nesting Armchair</b>                      COM: 1 YD   0.91 M                      Unit weight: 23 LB   10.5 KG                      Carton weight: 30 LB   13.61 KG                      Carton volume: 13.75 FT<sup>3</sup>   0.38 MT<sup>3</sup></p>	Ergonomic features: M, N	<b>1898</b>	684	716	743	774	825	872	919	960	1011	1059	1124	1216	
			<b>OVERALL DIMENSIONS</b> W D H			<b>SEAT DIMENSIONS</b> W D H			<b>BACK DIMENSIONS</b> W H						
			IN	24.5	23.5	36	19.5	17	18	18.5	18				
			MM	622	597	914	495	432	457	470	457				
				<b>RTA 00</b>		1 per carton									
 <p><b>Mesh MB - Flip Seat Nesting Armchair</b>                      COM: 1 YD   0.91 M                      Unit weight: 23 LB   10.5 KG                      Carton weight: 30 LB   13.61 KG                      Carton volume: 13.75 FT<sup>3</sup>   0.38 MT<sup>3</sup></p>	Ergonomic features: M, N	<b>1899</b>	654	686	713	744	795	842	889	930	981	1029	1094	1186	
			<b>OVERALL DIMENSIONS</b> W D H			<b>SEAT DIMENSIONS</b> W D H			<b>BACK DIMENSIONS</b> W H						
			IN	24.5	23.5	36	19.5	17	18	18.5	18				
			MM	622	597	914	495	432	457	470	457				
				<b>RTA 00</b>		1 per carton									
 <p><b>Polypropylene MB - Flip Seat Nesting Armchair</b>                      COM: 1 YD   0.91 M                      Unit weight: 23 LB   10.5 KG                      Carton weight: 30 LB   13.61 KG                      Carton volume: 13.75 FT<sup>3</sup>   0.38 MT<sup>3</sup></p>	Ergonomic features: M, N	<b>1900</b>	654	686	713	744	795	842	889	930	981	1029	1094	1186	
			<b>OVERALL DIMENSIONS</b> W D H			<b>SEAT DIMENSIONS</b> W D H			<b>BACK DIMENSIONS</b> W H						
			IN	24.5	23.5	36	19.5	17	18	18.5	18				
			MM	622	597	914	495	432	457	470	457				
				<b>RTA 00</b>		1 per carton									

SAS



model 8647

model 8648LBNS24



model 8648PS24

model 8648PS30

STANDARD FEATURES

- Sas side chairs and stools have a single, molded plywood veneer shell.
- Available with wood or upholstered seat.
- Seat dimensions do not account for upholstered models.
- Seat upholstery options: fabric, vinyl or leather. Vinyl and leather models may feature stitch detail across the seat and/or back cushions, if applicable.
- Counter and bar height stools available with mid or low backs.
- Wood side chairs stack up to 4 high on floor or up to 10 high on dolly. Wood stools stack up to 4 high on floor only.
- Upholstered models do not stack.
- Chairs and stools are standard with Black polyethylene glides.



OPTIONAL FEATURES




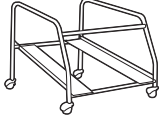
Please add option codes in the following order:

- **Textile**  
Specify textile code.
- **Back shape (B)** Straight back. No upcharge.
- **Frame**  
For leg frame finish options, please see page 378. For Chrome (**CHM**) finish, add \$77.
- **Shell finish**  
(**AAM**) Absolute  
(**BKM**) Black  
(**ACM**) Cherry  
(**EOM**) English Oak  
(**ECM**) Espresso Cafe  
(**TFM**) Fruitwood  
(**HGM**) Gray  
(**AHM**) Honey  
(**TMM**) Mahogany  
(**AVM**) Maple  
(**MWM**) Medium Walnut  
(**ASM**) Night  
(**NBM**) Noce Biondo  
(**NGM**) Noce Grigio  
(**NEM**) Noce Leggero  
(**NMM**) Noce Medio  
(**SKM**) Shaker Cherry  
(**TWM**) Walnut  
(**WTM**) WC Cream  
(**WHM**) White. Add \$75.  
(**WCM**) Winter Cherry

EXAMPLE SAS ORDER CODE:

8647P	-HD05	-B	-AAM	-TBL
Model #	Textile	Back Shape	Shell	Frame Color

DESCRIPTION	FEATURES	MODEL #	STANDARD TEXTILE GRADES												
			1	2	3	4	5	6	7	8	9	10	11	12	
 <p><b>Mid Back Side Chair, 18" H</b> COM: N/A Unit weight: 12 LB   5.5 KG Carton weight: 16 LB   7.26 KG Carton volume: 12 FT<sup>3</sup>   0.33 MT<sup>3</sup></p>	<p>Stacks 4 high on floor. Stacks 10 high on dolly. Upholstered models do not stack.</p>	<b>8647</b>	402												
		<b>8647P</b>	493	517	537	561	599	634	669	700	738	774	823	892	
		<b>OVERALL DIMENSIONS</b>			<b>SEAT DIMENSIONS</b>			<b>BACK DIMENSIONS</b>							
		W D H			W D H			W H							
		IN 18.75	21	33	16	15.5	18	16	15						
MM 476	533	838	406	394	457	406	381								
			<b>RTA 00</b>	2 per carton											
 <p><b>Mid Back Counter Stool, 24" H</b> COM: N/A Unit weight: 16 LB   7.3 KG Carton weight: 23 LB   10.43 KG Carton volume: 13 FT<sup>3</sup>   0.36 MT<sup>3</sup></p>	<p>Stacks 4 high on floor only. Upholstered models do not stack.</p>	<b>8648S24</b>	597												
		<b>8648PS24</b>	688	712	732	756	794	829	864	895	933	969	1018	1087	
		<b>OVERALL DIMENSIONS</b>			<b>SEAT DIMENSIONS</b>			<b>BACK DIMENSIONS</b>							
		W D H			W D H			W H							
		IN 19.5	22	39	16	15.5	24	16	15						
MM 495	559	991	406	394	610	406	381								
			<b>RTA 00</b>	1 per carton											

DESCRIPTION	FEATURES	MODEL #	STANDARD TEXTILE GRADES														
			1	2	3	4	5	6	7	8	9	10	11	12			
 <p><b>Mid Back Bar Stool, 30"H</b> COM: N/A Unit weight: 20 LB   9.1 KG Carton weight: 27 LB   12.25 KG Carton volume: 15.75 FT<sup>3</sup>   0.44 MT<sup>3</sup></p>	Stacks 4 high on floor only. Upholstered models do not stack.	8648S30	597														
			8648PS30	688	712	732	756	794	829	864	895	933	969	1018	1087		
			<b>OVERALL DIMENSIONS</b>			<b>SEAT DIMENSIONS</b>			<b>BACK DIMENSIONS</b>								
			IN	19.5	22	45	16	15.5	30	16	15	MM	495	559	1143	406	394
			<b>RTA 00</b>	1 per carton													
 <p><b>Low Back Counter Stool, 24"H</b> COM: N/A Unit weight: 16 LB   7.3 KG Carton weight: 23 LB   10.43 KG Carton volume: 8.25 FT<sup>3</sup>   0.23 MT<sup>3</sup></p>	Stacks 4 high on floor only. Upholstered models do not stack.	8648LBNS24	597														
			8648LBPS24	688	712	732	756	794	829	864	895	933	969	1018	1087		
			<b>OVERALL DIMENSIONS</b>			<b>SEAT DIMENSIONS</b>			<b>BACK DIMENSIONS</b>								
			IN	19.5	22	26.25	16	15.5	24	16	2.25	MM	495	559	667	406	394
			<b>RTA 00</b>	1 per carton													
 <p><b>Low Back Bar Stool, 30"H</b> COM: N/A Unit weight: 22 LB   10 KG Carton weight: 29 LB   13.15 KG Carton volume: 10.75 FT<sup>3</sup>   0.3 MT<sup>3</sup></p>	Stacks 4 high on floor only. Upholstered models do not stack.	8648LBNS30	597														
			8648LBPS30	688	712	732	756	794	829	864	895	933	969	1018	1087		
			<b>OVERALL DIMENSIONS</b>			<b>SEAT DIMENSIONS</b>			<b>BACK DIMENSIONS</b>								
			IN	19.5	22	32.25	16	15.5	30	16	2.25	MM	495	559	819	406	394
			<b>RTA 00</b>	1 per carton													
 <p><b>Dolly</b> COM: N/A Unit weight: 19 LB   8.6 KG Carton weight: 24 LB   10.89 KG Carton volume: 10.75 FT<sup>3</sup>   0.3 MT<sup>3</sup></p>	Black finish	8649	List price														
			373														
			<b>OVERALL DIMENSIONS</b>			<b>SEAT DIMENSIONS</b>			<b>BACK DIMENSIONS</b>								
			IN	25.75	28.5	22	-	-	-	-	-	MM	654	724	559	-	-
			<b>RTA 00</b>	1 per carton													



SIDERO



model 6901 (TBL)



model 6900 (TBL) stacked



model 6900C (TBL)



model 6905 (TTU)



model 6901CTL



model 6915TR



STANDARD FEATURES







- Sidero seating has a sculpted appearance, featuring wide curved arms and a round tubular steel frame.
- Sidero includes side chairs (arms and armless), available with casters or with a sled base, counter stools, bar stools and children's chair.
- Arms are 2.125" wide and full length, offering support to help stabilize users as they sit in or exit chairs.
- The gently curved arms are made from incredibly strong fiberglass reinforced nylon.
- The back of the chair is compound curved to provide comfort and support in multiple seating positions. No visible back attachment hardware.
- Chairs are "wall safe". Rear legs hit the baseboard first leaving clearance between the back of the chair and the wall, saving both the chair and the wall from damage.
- Arm and armless models can be joined together using ganging clamp model 2180.
- Equipped with a polypropylene seat shroud that helps stabilize chairs when stacked and avoid frame imprints on upholstered seats.
- Four-legged models can be stacked. Stools and sled base models do not stack.
- Standard glide is durable Black polypropylene.
- Dual wheel carpet casters (C82) are standard on four-legged chairs with casters.
- Task chairs are standard with five prong, injection molded, fiberglass reinforced nylon Black spider base with dual wheel carpet casters (C1).
- Tablet arms are extremely rugged, suitable for armed forces and student use. Tablet hinges up to allow ease of egress. Tablet slides forward and back to accommodate any body size comfortably. Tablet models do not stack.
- Standard tablet (D8) size is 18"D x 14.5"W and is made of Black polymer. Tablets are attached at the left or right (as seated) Tablet arms are not available on stools.
- Upholstery options: fabric, vinyl or leather. Vinyl and leather models may feature stitch detail across the seat and/or back cushions, if applicable.







- Sidero beam seating consists of upper seat units (6930, 6931) including mounting brackets and all hardware necessary for attachment to beam.
- For all beam components, tables and a complete list of available upper seat units, see Beam Seating series.





OPTIONAL FEATURES

- An optional 18.5"D x 18.5"W high pressure laminate writing tablet is available. The core is hardwood veneer plywood with a radiused edge and finished in clear lacquer. This writing tablet is offered in the following finishes: Black (BLK), Clear Maple (CMB), Designer White (DWT) and Noce Grigio (NGL). Please specify. Add \$68.
- Optional abrasion resistant outer back fabric (polyester) is available. Resistant to impact damage. Available in Black only. Please specify (BKB). Add \$17.
- A selection of glide options is available. Glides must be chosen to best suit flooring type and site conditions. For more information, please refer to the glide section (page 357).
- Glides with felt pads (FG) are available for vinyl sheet, cork or laminate flooring, please specify. Add \$43.
- Glides with rubber pads (RG) are available for vinyl, hardwood, laminate, stone or ceramic flooring, please specify. Add \$43.
- For chairs used on hard surface floors, please specify opaque, off-white, non-marking Glides (NM). No upcharge.
- Steel cushioned self-leveling glides (B) are available on all models (adds 0.5" to seat height), please specify. Add \$17.
- For hard surface flooring casters, please specify (C9R). Four-legged models, add \$17. Task chairs, add \$21.
- Rugged steel frame is available in many finishes, please see page 378. For Chrome (CHM) finish, add \$26.

DESCRIPTION	FEATURES	MODEL #	STANDARD TEXTILE GRADES													
			1	2	3	4	5	6	7	8	9	10	11	12		
 <p><b>Armchair</b> COM: 1.25 YD   1.14 M Unit weight: 23 LB   10.5 KG Carton weight: 31.5 LB   14.29 KG Carton volume: 15.5 FT³   0.43 MT³</p>	<p>Stacks 5 high on floor. Stacks 8 high on dolly. Tablet models do not stack. Ergonomic features: M, N</p> <p><b>Available with tablet:</b> <b>Specify (L) left or (R) right tablet.</b> <b>(Example: 6900TL or 6900TR).</b></p>	<b>6900</b>	425	465	499	538	601	660	719	770	834	894	975	1090		
		<b>6900T</b>	678	718	752	791	854	913	972	1023	1087	1147	1228	1343		
		<b>OVERALL DIMENSIONS</b>			<b>SEAT DIMENSIONS</b>			<b>BACK DIMENSIONS</b>								
		<b>W D H</b>			<b>W D H</b>			<b>W H</b>								
		IN 25.5 24 33			19.5 18 17.5			19 15.5								
		MM 648 610 838			495 457 445			483 394								
		RTA 00			1 per carton											
		 <p><b>Armchair w/Casters</b> COM: 1.25 YD   1.14 M Unit weight: 23 LB   10.5 KG Carton weight: 31.5 LB   14.29 KG Carton volume: 15.5 FT³   0.43 MT³</p>	<p>Stacks 3 high on floor. Tablet models do not stack. Ergonomic features: M, N</p> <p><b>Available with tablet:</b> <b>Specify (L) left or (R) right tablet.</b> <b>(Example: 6900CTL or 6900CTR).</b></p>	<b>6900C</b>	509	549	583	622	685	744	803	854	918	978	1059	1174
				<b>6900CT</b>	761	801	835	874	937	996	1055	1106	1170	1230	1311	1426
				<b>OVERALL DIMENSIONS</b>			<b>SEAT DIMENSIONS</b>			<b>BACK DIMENSIONS</b>						
<b>W D H</b>				<b>W D H</b>			<b>W H</b>									
IN 25.5 24 33				19.5 18 17.5			19 15.5									
MM 648 610 838				495 457 445			483 394									
RTA 00				1 per carton												

DESCRIPTION	FEATURES	MODEL#	STANDARD TEXTILE GRADES											
			1	2	3	4	5	6	7	8	9	10	11	12
 <p><b>Side Chair</b> COM: 1.25 YD   1.14 M Unit weight: 20 LB   9.1 KG Carton weight: 28 LB   12.7 KG Carton volume: 13.75 FT³   0.38 MT³</p>	<p>Stacks 5 high on floor. Stacks 8 high on dolly. Tablet models do not stack. Ergonomic features: M, N</p> <p><b>Available with tablet:</b> <b>Specify (L) left or (R) right tablet.</b> <b>(Example: 6901TL or 6901TR).</b></p>	<b>6901</b>	396	436	470	509	572	631	690	741	805	865	946	1061
		<b>6901T</b>	647	687	721	760	823	882	941	992	1056	1116	1197	1312
		<b>OVERALL DIMENSIONS</b>			<b>SEAT DIMENSIONS</b>			<b>BACK DIMENSIONS</b>						
			<b>W</b>	<b>D</b>	<b>H</b>	<b>W</b>	<b>D</b>	<b>H</b>	<b>W</b>	<b>H</b>				
	IN 21	24	33	19.5	18	17.5	19	15.5						
	MM 533	610	838	495	457	445	483	394						
	<b>RTA 00</b>	1 per carton												
 <p><b>Side Chair w/Casters</b> COM: 1.25 YD   1.14 M Unit weight: 20 LB   9.1 KG Carton weight: 28 LB   12.7 KG Carton volume: 13.75 FT³   0.38 MT³</p>	<p>Stacks 3 high on floor. Tablet models do not stack. Ergonomic features: M, N</p> <p><b>Available with tablet:</b> <b>Specify (L) left or (R) right tablet.</b> <b>(Example: 6901CTL or 6901CTR).</b></p>	<b>6901C</b>	480	520	554	593	656	715	774	825	889	949	1030	1145
		<b>6901CT</b>	732	772	806	845	908	967	1026	1077	1141	1201	1282	1397
		<b>OVERALL DIMENSIONS</b>			<b>SEAT DIMENSIONS</b>			<b>BACK DIMENSIONS</b>						
			<b>W</b>	<b>D</b>	<b>H</b>	<b>W</b>	<b>D</b>	<b>H</b>	<b>W</b>	<b>H</b>				
	IN 21	24	33	19.5	18	17.5	19	15.5						
	MM 533	610	838	495	457	445	483	394						
	<b>RTA 00</b>	1 per carton												
 <p><b>Armchair - Sled Base</b> COM: 1.25 YD   1.14 M Unit weight: 26 LB   11.8 KG Carton weight: 34.5 LB   15.65 KG Carton volume: 15.5 FT³   0.43 MT³</p>	<p>Does not stack. Ergonomic features: M, N</p>	<b>6902</b>	519	559	593	632	695	754	813	864	928	988	1069	1184
		<b>OVERALL DIMENSIONS</b>			<b>SEAT DIMENSIONS</b>			<b>BACK DIMENSIONS</b>						
			<b>W</b>	<b>D</b>	<b>H</b>	<b>W</b>	<b>D</b>	<b>H</b>	<b>W</b>	<b>H</b>				
			IN 25.5	24	33	19.5	18	17.5	19	15.5				
	MM 648	610	838	495	457	445	483	394						
	<b>RTA 00</b>	1 per carton												
 <p><b>Side Chair - Sled Base</b> COM: 1.25 YD   1.14 M Unit weight: 24 LB   10.9 KG Carton weight: 32 LB   14.51 KG Carton volume: 13.75 FT³   0.38 MT³</p>	<p>Does not stack. Ergonomic features: M, N</p>	<b>6903</b>	493	533	567	606	669	728	787	838	902	962	1043	1158
		<b>OVERALL DIMENSIONS</b>			<b>SEAT DIMENSIONS</b>			<b>BACK DIMENSIONS</b>						
			<b>W</b>	<b>D</b>	<b>H</b>	<b>W</b>	<b>D</b>	<b>H</b>	<b>W</b>	<b>H</b>				
			IN 21	24	33	19.5	18	17.5	19	15.5				
	MM 533	610	838	495	457	445	483	394						
	<b>RTA 00</b>	1 per carton												
 <p><b>Dolly</b> COM: N/A Unit weight: 13 LB   5.9 KG Carton weight: 16 LB   7.26 KG Carton volume: 3.8 FT³   0.1 MT³</p>	<p>List price</p> <p><b>2125WS</b> 290</p>													
		<b>OVERALL DIMENSIONS</b>			<b>SEAT DIMENSIONS</b>			<b>BACK DIMENSIONS</b>						
			<b>W</b>	<b>D</b>	<b>H</b>	<b>W</b>	<b>D</b>	<b>H</b>	<b>W</b>	<b>H</b>				
			IN 23.25	24.75	12.25	-	-	-	-	-				
	MM 591	629	311	-	-	-	-	-						
	<b>RTA 00</b>		1 per carton											

DESCRIPTION	FEATURES	MODEL#	STANDARD TEXTILE GRADES											
			1	2	3	4	5	6	7	8	9	10	11	12
 <p><b>Counter Stool w/Arms</b> COM: 1.25 YD   1.14 M Unit weight: 24 LB   10.9 KG Carton weight: 34.5 LB   15.65 KG Carton volume: 24 FT³   0.67 MT³</p>	<p>Does not stack.</p> <p>Ergonomic features: M, N</p>	<p><b>6904</b></p>	579	619	653	692	755	814	873	924	988	1048	1129	1244
			<b>OVERALL DIMENSIONS</b>			<b>SEAT DIMENSIONS</b>			<b>BACK DIMENSIONS</b>					
			<b>W</b>	<b>D</b>	<b>H</b>	<b>W</b>	<b>D</b>	<b>H</b>	<b>W</b>	<b>H</b>				
			IN 25.5 MM 648	24 610	40.5 1029	19.5 495	18 457	24.5 622	19 483	15.5 394				
			<b>RTA 00</b>	1 per carton										
 <p><b>Armless Counter Stool</b> COM: 1.25 YD   1.14 M Unit weight: 22 LB   10 KG Carton weight: 31 LB   14.06 KG Carton volume: 17.75 FT³   0.5 MT³</p>	<p>Does not stack.</p> <p>Ergonomic features: M, N</p>	<p><b>6905</b></p>	551	591	625	664	727	786	845	896	960	1020	1101	1216
			<b>OVERALL DIMENSIONS</b>			<b>SEAT DIMENSIONS</b>			<b>BACK DIMENSIONS</b>					
			<b>W</b>	<b>D</b>	<b>H</b>	<b>W</b>	<b>D</b>	<b>H</b>	<b>W</b>	<b>H</b>				
			IN 21 MM 533	24 610	40.5 1029	19.5 495	18 457	24.5 622	19 483	15.5 394				
			<b>RTA 00</b>	1 per carton										
 <p><b>Bar Stool w/Arms</b> COM: 1.25 YD   1.14 M Unit weight: 26 LB   11.8 KG Carton weight: 36.5 LB   16.56 KG Carton volume: 24 FT³   0.67 MT³</p>	<p>Does not stack.</p> <p>Ergonomic features: M, N</p>	<p><b>6906</b></p>	610	650	684	723	786	845	904	955	1019	1079	1160	1275
			<b>OVERALL DIMENSIONS</b>			<b>SEAT DIMENSIONS</b>			<b>BACK DIMENSIONS</b>					
			<b>W</b>	<b>D</b>	<b>H</b>	<b>W</b>	<b>D</b>	<b>H</b>	<b>W</b>	<b>H</b>				
			IN 25.5 MM 648	24 610	44.5 1130	19.5 495	18 457	28.5 724	19 483	15.5 394				
			<b>RTA 00</b>	1 per carton										
 <p><b>Armless Bar Stool</b> COM: 1.25 YD   1.14 M Unit weight: 24 LB   10.9 KG Carton weight: 32 LB   14.51 KG Carton volume: 17.5 FT³   0.49 MT³</p>	<p>Does not stack.</p> <p>Ergonomic features: M, N</p>	<p><b>6907</b></p>	580	620	654	693	756	815	874	925	989	1049	1130	1245
			<b>OVERALL DIMENSIONS</b>			<b>SEAT DIMENSIONS</b>			<b>BACK DIMENSIONS</b>					
			<b>W</b>	<b>D</b>	<b>H</b>	<b>W</b>	<b>D</b>	<b>H</b>	<b>W</b>	<b>H</b>				
			IN 21 MM 533	24 610	44.5 1130	19.5 495	18 457	28.5 724	19 483	15.5 394				
			<b>RTA 00</b>	1 per carton										
 <p><b>Armless Chair - 13" High Seat</b> COM: 1 YD   0.91 M Unit weight: 11 LB   5 KG Carton weight: 15 LB   6.8 KG Carton volume: 4.1 FT³   0.11 MT³</p>	<p>Stack up to 4 high on floor. For preschool to grade 3.</p> <p>Ergonomic features: M, N</p>	<p><b>6909</b></p>	375	407	434	465	516	563	610	651	702	750	815	907
			<b>OVERALL DIMENSIONS</b>			<b>SEAT DIMENSIONS</b>			<b>BACK DIMENSIONS</b>					
			<b>W</b>	<b>D</b>	<b>H</b>	<b>W</b>	<b>D</b>	<b>H</b>	<b>W</b>	<b>H</b>				
			IN 15.5 MM 394	15.5 394	24 610	14 356	10 254	13 330	13.5 343	11 279				
			<b>RTA 00</b>		1 per carton									

DESCRIPTION	FEATURES	MODEL#	STANDARD TEXTILE GRADES														
			1	2	3	4	5	6	7	8	9	10	11	12			
 <p><b>Seat Unit w/Arms</b>                      COM: 1.25 YD   1.14 M                      Unit weight: 20 LB   9.1 KG                      Carton weight: 25 LB   11.34 KG                      Carton volume: 9.75 FT³   0.27 MT³</p>	Upholstered seat & back.  Use with beam.	<b>6930</b>	521	561	595	634	697	756	815	866	930	990	1071	1186			
			<b>OVERALL DIMENSIONS</b>			<b>SEAT DIMENSIONS</b>			<b>BACK DIMENSIONS</b>								
			<b>W</b>	<b>D</b>	<b>H</b>	<b>W</b>	<b>D</b>	<b>H</b>	<b>W</b>	<b>H</b>							
			IN 25.5	23.5	19	19.5	18	-	19	15.5							
			MM 648	597	483	495	457	-	483	394							
			<b>RTA 00</b>		<b>courier</b>		1 per carton										
																	
			<hr/>														
			 <p><b>Armless Seat Unit</b>                      COM: 1.25 YD   1.14 M                      Unit weight: 18 LB   8.2 KG                      Carton weight: 23 LB   10.43 KG                      Carton volume: 7.25 FT³   0.2 MT³</p>	Upholstered seat & back.  Use with beam.	<b>6931</b>	493	533	567	606	669	728	787	838	902	962	1043	1158
						<b>OVERALL DIMENSIONS</b>			<b>SEAT DIMENSIONS</b>			<b>BACK DIMENSIONS</b>					
<b>W</b>	<b>D</b>	<b>H</b>				<b>W</b>	<b>D</b>	<b>H</b>	<b>W</b>	<b>H</b>							
IN 21	23.5	19				19.5	18	-	19	15.5							
MM 533	597	483				495	457	-	483	394							
<b>RTA 00</b>		<b>courier</b>				1 per carton											
																	

SONIC



model 6500S3 beam w/models 6502 seat units and 6507 table top.



model 6514MB (TBL)



model 6515WS (TTU)



model 6577TRP (CHM)

STANDARD FEATURES

- Sonic series includes: beam seating, four-legged models, sled base models, tablet models, stools, caster models and task seating.
- Four-legged/freestanding models are standard with straight legs or with a "WS" wall saver frame and durable Black polypropylene glides.
- "WS" models have a wall saver frame design; rear legs hit the baseboard first leaving clearance between the back of the chair and the wall, saving both the chair and the wall from damage.
- Four-legged/freestanding chairs are standard with Chrome legs.
- Four-legged/freestanding models are stackable up to 5 high on floor and 10 high on dolly 6517WS.
- Units available with or without arms. Arms available in Black only.
- Tablet arms are extremely rugged, suitable for armed forces and student use. Tablet hinges up to allow ease of egress. Tablet slides forward and back to accommodate any body size comfortably. Tablet models do not stack.
- Standard tablet (DB) size is 18"D x 14.5"W and is made of Black polymer. Tablets are attached at the left or right (as seated). Please specify by adding (TL) or (TR) to the model number.
- Task chairs standard with five prong, injection molded, fiberglass reinforced nylon Black spider base
- Dual wheel carpet casters (C1) are standard on any four-legged model with casters.
- Dual wheel carpet casters (C65) are standard on models 6537, 6538, 6539, 6567, 6568 and 6569.
- Upholstery options: fabric, vinyl or leather. Vinyl and leather models may feature stitch detail across the seat and/or back cushions, if applicable.
- Mesh back (MB) models are available in Black mesh only.
- Sonic beam seating consists of upper seat units (models 6501, 6502, 6503, 6504, 6505 and 6506) including mounting brackets and all hardware necessary for attachment to beam.
- Pedestal base models provide fixed location seating for use in auditoriums, classrooms, jury boxes, public venues and more. The base must be mounted to the floor (mounting hardware not included). See Pedestal Base Installation Guide on website for details.
- For all beam components, tables and a complete list of available upper seat units, see Beam Seating series.

OPTIONAL FEATURES

- Polypropylene seats and backs are available in 14 designer colors: Buzz Blue (BZB), Cactus (CCT), Carrot (CRO), Cloud (IVC), Dijon (DJN), Eggplant (EGP), Fog (FOG), Frost (FRO), Ink (INK), Latte (LAB), Night (BLK), Sand (SND), Scarlet (SAR) and Shadow (SHW). Please specify.
- An optional 18.5"D x 18.5"W high pressure laminate writing tablet is available. The core is hardwood veneer plywood with a radiused edge and finished in clear lacquer. This writing tablet is offered in the following finishes: Black (BLK), Clear Maple (CMB), Designer White (DWT) and Noce Grigio (NGL). Please specify. Add \$68.
- For four-legged/freestanding chairs frame finish options, please see page 378.
- For hard surface flooring casters on four-legged models, please specify (C9R). Add \$17.
- For hard surface flooring casters on models 6537, 6538, 6539, 6567, 6568 and 6569, please specify (C65R). Add \$21.
- A selection of glide options is available. Glides must be chosen to best suit flooring type and site conditions. For more information, please refer to the glide section (page 357).
- Glides with felt pads (FG) are available for vinyl sheet, cork or laminate flooring, please specify. Add \$43.
- Glides with rubber pads (RG) are available for vinyl, hardwood, laminate, stone or ceramic flooring, please specify. Add \$43.
- Opaque off-white non-marking glides for hard surface flooring are optional for guest chairs, please specify (NM). No upcharge.
- Steel cushioned glides (B) are available on any four-legged model without casters, please specify. Add \$17.
- Pedestal base models have Black bases with 2" height adjustable cylinders, please specify: (SH) Swivel, auto return to max height. No upcharge. (SN) Non-swivel, auto return to max height. Add \$16. (SC) Swivel, auto return to center and return to max height. Add \$26.

DESCRIPTION

FEATURES

MODEL #

STANDARD TEXTILE GRADES



6501



6501MB (mesh back)

**Armless Seat Unit**  
 COM: N/A  
 Unit weight: 10 LB | 4.5 KG  
 Carton weight: 12 LB | 5.44 KG  
 Carton volume: 6.5 FT³ | 0.18 MT³

Polypropylene seat.  
 Use with beam.

List price

6501	312
6501MB Mesh back	370

OVERALL DIMENSIONS











SEAT DIMENSIONS

BACK DIMENSIONS

	W	D	H	W	D	H	WH
IN	20	21.5	17	17	16	-	17
MM	508	546	432	432	406	-	381



2 per carton (pricing and specifications are for one seat unit)

DESCRIPTION	FEATURES	MODEL#	STANDARD TEXTILE GRADES											
			1	2	3	4	5	6	7	8	9	10	11	12
 <p><b>6502</b>                      <b>6502MB</b> (mesh back)</p> <p><b>Armless Seat Unit</b> COM: 0.75 YD   0.69 M Unit weight: 10 LB   4.5 KG Carton weight: 12 LB   5.44 KG Carton volume: 6.5 FT³   0.18 MT³</p>	<p>Upholstered seat.</p> <p>Use with beam.</p>	<b>6502</b>	353	377	397	421	459	494	529	560	598	634	683	752
		<b>6502MB</b> Mesh back	409	433	453	477	515	550	585	616	654	690	739	808
			<b>OVERALL DIMENSIONS</b>			<b>SEAT DIMENSIONS</b>			<b>BACK DIMENSIONS</b>					
			<b>W</b>	<b>D</b>	<b>H</b>	<b>W</b>	<b>D</b>	<b>H</b>	<b>W</b>	<b>H</b>				
			IN 20	22	17	17	16	-	17	15				
			MM 508	559	432	432	406	-	432	381				
			<b>RTA 00</b>		2 per carton (pricing and specifications are for one seat unit)									
 <p><b>6503</b></p> <p><b>Armless Seat Unit</b> COM: 0.75 YD   0.69 M Unit weight: 11 LB   5 KG Carton weight: 13 LB   5.9 KG Carton volume: 6.5 FT³   0.18 MT³</p>	<p>Upholstered seat &amp; back.</p> <p>Use with beam.</p>	<b>6503</b>	389	413	433	457	495	530	565	596	634	670	719	788
		<b>6503</b>	389	413	433	457	495	530	565	596	634	670	719	788
			<b>OVERALL DIMENSIONS</b>			<b>SEAT DIMENSIONS</b>			<b>BACK DIMENSIONS</b>					
			<b>W</b>	<b>D</b>	<b>H</b>	<b>W</b>	<b>D</b>	<b>H</b>	<b>W</b>	<b>H</b>				
			IN 20	22	17	17	15.5	-	17	15				
			MM 508	559	432	432	394	-	432	381				
			<b>RTA 00</b>		2 per carton (pricing and specifications are for one seat unit)									
List price														
 <p><b>6504</b>                      <b>6504MB</b> (mesh back)</p> <p><b>Seat Unit w/Arms</b> COM: N/A Unit weight: 11 LB   5 KG Carton weight: 13 LB   5.9 KG Carton volume: 6.5 FT³   0.18 MT³</p>	<p>Polypropylene seat.</p> <p>Use with beam.</p>	<b>6504</b>	366											
		<b>6504MB</b> Mesh back	421											
			<b>OVERALL DIMENSIONS</b>			<b>SEAT DIMENSIONS</b>			<b>BACK DIMENSIONS</b>					
			<b>W</b>	<b>D</b>	<b>H</b>	<b>W</b>	<b>D</b>	<b>H</b>	<b>W</b>	<b>H</b>				
			IN 23	21.5	17	17	16	-	17	15				
			MM 584	546	432	432	406	-	432	381				
			<b>RTA 00</b>		2 per carton (pricing and specifications are for one seat unit)									
 <p><b>6505</b>                      <b>6505MB</b> (mesh back)</p> <p><b>Seat Unit w/Arms</b> COM: 0.75 YD   0.69 M Unit weight: 11 LB   5 KG Carton weight: 13 LB   5.9 KG Carton volume: 6.5 FT³   0.18 MT³</p>	<p>Upholstered seat.</p> <p>Use with beam.</p>	<b>6505</b>	410	434	454	478	516	551	586	617	655	691	740	809
		<b>6505MB</b> Mesh back	466	490	510	534	572	607	642	673	711	747	796	865
			<b>OVERALL DIMENSIONS</b>			<b>SEAT DIMENSIONS</b>			<b>BACK DIMENSIONS</b>					
			<b>W</b>	<b>D</b>	<b>H</b>	<b>W</b>	<b>D</b>	<b>H</b>	<b>W</b>	<b>H</b>				
			IN 23	22	17	17	16	-	17	15				
			MM 584	559	432	432	406	-	432	381				
			<b>RTA 00</b>		2 per carton (pricing and specifications are for one seat unit)									
 <p><b>6506</b></p> <p><b>Seat Unit w/Arms</b> COM: 0.75 YD   0.69 M Unit weight: 12 LB   5.5 KG Carton weight: 14 LB   6.35 KG Carton volume: 6.5 FT³   0.18 MT³</p>	<p>Upholstered seat &amp; back.</p> <p>Use with beam.</p>	<b>6506</b>	444	468	488	512	550	585	620	651	689	725	774	843
		<b>6506</b>	444	468	488	512	550	585	620	651	689	725	774	843
			<b>OVERALL DIMENSIONS</b>			<b>SEAT DIMENSIONS</b>			<b>BACK DIMENSIONS</b>					
			<b>W</b>	<b>D</b>	<b>H</b>	<b>W</b>	<b>D</b>	<b>H</b>	<b>W</b>	<b>H</b>				
			IN 23	22	17	17	15.5	-	17	15				
			MM 584	559	432	432	394	-	432	381				
			<b>RTA 00</b>		2 per carton (pricing and specifications are for one seat unit)									

DESCRIPTION FEATURES MODEL# STANDARD TEXTILE GRADES



**Bookrack**

COM: N/A  
 Unit weight: 3 LB | 1.4 KG  
 Carton weight: 5 LB | 2.27 KG  
 Carton volume: 3.6 FT³ | 0.1 MT³

List price

**6500BR** 191

OVERALL DIMENSIONS			SEAT DIMENSIONS			BACK DIMENSIONS	
W	D	H	W	D	H	W	H

IN	16.5	14.75	12.5	-	-	-	-
MM	419	375	318	-	-	-	-

**RTA 00** 1 per carton



6508



6508MB (mesh back)

**Armless Chair**

COM: N/A  
 Unit weight: 7.5 LB | 3.4 KG  
 Carton weight: 11.5 LB | 5.22 KG  
 Carton volume: 13.75 FT³ | 0.38 MT³

Polypropylene seat.  
 Stacks 5 high on floor.  
 Stacks 10 high on dolly.

List price

**6508** 213  
**6508WS** 243  
**6508MB** 271  
**6508WSMB** 300

OVERALL DIMENSIONS			SEAT DIMENSIONS			BACK DIMENSIONS	
W	D	H	W	D	H	W	H

IN	21.5	22	33	17	16	18	17
MM	546	559	838	432	406	457	432

**RTA 00** 2 per carton (pricing and specifications are for one chair)



6508TR



6508TRMB (mesh back)

**Armless Chair w/Tablet**

COM: N/A  
 Unit weight: 20 LB | 9.1 KG  
 Carton weight: 26 LB | 11.79 KG  
 Carton volume: 14.25 FT³ | 0.4 MT³

Polypropylene seat.  
 Does not stack.  
**Specify (L) left or (R) right tablet.**  
**(Example: 6508TL or 6508TR).**

List price

**6508T** 475  
**6508TWS** 504  
**6508TMB** 531  
**6508TWSMB** 563

OVERALL DIMENSIONS			SEAT DIMENSIONS			BACK DIMENSIONS	
W	D	H	W	D	H	W	H

IN	24.75	26.5	32	17	16	18	17
MM	629	673	813	432	406	457	432

**RTA 00** 1 per carton



6509



6509MB (mesh back)

**Armless Chair**

COM: 0.75 YD | 0.69 M  
 Unit weight: 10 LB | 4.5 KG  
 Carton weight: 14 LB | 6.35 KG  
 Carton volume: 13.75 FT³ | 0.38 MT³

Upholstered seat.  
 Stacks 5 high on floor.  
 Stacks 10 high on dolly.

	1	2	3	4	5	6	7	8	9	10	11	12
<b>6509</b>	272	296	316	340	378	413	448	479	517	553	602	671
<b>6509MB</b>	329	353	373	397	435	470	505	536	574	610	659	728
<b>6509WS</b>	297	321	341	365	403	438	473	504	542	578	627	696
<b>6509WSMB</b>	355	379	399	423	461	496	531	562	600	636	685	754

OVERALL DIMENSIONS			SEAT DIMENSIONS			BACK DIMENSIONS	
W	D	H	W	D	H	W	H

IN	21.5	22	33	17	16	18.5	17
MM	546	559	838	432	406	470	432

**RTA 00** 2 per carton (pricing and specifications are for one chair)



6509TR



6509TRMB (mesh back)

**Armless Chair w/Tablet**

COM: 0.75 YD | 0.69 M  
 Unit weight: 22 LB | 10 KG  
 Carton weight: 28 LB | 12.7 KG  
 Carton volume: 14.25 FT³ | 0.4 MT³









Upholstered seat.  
 Does not stack.  
**Specify (L) left or (R) right tablet.**  
**(Example: 6509TL or 6509TR).**

	1	2	3	4	5	6	7	8	9	10	11	12
<b>6509T</b>	535	559	579	603	641	676	711	742	780	816	865	934
<b>6509TWS</b>	559	583	603	627	665	700	735	766	804	840	889	958
<b>6509TMB</b>	592	616	636	660	698	733	768	799	837	873	922	991
<b>6509TWSMB</b>	617	641	661	685	723	758	793	824	862	898	947	1016

OVERALL DIMENSIONS			SEAT DIMENSIONS			BACK DIMENSIONS	
W	D	H	W	D	H	W	H

IN	24.75	26.5	32	17	16	18.5	17
MM	629	673	813	432	406	470	432

**RTA 00** 1 per carton

DESCRIPTION	FEATURES	MODEL#	STANDARD TEXTILE GRADES														
			1	2	3	4	5	6	7	8	9	10	11	12			
 <p><b>6511</b></p> <p><b>Armless Chair</b> COM: 0.75 YD   0.69 M Unit weight: 11 LB   5 KG Carton weight: 15 LB   6.8 KG Carton volume: 13.75 FT³   0.38 MT³</p>	Upholstered seat & back.  Stacks 5 high on floor. Stacks 10 high on dolly.		1	2	3	4	5	6	7	8	9	10	11	12			
		<b>6511</b>	310	334	354	378	416	451	486	517	555	591	640	709			
		<b>6511WS</b> Wall saver	336	360	380	404	442	477	512	543	581	617	666	735			
		<b>OVERALL DIMENSIONS</b>	<b>W</b>	<b>D</b>	<b>H</b>	<b>SEAT DIMENSIONS</b>	<b>W</b>	<b>D</b>	<b>H</b>	<b>BACK DIMENSIONS</b>	<b>W</b>	<b>H</b>					
		IN 21.5 MM 546	22 559	33.5 851	17 432	15.5 394	18.5 470	17 432	15 381								
		<b>RTA 00</b>	2 per carton (pricing and specifications are for one chair)														
 <p><b>6511TR</b></p> <p><b>Armless Chair w/Tablet</b> COM: 0.75 YD   0.69 M Unit weight: 23 LB   10.5 KG Carton weight: 29 LB   13.15 KG Carton volume: 14.25 FT³   0.4 MT³</p>	Upholstered seat & back. Does not stack.  <b>Specify (L) left or (R) right tablet</b> <b>(Example: 6511TL or 6511TR).</b>		1	2	3	4	5	6	7	8	9	10	11	12			
		<b>6511T</b>	573	597	617	641	679	714	749	780	818	854	903	972			
		<b>6511TWS</b> Wall saver	598	622	642	666	704	739	774	805	843	879	928	997			
		<b>OVERALL DIMENSIONS</b>	<b>W</b>	<b>D</b>	<b>H</b>	<b>SEAT DIMENSIONS</b>	<b>W</b>	<b>D</b>	<b>H</b>	<b>BACK DIMENSIONS</b>	<b>W</b>	<b>H</b>					
		IN 24.75 MM 629	26.5 673	32.5 826	17 432	16 406	18.5 470	17 432	15 381								
		<b>RTA 00</b>	1 per carton														
 <p><b>6513</b></p>  <p><b>6513MB</b> (mesh back)</p> <p><b>Armchair</b> COM: N/A Unit weight: 9.5 LB   4.3 KG Carton weight: 13.5 LB   6.12 KG Carton volume: 13.75 FT³   0.38 MT³</p>	Polypropylene seat.  Stacks 5 high on floor. Stacks 10 high on dolly.	List price															
		<b>6513</b>	271														
		<b>6513WS</b>	297														
		<b>6513MB</b>	328														
		<b>6513WSMB</b>	355														
	<b>OVERALL DIMENSIONS</b>	<b>W</b>	<b>D</b>	<b>H</b>	<b>SEAT DIMENSIONS</b>	<b>W</b>	<b>D</b>	<b>H</b>	<b>BACK DIMENSIONS</b>	<b>W</b>	<b>H</b>						
IN 23 MM 584	22 559	33 838	17 432	16 406	18 457	17 432	15 381										
		<b>RTA 00</b>	2 per carton (pricing and specifications are for one chair)														
 <p><b>6513TR</b></p>  <p><b>6513TRMB</b> (mesh back)</p> <p><b>Armchair w/Tablet</b> COM: N/A Unit weight: 21 LB   9.5 KG Carton weight: 27 LB   12.25 KG Carton volume: 14.25 FT³   0.4 MT³</p>	Polypropylene seat. Does not stack.  <b>Specify (L) left or (R) right tablet</b> <b>(Example: 6513TL or 6513TR).</b>	List price															
		<b>6513T</b>	531														
		<b>6513TWS</b>	559														
		<b>6513TMB</b>	591														
		<b>6513TWSMB</b>	617														
	<b>OVERALL DIMENSIONS</b>	<b>W</b>	<b>D</b>	<b>H</b>	<b>SEAT DIMENSIONS</b>	<b>W</b>	<b>D</b>	<b>H</b>	<b>BACK DIMENSIONS</b>	<b>W</b>	<b>H</b>						
IN 25 MM 635	26.5 673	32 813	17 432	16 406	18 457	17 432	15 381										
		<b>RTA 00</b>	1 per carton														
 <p><b>6514</b></p>  <p><b>6514MB</b> (mesh back)</p> <p><b>Armchair</b> COM: 0.75 YD   0.69 M Unit weight: 12 LB   5.5 KG Carton weight: 16 LB   7.26 KG Carton volume: 13.75 FT³   0.38 MT³</p>	Upholstered seat.  Stacks 5 high on floor. Stacks 10 high on dolly.		1	2	3	4	5	6	7	8	9	10	11	12			
		<b>6514</b>	328	352	372	396	434	469	504	535	573	609	658	727			
		<b>6514WS</b>	355	379	399	423	461	496	531	562	600	636	685	754			
		<b>6514MB</b>	384	408	428	452	490	525	560	591	629	665	714	783			
		<b>6514WSMB</b>	411	435	455	479	517	552	587	618	656	692	741	810			
	<b>OVERALL DIMENSIONS</b>	<b>W</b>	<b>D</b>	<b>H</b>	<b>SEAT DIMENSIONS</b>	<b>W</b>	<b>D</b>	<b>H</b>	<b>BACK DIMENSIONS</b>	<b>W</b>	<b>H</b>						
IN 23 MM 584	22 559	33 838	17 432	16 406	18.5 470	17 432	14.5 368										
		<b>RTA 00</b>	2 per carton (pricing and specifications are for one chair)														



DESCRIPTION FEATURES MODEL# STANDARD TEXTILE GRADES



6514TR



6514TRMB (mesh back)

**Armchair w/Tablet**

COM: 0.75 YD | 0.69 M

Unit weight: 23 LB | 10.5 KG

Carton weight: 29 LB | 13.15 KG

Carton volume: 14.25 FT<sup>3</sup> | 0.4 MT<sup>3</sup>

Upholstered seat.  
Does not stack.

**Specify (L) left or (R) right tablet.**  
**(Example: 6514TL or 6514TR).**

MODEL#	STANDARD TEXTILE GRADES											
	1	2	3	4	5	6	7	8	9	10	11	12
6514T	591	615	635	659	697	732	767	798	836	872	921	990
6514TWS	617	641	661	685	723	758	793	824	862	898	947	1016
6514TMB	647	671	691	715	753	788	823	854	892	928	977	1046
6514TWSMB	673	697	717	741	779	814	849	880	918	954	1003	1072

OVERALL DIMENSIONS SEAT DIMENSIONS BACK DIMENSIONS

	OVERALL DIMENSIONS			SEAT DIMENSIONS			BACK DIMENSIONS		
	W	D	H	W	D	H	W	H	
IN	25	26.5	32	17	16	18.5	17	15	
MM	635	673	813	432	406	470	432	381	

RTA 00 1 per carton



6515

**Armchair**

COM: 0.75 YD | 0.69 M

Unit weight: 13 LB | 5.9 KG

Carton weight: 17 LB | 7.71 KG

Carton volume: 13.75 FT<sup>3</sup> | 0.38 MT<sup>3</sup>

Upholstered seat & back.

Stacks 5 high on floor.  
Stacks 10 high on dolly.

MODEL#	STANDARD TEXTILE GRADES											
	1	2	3	4	5	6	7	8	9	10	11	12
6515	363	387	407	431	469	504	539	570	608	644	693	762

6515WS Wall saver	392	416	436	460	498	533	568	599	637	673	722	791
----------------------	-----	-----	-----	-----	-----	-----	-----	-----	-----	-----	-----	-----

OVERALL DIMENSIONS SEAT DIMENSIONS BACK DIMENSIONS

	OVERALL DIMENSIONS			SEAT DIMENSIONS			BACK DIMENSIONS		
	W	D	H	W	D	H	W	H	
IN	23	22	33.5	17	15.5	18.5	17	15	
MM	584	559	851	432	394	470	432	381	

RTA 00 2 per carton (pricing and specifications are for one chair)



6515TR

**Armchair w/Tablet**

COM: 0.75 YD | 0.69 M

Unit weight: 24 LB | 10.9 KG

Carton weight: 30 LB | 13.61 KG

Carton volume: 14.25 FT<sup>3</sup> | 0.4 MT<sup>3</sup>

Upholstered seat & back.  
Does not stack.

**Specify (L) left or (R) right tablet.**  
**(Example: 6515TL or 6515TR).**

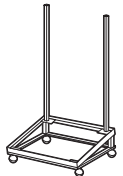
MODEL#	STANDARD TEXTILE GRADES											
	1	2	3	4	5	6	7	8	9	10	11	12
6515T	626	650	670	694	732	767	802	833	871	907	956	1025

6515TWS Wall saver	655	679	699	723	761	796	831	862	900	936	985	1054
-----------------------	-----	-----	-----	-----	-----	-----	-----	-----	-----	-----	-----	------

OVERALL DIMENSIONS SEAT DIMENSIONS BACK DIMENSIONS

	OVERALL DIMENSIONS			SEAT DIMENSIONS			BACK DIMENSIONS		
	W	D	H	W	D	H	W	H	
IN	25	26.5	32.5	17	16	18.5	17	15	
MM	635	673	826	432	406	470	432	381	

RTA 00 1 per carton



**Dolly - Wall Saver**

COM: N/A

Unit weight: 17 LB | 7.7 KG

Carton weight: 20 LB | 9.07 KG

Carton volume: 4 FT<sup>3</sup> | 0.11 MT<sup>3</sup>

Accommodates 10 chairs.

List price

6517WS Wall saver	363
----------------------	-----

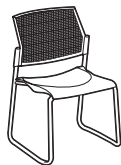
OVERALL DIMENSIONS SEAT DIMENSIONS BACK DIMENSIONS

	OVERALL DIMENSIONS			SEAT DIMENSIONS			BACK DIMENSIONS		
	W	D	H	W	D	H	W	H	
IN	23.25	24.75	12.25	-	-	-	-	-	
MM	591	629	311	-	-	-	-	-	

RTA 1 courier 2 cartons



6518



6518MB (mesh back)

**Armless Chair w/Sled Base**

COM: N/A

Unit weight: 9 LB | 4.1 KG

Carton weight: 11.5 LB | 5.22 KG

Carton volume: 13.75 FT<sup>3</sup> | 0.38 MT<sup>3</sup>

Polypropylene seat.

Stacks 5 high on floor.  
Stacks 10 high on dolly.









List price

6518	271
6518WS	297
6518MB	328
6518WSMB	355

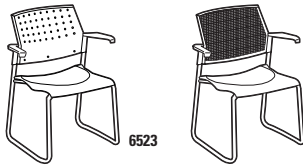
OVERALL DIMENSIONS SEAT DIMENSIONS BACK DIMENSIONS

	OVERALL DIMENSIONS			SEAT DIMENSIONS			BACK DIMENSIONS		
	W	D	H	W	D	H	W	H	
IN	21.5	22	33	17	16	18	17	15	
MM	546	559	838	432	406	457	432	381	

RTA 00 2 per carton (pricing and specifications are for one chair)

DESCRIPTION	FEATURES	MODEL#	STANDARD TEXTILE GRADES											
 6518TR	 6518TRMB (mesh back)	List price												
		6518T 531 6518TWS 559 6518TMB 591 6518TWSMB 617	OVERALL DIMENSIONS			SEAT DIMENSIONS			BACK DIMENSIONS					
<b>Armless Chair w/Tablet and Sled Base</b> COM: N/A Unit weight: 22 LB   10 KG Carton weight: 28 LB   12.7 KG Carton volume: 14.25 FT <sup>3</sup>   0.4 MT <sup>3</sup>	Polypropylene seat. Does not stack.	IN 24.75 26.5 32 MM 629 673 813	W 17 D 432 H 457	W 16 D 406 H 457	W 18 D 457 H 457	W 17 D 432 H 432	W 15 D 381 H 381							
<b>Specify (L) left or (R) right tablet.</b> (Example: 6518TL or 6518TR).		<b>RTA 00</b>	1 per carton											
 6519	 6519MB (mesh back)	List price												
		6519 328 352 372 396 434 469 504 535 573 609 658 727 6519WS 355 379 399 423 461 496 531 562 600 636 685 754 6519MB 384 408 428 452 490 525 560 591 629 665 714 783 6519WSMB 411 435 455 479 517 552 587 618 656 692 741 810	OVERALL DIMENSIONS			SEAT DIMENSIONS			BACK DIMENSIONS					
<b>Armless Chair w/Sled Base</b> COM: 0.75 YD   0.69 M Unit weight: 11.5 LB   5.2 KG Carton weight: 15.5 LB   7.03 KG Carton volume: 13.75 FT <sup>3</sup>   0.38 MT <sup>3</sup>	Upholstered seat. Stacks 5 high on floor. Stacks 10 high on dolly.	IN 21.5 22 33 MM 546 559 838	W 17 D 432 H 470	W 16 D 406 H 470	W 18.5 D 470 H 470	W 17 D 432 H 432	W 14.5 D 368 H 368							
<b>Specify (L) left or (R) right tablet.</b> (Example: 6519TL or 6519TR).		<b>RTA 00</b>	2 per carton (pricing and specifications are for one chair)											
 6519TR	 6519TRMB (mesh back)	List price												
		6519T 591 615 635 659 697 732 767 798 836 872 921 990 6519TWS 617 641 661 685 723 758 793 824 862 898 947 1016 6519TMB 647 671 691 715 753 788 823 854 892 928 977 1046 6519TWSMB 673 697 717 741 779 814 849 880 918 954 1003 1072	OVERALL DIMENSIONS			SEAT DIMENSIONS			BACK DIMENSIONS					
<b>Armless Chair w/Tablet and Sled Base</b> COM: 0.75 YD   0.69 M Unit weight: 23 LB   10.5 KG Carton weight: 29 LB   13.15 KG Carton volume: 14.25 FT <sup>3</sup>   0.4 MT <sup>3</sup>	Upholstered seat. Does not stack.	IN 24.5 26.5 32 MM 622 673 813	W 17 D 432 H 470	W 16 D 406 H 470	W 18.5 D 470 H 470	W 17 D 432 H 432	W 15 D 381 H 381							
<b>Specify (L) left or (R) right tablet.</b> (Example: 6519TL or 6519TR).		<b>RTA 00</b>	1 per carton											
 6521		List price												
		6521 363 387 407 431 469 504 539 570 608 644 693 762 6521WS 392 416 436 460 498 533 568 599 637 673 722 791 Wall saver	OVERALL DIMENSIONS			SEAT DIMENSIONS			BACK DIMENSIONS					
<b>Armless Chair w/Sled Base</b> COM: 0.75 YD   0.69 M Unit weight: 12.5 LB   5.7 KG Carton weight: 16.5 LB   7.48 KG Carton volume: 13.75 FT <sup>3</sup>   0.38 MT <sup>3</sup>	Upholstered seat & back. Stacks 5 high on floor. Stacks 10 high on dolly.	IN 21.5 22 33.5 MM 546 559 851	W 17 D 432 H 470	W 16 D 406 H 470	W 18.5 D 470 H 470	W 17 D 432 H 432	W 15 D 381 H 381							
<b>Specify (L) left or (R) right tablet.</b> (Example: 6521TL or 6521TR).		<b>RTA 00</b>	2 per carton (pricing and specifications are for one chair)											
 6521TR		List price												
		6521T 626 650 670 694 732 767 802 833 871 907 956 1025 6521TWS 655 679 699 723 761 796 831 862 900 936 985 1054 Wall saver	OVERALL DIMENSIONS			SEAT DIMENSIONS			BACK DIMENSIONS					
<b>Armless Chair w/Tablet and Sled Base</b> COM: 0.75 YD   0.69 M Unit weight: 23 LB   10.5 KG Carton weight: 29 LB   13.15 KG Carton volume: 14.25 FT <sup>3</sup>   0.4 MT <sup>3</sup>	Upholstered seat & back. Does not stack.	IN 24.75 26.5 32.5 MM 629 673 826	W 17 D 432 H 470	W 16 D 406 H 470	W 18.5 D 470 H 470	W 17 D 432 H 432	W 15 D 381 H 381							
<b>Specify (L) left or (R) right tablet.</b> (Example: 6521TL or 6521TR).		<b>RTA 00</b>	1 per carton											

DESCRIPTION FEATURES MODEL# STANDARD TEXTILE GRADES



**6523**  
**6523MB (mesh back)**

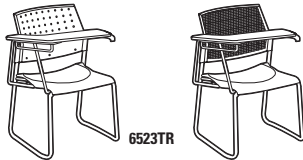
**Armchair w/Sled Base**  
 COM: N/A  
 Unit weight: 11 LB | 5 KG  
 Carton weight: 15 LB | 6.8 KG  
 Carton volume: 13.75 FT<sup>3</sup> | 0.38 MT<sup>3</sup>

Polypropylene seat.  
 Stacks 5 high on floor.  
 Stacks 10 high on dolly.

List price	
6523	327
6523WS	354
6523MB	383
6523WSMB	410

OVERALL DIMENSIONS			SEAT DIMENSIONS			BACK DIMENSIONS	
W	D	H	W	D	H	W	H
IN 23	22	33	17	16	18	17	15
MM 584	559	838	432	406	457	432	381

**RTA 00** 2 per carton (pricing and specifications are for one chair)



**6523TR**  
**6523TRMB (mesh back)**

**Armchair w/Tablet and Sled Base**  
 COM: N/A  
 Unit weight: 21 LB | 9.5 KG  
 Carton weight: 27 LB | 12.25 KG  
 Carton volume: 14.25 FT<sup>3</sup> | 0.4 MT<sup>3</sup>

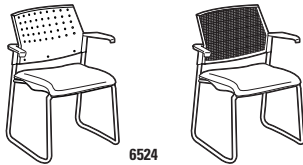
Polypropylene seat.  
 Does not stack.

**Specify (L) left or (R) right tablet**  
**(Example: 6523TL or 6523TR).**

List price	
6523T	590
6523TWS	614
6523TMB	645
6523TWSMB	672

OVERALL DIMENSIONS			SEAT DIMENSIONS			BACK DIMENSIONS	
W	D	H	W	D	H	W	H
IN 25	26.5	32	17	16	18	17	15
MM 635	673	813	432	406	457	432	381

**RTA 00** 1 per carton



**6524**  
**6524MB (mesh back)**

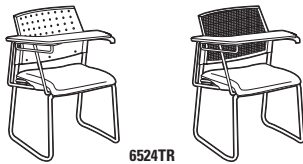
**Armchair w/Sled Base**  
 COM: 0.75 YD | 0.69 M  
 Unit weight: 13.5 LB | 6.1 KG  
 Carton weight: 16 LB | 7.26 KG  
 Carton volume: 11.75 FT<sup>3</sup> | 0.33 MT<sup>3</sup>

Upholstered seat.  
 Stacks 5 high on floor.  
 Stacks 10 high on dolly.

	1	2	3	4	5	6	7	8	9	10	11	12
6524	383	407	427	451	489	524	559	590	628	664	713	782
6524WS	411	435	455	479	517	552	587	618	656	692	741	810
6524MB	440	464	484	508	546	581	616	647	685	721	770	839
6524WSMB	469	493	513	537	575	610	645	676	714	750	799	868

OVERALL DIMENSIONS			SEAT DIMENSIONS			BACK DIMENSIONS	
W	D	H	W	D	H	W	H
IN 23	22	33	17	16	18.5	17	14.5
MM 584	559	838	432	406	470	432	368

**RTA 00** 2 per carton (pricing and specifications are for one chair)



**6524TR**  
**6524TRMB (mesh back)**

**Armchair w/Tablet and Sled Base**  
 COM: 0.75 YD | 0.69 M  
 Unit weight: 23 LB | 10.5 KG  
 Carton weight: 29 LB | 13.15 KG  
 Carton volume: 14.25 FT<sup>3</sup> | 0.4 MT<sup>3</sup>

Upholstered seat.  
 Does not stack.

**Specify (L) left or (R) right tablet**  
**(Example: 6524TL or 6524TR).**

	1	2	3	4	5	6	7	8	9	10	11	12
6524T	645	669	689	713	751	786	821	852	890	926	975	1044
6524TWS	673	697	717	741	779	814	849	880	918	954	1003	1072
6524TMB	701	725	745	769	807	842	877	908	946	982	1031	1100
6524TWSMB	729	753	773	797	835	870	905	936	974	1010	1059	1128

OVERALL DIMENSIONS			SEAT DIMENSIONS			BACK DIMENSIONS	
W	D	H	W	D	H	W	H
IN 25	26.5	32	17	16	18.5	17	15
MM 635	673	813	432	406	470	432	381

**RTA 00** 1 per carton



**6525**


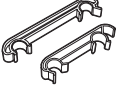

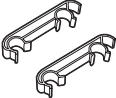



**Armchair**  
 COM: 0.75 YD | 0.69 M  
 Unit weight: 14.5 LB | 6.6 KG  
 Carton weight: 18.5 LB | 8.39 KG  
 Carton volume: 13.75 FT<sup>3</sup> | 0.38 MT<sup>3</sup>









Upholstered seat & back.  
 Stacks 5 high on floor.  
 Stacks 10 high on dolly.


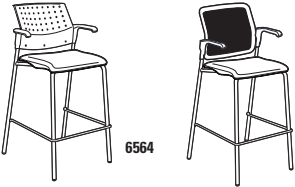






	1	2	3	4	5	6	7	8	9	10	11	12
6525	417	441	461	485	523	558	593	624	662	698	747	816
6525WS	446	470	490	514	552	587	622	653	691	727	776	845

OVERALL DIMENSIONS			SEAT DIMENSIONS			BACK DIMENSIONS	
W	D	H	W	D	H	WH	WH
IN 23	22	33.5	17	16	18.5	17	15
MM 584	559	851	432	406	470	432	381

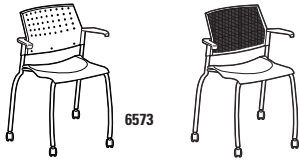
**RTA 00** 2 per carton (pricing and specifications are for one chair)

DESCRIPTION	FEATURES	MODEL#	STANDARD TEXTILE GRADES											
			1	2	3	4	5	6	7	8	9	10	11	12
 <p><b>6525TR</b></p> <p><b>Armchair w/Tablet and Sled Base</b>                      COM: 0.75 YD   0.69 M                      Unit weight: 24 LB   10.9 KG                      Carton weight: 30 LB   13.61 KG                      Carton volume: 14.25 FT³   0.4 MT³</p>	Upholstered seat & back. Does not stack.  Specify (L) left or (R) right tablet. (Example: 6525TL or 6525TR).		681	705	725	749	787	822	857	888	926	962	1011	1080
			710	734	754	778	816	851	886	917	955	991	1040	1109
			OVERALL DIMENSIONS			SEAT DIMENSIONS			BACK DIMENSIONS					
			W	D	H	W	D	H	W	H				
	IN	25	26.5	32.5	17	16	18.5	17	15					
	MM	635	673	826	432	406	470	432	381					
					<b>RTA 00</b>		1 per carton							
		List price												
		<b>6522</b>	15											
 <p><b>Ganging Brackets - Set of 2</b>                      COM: N/A                      Unit weight: 0.07 LB   N/A KG                      Carton weight: 0.16 LB   0.07 KG                      Carton volume: 1 FT³   0.02 MT³</p>	For four-legged models only.													
			OVERALL DIMENSIONS			SEAT DIMENSIONS			BACK DIMENSIONS					
			W	D	H	W	D	H	W	H				
			IN	0.87	7.75	1.5	-	-	-	-	-			
	MM	22	197	38	-	-	-	-	-					
					<b>RTA 00</b>		Pricing is for the set, specifications are for one bracket							
		List price												
		<b>6526</b>	17											
 <p><b>Ganging Brackets - Set of 2</b>                      COM: N/A                      Unit weight: 0.25 LB   0.004 KG                      Carton weight: 0.01 LB   0.004 KG                      Carton volume: 0.5 FT³   0.01 MT³</p>	Sled base models only.													
			OVERALL DIMENSIONS			SEAT DIMENSIONS			BACK DIMENSIONS					
			W	D	H	W	D	H	W	H				
			IN	0.75	5.75	1.25	-	-	-	-	-			
	MM	19	146	32	-	-	-	-	-					
					<b>RTA 00</b>		Pricing is for the set, specifications are for one bracket							
		List price												
		<b>6558</b>	375											
		<b>6558MB</b>	433											
		Mesh back												
		OVERALL DIMENSIONS			SEAT DIMENSIONS			BACK DIMENSIONS						
		W	D	H	W	D	H	W	H					
	IN	22	23	44	17	16	28	17	15					
	MM	559	584	1118	432	406	711	432	381					
					<b>RTA 00</b>		1 per carton							
 <p><b>6558</b></p> <p><b>Armless Bar Stool</b>                      COM: N/A                      Unit weight: 15 LB   6.8 KG                      Carton weight: 24 LB   10.89 KG                      Carton volume: 17.5 FT³   0.49 MT³</p>	Polypropylene seat. Stacks 5 high on floor.													
			OVERALL DIMENSIONS			SEAT DIMENSIONS			BACK DIMENSIONS					
			W	D	H	W	D	H	W	H				
			IN	22	23	44	17	16	28	17	15			
	MM	559	584	1118	432	406	711	432	381					
					<b>RTA 00</b>		1 per carton							
		List price												
		<b>6558</b>	375											
		<b>6558MB</b>	433											
		Mesh back												
		OVERALL DIMENSIONS			SEAT DIMENSIONS			BACK DIMENSIONS						
		W	D	H	W	D	H	W	H					
	IN	22	23	44	17	16	28	17	15					
	MM	559	584	1118	432	406	711	432	381					
					<b>RTA 00</b>		1 per carton							
 <p><b>6558CS</b></p> <p><b>Armless Counter Stool</b>                      COM: N/A                      Unit weight: 14 LB   6.4 KG                      Carton weight: 18.5 LB   8.39 KG                      Carton volume: 17.75 FT³   0.5 MT³</p>	Polypropylene seat Stacks 5 high on floor.													
			OVERALL DIMENSIONS			SEAT DIMENSIONS			BACK DIMENSIONS					
			W	D	H	W	D	H	W	H				
			IN	22	22.5	38	17	16	24	17	15			
	MM	559	572	965	432	406	610	432	381					
					<b>RTA 00</b>		2 per carton (pricing and specifications are for one chair)							

DESCRIPTION	FEATURES	MODEL#	STANDARD TEXTILE GRADES											
			1	2	3	4	5	6	7	8	9	10	11	12
 <b>6559</b>	 <b>6559MB</b> (mesh back)		415	439	459	483	521	556	591	622	660	696	745	814
			472	496	516	540	578	613	648	679	717	753	802	871
<b>Armless Bar Stool</b> COM: 0.75 YD   0.69 M Unit weight: 18 LB   8.2 KG Carton weight: 27 LB   12.25 KG Carton volume: 17.5 FT³   0.49 MT³			Upholstered seat. Stacks 5 high on floor.											
			<b>OVERALL DIMENSIONS</b> W D H			<b>SEAT DIMENSIONS</b> W D H			<b>BACK DIMENSIONS</b> W H					
IN 22 23 44 17 16 28.5 17 15 MM 559 584 1118 432 406 724 432 381														
			<b>RTA 00</b>			1 per carton								
 <b>6559CS</b>	 <b>6559CSMB</b> (mesh back)		415	439	459	483	521	556	591	622	660	696	745	814
			472	496	516	540	578	613	648	679	717	753	802	871
<b>Armless Counter Stool</b> COM: 0.75 YD   0.69 M Unit weight: 17 LB   7.7 KG Carton weight: 21.5 LB   9.75 KG Carton volume: 17.75 FT³   0.5 MT³			Upholstered seat. Stacks 5 high on floor.											
			<b>OVERALL DIMENSIONS</b> W D H			<b>SEAT DIMENSIONS</b> W D H			<b>BACK DIMENSIONS</b> W H					
IN 22 22.5 38 17 16 24.5 17 15 MM 559 572 965 432 406 622 432 381														
			<b>RTA 00</b>			2 per carton (pricing and specifications are for one chair)								
 <b>6561</b>			452	476	496	520	558	593	628	659	697	733	782	851
<b>Armless Bar Stool</b> COM: 0.75 YD   0.69 M Unit weight: 19 LB   8.6 KG Carton weight: 28 LB   12.7 KG Carton volume: 17.5 FT³   0.49 MT³			Upholstered seat & back. Stacks 5 high on floor.											
			<b>OVERALL DIMENSIONS</b> W D H			<b>SEAT DIMENSIONS</b> W D H			<b>BACK DIMENSIONS</b> W H					
IN 22 23 44.5 17 16 28.5 17 15 MM 559 584 1130 432 406 724 432 381														
			<b>RTA 00</b>			1 per carton								
 <b>6561CS</b>			452	476	496	520	558	593	628	659	697	733	782	851
<b>Armless Counter Stool</b> COM: 0.75 YD   0.69 M Unit weight: 18 LB   8.2 KG Carton weight: 22.5 LB   12.7 KG Carton volume: 17.75 FT³   0.5 MT³			Upholstered seat & back. Stacks 5 high on floor.											
			<b>OVERALL DIMENSIONS</b> W D H			<b>SEAT DIMENSIONS</b> W D H			<b>BACK DIMENSIONS</b> W H					
IN 22 22.5 38 17 15.5 24.5 17 15 MM 559 572 965 432 394 622 432 381														
			<b>RTA 00</b>			2 per carton (pricing and specifications are for one chair)								
			List price											
 <b>6563</b>	 <b>6563MB</b> (mesh back)		435											
			491											
<b>Bar Stool w/Arms</b> COM: N/A Unit weight: 18 LB   8.2 KG Carton weight: 27 LB   12.25 KG Carton volume: 17.5 FT³   0.49 MT³			Polypropylene seat. Stacks 5 high on floor.											
			<b>OVERALL DIMENSIONS</b> W D H			<b>SEAT DIMENSIONS</b> W D H			<b>BACK DIMENSIONS</b> W H					
IN 23 23 44 17 16 28 17 15 MM 584 584 1118 432 406 711 432 381														
			<b>RTA 00</b>			1 per carton								

DESCRIPTION	FEATURES	MODEL#	STANDARD TEXTILE GRADES																																														
 <b>6563CS</b>	 <b>6563CSMB</b> (mesh back)	List price																																															
		<b>6563CS</b> 435 <b>6563CSMB</b> 491 Mesh back																																															
<b>Counter Stool w/Arms</b> COM: N/A Unit weight: 15 LB   6.8 KG Carton weight: 19.5 LB   8.85 KG Carton volume: 17.75 FT <sup>3</sup>   0.5 MT <sup>3</sup>	Polypropylene seat. Stacks 5 high on floor.	<b>OVERALL DIMENSIONS</b> W D H			<b>SEAT DIMENSIONS</b> W D H			<b>BACK DIMENSIONS</b> W H																																									
		IN 23 22.5 38	17 16 24	17 15																																													
		MM 584 572 965	432 406 610	432 381																																													
		<b>RTA 00</b> 2 per carton (pricing and specifications are for one chair)																																															
<table border="1"> <thead> <tr> <th></th> <th>1</th> <th>2</th> <th>3</th> <th>4</th> <th>5</th> <th>6</th> <th>7</th> <th>8</th> <th>9</th> <th>10</th> <th>11</th> <th>12</th> </tr> </thead> <tbody> <tr> <td><b>6564</b></td> <td>474</td> <td>498</td> <td>518</td> <td>542</td> <td>580</td> <td>615</td> <td>650</td> <td>681</td> <td>719</td> <td>755</td> <td>804</td> <td>873</td> </tr> <tr> <td><b>6564MB</b> Mesh back</td> <td>530</td> <td>554</td> <td>574</td> <td>598</td> <td>636</td> <td>671</td> <td>706</td> <td>737</td> <td>775</td> <td>811</td> <td>860</td> <td>929</td> </tr> </tbody> </table>												1	2	3	4	5	6	7	8	9	10	11	12	<b>6564</b>	474	498	518	542	580	615	650	681	719	755	804	873	<b>6564MB</b> Mesh back	530	554	574	598	636	671	706	737	775	811	860	929
	1	2	3	4	5	6	7	8	9	10	11	12																																					
<b>6564</b>	474	498	518	542	580	615	650	681	719	755	804	873																																					
<b>6564MB</b> Mesh back	530	554	574	598	636	671	706	737	775	811	860	929																																					
 <b>6564</b>	 <b>6564MB</b> (mesh back)	List price																																															
		<b>6564</b> 474 <b>6564MB</b> 530 Mesh back																																															
<b>Bar Stool w/Arms</b> COM: 0.75 YD   0.69 M Unit weight: 19 LB   8.6 KG Carton weight: 28 LB   12.7 KG Carton volume: 17.5 FT <sup>3</sup>   0.49 MT <sup>3</sup>	Upholstered seat. Stacks 5 high on floor.	<b>OVERALL DIMENSIONS</b> W D H			<b>SEAT DIMENSIONS</b> W D H			<b>BACK DIMENSIONS</b> W H																																									
		IN 23 23 44	17 16 28.5	17 15																																													
		MM 584 584 1118	432 406 724	432 381																																													
		<b>RTA 00</b> 1 per carton																																															
 <b>6564CS</b>	 <b>6564CSMB</b> (mesh back)	List price																																															
		<b>6564CS</b> 474 <b>6564CSMB</b> 530 Mesh back																																															
<b>Counter Stool w/Arms</b> COM: 0.75 YD   0.69 M Unit weight: 18 LB   8.2 KG Carton weight: 22.5 LB   10.21 KG Carton volume: 17.75 FT <sup>3</sup>   0.5 MT <sup>3</sup>	Upholstered seat. Stacks 5 high on floor.	<b>OVERALL DIMENSIONS</b> W D H			<b>SEAT DIMENSIONS</b> W D H			<b>BACK DIMENSIONS</b> W H																																									
		IN 23 22.5 38	17 16 24	17 15																																													
		MM 584 572 965	432 406 610	432 381																																													
		<b>RTA 00</b> 2 per carton (pricing and specifications are for one chair)																																															
<table border="1"> <thead> <tr> <th></th> <th>1</th> <th>2</th> <th>3</th> <th>4</th> <th>5</th> <th>6</th> <th>7</th> <th>8</th> <th>9</th> <th>10</th> <th>11</th> <th>12</th> </tr> </thead> <tbody> <tr> <td><b>6564CS</b></td> <td>474</td> <td>498</td> <td>518</td> <td>542</td> <td>580</td> <td>615</td> <td>650</td> <td>681</td> <td>719</td> <td>755</td> <td>804</td> <td>873</td> </tr> <tr> <td><b>6564CSMB</b> Mesh back</td> <td>530</td> <td>554</td> <td>574</td> <td>598</td> <td>636</td> <td>671</td> <td>706</td> <td>737</td> <td>775</td> <td>811</td> <td>860</td> <td>929</td> </tr> </tbody> </table>												1	2	3	4	5	6	7	8	9	10	11	12	<b>6564CS</b>	474	498	518	542	580	615	650	681	719	755	804	873	<b>6564CSMB</b> Mesh back	530	554	574	598	636	671	706	737	775	811	860	929
	1	2	3	4	5	6	7	8	9	10	11	12																																					
<b>6564CS</b>	474	498	518	542	580	615	650	681	719	755	804	873																																					
<b>6564CSMB</b> Mesh back	530	554	574	598	636	671	706	737	775	811	860	929																																					
 <b>6565</b>	List price																																																
	<b>6565</b> 509																																																
<b>Bar Stool w/Arms</b> COM: 0.75 YD   0.69 M Unit weight: 20 LB   9.1 KG Carton weight: 29 LB   13.15 KG Carton volume: 17.5 FT <sup>3</sup>   0.49 MT <sup>3</sup>	Upholstered seat & back. Stacks 5 high on floor.	<b>OVERALL DIMENSIONS</b> W D H			<b>SEAT DIMENSIONS</b> W D H			<b>BACK DIMENSIONS</b> W H																																									
		IN 23 23 44.5	17 16 28.5	17 15																																													
		MM 584 584 1130	432 406 724	432 381																																													
		<b>RTA 00</b> 1 per carton																																															
 <b>6565CS</b>	List price																																																
	<b>6565CS</b> 509																																																
<b>Counter Stool w/Arms</b> COM: 0.75 YD   0.69 M Unit weight: 19 LB   8.6 KG Carton weight: 23.5 LB   10.66 KG Carton volume: 17.75 FT <sup>3</sup>   0.5 MT <sup>3</sup>	Upholstered seat & back. Stacks 5 high on floor.	<b>OVERALL DIMENSIONS</b> W D H			<b>SEAT DIMENSIONS</b> W D H			<b>BACK DIMENSIONS</b> W H																																									
		IN 23 22.5 38	17 15.5 24.5	17 15																																													
		MM 584 572 965	432 394 622	432 381																																													
		<b>RTA 00</b> 2 per carton (pricing and specifications are for one chair)																																															

DESCRIPTION FEATURES MODEL# STANDARD TEXTILE GRADES



**Armchair w/Casters**

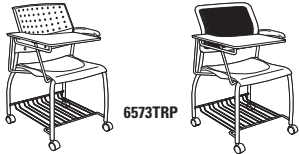
COM: N/A  
 Unit weight: 11.5 LB | 5.2 KG  
 Carton weight: 15.75 LB | 7.14 KG  
 Carton volume: 15.5 FT³ | 0.43 MT³

6573MB (mesh back)

Polypropylene seat.  
 Does not stack.

**Available with tablet:**  
**Specify (L) left or (R) right tablet.**  
**(Example: 6573TL or 6573TR).**

List price									
6573 360									
6573T 623									
6573MB 416									
6573TMB 680									
OVERALL DIMENSIONS			SEAT DIMENSIONS			BACK DIMENSIONS			
W	D	H	W	D	H	W	H		
IN 23	22	33	17	16	18	17	15		
MM 584	559	838	432	406	457	432	381		
<b>RTA 00</b> 2 per carton (pricing and specifications are for one chair), 1 per carton for chair w/tablet									



**Armchair w/Tablet, Casters and Pack Rack**

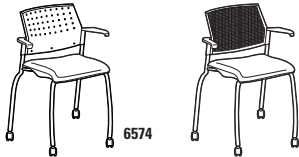
COM: N/A  
 Unit weight: 25 LB | 11.4 KG  
 Carton weight: 32 LB | 14.51 KG  
 Carton volume: 15.75 FT³ | 0.44 MT³

6573TRMBP (mesh back)

Polypropylene seat.  
 Does not stack.

**Specify (L) left or (R) right tablet**  
**(Example: 6573TLP or 6573TRP).**

List price									
6573TP 777									
6573TMBP 833									
OVERALL DIMENSIONS			SEAT DIMENSIONS			BACK DIMENSIONS			
W	D	H	W	D	H	W	H		
IN 25.5	26	32.5	17	16	17.5	17	14.5		
MM 648	660	826	432	406	445	432	368		
<b>RTA 00</b> 1 per carton									



**Armchair w/Casters**

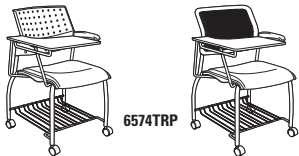
COM: 0.75 YD | 0.69 M  
 Unit weight: 14 LB | 6.4 KG  
 Carton weight: 18.25 LB | 8.28 KG  
 Carton volume: 15.5 FT³ | 0.43 MT³

6574MB (mesh back)

Upholstered seat.  
 Does not stack.

**Available with tablet:**  
**Specify (L) left or (R) right tablet.**  
**(Example: 6574TL or 6574TR).**

	1	2	3	4	5	6	7	8	9	10	11	12
6574	398	422	442	466	504	539	574	605	643	679	728	797
6574T	659	683	703	727	765	800	835	866	904	940	989	1058
6574MB	454	478	498	522	560	595	630	661	699	735	784	853
6574TMB	717	741	761	785	823	858	893	924	962	998	1047	1116
OVERALL DIMENSIONS			SEAT DIMENSIONS			BACK DIMENSIONS						
W	D	H	W	D	H	W	H					
IN 23	22	33	17	16	18.5	17	14.5					
MM 584	559	838	432	406	470	432	368					
<b>RTA 00</b> 2 per carton (pricing and specifications are for one chair), 1 per carton for chair w/tablet												



**Armchair w/Tablet, Casters and Pack Rack**

COM: 0.75 YD | 0.69 M  
 Unit weight: 27 LB | 12.3 KG  
 Carton weight: 34 LB | 15.42 KG  
 Carton volume: 15.75 FT³ | 0.44 MT³

6574TRMBP (mesh back)

Upholstered seat.  
 Does not stack.

**Specify (L) left or (R) right tablet**  
**(Example: 6574TLP or 6574TRP).**

	1	2	3	4	5	6	7	8	9	10	11	12
6574TP	816	840	860	884	922	957	992	1023	1061	1097	1146	1215
6574TMBP	872	896	916	940	978	1013	1048	1079	1117	1153	1202	1271
OVERALL DIMENSIONS			SEAT DIMENSIONS			BACK DIMENSIONS						
W	D	H	W	D	H	W	H					
IN 25.5	26	32.5	17	16	17.5	17	14.5					
MM 648	660	826	432	406	445	432	368					
<b>RTA 00</b> 1 per carton												



**Armchair w/Casters**






COM: 0.75 YD | 0.69 M  
 Unit weight: 15 LB | 6.8 KG  
 Carton weight: 19.25 LB | 8.73 KG  
 Carton volume: 15.5 FT³ | 0.43 MT³

Upholstered seat & back.  
 Does not stack.


**Available with tablet:**  
**Specify (L) left or (R) right tablet.**  
**(Example: 6575TL or 6575TR).**


	1	2	3	4	5	6	7	8	9	10	11	12
6575	440	464	484	508	546	581	616	647	685	721	770	839
6575T	701	725	745	769	807	842	877	908	946	982	1031	1100
OVERALL DIMENSIONS			SEAT DIMENSIONS			BACK DIMENSIONS						
W	D	H	W	D	H	W	H					
IN 23	22	33.5	17	15.5	18.5	17	15					
MM 584	559	851	432	394	470	432	381					
<b>RTA 00</b> 2 per carton (pricing and specifications are for one chair), 1 per carton for chair w/tablet												







DESCRIPTION	FEATURES	MODEL#	STANDARD TEXTILE GRADES												
			1	2	3	4	5	6	7	8	9	10	11	12	
 <p><b>6575TRP</b></p> <p><b>Armchair w/Tablet, Casters and Pack Rack</b>                      COM: 0.75 YD   0.69 M                      Unit weight: 28 LB   12.7 KG                      Carton weight: 35 LB   15.88 KG                      Carton volume: 15.75 FT<sup>3</sup>   0.44 MT<sup>3</sup></p>	<p>Upholstered seat &amp; back. Does not stack.</p> <p><b>Specify (L) left or (R) right tablet.</b> (Example: 6575TLP or 6575TRP).</p>	<b>6575TP</b>	857	881	901	925	963	998	1033	1064	1102	1138	1187	1256	
		<p><b>OVERALL DIMENSIONS</b></p> <p>W D H</p>			<p><b>SEAT DIMENSIONS</b></p> <p>W D H</p>			<p><b>BACK DIMENSIONS</b></p> <p>W H</p>							
			IN	25.5	26	32.5	17	16	17.5		17	14.5			
			MM	648	660	826	432	406	445		432	368			
			<b>RTA 00</b>	1 per carton											
 <p><b>6577</b></p> <p><b>Armless Chair w/Casters</b>                      COM: N/A                      Unit weight: 9.5 LB   4.3 KG                      Carton weight: 13.75 LB   6.24 KG                      Carton volume: 15.5 FT<sup>3</sup>   0.43 MT<sup>3</sup></p>	<p>Polypropylene seat. Does not stack.</p> <p><b>Available with tablet.</b> <b>Specify (L) left or (R) right tablet.</b> (Example: 6577TL or 6577TR).</p>	List price													
					<b>6577</b>	303									
			<b>6577T</b>	567											
			<b>6577MB</b>	360											
			<b>6577TMB</b>	623											
			<b>OVERALL DIMENSIONS</b>			<b>SEAT DIMENSIONS</b>			<b>BACK DIMENSIONS</b>						
			W	D	H	W	D	H	W	H					
			IN	21.5	22	33	17	16	18	17	15				
			MM	546	559	838	432	406	457	432	381				
			<b>RTA 00</b>	2 per carton (pricing and specifications are for one chair), 1 per carton for chair w/tablet											
 <p><b>6577TRP</b></p> <p><b>Armless Chair w/Tablet, Casters and Pack Rack</b>                      COM: N/A                      Unit weight: 24 LB   10.9 KG                      Carton weight: 31 LB   14.06 KG                      Carton volume: 15.75 FT<sup>3</sup>   0.44 MT<sup>3</sup></p>	<p>Polypropylene seat. Does not stack.</p> <p><b>Specify (L) left or (R) right tablet.</b> (Example: 6577TLP or 6577TRP).</p>	List price													
					<b>6577TP</b>	719									
			<b>6577TMBP</b>	776											
			<b>OVERALL DIMENSIONS</b>			<b>SEAT DIMENSIONS</b>			<b>BACK DIMENSIONS</b>						
			W	D	H	W	D	H	W	H					
			IN	24	26	32.5	17	16	17.5	17	14.5				
			MM	610	660	826	432	406	445	432	368				
			<b>RTA 00</b>	1 per carton											
 <p><b>6578</b></p> <p><b>Armless Chair w/Casters</b>                      COM: 0.75 YD   0.69 M                      Unit weight: 12 LB   5.5 KG                      Carton weight: 16.25 LB   7.37 KG                      Carton volume: 15.5 FT<sup>3</sup>   0.43 MT<sup>3</sup></p>	<p>Upholstered seat. Does not stack.</p> <p><b>Available with tablet.</b> <b>Specify (L) left or (R) right tablet.</b> (Example: 6578TL or 6578TR).</p>	List price													
					<b>6578</b>	348	372	392	416	454	489	524	555	593	629
			<b>6578T</b>	608	632	652	676	714	749	784	815	853	889	938	1007
			<b>6578MB</b>	403	427	447	471	509	544	579	610	648	684	733	802
			<b>6578TMB</b>	666	690	710	734	772	807	842	873	911	947	996	1065
			<b>OVERALL DIMENSIONS</b>			<b>SEAT DIMENSIONS</b>			<b>BACK DIMENSIONS</b>						
			W	D	H	W	D	H	W	H					
			IN	21.5	22	33	17	16	18.5	17	14.5				
			MM	546	559	838	432	406	470	432	368				
			<b>RTA 00</b>	2 per carton (pricing and specifications are for one chair), 1 per carton for chair w/tablet											
 <p><b>6578TRP</b></p> <p><b>Armless Chair w/Tablet, Casters and Pack Rack</b>                      COM: 0.75 YD   0.69 M                      Unit weight: 26 LB   11.8 KG                      Carton weight: 33 LB   14.97 KG                      Carton volume: 15.75 FT<sup>3</sup>   0.44 MT<sup>3</sup></p>	<p>Upholstered seat. Does not stack.</p> <p><b>Specify (L) left or (R) right tablet.</b> (Example: 6578TL or 6578TR).</p>	List price													
					<b>6578TP</b>	766	790	810	834	872	907	942	973	1011	1047
			<b>6578TMBP</b>	822	846	866	890	928	963	998	1029	1067	1103	1152	1221
			<b>OVERALL DIMENSIONS</b>			<b>SEAT DIMENSIONS</b>			<b>BACK DIMENSIONS</b>						
			W	D	H	W	D	H	W	H					
			IN	24	26	32.5	17	16	17.5	17	14.5				
			MM	610	660	826	432	406	445	432	368				
			<b>RTA 00</b>	1 per carton											






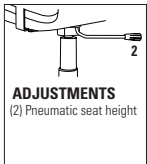




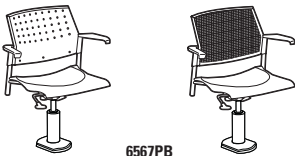
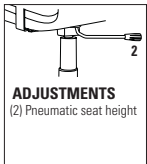
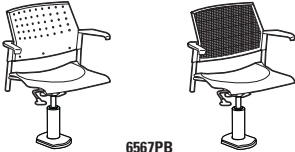
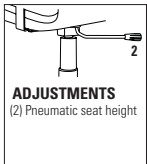

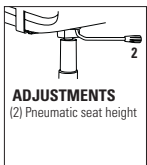

DESCRIPTION	FEATURES	MODEL#	STANDARD TEXTILE GRADES												
			1	2	3	4	5	6	7	8	9	10	11	12	
	Upholstered seat & back. Does not stack.		<b>6579</b>	383	407	427	451	489	524	559	590	628	664	713	782
			<b>6579T</b>	645	669	689	713	751	786	821	852	890	926	975	1044
<b>Armless Chair w/Casters</b> COM: 0.75 YD   0.69 M Unit weight: 13 LB   5.9 KG Carton weight: 17 LB   7.71 KG Carton volume: 13.75 FT <sup>3</sup>   0.38 MT <sup>3</sup>	Available with tablet: Specify (L) left or (R) right tablet. (Example: 6579TL or 6579TR).	RTA 00	OVERALL DIMENSIONS			SEAT DIMENSIONS			BACK DIMENSIONS						
			W	D	H	W	D	H	W	H					
			IN 21.5	22	33.5	17	15.5	18.5	17	15					
			MM 546	559	851	432	394	470	432	381					


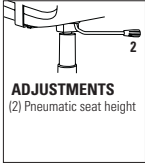


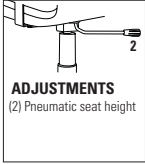
DESCRIPTION	FEATURES	MODEL#	STANDARD TEXTILE GRADES												
			1	2	3	4	5	6	7	8	9	10	11	12	
	Upholstered seat & back. Does not stack.		<b>6579TP</b>	800	824	844	868	906	941	976	1007	1045	1081	1130	1199
			OVERALL DIMENSIONS			SEAT DIMENSIONS			BACK DIMENSIONS						
<b>Armless Chair w/Tablet, Casters and Pack Rack</b> COM: 0.75 YD   0.69 M Unit weight: 27 LB   12.3 KG Carton weight: 34 LB   15.42 KG Carton volume: 15.75 FT <sup>3</sup>   0.44 MT <sup>3</sup>	Specify (L) left or (R) right tablet. (Example: 6579TLP or 6579TRP).	RTA 00	W	D	H	W	D	H	W	H					
			IN 24	26	32.5	17	16	17.5	17	14.5					
			MM 610	660	826	432	406	445	432	368					

DESCRIPTION	FEATURES	MODEL#	STANDARD TEXTILE GRADES											
			1	2	3	4	5	6	7	8	9	10	11	12
	Polypropylene seat. Ergonomic features: C		<b>6537</b>	388										
			<b>6537T</b>	652										
	Polypropylene seat. Ergonomic features: C		<b>6537MB</b>	444										
			<b>6537MBT</b>	708										
<b>Armless LB Task</b> COM: N/A Unit weight: 17.5 LB   8 KG Carton weight: 21.5 LB   9.75 KG Carton volume: 6.5 FT <sup>3</sup>   0.18 MT <sup>3</sup>	Available with tablet: Specify (L) left or (R) right tablet. (Example: 6537TL or 6537TR).	RTA 1	OVERALL DIMENSIONS			SEAT DIMENSIONS			BACK DIMENSIONS					
			W	D	H	W	D	H	W	H				
			IN 20.5	20.5	32.5	17	16	15.5-20.5	17	15				
			MM 521	521	826	432	406	394-521	432	381				

DESCRIPTION	FEATURES	MODEL#	STANDARD TEXTILE GRADES											
			1	2	3	4	5	6	7	8	9	10	11	12
	Polypropylene seat. Ergonomic features: C		<b>6537PB</b>	606										
			<b>6537TPB</b>	870										
	Polypropylene seat. Ergonomic features: C		<b>6537MBPB</b>	662										
			<b>6537MBTPB</b>	925										
<b>Armless LB Task Pedestal Base</b> COM: N/A Unit weight: 20 LB   9.1 KG Carton weight: 28 LB   12.7 KG Carton volume: 9.75 FT <sup>3</sup>   0.27 MT <sup>3</sup>	Available with tablet: Specify (L) left or (R) right tablet. (Example: 6537TL or 6537TR).	RTA 2	OVERALL DIMENSIONS			SEAT DIMENSIONS			BACK DIMENSIONS					
			W	D	H	W	D	H	W	H				
			IN 20.5	20.5	31	17	16	16-18	17	15				
			MM 521	521	787	432	406	406-457	432	381				

DESCRIPTION	FEATURES	MODEL#	STANDARD TEXTILE GRADES												
			1	2	3	4	5	6	7	8	9	10	11	12	
	Upholstered seat. Ergonomic features: C		<b>6538</b>	431	455	475	499	537	572	607	638	676	712	761	830
			<b>6538T</b>	693	717	737	761	799	834	869	900	938	974	1023	1092
	Upholstered seat. Ergonomic features: C		<b>6538MB</b>	487	511	531	555	593	628	663	694	732	768	817	886
			<b>6538MBT</b>	748	772	792	816	854	889	924	955	993	1029	1078	1147
<b>Armless LB Task</b> COM: 0.75 YD   0.69 M Unit weight: 18.5 LB   8.4 KG Carton weight: 22.5 LB   10.21 KG Carton volume: 6.5 FT <sup>3</sup>   0.18 MT <sup>3</sup>	Available with tablet: Specify (L) left or (R) right tablet. (Example: 6538TL or 6538TR).	RTA 1	OVERALL DIMENSIONS			SEAT DIMENSIONS			BACK DIMENSIONS						
			W	D	H	W	D	H	W	H					
			IN 20.5	20.5	32.5	17	16	16-20	17	14.5					
			MM 521	521	826	432	406	406-508	432	368					

DESCRIPTION	FEATURES	MODEL#	STANDARD TEXTILE GRADES																																																														
			1	2	3	4	5	6	7	8	9	10	11	12																																																			
 <p><b>Armless LB Task</b> COM: 0.75 YD   0.69 M Unit weight: 19.5 LB   8.9 KG Carton weight: 23.5 LB   10.66 KG Carton volume: 6.5 FT³   0.18 MT³</p>	 <p><b>ADJUSTMENTS</b> (2) Pneumatic seat height</p> <p>Upholstered seat &amp; back. Ergonomic features: C</p> <p><b>Available with tablet:</b> <b>Specify (L) left or (R) right tablet.</b> <b>(Example: 6539TL or 6539TR).</b></p>	<table border="1"> <tr> <td><b>6539</b></td> <td>464</td> <td>488</td> <td>508</td> <td>532</td> <td>570</td> <td>605</td> <td>640</td> <td>671</td> <td>709</td> <td>745</td> <td>794</td> <td>863</td> </tr> <tr> <td><b>6539T</b></td> <td>727</td> <td>751</td> <td>771</td> <td>795</td> <td>833</td> <td>868</td> <td>903</td> <td>934</td> <td>972</td> <td>1008</td> <td>1057</td> <td>1126</td> </tr> </table>												<b>6539</b>	464	488	508	532	570	605	640	671	709	745	794	863	<b>6539T</b>	727	751	771	795	833	868	903	934	972	1008	1057	1126																										
		<b>6539</b>	464	488	508	532	570	605	640	671	709	745	794	863																																																			
<b>6539T</b>	727	751	771	795	833	868	903	934	972	1008	1057	1126																																																					
<p><b>OVERALL DIMENSIONS</b></p> <table border="1"> <tr> <th>W</th> <th>D</th> <th>H</th> <th colspan="3"><b>SEAT DIMENSIONS</b></th> <th colspan="2"><b>BACK DIMENSIONS</b></th> </tr> <tr> <td>IN 20.5</td> <td>20.5</td> <td>33</td> <td>17</td> <td>15.5</td> <td>16-20</td> <td>17</td> <td>15</td> </tr> <tr> <td>MM 521</td> <td>521</td> <td>838</td> <td>432</td> <td>394</td> <td>406-508</td> <td>432</td> <td>381</td> </tr> </table>			W	D	H	<b>SEAT DIMENSIONS</b>			<b>BACK DIMENSIONS</b>		IN 20.5	20.5	33	17	15.5	16-20	17	15	MM 521	521	838	432	394	406-508	432	381	<p><b>RTA 1</b>  1 per carton</p>																																						
W	D	H	<b>SEAT DIMENSIONS</b>			<b>BACK DIMENSIONS</b>																																																											
IN 20.5	20.5	33	17	15.5	16-20	17	15																																																										
MM 521	521	838	432	394	406-508	432	381																																																										
 <p><b>Armless LB Task Pedestal Base</b> COM: 0.75 YD   0.69 M Unit weight: 22 LB   10 KG Carton weight: 30 LB   13.61 KG Carton volume: 9.75 FT³   0.27 MT³</p>	 <p><b>ADJUSTMENTS</b> (2) Pneumatic seat height</p> <p>Upholstered seat &amp; back. Ergonomic features: C</p> <p><b>Available with tablet:</b> <b>Specify (L) left or (R) right tablet.</b> <b>(Example: 6539TL or 6539TR).</b></p>	<table border="1"> <tr> <td><b>6539PB</b></td> <td>682</td> <td>706</td> <td>726</td> <td>750</td> <td>788</td> <td>823</td> <td>858</td> <td>889</td> <td>927</td> <td>963</td> <td>1012</td> <td>1081</td> </tr> <tr> <td><b>6539TPB</b></td> <td>945</td> <td>969</td> <td>989</td> <td>1013</td> <td>1051</td> <td>1086</td> <td>1121</td> <td>1152</td> <td>1190</td> <td>1226</td> <td>1275</td> <td>1344</td> </tr> </table>												<b>6539PB</b>	682	706	726	750	788	823	858	889	927	963	1012	1081	<b>6539TPB</b>	945	969	989	1013	1051	1086	1121	1152	1190	1226	1275	1344																										
		<b>6539PB</b>	682	706	726	750	788	823	858	889	927	963	1012	1081																																																			
<b>6539TPB</b>	945	969	989	1013	1051	1086	1121	1152	1190	1226	1275	1344																																																					
<p><b>OVERALL DIMENSIONS</b></p> <table border="1"> <tr> <th>W</th> <th>D</th> <th>H</th> <th colspan="3"><b>SEAT DIMENSIONS</b></th> <th colspan="2"><b>BACK DIMENSIONS</b></th> </tr> <tr> <td>IN 20.5</td> <td>20.5</td> <td>31</td> <td>17</td> <td>15.5</td> <td>16.5-18.5</td> <td>17</td> <td>15</td> </tr> <tr> <td>MM 521</td> <td>521</td> <td>787</td> <td>432</td> <td>394</td> <td>419-470</td> <td>432</td> <td>381</td> </tr> </table>			W	D	H	<b>SEAT DIMENSIONS</b>			<b>BACK DIMENSIONS</b>		IN 20.5	20.5	31	17	15.5	16.5-18.5	17	15	MM 521	521	787	432	394	419-470	432	381	<p><b>RTA 2</b> 1 per carton</p>																																						
W	D	H	<b>SEAT DIMENSIONS</b>			<b>BACK DIMENSIONS</b>																																																											
IN 20.5	20.5	31	17	15.5	16.5-18.5	17	15																																																										
MM 521	521	787	432	394	419-470	432	381																																																										
 <p><b>LB Task w/Arms</b> COM: N/A Unit weight: 19 LB   8.6 KG Carton weight: 23 LB   10.43 KG Carton volume: 6.5 FT³   0.18 MT³</p>	 <p><b>ADJUSTMENTS</b> (2) Pneumatic seat height</p> <p>Polypropylene seat. Ergonomic features: C</p> <p><b>Available with tablet:</b> <b>Specify (L) left or (R) right tablet.</b> <b>(Example: 657TL or 6567TR).</b></p>	<p>List price</p> <table border="1"> <tr> <td><b>6567</b></td> <td>442</td> </tr> <tr> <td><b>6567T</b></td> <td>706</td> </tr> <tr> <td><b>6567MB</b></td> <td>498</td> </tr> <tr> <td><b>6567MBT</b></td> <td>761</td> </tr> </table>												<b>6567</b>	442	<b>6567T</b>	706	<b>6567MB</b>	498	<b>6567MBT</b>	761																																												
		<b>6567</b>	442																																																														
<b>6567T</b>	706																																																																
<b>6567MB</b>	498																																																																
<b>6567MBT</b>	761																																																																
<p><b>OVERALL DIMENSIONS</b></p> <table border="1"> <tr> <th>W</th> <th>D</th> <th>H</th> <th colspan="3"><b>SEAT DIMENSIONS</b></th> <th colspan="2"><b>BACK DIMENSIONS</b></th> </tr> <tr> <td>IN 23</td> <td>20.5</td> <td>32.5</td> <td>17</td> <td>16</td> <td>15.5-20.5</td> <td>17</td> <td>15</td> </tr> <tr> <td>MM 584</td> <td>521</td> <td>826</td> <td>432</td> <td>406</td> <td>394-521</td> <td>432</td> <td>381</td> </tr> </table>			W	D	H	<b>SEAT DIMENSIONS</b>			<b>BACK DIMENSIONS</b>		IN 23	20.5	32.5	17	16	15.5-20.5	17	15	MM 584	521	826	432	406	394-521	432	381	<p><b>RTA 1</b>  1 per carton</p>																																						
W	D	H	<b>SEAT DIMENSIONS</b>			<b>BACK DIMENSIONS</b>																																																											
IN 23	20.5	32.5	17	16	15.5-20.5	17	15																																																										
MM 584	521	826	432	406	394-521	432	381																																																										
 <p><b>LB Task w/Arms Pedestal Base</b> COM: N/A Unit weight: 21 LB   9.5 KG Carton weight: 29 LB   13.15 KG Carton volume: 9.75 FT³   0.27 MT³</p>	 <p><b>ADJUSTMENTS</b> (2) Pneumatic seat height</p> <p>Polypropylene seat. Ergonomic features: C</p> <p><b>Available with tablet:</b> <b>Specify (L) left or (R) right tablet.</b> <b>(Example: 657TL or 6567TR).</b></p>	<p>List price</p> <table border="1"> <tr> <td><b>6567PB</b></td> <td>659</td> </tr> <tr> <td><b>6567TPB</b></td> <td>922</td> </tr> <tr> <td><b>6567MBPB</b></td> <td>715</td> </tr> <tr> <td><b>6567MBTPB</b></td> <td>978</td> </tr> </table>												<b>6567PB</b>	659	<b>6567TPB</b>	922	<b>6567MBPB</b>	715	<b>6567MBTPB</b>	978																																												
		<b>6567PB</b>	659																																																														
<b>6567TPB</b>	922																																																																
<b>6567MBPB</b>	715																																																																
<b>6567MBTPB</b>	978																																																																
<p><b>OVERALL DIMENSIONS</b></p> <table border="1"> <tr> <th>W</th> <th>D</th> <th>H</th> <th colspan="3"><b>SEAT DIMENSIONS</b></th> <th colspan="2"><b>BACK DIMENSIONS</b></th> </tr> <tr> <td>IN 23</td> <td>20.5</td> <td>31</td> <td>17</td> <td>16</td> <td>16-18</td> <td>17</td> <td>15</td> </tr> <tr> <td>MM 584</td> <td>521</td> <td>787</td> <td>432</td> <td>406</td> <td>406-457</td> <td>432</td> <td>381</td> </tr> </table>			W	D	H	<b>SEAT DIMENSIONS</b>			<b>BACK DIMENSIONS</b>		IN 23	20.5	31	17	16	16-18	17	15	MM 584	521	787	432	406	406-457	432	381	<p><b>RTA 2</b> 1 per carton</p>																																						
W	D	H	<b>SEAT DIMENSIONS</b>			<b>BACK DIMENSIONS</b>																																																											
IN 23	20.5	31	17	16	16-18	17	15																																																										
MM 584	521	787	432	406	406-457	432	381																																																										
 <p><b>LB Task w/Arms</b> COM: 0.75 YD   0.69 M Unit weight: 20 LB   9.1 KG Carton weight: 24 LB   10.89 KG Carton volume: 6.5 FT³   0.18 MT³</p>	 <p><b>ADJUSTMENTS</b> (2) Pneumatic seat height</p> <p>Upholstered seat. Ergonomic features: C</p> <p><b>Available with tablet:</b> <b>Specify (L) left or (R) right tablet.</b> <b>(Example: 6568TL or 6568TR).</b></p>	<table border="1"> <tr> <td><b>6568</b></td> <td>485</td> <td>509</td> <td>529</td> <td>553</td> <td>591</td> <td>626</td> <td>661</td> <td>692</td> <td>730</td> <td>766</td> <td>815</td> <td>884</td> </tr> <tr> <td><b>6568T</b></td> <td>746</td> <td>770</td> <td>790</td> <td>814</td> <td>852</td> <td>887</td> <td>922</td> <td>953</td> <td>991</td> <td>1027</td> <td>1076</td> <td>1145</td> </tr> <tr> <td><b>6568MB</b></td> <td>540</td> <td>564</td> <td>584</td> <td>608</td> <td>646</td> <td>681</td> <td>716</td> <td>747</td> <td>785</td> <td>821</td> <td>870</td> <td>939</td> </tr> <tr> <td><b>6568MBT</b></td> <td>802</td> <td>826</td> <td>846</td> <td>870</td> <td>908</td> <td>943</td> <td>978</td> <td>1009</td> <td>1047</td> <td>1083</td> <td>1132</td> <td>1201</td> </tr> </table>												<b>6568</b>	485	509	529	553	591	626	661	692	730	766	815	884	<b>6568T</b>	746	770	790	814	852	887	922	953	991	1027	1076	1145	<b>6568MB</b>	540	564	584	608	646	681	716	747	785	821	870	939	<b>6568MBT</b>	802	826	846	870	908	943	978	1009	1047	1083	1132	1201
		<b>6568</b>	485	509	529	553	591	626	661	692	730	766	815	884																																																			
<b>6568T</b>	746	770	790	814	852	887	922	953	991	1027	1076	1145																																																					
<b>6568MB</b>	540	564	584	608	646	681	716	747	785	821	870	939																																																					
<b>6568MBT</b>	802	826	846	870	908	943	978	1009	1047	1083	1132	1201																																																					
<p><b>OVERALL DIMENSIONS</b></p> <table border="1"> <tr> <th>W</th> <th>D</th> <th>H</th> <th colspan="3"><b>SEAT DIMENSIONS</b></th> <th colspan="2"><b>BACK DIMENSIONS</b></th> </tr> <tr> <td>IN 23</td> <td>20.5</td> <td>32.5</td> <td>17</td> <td>16</td> <td>16-21</td> <td>17</td> <td>14.5</td> </tr> <tr> <td>MM 584</td> <td>521</td> <td>826</td> <td>432</td> <td>406</td> <td>406-533</td> <td>432</td> <td>368</td> </tr> </table>			W	D	H	<b>SEAT DIMENSIONS</b>			<b>BACK DIMENSIONS</b>		IN 23	20.5	32.5	17	16	16-21	17	14.5	MM 584	521	826	432	406	406-533	432	368	<p><b>RTA 1</b>  1 per carton</p>																																						
W	D	H	<b>SEAT DIMENSIONS</b>			<b>BACK DIMENSIONS</b>																																																											
IN 23	20.5	32.5	17	16	16-21	17	14.5																																																										
MM 584	521	826	432	406	406-533	432	368																																																										

DESCRIPTION	FEATURES	MODEL#	STANDARD TEXTILE GRADES											
			1	2	3	4	5	6	7	8	9	10	11	12
 <p><b>LB Task w/Arms</b>                      COM: 0.75 YD   0.69 M                      Unit weight: 21 LB   9.5 KG                      Carton weight: 25 LB   11.34 KG                      Carton volume: 6.5 FT<sup>3</sup>   0.18 MT<sup>3</sup></p>	 <p><b>ADJUSTMENTS</b>                      (2) Pneumatic seat height</p> <p>Upholstered seat &amp; back.                      Ergonomic features: C</p> <p><b>Available with tablet:</b>                      Specify (L) left or (R) right tablet.                      (Example: 6569TL or 6569TR).</p>	<b>6569</b>	523	547	567	591	629	664	699	730	768	804	853	922
		<b>6569T</b>	785	809	829	853	891	926	961	992	1030	1066	1115	1184
		<b>OVERALL DIMENSIONS</b>			<b>SEAT DIMENSIONS</b>			<b>BACK DIMENSIONS</b>						
			<b>W</b>	<b>D</b>	<b>H</b>	<b>W</b>	<b>D</b>	<b>H</b>	<b>W</b>	<b>H</b>				
	IN 23	20.5	33	17	15.5	16-21	17	15						
	MM 584	521	838	432	394	406-533	432	381						
	<b>RTA 1</b>		1 per carton											
 <p><b>LB Task w/Arms Pedestal Base</b>                      COM: 0.75 YD   0.69 M                      Unit weight: 23 LB   10.5 KG                      Carton weight: 31 LB   14.06 KG                      Carton volume: 9.75 FT<sup>3</sup>   0.27 MT<sup>3</sup></p>	 <p><b>ADJUSTMENTS</b>                      (2) Pneumatic seat height</p> <p>Upholstered seat &amp; back.                      Ergonomic features: C</p> <p><b>Available with tablet:</b>                      Specify (L) left or (R) right tablet.                      (Example: 6569TL or 6569TR).</p>	<b>6569PB</b>	740	764	784	808	846	881	916	947	985	1021	1070	1139
		<b>6569TPB</b>	1003	1027	1047	1071	1109	1144	1179	1210	1248	1284	1333	1402
		<b>OVERALL DIMENSIONS</b>			<b>SEAT DIMENSIONS</b>			<b>BACK DIMENSIONS</b>						
			<b>W</b>	<b>D</b>	<b>H</b>	<b>W</b>	<b>D</b>	<b>H</b>	<b>W</b>	<b>H</b>				
	IN 23	20.5	31	17	15.5	16.5-18.5	17	15						
	MM 584	521	787	432	394	419-470	432	381						
	<b>RTA 2</b>	1 per carton												

SPRITZ



model 6762-6



model 6765C



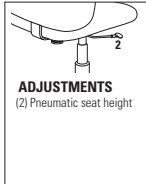
Articulating back on nesting chairs, multi-purpose chairs and stools.



Flip up seat on nesting chairs.

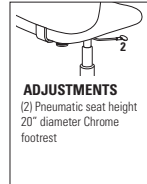
MECHANISM OPTIONS:

Task mechanism (-6)



Ergonomic features  
C, G, M, N, U

Task mechanism - stool (-6)



Ergonomic features:  
C, G, M, N, U

Spritz Task Chairs



For Spritz task chairs, please see page 83

STANDARD FEATURES

- An exceptionally comfortable chair series featuring a sophisticated, translucent mesh and models for all applications.
- Features an auto-adjusting comfort back. Spring loaded back reacts to body pressure and articulates 12°.
- Multi-purpose models standard with Global's high quality Soft Descent™ pneumatic lift which slowly and gently lowers the seat height of the chair making it easy to obtain the exact seat height you desire.
- Five prong, injection molded, fiberglass reinforced nylon Black base with dual wheel carpet casters (C10).
- Nesting chairs have a flip up seat allowing chairs to stack horizontally.
- When nesting horizontal nesting chairs, each additional chair adds 10" (254 mm) to the depth.
- Nesting chairs are standard with four Black nylon glides, C1 carpet casters or with two casters at front, two glides at rear.
- Pedestal base models provide fixed location seating for use in auditoriums, classrooms, jury boxes, public venues and more. The base must be mounted to the floor (mounting hardware not included). See Pedestal Base Installation Guide on website for details.
- Upholstery options: fabric, vinyl or leather. Vinyl and leather models may feature stitch detail across the seat and/or back cushions, if applicable.

Please add option codes in the following order:

- **Model number**  
**6762-6** Multi-purpose chair w/arms.  
**6763-6** Multi-purpose chair.  
**6767-6** Multi-purpose armless stool.  
**6768-6** Multi-purpose stool w/arms.  
**6764** Nesting chair on glides.  
**6765** Nesting chair w/arms on glides.  
 Add (C) to model # if ordering with casters.  
 Add (FC) to model # if ordering with front casters, rear glides.
- **Textile**  
 Specify textile code.
- **Frame**  
**(TBL)** Black seating frame finish.  
**(TSH)** Shadow seating frame finish.  
**(TTU)** Tungsten seating frame finish.  
**(CHM)** Chrome seating frame finish. Add \$53.
- **Base (multi-purpose models only)**  
**(SD)** Black nylon base.  
**(M2)** Chrome spider base. Add \$68.
- **Casters (multi-purpose models only)**  
**(DM)** C10 dual wheel carpet casters.  
**(DL)** C10R dual wheel hard floor casters. Add \$20.
- **Casters (nesting models 6764C, 6765C only)**  
**(CX)** C1 dual wheel carpet casters.  
**(ID)** C9R dual wheel hard floor casters. Add \$17.
- **Mesh** (colors shown on website)  
**(U1)** Black  
**(U2)** Burgundy  
**(U3)** Blue  
**(U4)** Green

OPTIONAL FEATURES


- For additional caster options, please refer to the Arm and Caster section (page 356). *Optional casters may be priced higher than the standard casters for your chair and the difference will be charged. Lower priced optional casters will not be credited.*
- Pedestal base models have Black bases with 2" height adjustable cylinders, please specify:  
**(SH)** Swivel, auto return to max height. No upcharge.  
**(SN)** Non-swivel, auto return to max height. Add \$16.  
**(SC)** Swivel, auto return to center and return to max height. Add \$26.

EXAMPLE SPRITZ ORDER CODE: MULTI-PURPOSE CHAIR

6763-6	-TC68	-TBL	-SD	-DM	-U2
Model #	Textile	Frame	Base	Casters	Mesh

EXAMPLE SPRITZ ORDER CODE: NESTING CHAIR

6765	-TC65	-TTU	-	-U3
Model #	Textile	Frame	Casters	Mesh

DESCRIPTION	FEATURES	MODEL #	STANDARD TEXTILE GRADES											
			1	2	3	4	5	6	7	8	9	10	11	12
 <b>Multi-Purpose Chair w/Arms</b> COM: 0.75 YD   0.69 M Unit weight: 22 LB   10 KG Carton weight: 29 LB   13.15 KG Carton volume: 9.75 FT³   0.27 M³		6762-6	625	649	669	693	731	766	801	832	870	906	955	1024
			OVERALL DIMENSIONS			SEAT DIMENSIONS			BACK DIMENSIONS					
			W	D	H	W	D	H	W	H				
			IN 23.5	20.5	31	18	16.5	15.5-20.5	17	16.5				
			MM 597	521	787	457	419	394-521	432	419				
			RTA 1		courier		1 per carton							

DESCRIPTION	FEATURES	MODEL#	STANDARD TEXTILE GRADES											
			1	2	3	4	5	6	7	8	9	10	11	12



**Multi-Purpose Chair w/Arms Pedestal Base**  
 COM: 0.75 YD | 0.69 M  
 Unit weight: 22 LB | 10 KG  
 Carton weight: 29 LB | 13.15 KG  
 Carton volume: 9.75 FT³ | 0.27 MT³

STANDARD TEXTILE GRADES												
1	2	3	4	5	6	7	8	9	10	11	12	
<b>6762-6PB</b>	831	855	875	899	937	972	1007	1038	1076	1112	1161	1230
OVERALL DIMENSIONS			SEAT DIMENSIONS			BACK DIMENSIONS						
W	D	H	W	D	H	W	H					
IN 23.5	20.5	34	18	16.5	16.5-18.5	17	16.5					
MM 597	521	864	457	419	419-470	432	419					
<b>RTA 1</b>		1 per carton										



**Multi-Purpose Chair Armless**  
 COM: 0.75 YD | 0.69 M  
 Unit weight: 21 LB | 9.5 KG  
 Carton weight: 28 LB | 12.7 KG  
 Carton volume: 9.75 FT³ | 0.27 MT³

STANDARD TEXTILE GRADES												
1	2	3	4	5	6	7	8	9	10	11	12	
<b>6763-6</b>	599	623	643	667	705	740	775	806	844	880	929	998
OVERALL DIMENSIONS			SEAT DIMENSIONS			BACK DIMENSIONS						
W	D	H	W	D	H	W	H					
IN 20.5	20.5	31	18	16.5	15.5-20.5	17	16.5					
MM 521	521	787	457	419	394-521	432	419					
<b>RTA 1</b>		1 per carton										



**Multi-Purpose Chair Armless Pedestal Base**  
 COM: 0.75 YD | 0.69 M  
 Unit weight: 21 LB | 9.5 KG  
 Carton weight: 28 LB | 12.7 KG  
 Carton volume: 9.75 FT³ | 0.27 MT³

STANDARD TEXTILE GRADES												
1	2	3	4	5	6	7	8	9	10	11	12	
<b>6763-6PB</b>	808	832	852	876	914	949	984	1015	1053	1089	1138	1207
OVERALL DIMENSIONS			SEAT DIMENSIONS			BACK DIMENSIONS						
W	D	H	W	D	H	W	H					
IN 20.5	20.5	34	18	16.5	16.5-18.5	17	16.5					
MM 521	521	864	457	419	419-470	432	419					
<b>RTA 1</b>		1 per carton										



**Flip Seat Nesting Chair Armless, Glides**  
 COM: 0.75 YD | 0.69 M  
 Unit weight: 15 LB | 6.8 KG  
 Carton weight: 23 LB | 10.43 KG  
 Carton volume: 14 FT³ | 0.39 MT³

Ergonomic features:  
 G, M, N







STANDARD TEXTILE GRADES												
1	2	3	4	5	6	7	8	9	10	11	12	
<b>6764</b>	524	548	568	592	630	665	700	731	769	805	854	923
OVERALL DIMENSIONS			SEAT DIMENSIONS			BACK DIMENSIONS						
W	D	H	W	D	H	W	H					
IN 20.5	23	33	18.5	17	17	17	16					
MM 521	584	838	470	432	432	432	406					
<b>RTA 00</b>	1 per carton											





**Flip Seat Nesting Chair Armless, Casters**  
 COM: 0.75 YD | 0.69 M  
 Unit weight: 15 LB | 6.8 KG  
 Carton weight: 23 LB | 10.43 KG  
 Carton volume: 14 FT³ | 0.39 MT³

Ergonomic features:  
 G, M, N

STANDARD TEXTILE GRADES												
1	2	3	4	5	6	7	8	9	10	11	12	
<b>6764C</b>	524	548	568	592	630	665	700	731	769	805	854	923
OVERALL DIMENSIONS			SEAT DIMENSIONS			BACK DIMENSIONS						
W	D	H	W	D	H	W	H					
IN 20.5	23	33	18.5	17	17	17	16					
MM 521	584	838	470	432	432	432	406					
<b>RTA 00</b>	1 per carton											

DESCRIPTION	FEATURES	MODEL#	STANDARD TEXTILE GRADES											
			1	2	3	4	5	6	7	8	9	10	11	12
 <p><b>Flip Seat Nesting Chair Armless, Front Casters</b>                      COM: 0.75 YD   0.69 M                      Unit weight: 15 LB   6.8 KG                      Carton weight: 23 LB   10.43 KG                      Carton volume: 14 FT³   0.39 MT³</p>	Ergonomic features: G, M, N	<b>6764FC</b>	524	548	568	592	630	665	700	731	769	805	854	923
			<b>OVERALL DIMENSIONS</b> W D H			<b>SEAT DIMENSIONS</b> W D H			<b>BACK DIMENSIONS</b> W H					
			IN	20.5	23	33	18.5	17	17	17	16			
			MM	521	584	838	470	432	432	432	406			
				<b>RTA 00</b>	1 per carton									
 <p><b>Flip Seat Nesting Armchair, Glides</b>                      COM: 0.75 YD   0.69 M                      Unit weight: 16 LB   7.3 KG                      Carton weight: 24 LB   10.89 KG                      Carton volume: 14 FT³   0.39 MT³</p>	Ergonomic features: G, M, N	<b>6765</b>	550	574	594	618	656	691	726	757	795	831	880	949
			<b>OVERALL DIMENSIONS</b> W D H			<b>SEAT DIMENSIONS</b> W D H			<b>BACK DIMENSIONS</b> W H					
			IN	23.75	23	33	18.5	17	17	17	16			
			MM	603	584	838	470	432	432	432	406			
				<b>RTA 00</b>	1 per carton									
 <p><b>Flip Seat Nesting Armchair, Casters</b>                      COM: 0.75 YD   0.69 M                      Unit weight: 16 LB   7.3 KG                      Carton weight: 24 LB   10.89 KG                      Carton volume: 14 FT³   0.39 MT³</p>	Ergonomic features: G, M, N	<b>6765C</b>	550	574	594	618	656	691	726	757	795	831	880	949
			<b>OVERALL DIMENSIONS</b> W D H			<b>SEAT DIMENSIONS</b> W D H			<b>BACK DIMENSIONS</b> W H					
			IN	23.75	23	33	18.5	17	17	17	16			
			MM	603	584	838	470	432	432	432	406			
				<b>RTA 00</b>	1 per carton									
 <p><b>Flip Seat Nesting Armchair, Front Casters</b>                      COM: 0.75 YD   0.69 M                      Unit weight: 16 LB   7.3 KG                      Carton weight: 24 LB   10.89 KG                      Carton volume: 14 FT³   0.39 MT³</p>	Ergonomic features: G, M, N	<b>6765FC</b>	550	574	594	618	656	691	726	757	795	831	880	949
			<b>OVERALL DIMENSIONS</b> W D H			<b>SEAT DIMENSIONS</b> W D H			<b>BACK DIMENSIONS</b> W H					
			IN	23.75	23	33	18.5	17	17	17	16			
			MM	603	584	838	470	432	432	432	406			
				<b>RTA 00</b>	1 per carton									
 <p><b>Multi-Purpose Stool Armless</b>                      COM: 0.75 YD   0.69 M                      Unit weight: 21 LB   9.5 KG                      Carton weight: 28 LB   12.7 KG                      Carton volume: 9.75 FT³   0.27 MT³</p>	Ergonomic features: G, M, N	<b>6767-6</b>	783	807	827	851	889	924	959	990	1028	1064	1113	1182
			<b>OVERALL DIMENSIONS</b> W D H			<b>SEAT DIMENSIONS</b> W D H			<b>BACK DIMENSIONS</b> W H					
			IN	20.5	20.5	42.5	18	16.5	22-32	17	16.5			
			MM	559	521	1080	457	419	559-813	432	419			
				<b>RTA 1</b>		1 per carton								

DESCRIPTION	FEATURES	MODEL#	STANDARD TEXTILE GRADES											
			1	2	3	4	5	6	7	8	9	10	11	12
 <p><b>Multi-Purpose Stool w/Arms</b>                      COM: 0.75 YD   0.69 M                      Unit weight: 24 LB   10.9 KG                      Carton weight: 31 LB   14.06 KG                      Carton volume: 9.75 FT³   0.27 MT³</p>		<b>6768-6</b>	808	832	852	876	914	949	984	1015	1053	1089	1138	1207
			<b>OVERALL DIMENSIONS</b>			<b>SEAT DIMENSIONS</b>			<b>BACK DIMENSIONS</b>					
			<b>W</b>	<b>D</b>	<b>H</b>	<b>W</b>	<b>D</b>	<b>H</b>	<b>W</b>	<b>H</b>				
			IN 23.5	20.5	42.5	18	16.5	22-32	17	16.5				
			MM 597	521	1080	457	419	559-813	432	419				
			<b>RTA 1</b>								1 per carton			

SPYKER



model 6791

model 6790

	Chair Stacking Capability	
	Stacks on floor	Stacks on dolly
<b>Armless</b>		
6791	up to 10 high	up to 12 high (use 6756)
<b>With Arms</b>		
6790	up to 7 high	up to 7 high (use 6756)



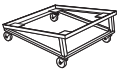
EXAMPLE SPYKER ORDER CODE:

6791	ALY
Model #	Finish

STANDARD FEATURES

- A comfortable, high quality, lightweight, all polymer stacking chair intended for use indoors or outdoors. Products must be stored inside during extreme and inclement weather. See Global's Outdoor Furniture warranty for additional information.
- Weather resistant, UV resistant, stain resistant and will not rust (no metal components or hardware).
- Chairs feature a perforated seat and back, reducing wind drag and preventing rain collection when used outdoors.
- Strength and durability come from the glass filler polymer. Evidence of this material may be visible on the surface and is often more evident in darker colors.
- Chair legs are equipped with translucent non-marking glides as standard. Suitable for outdoor environments, carpet and hard surface flooring.
- Active weight capacity for this series is 300 lbs.

- Chairs are available in 3 plastic colors:  
**(ALY)** Alloy  
**(CHA)** Char  
**(MLK)** Milk

DESCRIPTION	FEATURES	MODEL #	STANDARD TEXTILE GRADES																															
 <p><b>Armchair</b>                      COM: N/A                      Unit weight: 10 LB   4.5 KG                      Carton weight: 12 LB   5.44 KG                      Carton volume: 16.25 FT<sup>3</sup>   0.46 MT<sup>3</sup></p>	Stacks 7 high on floor. Stacks 7 high on dolly.	<p>List price</p> <p><b>6790</b> 288</p>																																
		<table border="1"> <thead> <tr> <th colspan="3">OVERALL DIMENSIONS</th> <th colspan="3">SEAT DIMENSIONS</th> <th colspan="2">BACK DIMENSIONS</th> </tr> <tr> <th>W</th> <th>D</th> <th>H</th> <th>W</th> <th>D</th> <th>H</th> <th>W</th> <th>H</th> </tr> </thead> <tbody> <tr> <td>IN 23.5</td> <td>21.5</td> <td>31.5</td> <td>16.5</td> <td>17</td> <td>17.5</td> <td>16.5</td> <td>15</td> </tr> <tr> <td>MM 597</td> <td>546</td> <td>800</td> <td>419</td> <td>432</td> <td>445</td> <td>419</td> <td>381</td> </tr> </tbody> </table> <p><b>RTA 00</b> 4 per carton (pricing and specifications are for one chair)</p>	OVERALL DIMENSIONS			SEAT DIMENSIONS			BACK DIMENSIONS		W	D	H	W	D	H	W	H	IN 23.5	21.5	31.5	16.5	17	17.5	16.5	15	MM 597	546	800	419	432	445	419	381
OVERALL DIMENSIONS			SEAT DIMENSIONS			BACK DIMENSIONS																												
W	D	H	W	D	H	W	H																											
IN 23.5	21.5	31.5	16.5	17	17.5	16.5	15																											
MM 597	546	800	419	432	445	419	381																											
 <p><b>Armless Chair</b>                      COM: N/A                      Unit weight: 9 LB   4.1 KG                      Carton weight: 11 LB   4.99 KG                      Carton volume: 14.25 FT<sup>3</sup>   0.4 MT<sup>3</sup></p>	Stacks 10 high on floor. Stacks 12 high on dolly.	<p>List price</p> <p><b>6791</b> 259</p>																																
		<table border="1"> <thead> <tr> <th colspan="3">OVERALL DIMENSIONS</th> <th colspan="3">SEAT DIMENSIONS</th> <th colspan="2">BACK DIMENSIONS</th> </tr> <tr> <th>W</th> <th>D</th> <th>H</th> <th>W</th> <th>D</th> <th>H</th> <th>W</th> <th>H</th> </tr> </thead> <tbody> <tr> <td>IN 16.5</td> <td>21.5</td> <td>31.5</td> <td>16.5</td> <td>17</td> <td>17.5</td> <td>16.5</td> <td>15</td> </tr> <tr> <td>MM 419</td> <td>546</td> <td>800</td> <td>419</td> <td>432</td> <td>445</td> <td>419</td> <td>381</td> </tr> </tbody> </table> <p><b>RTA 00</b> 4 per carton (pricing and specifications are for one chair)</p>	OVERALL DIMENSIONS			SEAT DIMENSIONS			BACK DIMENSIONS		W	D	H	W	D	H	W	H	IN 16.5	21.5	31.5	16.5	17	17.5	16.5	15	MM 419	546	800	419	432	445	419	381
OVERALL DIMENSIONS			SEAT DIMENSIONS			BACK DIMENSIONS																												
W	D	H	W	D	H	W	H																											
IN 16.5	21.5	31.5	16.5	17	17.5	16.5	15																											
MM 419	546	800	419	432	445	419	381																											
 <p><b>Chair Dolly</b>                      COM: N/A                      Unit weight: 10 LB   4.5 KG                      Carton weight: 11 LB   4.99 KG                      Carton volume: 2.4 FT<sup>3</sup>   0.06 MT<sup>3</sup></p>		<p>List price</p> <p><b>6756</b> 343</p>																																
		<table border="1"> <thead> <tr> <th colspan="3">OVERALL DIMENSIONS</th> <th colspan="3">SEAT DIMENSIONS</th> <th colspan="2">BACK DIMENSIONS</th> </tr> <tr> <th>W</th> <th>D</th> <th>H</th> <th>W</th> <th>D</th> <th>H</th> <th>W</th> <th>H</th> </tr> </thead> <tbody> <tr> <td>IN 20.75</td> <td>23</td> <td>9.25</td> <td>-</td> <td>-</td> <td>-</td> <td>-</td> <td>-</td> </tr> <tr> <td>MM 527</td> <td>584</td> <td>235</td> <td>-</td> <td>-</td> <td>-</td> <td>-</td> <td>-</td> </tr> </tbody> </table> <p><b>RTA 00</b> 1 per carton</p>	OVERALL DIMENSIONS			SEAT DIMENSIONS			BACK DIMENSIONS		W	D	H	W	D	H	W	H	IN 20.75	23	9.25	-	-	-	-	-	MM 527	584	235	-	-	-	-	-
OVERALL DIMENSIONS			SEAT DIMENSIONS			BACK DIMENSIONS																												
W	D	H	W	D	H	W	H																											
IN 20.75	23	9.25	-	-	-	-	-																											
MM 527	584	235	-	-	-	-	-																											



**STREAM**



model 2075APP



model 2076NPU



model 2075NPPT



model 2075CSAPP

	Stream Chair Stacking Capability		Stream Stools Stacking Capability
	Stacks on floor	Stacks on dolly (2085)	Stacks on floor only
<b>Four-Leg (Glide/Caster) + Sled Base Models</b>			
Polypropylene seat	up to 5 high	up to 15 high	up to 5 high
Poly back & upholstered seat	up to 5 high	up to 10 high	up to 5 high
Upholstered seat & back	up to 5 high	up to 10 high	up to 5 high

**Stream Stools and Task Seating**



For stools and task seating, please see page 79.

**EXAMPLE STREAM ORDER CODE:**

2075NPP	-	-	-IVC	-FG	-CHM	-RG	-	-	-
Model #	Back textile	Seat textile	Seat/back finish	Frame w/ glide or casters	Frame finish	Glide or caster type	Bullet glide color	Tablet	Tablet finish

**STANDARD FEATURES**








- Stream series multi-purpose product includes: four-legged models, sled base models, tablet models, stools and task seating.
- Units available with or without arms. Arms match selected seat/back finish.
- Bases are available in paint and plated finishes. See options column.
- Four-legged chairs are standard with non-marking nylon bullet glides (FG). Bullet glides can be specified in any plastic color (including a natural color). Bullet glides are not recommended for LVT flooring. Casters are available with upcharge.
- Sled chairs are available with Black or opaque non marking glides.
- Four-legged and sled models are stackable on dolly 2085. Please see stacking chart below for details.
- Upholstered models are equipped with a color coordinated shroud under the seat to help prevent frame imprints on the lower chair while stacked.
- Four-legged and sled chair styles are available as tablet models. Tablet and backpack rack models do not stack.
- Tablet arms are rugged and meet ANSI/BIFMA testing requirements. Tablet hinges up to allow ease of egress and slide forward + back to accommodate most users.
- Standard tablet (D8) size is 18"D x 14.5"W and is made of Black polymer. Tablets are attached at the left or right (as seated).
- Upholstery options: fabric, vinyl or leather. Vinyl and leather models may feature stitch detail across the seat and/or back cushions, if applicable.



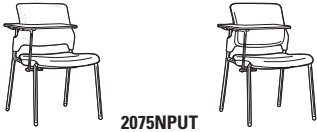


**OPTIONAL FEATURES**








- Polypropylene seats and backs are available in 14 colors: Buzz Blue (BZB), Cactus (CCT), Carrot (CRO), Cloud (IVC), Dijon (DJN), Eggplant (EGP), Fog (FOG), Frost (FRO), Ink (INK), Latte (LAB), Night (BLK), Sand (SND), Scarlet (SAR) and Shadow (SHW). Please specify.
- Several glide options are available. Glides must be chosen to best suit flooring type and site conditions. For more information, please refer to the glide section (page 357).
- Four-legged chairs are optionally available with casters, please specify (FC). Add \$108.
- For carpet casters, please specify (DC). No additional upcharge.
- For hard surface flooring casters, please specify (RC). Add \$18.
- An optional 18.5"D x 18.5"W high pressure laminate writing tablet is available. The core is hardwood veneer plywood with a radiused edge and finished in clear lacquer. This writing tablet is offered in the following finishes: Black (BLK), Clear Maple (CMB), Designer White (DWT) and Noce Grigio (NGL). Please specify. Add \$68.

Please add option codes in the following order:

- Model number**  
**2075** Four-legged chair  
**2075BR** Four-legged chair w/backpack rack  
**2075BS** Bar stool  
**2075CS** Counter stool  
**2076** Sled base chair  
**- Arm suffix (add to end of model #)**  
**(A)** Chair with arms.  
**(N)** Chair without arms.  
**- Upholstery suffix (add to end of model #)**  
**(PP)** Plastic back, plastic seat.  
**(PU)** Plastic back, upholstered seat.  
**(UU)** Upholstered back, upholstered seat.  
**- Tablet suffix (add to end of model #)**  
**(T)** Ordering w/tablet surface (chair models only).
- Textile**  
Specify textile code for back (UU models only). Specify textile code for seat (PU, UU models only).
- Seat/back finish (no upcharge)**  
**(BZB)** Buzz Blue                      **(FRO)** Frost  
**(CCT)** Cactus                            **(INK)** Ink  
**(CRO)** Carrot                           **(LAB)** Latte  
**(IVC)** Cloud                             **(BLK)** Night  
**(DJN)** Dijon                             **(SND)** Sand  
**(EGP)** Eggplant                       **(SAR)** Scarlet  
**(FOG)** Fog                               **(SHW)** Shadow
- Frame with bullet glides or casters (four-legged chair models only)**  
**(FG)** Glides.  
**(FC)** Casters. Add \$108.
- Caster type (if applicable)**  
**(DC)** C107 carpet.  
**(RC)** C107R hard floor. Add \$18.
- Frame finish**  
For leg frame finish options, please see page 378. Upcharges apply for plated finishes:  
**(CHM)** Chrome. Add \$25 for armchairs. Add \$49 for stools.  
**(BCH)** Brushed Chrome. Add \$138 for armchairs. Add \$212 for stools.  
**(SBR)** Satin Brass. Add \$217 for armchairs. Add \$341 for stools.  
**(ACO)** Antique Copper. Add \$217 for armchairs. Add \$341 for stools.
- Glide type (four-legged chair models only)**  
**(BG)** Bullet glides for some hard floor/carpeted surfaces. Choose bullet glide color. (standard)  
**(FG)** Glides w/felt pads are available for vinyl sheet, cork or laminate flooring, please specify. Add \$19.  
**(RG)** Glides with rubber pads are available for vinyl, hardwood, laminate, stone or ceramic flooring, please specify. Add \$19.  
**(SG)** Glides with stainless steel pads are available for carpet or rubber flooring, please specify. Add \$19.
- Bullet glide color (four-legged chair models only)**  
**(BZB)** Buzz Blue                      **(INK)** Ink  
**(CCT)** Cactus                            **(LAB)** Latte  
**(CRO)** Carrot                           **(NAT)** Natural  
**(IVC)** Cloud                             **(BLK)** Night  
**(DJN)** Dijon                             **(SND)** Sand  
**(EGP)** Eggplant                       **(SAR)** Scarlet  
**(FOG)** Fog                               **(SHW)** Shadow  
**(FRO)** Frost
- Sled chair glides type (sled chair models only)**  
**(GL)** Black glides.  
**(NM)** Opaque non-marking glides.
- Tablet**  
**(LT)** Left  
**(RT)** Right
- Tablet finish**  
**(D8)** Black polymer. No upcharge.  
**(BLK)** Black laminate. Add \$68.  
**(CMB)** Clear Maple laminate. Add \$68.  
**(DWT)** Designer White laminate. Add \$68.  
**(NGL)** Noce Grigio laminate. Add \$68.

DESCRIPTION	FEATURES	MODEL#	STANDARD TEXTILE GRADES											
 <p><b>Armchair</b> COM: N/A Unit weight: 13 LB   5.9 KG Carton weight: 16.25 LB   7.37 KG Carton volume: 26.75 FT<sup>3</sup>   0.75 MT<sup>3</sup></p>	<p>Polypropylene seat &amp; back. Bullet glides or casters. Stacks 5 high on floor. Stacks 15 high on dolly.</p>	List price												
		2075APP	415											
		OVERALL DIMENSIONS			SEAT DIMENSIONS			BACK DIMENSIONS						
		W	D	H	W	D	H	W	H					
IN 24	25	33.25	18	18	17	16	16.5							
MM 610	635	845	457	457	432	406	419							
<div style="display: flex; align-items: center;"> <span style="border: 1px solid black; padding: 2px;">RTA 00</span> <span style="margin-left: 10px;">4 per carton (pricing and specifications are for one seat unit)</span> </div>														
 <p>2075APU</p>	 <p>2075AUU</p>	List price												
		2075APU	587	611	631	655	693	728	763	794	832	868	917	986
		OVERALL DIMENSIONS			SEAT DIMENSIONS			BACK DIMENSIONS						
		W	D	H	W	D	H	W	H					
IN 24	25	33.25	18	18	17.5	16	16							
MM 610	635	845	457	457	445	406	406							
<div style="display: flex; align-items: center;"> <span style="border: 1px solid black; padding: 2px;">RTA 00</span> <span style="margin-left: 10px;">4 per carton (pricing and specifications are for one seat unit)</span> </div>														
 <p><b>Armless Chair</b> COM: N/A Unit weight: 9 LB   4.1 KG Carton weight: 12.25 LB   5.56 KG Carton volume: 19.25 FT<sup>3</sup>   0.54 MT<sup>3</sup></p>	<p>Polypropylene seat &amp; back. Bullet glides or casters. Stacks 5 high on floor. Stacks 15 high on dolly.</p>	List price												
		2075NPP	355											
		OVERALL DIMENSIONS			SEAT DIMENSIONS			BACK DIMENSIONS						
		W	D	H	W	D	H	W	H					
IN 20.5	25	33.25	18	18	18	16	16.5							
MM 521	635	845	457	457	457	406	419							
<div style="display: flex; align-items: center;"> <span style="border: 1px solid black; padding: 2px;">RTA 00</span> <span style="margin-left: 10px;">4 per carton (pricing and specifications are for one seat unit)</span> </div>														
 <p>2075NPU</p>	 <p>2075NUU</p>	List price												
		2075NPU	528	552	572	596	634	669	704	735	773	809	858	927
		OVERALL DIMENSIONS			SEAT DIMENSIONS			BACK DIMENSIONS						
		W	D	H	W	D	H	W	H					
IN 20.5	25	33.25	18	18	17.5	16	16							
MM 521	635	845	457	457	445	406	406							
<div style="display: flex; align-items: center;"> <span style="border: 1px solid black; padding: 2px;">RTA 00</span> <span style="margin-left: 10px;">4 per carton (pricing and specifications are for one seat unit)</span> </div>														
 <p><b>Armchair w/Tablet</b> COM: N/A Unit weight: 19 LB   8.6 KG Carton weight: 28 LB   12.7 KG Carton volume: 17.5 FT<sup>3</sup>   0.49 MT<sup>3</sup></p>	<p>Polypropylene seat &amp; back. Bullet glides or casters. Does not stack.</p>	List price												
		2075APPT	677											
		OVERALL DIMENSIONS			SEAT DIMENSIONS			BACK DIMENSIONS						
		W	D	H	W	D	H	W	H					
IN 26.5	27.25	33.25	18	18	17	16	16.5							
MM 673	692	845	457	457	432	406	419							
<div style="display: flex; align-items: center;"> <span style="border: 1px solid black; padding: 2px;">RTA 00</span> <span style="margin-left: 10px;">1 per carton</span> </div>														

DESCRIPTION	FEATURES	MODEL#	STANDARD TEXTILE GRADES											
			1	2	3	4	5	6	7	8	9	10	11	12
 <p><b>2075APUT</b>                      <b>2075AUUT</b></p> <p><b>Armchair w/Tablet</b>                      COM: 0.75 YD   0.69 M                      Unit weight: 24 LB   10.9 KG                      Carton weight: 33 LB   14.97 KG                      Carton volume: 17.5 FT³   0.49 MT³</p>	<p>Bullet glides or casters. Does not stack.</p>	<b>2075APUT</b>	801	825	845	869	907	942	977	1008	1046	1082	1131	1200
		Upholstered seat	<b>2075AUUT</b>	920	944	965	988	1025	1061	1097	1127	1165	1202	1250
			<b>OVERALL DIMENSIONS</b>			<b>SEAT DIMENSIONS</b>			<b>BACK DIMENSIONS</b>					
			<b>W</b>	<b>D</b>	<b>H</b>	<b>W</b>	<b>D</b>	<b>H</b>	<b>W</b>	<b>H</b>				
			IN 26.5	27.25	33.25	18	18	17.5	16	16				
			MM 673	692	845	457	457	445	406	406				
			<b>RTA 00</b>	1 per carton										
 <p><b>2075NPPT</b></p> <p><b>Armless Chair w/Tablet</b>                      COM: N/A                      Unit weight: 19 LB   8.6 KG                      Carton weight: 28 LB   12.7 KG                      Carton volume: 17.5 FT³   0.49 MT³</p>	<p>Polypropylene seat &amp; back. Bullet glides or casters. Does not stack.</p>		<b>List price</b>											
			<b>2075NPPT</b>	617										
			<b>OVERALL DIMENSIONS</b>			<b>SEAT DIMENSIONS</b>			<b>BACK DIMENSIONS</b>					
			<b>W</b>	<b>D</b>	<b>H</b>	<b>W</b>	<b>D</b>	<b>H</b>	<b>W</b>	<b>H</b>				
			IN 25	27.25	33.25	18	18	17	16	16.5				
			MM 635	692	845	457	457	432	406	419				
			<b>RTA 00</b>	1 per carton										
 <p><b>2075NPUT</b>                      <b>2075NUUT</b></p> <p><b>Armless Chair w/Tablet</b>                      COM: N/A                      Unit weight: 22 LB   10 KG                      Carton weight: 29 LB   13.15 KG                      Carton volume: 14.75 FT³   0.41 MT³</p>	<p>Bullet glides or casters. Does not stack.</p>	<b>2075NPUT</b>	741	765	785	809	847	882	917	948	986	1022	1071	1140
		Upholstered seat	<b>2075NUUT</b>	860	884	905	928	965	1001	1036	1067	1105	1141	1190
			<b>OVERALL DIMENSIONS</b>			<b>SEAT DIMENSIONS</b>			<b>BACK DIMENSIONS</b>					
			<b>W</b>	<b>D</b>	<b>H</b>	<b>W</b>	<b>D</b>	<b>H</b>	<b>W</b>	<b>H</b>				
			IN 25	27.25	33.25	18	18	17.5	16	16				
			MM 635	692	845	457	457	445	406	406				
			<b>RTA 00</b>	1 per carton										
 <p><b>2075BRAPP</b></p> <p><b>Armchair w/Backpack Rack</b>                      COM: N/A                      Unit weight: 17 LB   7.7 KG                      Carton weight: 25.5 LB   11.57 KG                      Carton volume: 15.5 FT³   0.43 MT³</p>	<p>Polypropylene seat &amp; back. Bullet glides or casters. Does not stack.</p>		<b>List price</b>											
			<b>2075BRAPP</b>	551										
			<b>OVERALL DIMENSIONS</b>			<b>SEAT DIMENSIONS</b>			<b>BACK DIMENSIONS</b>					
			<b>W</b>	<b>D</b>	<b>H</b>	<b>W</b>	<b>D</b>	<b>H</b>	<b>W</b>	<b>H</b>				
			IN 24	25	33.25	18	18	17	16	16.5				
			MM 610	635	845	457	457	432	406	419				
			<b>RTA 00</b>	1 per carton										
 <p><b>2075BRAPU</b>                      <b>2075BRAUU</b></p> <p><b>Armchair w/Backpack Rack</b>                      COM: 0.75 YD   0.69 M                      Unit weight: 20 LB   9.1 KG                      Carton weight: 27 LB   12.25 KG                      Carton volume: 14 FT³   0.39 MT³</p>	<p>Bullet glides or casters. Does not stack.</p>	<b>2075BRAPU</b>	677	701	721	745	783	818	853	884	922	958	1007	1076
		Upholstered seat	<b>2075BRAUU</b>	795	819	840	863	900	936	971	1002	1040	1076	1125
			<b>OVERALL DIMENSIONS</b>			<b>SEAT DIMENSIONS</b>			<b>BACK DIMENSIONS</b>					
			<b>W</b>	<b>D</b>	<b>H</b>	<b>W</b>	<b>D</b>	<b>H</b>	<b>W</b>	<b>H</b>				
			IN 24	25	33.25	18	18	17.5	16	16				
			MM 610	635	845	457	457	445	406	406				
			<b>RTA 00</b>	1 per carton										

DESCRIPTION	FEATURES	MODEL#	STANDARD TEXTILE GRADES																																		
 <p><b>Armless Chair w/Backpack Rack</b> COM: N/A Unit weight: 13 LB   5.9 KG Carton weight: 21 LB   9.53 KG Carton volume: 14.25 FT<sup>3</sup>   0.4 MT<sup>3</sup></p>	<p>Polypropylene seat &amp; back. Bullet glides or casters. Does not stack.</p>	List price																																			
		<b>2075BRNPP</b> 492																																			
		OVERALL DIMENSIONS			SEAT DIMENSIONS			BACK DIMENSIONS																													
		W	D	H	W	D	H	W	H																												
IN 20.5	25	33.25	18	18	18	16	16.5																														
MM 521	635	845	457	457	457	406	419																														
<div style="display: flex; align-items: center;"> <div style="border: 1px solid black; padding: 2px; margin-right: 5px;">RTA 00</div> <span>1 per carton</span> </div>																																					
<table border="1" style="width: 100%; text-align: center;"> <thead> <tr> <th></th><th>1</th><th>2</th><th>3</th><th>4</th><th>5</th><th>6</th><th>7</th><th>8</th><th>9</th><th>10</th><th>11</th><th>12</th> </tr> </thead> <tbody> <tr> <td><b>2075BRNPU</b></td> <td>617</td><td>641</td><td>661</td><td>685</td><td>723</td><td>758</td><td>793</td><td>824</td><td>862</td><td>898</td><td>947</td><td>1016</td> </tr> </tbody> </table>													1	2	3	4	5	6	7	8	9	10	11	12	<b>2075BRNPU</b>	617	641	661	685	723	758	793	824	862	898	947	1016
	1	2	3	4	5	6	7	8	9	10	11	12																									
<b>2075BRNPU</b>	617	641	661	685	723	758	793	824	862	898	947	1016																									
Upholstered seat																																					
<table border="1" style="width: 100%; text-align: center;"> <thead> <tr> <th></th><th>1</th><th>2</th><th>3</th><th>4</th><th>5</th><th>6</th><th>7</th><th>8</th><th>9</th><th>10</th><th>11</th><th>12</th> </tr> </thead> <tbody> <tr> <td><b>2075BRNUU</b></td> <td>736</td><td>760</td><td>781</td><td>804</td><td>841</td><td>877</td><td>912</td><td>943</td><td>981</td><td>1017</td><td>1066</td><td>1135</td> </tr> </tbody> </table>													1	2	3	4	5	6	7	8	9	10	11	12	<b>2075BRNUU</b>	736	760	781	804	841	877	912	943	981	1017	1066	1135
	1	2	3	4	5	6	7	8	9	10	11	12																									
<b>2075BRNUU</b>	736	760	781	804	841	877	912	943	981	1017	1066	1135																									
Upholstered seat & back																																					
 <p><b>2075BRNPU</b></p>  <p><b>2075BRNUU</b></p>	<p>Bullet glides or casters. Does not stack.</p>	List price																																			
		<b>2075BRNPU</b> 617																																			
		OVERALL DIMENSIONS			SEAT DIMENSIONS			BACK DIMENSIONS																													
		W	D	H	W	D	H	W	H																												
IN 20.5	25	33.25	18	18	17.5	16	16																														
MM 521	635	845	457	457	445	406	406																														
<div style="display: flex; align-items: center;"> <div style="border: 1px solid black; padding: 2px; margin-right: 5px;">RTA 00</div> <span>1 per carton</span> </div>																																					
 <p><b>Armchair w/Backpack Rack and Tablet</b> COM: N/A Unit weight: 23 LB   10.5 KG Carton weight: 32 LB   14.51 KG Carton volume: 17.5 FT<sup>3</sup>   0.49 MT<sup>3</sup></p>	<p>Polypropylene seat &amp; back. Bullet glides or casters. Does not stack.</p>	List price																																			
		<b>2075BRAPPT</b> 813																																			
		OVERALL DIMENSIONS			SEAT DIMENSIONS			BACK DIMENSIONS																													
		W	D	H	W	D	H	W	H																												
IN 26.5	27.25	33.25	18	18	17	16	16.5																														
MM 673	692	845	457	457	432	406	419																														
<div style="display: flex; align-items: center;"> <div style="border: 1px solid black; padding: 2px; margin-right: 5px;">RTA 00</div> <span>1 per carton</span> </div>																																					
<table border="1" style="width: 100%; text-align: center;"> <thead> <tr> <th></th><th>1</th><th>2</th><th>3</th><th>4</th><th>5</th><th>6</th><th>7</th><th>8</th><th>9</th><th>10</th><th>11</th><th>12</th> </tr> </thead> <tbody> <tr> <td><b>2075BRAPUT</b></td> <td>937</td><td>961</td><td>981</td><td>1005</td><td>1043</td><td>1078</td><td>1113</td><td>1144</td><td>1182</td><td>1218</td><td>1267</td><td>1336</td> </tr> </tbody> </table>													1	2	3	4	5	6	7	8	9	10	11	12	<b>2075BRAPUT</b>	937	961	981	1005	1043	1078	1113	1144	1182	1218	1267	1336
	1	2	3	4	5	6	7	8	9	10	11	12																									
<b>2075BRAPUT</b>	937	961	981	1005	1043	1078	1113	1144	1182	1218	1267	1336																									
Upholstered seat																																					
<table border="1" style="width: 100%; text-align: center;"> <thead> <tr> <th></th><th>1</th><th>2</th><th>3</th><th>4</th><th>5</th><th>6</th><th>7</th><th>8</th><th>9</th><th>10</th><th>11</th><th>12</th> </tr> </thead> <tbody> <tr> <td><b>2075BRAUUT</b></td> <td>1056</td><td>1080</td><td>1101</td><td>1124</td><td>1161</td><td>1197</td><td>1233</td><td>1263</td><td>1301</td><td>1338</td><td>1386</td><td>1455</td> </tr> </tbody> </table>													1	2	3	4	5	6	7	8	9	10	11	12	<b>2075BRAUUT</b>	1056	1080	1101	1124	1161	1197	1233	1263	1301	1338	1386	1455
	1	2	3	4	5	6	7	8	9	10	11	12																									
<b>2075BRAUUT</b>	1056	1080	1101	1124	1161	1197	1233	1263	1301	1338	1386	1455																									
Upholstered seat & back																																					
 <p><b>2075BRAPUT</b></p>  <p><b>2075BRAUUT</b></p>	<p>Bullet glides or casters. Does not stack.</p>	List price																																			
		<b>2075BRAUUT</b> 1056																																			
		OVERALL DIMENSIONS			SEAT DIMENSIONS			BACK DIMENSIONS																													
		W	D	H	W	D	H	W	H																												
IN 26.5	27.25	33.25	18	18	17.5	16	16																														
MM 673	692	845	457	457	445	406	406																														
<div style="display: flex; align-items: center;"> <div style="border: 1px solid black; padding: 2px; margin-right: 5px;">RTA 00</div> <span>1 per carton</span> </div>																																					
 <p><b>Armless Chair w/Backpack Rack and Tablet</b> COM: N/A Unit weight: 23 LB   10.5 KG Carton weight: 32 LB   14.51 KG Carton volume: 17.5 FT<sup>3</sup>   0.49 MT<sup>3</sup></p>	<p>Polypropylene seat &amp; back. Bullet glides or casters. Does not stack.</p>	List price																																			
		<b>2075BRNPPT</b> 754																																			
		OVERALL DIMENSIONS			SEAT DIMENSIONS			BACK DIMENSIONS																													
		W	D	H	W	D	H	W	H																												
IN 25	27.25	33.25	18	18	17	16	16.5																														
MM 635	692	845	457	457	432	406	419																														
<div style="display: flex; align-items: center;"> <div style="border: 1px solid black; padding: 2px; margin-right: 5px;">RTA 00</div> <span>1 per carton</span> </div>																																					

DESCRIPTION	FEATURES	MODEL#	STANDARD TEXTILE GRADES											
			1	2	3	4	5	6	7	8	9	10	11	12



2075BRNPUT



2075BRNUUT

**Armless Chair w/Backpack Rack and Tablet**

COM: 0.75 YD | 0.69 M  
 Unit weight: 26 LB | 11.8 KG  
 Carton weight: 35 LB | 15.88 KG  
 Carton volume: 17.5 FT³ | 0.49 MT³

Bullet glides or casters.  
 Does not stack.

OVERALL DIMENSIONS			SEAT DIMENSIONS			BACK DIMENSIONS		
W	D	H	W	D	H	W	H	
IN 25	27.25	33.25	18	18	17.5	16	16	
MM 635	692	845	457	457	445	406	406	

**RTA 00** 1 per carton



**Bar Stool w/Arms**

COM: N/A  
 Unit weight: 21 LB | 9.5 KG  
 Carton weight: 25 LB | 11.34 KG  
 Carton volume: 21.5 FT³ | 0.6 MT³

Polypropylene seat & back.  
 Stacks 5 high on floor.

List price

2075BSAPP 605

OVERALL DIMENSIONS			SEAT DIMENSIONS			BACK DIMENSIONS	
W	D	H	W	D	H	W	H
IN 24	24.75	45	18	18	29	16	16.5
MM 610	629	1143	457	457	737	406	419

**RTA 00** 2 per carton (pricing and specifications are for one seat unit)



2075BSAPU



2075BSAUU

**Bar Stool w/Arms**

COM: 0.75 YD | 0.69 M  
 Unit weight: 24 LB | 10.9 KG  
 Carton weight: 28 LB | 12.7 KG  
 Carton volume: 21.5 FT³ | 0.6 MT³

Stacks 5 high on floor.

1	2	3	4	5	6	7	8	9	10	11	12
---	---	---	---	---	---	---	---	---	----	----	----

2075BSAPU 777 801 821 845 883 918 953 984 1022 1058 1107 1176  
 Upholstered seat

2075BSAUU 895 919 939 963 1001 1036 1071 1102 1140 1176 1225 1294  
 Upholstered seat & back

OVERALL DIMENSIONS			SEAT DIMENSIONS			BACK DIMENSIONS	
W	D	H	W	D	H	W	H
IN 24	24.75	45	18	18	29.5	16	16
MM 610	629	1143	457	457	749	406	406

**RTA 00** 2 per carton (pricing and specifications are for one seat unit)



**Armless Bar Stool**

COM: N/A  
 Unit weight: 17 LB | 7.7 KG  
 Carton weight: 21 LB | 9.53 KG  
 Carton volume: 17.75 FT³ | 0.5 MT³

Polypropylene seat & back.  
 Stacks 5 high on floor.

List price

2075BSNPP 546

OVERALL DIMENSIONS			SEAT DIMENSIONS			BACK DIMENSIONS	
W	D	H	W	D	H	W	H
IN 22	24.75	45	18	18	29	16	16.5
MM 559	629	1143	457	457	737	406	419

**RTA 00** 2 per carton (pricing and specifications are for one seat unit)



2075BSNPU



2075BSNUU

**Armless Bar Stool**

COM: 0.75 YD | 0.69 M  
 Unit weight: 20 LB | 9.1 KG  
 Carton weight: 24 LB | 10.89 KG  
 Carton volume: 17.75 FT³ | 0.5 MT³

Stacks 5 high on floor.


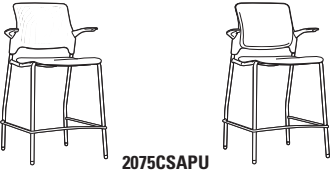



1	2	3	4	5	6	7	8	9	10	11	12
---	---	---	---	---	---	---	---	---	----	----	----

2075BSNPU 717 741 761 785 823 858 893 924 962 998 1047 1116  
 Upholstered seat



2075BSNUU 836 860 880 904 942 977 1012 1043 1081 1117 1166 1235  
 Upholstered seat & back


OVERALL DIMENSIONS			SEAT DIMENSIONS			BACK DIMENSIONS	
W	D	H	W	D	H	W	H
IN 22	24.75	45	18	18	29.5	16	16
MM 559	629	1143	457	457	749	406	406


**RTA 00** 2 per carton (pricing and specifications are for one seat unit)


DESCRIPTION	FEATURES	MODEL#	STANDARD TEXTILE GRADES												
 <p><b>Counter Stool w/Arms</b> COM: N/A Unit weight: 20 LB   9.1 KG Carton weight: 24 LB   10.89 KG Carton volume: 21.5 FT³   0.6 MT³</p>	Polypropylene seat & back. Stacks 5 high on floor.	List price													
		<b>2075CSAPP</b>	546												
		OVERALL DIMENSIONS			SEAT DIMENSIONS			BACK DIMENSIONS							
		W	D	H	W	D	H	W	H						
IN 24 MM 610	24.75 629	40 1016	18 457	18 457	24 610	16 406	16.5 419								
		<b>RTA 00</b>	2 per carton (pricing and specifications are for one seat unit)												
			1	2	3	4	5	6	7	8	9	10	11	12	
		<b>2075CSAPU</b>	717	741	761	785	823	858	893	924	962	998	1047	1116	
		Upholstered seat													
		<b>2075CSAAU</b>	836	860	880	904	942	977	1012	1043	1081	1117	1166	1235	
		Upholstered seat & back													
 <p><b>Counter Stool w/Arms</b> COM: 0.75 YD   0.69 M Unit weight: 23 LB   10.5 KG Carton weight: 27 LB   12.25 KG Carton volume: 21.5 FT³   0.6 MT³</p>	Stacks 5 high on floor.	List price													
		<b>2075CSAPU</b>	717												
		OVERALL DIMENSIONS			SEAT DIMENSIONS			BACK DIMENSIONS							
		W	D	H	W	D	H	W	H						
IN 24 MM 610	24.75 629	40 1016	18 457	18 457	24.5 622	16 406	16 406								
		<b>RTA 00</b>	2 per carton (pricing and specifications are for one seat unit)												
 <p><b>Armless Counter Stool</b> COM: N/A Unit weight: 16 LB   7.3 KG Carton weight: 20 LB   9.07 KG Carton volume: 19 FT³   0.53 MT³</p>	Polypropylene seat & back. Stacks 5 high on floor.	List price													
		<b>2075CSNPP</b>	486												
		OVERALL DIMENSIONS			SEAT DIMENSIONS			BACK DIMENSIONS							
		W	D	H	W	D	H	W	H						
IN 22 MM 559	24.75 629	40 1016	18 457	18 457	24 610	16 406	16.5 419								
		<b>RTA 00</b>	2 per carton (pricing and specifications are for one seat unit)												
 <p><b>Armless Counter Stool</b> COM: 0.75 YD   0.69 M Unit weight: 19 LB   8.6 KG Carton weight: 23 LB   10.43 KG Carton volume: 19 FT³   0.53 MT³</p>	Stacks 5 high on floor.	List price													
		<b>2075CSNPU</b>	658												
		OVERALL DIMENSIONS			SEAT DIMENSIONS			BACK DIMENSIONS							
		W	D	H	W	D	H	W	H						
IN 22 MM 559	24.75 629	40 1016	18 457	18 457	24.5 622	16 406	16 406								
		<b>RTA 00</b>	2 per carton (pricing and specifications are for one seat unit)												
 <p><b>Armchair w/Sled Base</b> COM: N/A Unit weight: 14 LB   6.4 KG Carton weight: 17.25 LB   7.82 KG Carton volume: 26.75 FT³   0.75 MT³</p>	Polypropylene seat & back. Stacks 5 high on floor. Stacks 15 high on dolly.	List price													
		<b>2076APP</b>	498												
		OVERALL DIMENSIONS			SEAT DIMENSIONS			BACK DIMENSIONS							
		W	D	H	W	D	H	W	H						
IN 24 MM 610	25 635	33.25 845	18 457	18 457	17 432	16 406	16.5 419								
		<b>RTA 00</b>	4 per carton (pricing and specifications are for one seat unit)												


DESCRIPTION	FEATURES	MODEL#	STANDARD TEXTILE GRADES											
			1	2	3	4	5	6	7	8	9	10	11	12




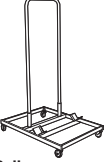

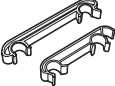
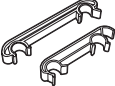

 <p><b>2076APU</b></p> <p><b>Armchair w/Sled Base</b> COM: 0.75 YD   0.69 M Unit weight: 17 LB   7.7 KG Carton weight: 20.25 LB   9.19 KG Carton volume: 26.75 FT<sup>3</sup>   0.75 MT<sup>3</sup></p>	 <p><b>2076AAU</b></p> <p>Stacks 5 high on floor. Stacks 10 high on dolly.</p>	<b>2076APU</b>	670	694	714	738	776	811	846	877	915	951	1000	1069	
		Upholstered seat													
		<b>2076AAU</b>	789	813	833	857	895	930	965	996	1034	1070	1119	1188	
		Upholstered seat & back													
			<b>OVERALL DIMENSIONS</b>			<b>SEAT DIMENSIONS</b>			<b>BACK DIMENSIONS</b>						
			<b>W</b>	<b>D</b>	<b>H</b>	<b>W</b>	<b>D</b>	<b>H</b>	<b>W</b>	<b>H</b>					
			IN 24	25	33.25	18	18	17.5	16	16					
			MM 610	635	845	457	457	445	406	406					
			<b>RTA 00</b> 4 per carton (pricing and specifications are for one seat unit)												

 <p><b>2076NPP</b></p> <p><b>Armless Chair w/Sled Base</b> COM: N/A Unit weight: 10 LB   4.5 KG Carton weight: 13.25 LB   6.01 KG Carton volume: 19.25 FT<sup>3</sup>   0.54 MT<sup>3</sup></p>	<p>Polypropylene seat &amp; back. Stacks 5 high on floor. Stacks 15 high on dolly.</p>	List price												
		<b>2076NPP</b>	439											
			<b>OVERALL DIMENSIONS</b>			<b>SEAT DIMENSIONS</b>			<b>BACK DIMENSIONS</b>					
			<b>W</b>	<b>D</b>	<b>H</b>	<b>W</b>	<b>D</b>	<b>H</b>	<b>W</b>	<b>H</b>				
			IN 20.5	25	33.25	18	18	18	16	16.5				
			MM 521	635	845	457	457	457	406	419				
			<b>RTA 00</b> 4 per carton (pricing and specifications are for one seat unit)											

 <p><b>2076NPU</b></p> <p><b>Armless Chair w/Sled Base</b> COM: 0.75 YD   0.69 M Unit weight: 13 LB   5.9 KG Carton weight: 16.25 LB   7.37 KG Carton volume: 19.25 FT<sup>3</sup>   0.54 MT<sup>3</sup></p>	<p>Stacks 5 high on floor. Stacks 10 high on dolly.</p>	<b>2076NPU</b>	611	635	655	679	717	752	787	818	856	892	941	1010	
		Upholstered seat													
		<b>2076NUU</b>	729	753	773	797	835	870	905	936	974	1010	1059	1128	
		Upholstered seat & back													
			<b>OVERALL DIMENSIONS</b>			<b>SEAT DIMENSIONS</b>			<b>BACK DIMENSIONS</b>						
			<b>W</b>	<b>D</b>	<b>H</b>	<b>W</b>	<b>D</b>	<b>H</b>	<b>W</b>	<b>H</b>					
			IN 20.5	25	33.25	18	18	17.5	16	16					
			MM 521	635	845	457	457	445	406	406					
			<b>RTA 00</b> 4 per carton (pricing and specifications are for one seat unit)												

 <p><b>2076APPT</b></p> <p><b>Armchair w/Sled Base and Tablet</b> COM: N/A Unit weight: 20 LB   9.1 KG Carton weight: 27 LB   12.25 KG Carton volume: 14.75 FT<sup>3</sup>   0.41 MT<sup>3</sup></p>	<p>Polypropylene seat &amp; back. Does not stack.</p>	List price												
		<b>2076APPT</b>	759											
			<b>OVERALL DIMENSIONS</b>			<b>SEAT DIMENSIONS</b>			<b>BACK DIMENSIONS</b>					
			<b>W</b>	<b>D</b>	<b>H</b>	<b>W</b>	<b>D</b>	<b>H</b>	<b>W</b>	<b>H</b>				
			IN 26.5	27.25	33.25	18	18	17	16	16.5				
			MM 673	692	845	457	457	432	406	419				
			<b>RTA 00</b> 1 per carton											

 <p><b>2076APUT</b></p> <p><b>Armchair w/Sled Base and Tablet</b> COM: 0.75 YD   0.69 M Unit weight: 25 LB   11.4 KG Carton weight: 32 LB   14.51 KG Carton volume: 14.75 FT<sup>3</sup>   0.41 MT<sup>3</sup></p>	<p>Does not stack.</p>	<b>2076APUT</b>	884	908	928	952	990	1025	1060	1091	1129	1165	1214	1283	
		Upholstered seat													
		<b>2076AUUT</b>	1003	1027	1048	1071	1108	1144	1180	1210	1248	1285	1333	1402	
		Upholstered seat & back													
			<b>OVERALL DIMENSIONS</b>			<b>SEAT DIMENSIONS</b>			<b>BACK DIMENSIONS</b>						
			<b>W</b>	<b>D</b>	<b>H</b>	<b>W</b>	<b>D</b>	<b>H</b>	<b>W</b>	<b>H</b>					
			IN 26.5	27.25	33.25	18	18	17.5	16	16					
			MM 673	692	845	457	457	445	406	406					
			<b>RTA 00</b> 1 per carton												

DESCRIPTION	FEATURES	MODEL#	STANDARD TEXTILE GRADES													
 <p><b>Armless Chair w/Sled Base and Tablet</b> COM: N/A Unit weight: 20 LB   9.1 KG Carton weight: 27 LB   12.25 KG Carton volume: 14.75 FT<sup>3</sup>   0.41 MT<sup>3</sup></p>	<p>Polypropylene seat &amp; back. Does not stack.</p>	List price														
		2076NPPT	700													
		OVERALL DIMENSIONS			SEAT DIMENSIONS			BACK DIMENSIONS								
		IN	26.5	27.25	33.25	18	18	17	16	16.5						
MM	673	692	845	457	457	432	406	419								
				RTA 00									1 per carton			
				1	2	3	4	5	6	7	8	9	10	11	12	
				2076NPPT	825	849	869	893	931	966	1001	1032	1070	1106	1155	1224
				Upholstered seat												
				2076NUUT	944	968	989	1012	1049	1085	1121	1151	1189	1226	1274	1343
				Upholstered seat & back												
				OVERALL DIMENSIONS			SEAT DIMENSIONS			BACK DIMENSIONS						
IN	25	27.25	33.25	18	18	17.5	16	16								
MM	635	692	845	457	457	445	406	406								
				RTA 00									1 per carton			
 <p>2076NPUT</p>	 <p>2076NUUT</p>	List price														
		<p><b>Armless Chair w/Sled Base and Tablet</b> COM: 0.75 YD   0.69 M Unit weight: 23 LB   10.5 KG Carton weight: 30 LB   13.61 KG Carton volume: 14.75 FT<sup>3</sup>   0.41 MT<sup>3</sup></p> <p>Does not stack.</p>														
 <p><b>Dolly</b> COM: N/A Unit weight: 32 LB   14.5 KG Carton weight: 41 LB   18.6 KG Carton volume: 6.75 FT<sup>3</sup>   0.19 MT<sup>3</sup></p>	<p>Accommodates 10-15 chairs depending on model.</p>	List price														
		2085	738													
		OVERALL DIMENSIONS			SEAT DIMENSIONS			BACK DIMENSIONS								
		IN	24	33.5	53	-	-	-	-	-	-	-	-	-		
MM	610	851	1346	-	-	-	-	-	-	-	-	-				
				RTA 00									1 per carton			
 <p><b>Ganging Clamps - Set of 2</b> COM: N/A Unit weight: 0.09 LB   0.04 KG Carton weight: 0.2 LB   0.09 KG Carton volume: 1 FT<sup>3</sup>   0.02 MT<sup>3</sup></p>	<p>For use with armchair models. Chair clearance 0.25"</p>	List price														
		5233	15													
		OVERALL DIMENSIONS			SEAT DIMENSIONS			BACK DIMENSIONS								
		IN	0.87	7.75	1.5	-	-	-	-	-	-	-	-	-		
MM	22	197	38	-	-	-	-	-	-	-	-	-				
				RTA 00									 Pricing is for the set, specifications are for one clamp			
 <p><b>Ganging Brackets - Set of 2</b> COM: N/A Unit weight: 23 LB   10.5 KG Carton weight: 30 LB   13.61 KG Carton volume: 14.75 FT<sup>3</sup>   0.41 MT<sup>3</sup></p>	<p>For use with armless models. Chair clearance 0.25"</p>	List price														
		6522	15													
		OVERALL DIMENSIONS			SEAT DIMENSIONS			BACK DIMENSIONS								
		IN	0.87	7.75	1.5	-	-	-	-	-	-	-	-	-		
MM	22	197	38	-	-	-	-	-	-	-	-	-				
				RTA 00									 Pricing is for the set, specifications are for one clamp			



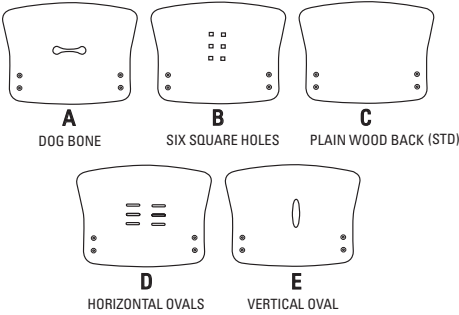
TWILIGHT



model 2194WS (TBL)

model 2198C (TTU)

**Twilight Back Cut-Outs.** Available in wood back only.






STANDARD FEATURES






- Twilight series armchairs and bar stools feature a flared back design.
- Chairs can stack 5 high on floor and 8 high on dolly 2125WS. Stools do not stack.
- Comet series tables and connecting brackets are compatible with Twilight models.
- Frame is welded and gusseted 1" round tubular steel. Legs flare out to the rear to provide additional stability.
- Arm and armless models can be joined together using ganging clamp model 2180.
- Chairs are "wall safe". Rear legs hit the baseboard first leaving clearance between the back of the chair and the wall, saving both the chair and the wall from damage.
- Dual wheel carpet casters (C1) are standard on models with casters.
- Upholstery options: fabric or vinyl only. Vinyl models may feature stitch detail across the seat and/or back cushions, if applicable.

OPTIONAL FEATURES

- Models featuring a wood veneer back are available in Absolute (AAM), Black (BKM), Cherry (ACM), Espresso Cafe (ECM), English Oak (EOM), Fruitwood (TFM), Gray (HGM), Honey (AHM), Mahogany (TMM), Maple (AVM), Medium Walnut (MWM), Night (ASM), Noce Biondo (NBM), Noce Grigio (NGM), Noce Leggero (NEM), Noce Medio (NMM), Shaker Cherry (SKM), Walnut (TWM), WC Cream (WTM), White (WHM) and Winter Cherry (WCM). Please specify. Genuine maple faced veneers are used.

- Models featuring wood veneer backs can incorporate a custom logo. Please contact Customer Service for further details.
- For quantities of 50 or more pieces the following cut-outs can be added to the wood back of Twilight chairs, see left. Add \$76.
- Frames are available in textured Sandtex finishes: Black (TBL) or Tungsten (TTU). No upcharge.
- Chrome frame available, please specify (CHM). Add \$37.
- A selection of glide options is available. Glides must be chosen to best suit flooring type and site conditions. For more information, please refer to the glide section (page 357).
- Glides with felt pads (FG) are available for vinyl sheet, cork or laminate flooring, please specify. Add \$43.
- Glides with rubber pads (RG) are available for vinyl, hardwood, laminate, stone or ceramic flooring, please specify.
- For hard surface floors, please specify opaque non-marking glide (NM). No upcharge.
- Steel cushioned glides (B) are available on all models, please specify. Add \$17.
- For hard surface flooring casters, please specify (C9R). Add \$17.

DESCRIPTION	FEATURES	MODEL #	STANDARD TEXTILE GRADES												
			1	2	3	4	5	6	7	8	9	10	11	12	
 <p><b>Armchair Upholstered Back</b> COM: 1.25 YD   1.14 M Unit weight: 19 LB   8.6 KG Carton weight: 22.5 LB   10.21 KG Carton volume: 15.5 FT³   0.43 MT³</p>	<p>Stacks 5 high on floor. Stacks 8 high on dolly.</p> <p>Ergonomic features: M, N</p>	<p><b>2194WS</b> Wall saver</p>	388	428	462	501	564	623	682	733	797	857	938	1053	
			<p><b>OVERALL DIMENSIONS</b></p> <p>W D H</p>			<p><b>SEAT DIMENSIONS</b></p> <p>W D H</p>			<p><b>BACK DIMENSIONS</b></p> <p>W H</p>						
			IN 23.5	23.5	35	18	16	18	18.5	16	MM 597	597	889	457	406
			<p><b>RTA 00</b> 2 per carton (pricing and specifications are for one chair)</p>												
 <p><b>Armchair w/Casters Upholstered Back</b> COM: 1.25 YD   1.14 M Unit weight: 19 LB   8.6 KG Carton weight: 24 LB   10.89 KG Carton volume: 15.5 FT³   0.43 MT³</p>	<p>Does not stack.</p> <p>Ergonomic features: M, N</p>	<p><b>2194C</b></p>	457	497	531	570	633	692	751	802	866	926	1007	1122	
			<p><b>OVERALL DIMENSIONS</b></p> <p>W D H</p>			<p><b>SEAT DIMENSIONS</b></p> <p>W D H</p>			<p><b>BACK DIMENSIONS</b></p> <p>W H</p>						
			IN 23.5	22	35	18	16	18	18.5	16	MM 597	559	889	457	406
			<p><b>RTA 00</b> 2 per carton (pricing and specifications are for one chair)</p>												
 <p><b>Armless Chair Upholstered Back</b> COM: 1.25 YD   1.14 M Unit weight: 16 LB   7.3 KG Carton weight: 20.25 LB   9.19 KG Carton volume: 16 FT³   0.45 MT³</p>	<p>Stacks 5 high on floor. Stacks 8 high on dolly.</p> <p>Ergonomic features: M, N</p>	<p><b>2195WS</b> Wall saver</p>	325	365	399	438	501	560	619	670	734	794	875	990	
			<p><b>OVERALL DIMENSIONS</b></p> <p>W D H</p>			<p><b>SEAT DIMENSIONS</b></p> <p>W D H</p>			<p><b>BACK DIMENSIONS</b></p> <p>W H</p>						
			IN 20	23.5	35	18	16	18	18.5	16	MM 508	597	889	457	406
			<p><b>RTA 00</b> 2 per carton (pricing and specifications are for one chair)</p>												

DESCRIPTION	FEATURES	MODEL#	STANDARD TEXTILE GRADES											
			1	2	3	4	5	6	7	8	9	10	11	12
 <p><b>Armless Chair w/Casters Upholstered Back</b>                      COM: 1.25 YD   1.14 M                      Unit weight: 16 LB   7.3 KG                      Carton weight: 21 LB   9.53 KG                      Carton volume: 15.5 FT³   0.43 MT³</p>	Does not stack.  Ergonomic features: M, N	<b>2195C</b>	397	437	471	510	573	632	691	742	806	866	947	1062
			<b>OVERALL DIMENSIONS</b>			<b>SEAT DIMENSIONS</b>			<b>BACK DIMENSIONS</b>					
			<b>W</b>	<b>D</b>	<b>H</b>	<b>W</b>	<b>D</b>	<b>H</b>	<b>W</b>	<b>H</b>				
			IN 20	22	35	18	16	18	18.5	16				
			MM 508	559	889	457	406	457	470	406				
			<b>RTA 00</b> 2 per carton (pricing and specifications are for one chair)											
 <p><b>Armchair Wood Veneer Back</b>                      COM: 0.75 YD   0.69 M                      Unit weight: 18 LB   8.2 KG                      Carton weight: 22.5 LB   10.21 KG                      Carton volume: 15.5 FT³   0.43 MT³</p>	Stacks 5 high on floor. Stacks 8 high on dolly.  Ergonomic features: M, N	<b>2198WS</b> Wall saver	402	426	446	470	508	543	578	609	647	683	732	801
			<b>OVERALL DIMENSIONS</b>			<b>SEAT DIMENSIONS</b>			<b>BACK DIMENSIONS</b>					
			<b>W</b>	<b>D</b>	<b>H</b>	<b>W</b>	<b>D</b>	<b>H</b>	<b>W</b>	<b>H</b>				
			IN 23.5	23.5	35	18	16	18	18.5	16				
			MM 597	597	889	457	406	457	470	406				
			<b>RTA 00</b> 2 per carton (pricing and specifications are for one chair)											
 <p><b>Armchair w/Casters Wood Veneer Back</b>                      COM: 0.75 YD   0.69 M                      Unit weight: 18 LB   8.2 KG                      Carton weight: 23 LB   10.43 KG                      Carton volume: 15.5 FT³   0.43 MT³</p>	Does not stack.  Ergonomic features: M, N	<b>2198C</b>	474	498	518	542	580	615	650	681	719	755	804	873
			<b>OVERALL DIMENSIONS</b>			<b>SEAT DIMENSIONS</b>			<b>BACK DIMENSIONS</b>					
			<b>W</b>	<b>D</b>	<b>H</b>	<b>W</b>	<b>D</b>	<b>H</b>	<b>W</b>	<b>H</b>				
			IN 23.5	22	35	18	16	18	18.5	16				
			MM 597	559	889	457	406	457	470	406				
			<b>RTA 00</b> 2 per carton (pricing and specifications are for one chair)											
 <p><b>Armless Chair Wood Veneer Back</b>                      COM: 0.75 YD   0.69 M                      Unit weight: 16 LB   7.3 KG                      Carton weight: 20.25 LB   9.19 KG                      Carton volume: 16 FT³   0.45 MT³</p>	Stacks 5 high on floor. Stacks 8 high on dolly.  Ergonomic features: M, N	<b>2199WS</b> Wall saver	343	367	387	411	449	484	519	550	588	624	673	742
			<b>OVERALL DIMENSIONS</b>			<b>SEAT DIMENSIONS</b>			<b>BACK DIMENSIONS</b>					
			<b>W</b>	<b>D</b>	<b>H</b>	<b>W</b>	<b>D</b>	<b>H</b>	<b>W</b>	<b>H</b>				
			IN 20	23.5	35	18	16	18	18.5	16				
			MM 508	597	889	457	406	457	470	406				
			<b>RTA 00</b> 2 per carton (pricing and specifications are for one chair)											
 <p><b>Armless Chair w/Casters Wood Veneer Back</b>                      COM: 0.75 YD   0.69 M                      Unit weight: 16 LB   7.3 KG                      Carton weight: 21 LB   9.53 KG                      Carton volume: 15.5 FT³   0.43 MT³</p>	Does not stack.  Ergonomic features: M, N	<b>2199C</b>	415	439	459	483	521	556	591	622	660	696	745	814
			<b>OVERALL DIMENSIONS</b>			<b>SEAT DIMENSIONS</b>			<b>BACK DIMENSIONS</b>					
			<b>W</b>	<b>D</b>	<b>H</b>	<b>W</b>	<b>D</b>	<b>H</b>	<b>W</b>	<b>H</b>				
			IN 20	22	35	18	16	18	18.5	16				
			MM 508	559	889	457	406	457	470	406				
			<b>RTA 00</b> 2 per carton (pricing and specifications are for one chair)											

DESCRIPTION FEATURES MODEL# STANDARD TEXTILE GRADES



**Bar Stool w/Arms Wood Veneer Back**

COM: 0.75 YD | 0.69 M  
 Unit weight: 22 LB | 10 KG  
 Carton weight: 30 LB | 13.61 KG  
 Carton volume: 17.5 FT³ | 0.49 MT³

Does not stack.  
 Ergonomic features:  
 M, N

MODEL#	1	2	3	4	5	6	7	8	9	10	11	12
2188	551	575	595	619	657	692	727	758	796	832	881	950

OVERALL DIMENSIONS			SEAT DIMENSIONS			BACK DIMENSIONS	
W	D	H	W	D	H	W	H

IN	23	22	45	18	16	29	18.5	16
MM	584	559	1143	457	406	737	470	406

RTA 00 1 per carton



**Armless Bar Stool Wood Veneer Back**

COM: 0.75 YD | 0.69 M  
 Unit weight: 20 LB | 9.1 KG  
 Carton weight: 28 LB | 12.7 KG  
 Carton volume: 17.5 FT³ | 0.49 MT³

Does not stack.  
 Ergonomic features:  
 M, N

MODEL#	1	2	3	4	5	6	7	8	9	10	11	12
2189	488	512	532	556	594	629	664	695	733	769	818	887

OVERALL DIMENSIONS			SEAT DIMENSIONS			BACK DIMENSIONS	
W	D	H	W	D	H	W	H

IN	20	22	45	18	16	29	18.5	16
MM	508	559	1143	457	406	737	470	406

RTA 00 1 per carton



**Bar Stool w/Arms Upholstered Back**

COM: 1.25 YD | 1.14 M  
 Unit weight: 23 LB | 10.5 KG  
 Carton weight: 31 LB | 14.06 KG  
 Carton volume: 17.5 FT³ | 0.49 MT³

Does not stack.  
 Ergonomic features:  
 M, N

MODEL#	1	2	3	4	5	6	7	8	9	10	11	12
2196	531	571	605	644	707	766	825	876	940	1000	1081	1196

OVERALL DIMENSIONS			SEAT DIMENSIONS			BACK DIMENSIONS	
W	D	H	W	D	H	W	H

IN	23	22	45	18	16	29	18.5	16
MM	584	559	1143	457	406	737	470	406

RTA 00 1 per carton



**Armless Bar Stool Upholstered Back**

COM: 1.25 YD | 1.14 M  
 Unit weight: 17 LB | 7.7 KG  
 Carton weight: 25 LB | 11.34 KG  
 Carton volume: 17.5 FT³ | 0.49 MT³

Does not stack.  
 Ergonomic features:  
 M, N

MODEL#	1	2	3	4	5	6	7	8	9	10	11	12
2197	473	513	547	586	649	708	767	818	882	942	1023	1138

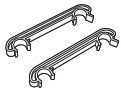
OVERALL DIMENSIONS			SEAT DIMENSIONS			BACK DIMENSIONS	
W	D	H	W	D	H	W	H

IN	20	22	45	18	16	29	18.5	16
MM	508	559	1143	457	406	737	470	406

RTA 00 1 per carton

List price

2180	15
------	----



**Snap On Ganging Brackets - Set of 2**

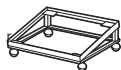

COM: N/A  
 Unit weight: 0.09 LB | 0.04 KG  
 Carton weight: 0.2 LB | 0.09 KG  
 Carton volume: 1 FT³ | 0.02 MT³

Ergonomic features:  
 M, N

OVERALL DIMENSIONS			SEAT DIMENSIONS			BACK DIMENSIONS	
W	D	H	W	D	H	W	H

IN	0.87	7.75	1.5	-	-	-	-	-
MM	22	197	38	-	-	-	-	-

RTA 00 courier Pricing is for the set, specifications are for one bracket

DESCRIPTION	FEATURES	MODEL#	STANDARD TEXTILE GRADES					
		List price						
		<b>2125WS</b>	290					
 <p><b>Dolly</b>                      COM: N/A                      Unit weight: 13 LB   5.9 KG                      Carton weight: 16 LB   7.26 KG                      Carton volume: 3.8 FT³   0.1 MT³</p>	<b>OVERALL DIMENSIONS</b>			<b>SEAT DIMENSIONS</b>			<b>BACK DIMENSIONS</b>	
	<b>W</b>	<b>D</b>	<b>H</b>	<b>W</b>	<b>D</b>	<b>H</b>	<b>W</b>	<b>H</b>
	IN 23.25 MM 591	24.75 629	12.25 311	-	-	-	-	-
		<b>RTA 1</b>		1 per carton				

VION



model 6325 (BLK-CHM)

STANDARD FEATURES

- Vion is a comprehensive seating series offering a family of models to address multiple applications: task, management, conference, guest, heavy duty 24/7 and stools.
- Series offers models with either a mesh or upholstered back.
- Vion guest chairs offer a wall saver frame design, which is constructed from 7/8" diameter steel tubing.
- Vion guest chairs can stack 4 high on the floor.
- Guest chairs are offered with arms or armless, with or without casters.
- Arm design is gently curved and made from strong fiberglass reinforced nylon.
- Guest chairs are standard with Black frame and durable polypropylene glides.
- Dual wheel carpet casters (C82) are standard on guest models with casters.
- Low back armless task pedestal base models have a basic -6 swivel mechanism and are ideal for training spaces.
- Task seating standard with five prong, injection molded, fiberglass reinforced nylon Governor base (B7) with dual wheel carpet casters (C1).
- Mesh back models are available in ten standard Vion Mesh colors: Aqua (MS75), Black (MS69), Black Cherry (MS76), Blue (MS72), Dust (MS77), Ivory (MS78), Natural (MS74), Paprika (MS79), Rope (MS73) and Stone (MS71).
- Upholstered back models feature Black textile (Jenny JN02) on the back side as standard.
- Upholstery options: fabric, vinyl or leather. Vinyl and leather models may feature stitch detail across the seat and/or back cushions, if applicable.
- Vion beam seating consists of upper seat units (6340-6343) including mounting brackets and all hardware necessary for attachment to beam.
- For all beam components, tables and a complete list of available upper seat units, see Beam Seating series.

OPTIONAL FEATURES

- Vion back frames, arms and bases are available in three colors: Black, Shadow and Fog. See Vion finishes chart for options and upcharges. Armcaps are always Black.
- Mesh back models are also available in ten Dimension Mesh colors: Berry (DBE), Black (DBK), Chalk (DCL), Charcoal (DCH), Citrus (DCT), Cobalt (DCO), Fog (DST), Pool Blue (DPB), Sand (DSD), Shadow (DGM). Add \$25.
- Upholstered back models offer a matching outer (MO) upholstery option. Due to the additional material needed, these models are listed separately and are priced differently than the standard upholstered back models.
- Seat available in memory foam, please specify (MF). Add \$106.
- For hard surface flooring casters for five prong base models, please specify (C9R). Add \$21.
- A selection of glide options is available. Glides must be chosen to best suit flooring type and site conditions. For more information, please refer to the glide section (page 357).
- Glides with felt pads (FG) are available for vinyl sheet, cork or laminate flooring, please specify. Add \$43.
- Glides with rubber pads (RG) are available for vinyl, hardwood, laminate, stone or ceramic flooring, please specify. Add \$43.
- Opaque off-white non-marking glides for hard surface flooring are optional for guest chairs, please specify (NM). No upcharge.
- Steel cushioned self-leveling glides (B) are available on guest chairs (adds 0.5" to seat height), please specify. Add \$17.
- Tablet arms are extremely rugged, suitable for armed forces and student use. Tablet hinges up to allow ease of egress. Tablet slides forward and back to accommodate any body size comfortably. Tablet models do not stack.
- Standard tablet (D8) size is 18"D x 14.5"W and is made of Black polymer. Tablets are attached at the left or right (as seated) Tablet arms are not available on stools.
- An optional 18.5"D x 18.5"W high pressure laminate writing tablet is available. The core is hardwood veneer plywood with a radiused edge and finished in clear lacquer. This writing tablet is offered in the following finishes: Black (BLK), Clear Maple (CMB), Designer White (DWT) and Noce Grigio (NGL). Please specify. Add \$68.
- Dolly available for stacking guest chairs up to 8 high. Specify model 2125WS, \$290 list price.


VION FINISHES - GUEST SEATING				
Back Frame	SPECIFY CODE	Frame	SPECIFY CODE	Arm Options
Black	BLK	Black Shadow Fog Tungsten Chrome	TBL	Fiberglass reinforced nylon - Black
Shadow	SHW Add \$68		TSH	
Fog	FOG Add \$68		TFO TTU CHM - Add \$26	






Beam seating frames available in Black only






Vion Task Chairs








For Vion task chairs, please see page 102.






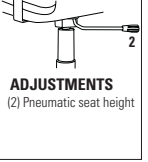
DESCRIPTION	FEATURES	MODEL #	STANDARD TEXTILE GRADES											
			1	2	3	4	5	6	7	8	9	10	11	12
 <p>mesh back</p> <p><b>Side Chair - Armless</b> COM: 1 YD   0.91 M Unit weight: 17 LB   7.7 KGG Carton weight: 24 LB   10.89 KG Carton volume: 11.75 FT³   0.33 MT³</p>	<p>Stacks 4 high on floor. Stacks 8 high on dolly.</p> <p>Ergonomic features: M, N</p>	6324	554	586	613	644	695	742	789	830	881	929	994	1086
			OVERALL DIMENSIONS			SEAT DIMENSIONS			BACK DIMENSIONS					
			W	D	H	W	D	H	W	H				
			IN 20	24	34.5	19	18	18.75	19	16.5				
			MM 508	610	876	483	457	476	483	419				
			RTA 00		1 per carton									


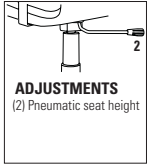

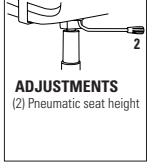

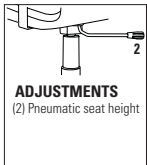
DESCRIPTION	FEATURES	MODEL #	STANDARD TEXTILE GRADES													
			1	2	3	4	5	6	7	8	9	10	11	12		
 <p>mesh back</p> <p><b>Side Chair - Armless w/Casters</b> COM: 1 YD   0.91 M Unit weight: 17 LB   7.7 KG Carton weight: 24 LB   10.89 KG Carton volume: 11.75 FT³   0.33 MT³</p>	<p>Does not stack.</p> <p>Ergonomic features: M, N</p>	<b>6324C</b>	646	678	705	736	787	834	881	922	973	1021	1086	1178		
			<b>OVERALL DIMENSIONS</b>			<b>SEAT DIMENSIONS</b>			<b>BACK DIMENSIONS</b>							
			<b>W</b>	<b>D</b>	<b>H</b>	<b>W</b>	<b>D</b>	<b>H</b>	<b>W</b>	<b>H</b>						
			IN 20	24	34.5	19	18	18.75	19	16.5						
			MM 508	610	876	483	457	476	483	419						
			<p><b>RTA 00</b> 1 per carton</p>													
 <p>mesh back</p> <p><b>Side Chair</b> COM: 1 YD   0.91 M Unit weight: 19 LB   8.6 KG Carton weight: 26 LB   11.79 KG Carton volume: 13.75 FT³   0.38 MT³</p>	<p>Stacks 4 high on floor.</p> <p>Ergonomic features: M, N</p>	<b>6325</b>	601	633	660	691	742	789	836	877	928	976	1041	1133		
			<b>OVERALL DIMENSIONS</b>			<b>SEAT DIMENSIONS</b>			<b>BACK DIMENSIONS</b>							
			<b>W</b>	<b>D</b>	<b>H</b>	<b>W</b>	<b>D</b>	<b>H</b>	<b>W</b>	<b>H</b>						
			IN 25.5	24	34.5	19	18	18.75	19	16.5						
			MM 648	610	876	483	457	476	483	419						
			<p><b>RTA 00</b> 1 per carton</p>													
 <p>mesh back</p> <p><b>Side Chair w/Casters</b> COM: 1 YD   0.91 M Unit weight: 19 LB   8.6 KG Carton weight: 26 LB   11.79 KG Carton volume: 13.75 FT³   0.38 MT³</p>	<p>Does not stack.</p> <p>Ergonomic features: M, N</p>	<b>6325C</b>	691	723	750	781	832	879	926	967	1018	1066	1131	1223		
			<b>OVERALL DIMENSIONS</b>			<b>SEAT DIMENSIONS</b>			<b>BACK DIMENSIONS</b>							
			<b>W</b>	<b>D</b>	<b>H</b>	<b>W</b>	<b>D</b>	<b>H</b>	<b>W</b>	<b>H</b>						
			IN 25.5	24	34.5	19	18	18.75	19	16.5						
			MM 648	610	876	483	457	476	483	419						
			<p><b>RTA 00</b> 1 per carton</p>													
 <p>upholstered back</p> <p><b>Armless Side Chair</b> COM: 1.25 YD   1.14 M Unit weight: 18 LB   8.2 KG Carton weight: 25 LB   11.34 KG Carton volume: 11.75 FT³   0.33 MT³</p>	<p>Stacks 4 high on floor. Stacks 8 high on dolly.</p> <p>Ergonomic features: M, N</p>	<b>6334</b> <b>6334MO</b>	554	594	628	667	730	789	848	899	963	1023	1104	1219		
			<b>OVERALL DIMENSIONS</b>			<b>SEAT DIMENSIONS</b>			<b>BACK DIMENSIONS</b>							
			<b>W</b>	<b>D</b>	<b>H</b>	<b>W</b>	<b>D</b>	<b>H</b>	<b>W</b>	<b>H</b>						
			IN 20	24	34.5	19	18	18.75	19	16.5						
			MM 508	610	876	483	457	476	483	419						
			<p><b>RTA 00</b> 1 per carton</p>													
 <p>upholstered back</p> <p><b>Armless Side Chair w/Casters</b> COM: 1.25 YD   1.14 M Unit weight: 18 LB   8.2 KG Carton weight: 25 LB   11.34 KG Carton volume: 11.75 FT³   0.33 MT³</p>	<p>Does not stack.</p> <p>Ergonomic features: M, N</p>	<b>6334C</b> <b>6334CMO</b>	646	686	720	759	822	881	940	991	1055	1115	1196	1311		
			<b>OVERALL DIMENSIONS</b>			<b>SEAT DIMENSIONS</b>			<b>BACK DIMENSIONS</b>							
			<b>W</b>	<b>D</b>	<b>H</b>	<b>W</b>	<b>D</b>	<b>H</b>	<b>W</b>	<b>H</b>						
			IN 20	24	34.5	19	18	18.75	19	16.5						
			MM 508	610	876	483	457	476	483	419						
			<p><b>RTA 00</b> 1 per carton</p>													

DESCRIPTION	FEATURES	MODEL #	STANDARD TEXTILE GRADES											
			1	2	3	4	5	6	7	8	9	10	11	12
 <p>upholstered back</p> <p><b>Side Chair</b> COM: 1.25 YD   1.14 M Unit weight: 20 LB   9.1 KG Carton weight: 27 LB   12.25 KG Carton volume: 13.75 FT³   0.38 MT³</p>	<p>Stacks 4 high on floor. Stacks 8 high on dolly.</p> <p>Ergonomic features: M, N</p>	<p><b>6335</b> <b>6335MO</b></p>	601	641	675	714	777	836	895	946	1010	1070	1151	1266
			658	722	776	838	940	1034	1128	1210	1312	1408	1538	1722
			<b>OVERALL DIMENSIONS</b>			<b>SEAT DIMENSIONS</b>			<b>BACK DIMENSIONS</b>					
			IN 25.5	24	34.5	19	18	18.75	19	16.5				
MM 648	610	876	483	457	476	483	419							
			<b>RTA 00</b>	1 per carton										
 <p>upholstered back</p> <p><b>Side Chair w/Casters</b> COM: 1.25 YD   1.14 M Unit weight: 20 LB   9.1 KG Carton weight: 27 LB   12.25 KG Carton volume: 13.75 FT³   0.38 MT³</p>	<p>Does not stack.</p> <p>Ergonomic features: M, N</p>	<p><b>6335C</b> <b>6335CMO</b></p>	691	731	765	804	867	926	985	1036	1100	1160	1241	1356
			750	814	868	930	1032	1126	1220	1302	1404	1500	1630	1814
			<b>OVERALL DIMENSIONS</b>			<b>SEAT DIMENSIONS</b>			<b>BACK DIMENSIONS</b>					
			IN 25.5	24	34.5	19	18	18.75	19	16.5				
MM 648	610	876	483	457	476	483	419							
			<b>RTA 00</b>	1 per carton										
 <p>Upholstered seat/mesh back.</p> <p><b>Armless Seat Unit</b> COM: 1 YD   0.91 M Unit weight: 20 LB   9.1 KG Carton weight: 26 LB   11.79 KG Carton volume: 7.25 FT³   0.2 MT³</p>	<p>Use with beam.</p>	<p><b>6340</b></p>	655	687	714	745	796	843	890	931	982	1030	1095	1187
			<b>OVERALL DIMENSIONS</b>			<b>SEAT DIMENSIONS</b>			<b>BACK DIMENSIONS</b>					
			IN 21	23.5	20.5	17.5	18	-	19	17				
			MM 533	597	521	445	457	-	483	432				
			<b>RTA 00</b>	1 per carton										
 <p>Upholstered seat &amp; back.</p> <p><b>Armless Seat Unit</b> COM: 1 YD   0.91 M Unit weight: 20 LB   9.1 KG Carton weight: 26 LB   11.79 KG Carton volume: 7.25 FT³   0.2 MT³</p>	<p>Use with beam.</p>	<p><b>6341</b></p>	655	687	714	745	796	843	890	931	982	1030	1095	1187
			<b>OVERALL DIMENSIONS</b>			<b>SEAT DIMENSIONS</b>			<b>BACK DIMENSIONS</b>					
			IN 21	23.5	20.5	17.5	18	-	19	17				
			MM 533	597	521	445	457	-	483	432				
			<b>RTA 00</b>	1 per carton										
 <p>Upholstered seat/mesh back.</p> <p><b>Seat Unit w/Arms</b> COM: 1 YD   0.91 M Unit weight: 21 LB   9.5 KG Carton weight: 26 LB   11.79 KG Carton volume: 9.75 FT³   0.27 MT³</p>	<p>Use with beam.</p>	<p><b>6342</b></p>	699	731	758	789	840	887	934	975	1026	1074	1139	1231
			<b>OVERALL DIMENSIONS</b>			<b>SEAT DIMENSIONS</b>			<b>BACK DIMENSIONS</b>					
			IN 25.5	23.5	20.5	17.5	18	-	19	17				
			MM 648	597	521	445	457	-	483	432				
			<b>RTA 00</b>	1 per carton										

DESCRIPTION	FEATURES	MODEL #	STANDARD TEXTILE GRADES													
			1	2	3	4	5	6	7	8	9	10	11	12		
 <p><b>Seat Unit w/Arms</b> COM: 1 YD   0.91 M Unit weight: 22 LB   10 KG Carton weight: 27 LB   12.25 KG Carton volume: 9.75 FT³   0.27 MT³</p>	<p>Upholstered seat &amp; back.  Use with beam.</p>	<b>6343</b>	699	731	758	789	840	887	934	975	1026	1074	1139	1231		
			<b>OVERALL DIMENSIONS</b>			<b>SEAT DIMENSIONS</b>			<b>BACK DIMENSIONS</b>							
			<b>W</b>	<b>D</b>	<b>H</b>	<b>W</b>	<b>D</b>	<b>H</b>	<b>W</b>	<b>H</b>						
			IN 25.5 MM 648	23.5 597	20.5 521	17.5 445	18 457	- -	19 483	17 432						
			<b>RTA 00</b>	1 per carton												
 <p>mesh back</p> <p><b>LB Bar Stool w/Arms</b> COM: 1 YD   0.91 M Unit weight: 26 LB   11.8 KG Carton weight: 35 LB   15.88 KG Carton volume: 20 FT³   0.56 MT³</p>	<p>Ergonomic features: M, N</p>	<b>6350</b>	793	825	852	883	934	981	1028	1069	1120	1168	1233	1325		
			<b>OVERALL DIMENSIONS</b>			<b>SEAT DIMENSIONS</b>			<b>BACK DIMENSIONS</b>							
			<b>W</b>	<b>D</b>	<b>H</b>	<b>W</b>	<b>D</b>	<b>H</b>	<b>W</b>	<b>H</b>						
			IN 25.5 MM 648	25 635	44.5 1130	19 483	17.5 445	28.5 724	18 457	16 406						
			<b>RTA 00</b>	1 per carton												
 <p>mesh back</p> <p><b>LB Bar Stool Armless</b> COM: 1 YD   0.91 M Unit weight: 24 LB   10.9 KG Carton weight: 33 LB   14.97 KG Carton volume: 15.75 FT³   0.44 MT³</p>	<p>Ergonomic features: M, N</p>	<b>6351</b>	747	779	806	837	888	935	982	1023	1074	1122	1187	1279		
			<b>OVERALL DIMENSIONS</b>			<b>SEAT DIMENSIONS</b>			<b>BACK DIMENSIONS</b>							
			<b>W</b>	<b>D</b>	<b>H</b>	<b>W</b>	<b>D</b>	<b>H</b>	<b>W</b>	<b>H</b>						
			IN 21 MM 533	25 635	44.5 1130	19 483	17.5 445	28.5 724	18 457	16 406						
			<b>RTA 00</b>	1 per carton												
 <p>mesh back</p> <p><b>LB Counter Stool w/Arms</b> COM: 1 YD   0.91 M Unit weight: 25 LB   11.4 KG Carton weight: 33 LB   14.97 KG Carton volume: 18.5 FT³   0.52 MT³</p>	<p>Ergonomic features: M, N</p>	<b>6352</b>	793	825	852	883	934	981	1028	1069	1120	1168	1233	1325		
			<b>OVERALL DIMENSIONS</b>			<b>SEAT DIMENSIONS</b>			<b>BACK DIMENSIONS</b>							
			<b>W</b>	<b>D</b>	<b>H</b>	<b>W</b>	<b>D</b>	<b>H</b>	<b>W</b>	<b>H</b>						
			IN 25.5 MM 648	24.5 622	40.5 1029	19 483	17.5 445	24.5 622	18 457	16 406						
			<b>RTA 00</b>	1 per carton												
 <p>mesh back</p> <p><b>LB Counter Stool Armless</b> COM: 1 YD   0.91 M Unit weight: 23 LB   10.5 KG Carton weight: 31 LB   14.06 KG Carton volume: 14.5 FT³   0.41 MT³</p>	<p>Ergonomic features: M, N</p>	<b>6353</b>	747	779	806	837	888	935	982	1023	1074	1122	1187	1279		
			<b>OVERALL DIMENSIONS</b>			<b>SEAT DIMENSIONS</b>			<b>BACK DIMENSIONS</b>							
			<b>W</b>	<b>D</b>	<b>H</b>	<b>W</b>	<b>D</b>	<b>H</b>	<b>W</b>	<b>H</b>						
			IN 21 MM 533	24.5 622	40.5 1029	19 483	17.5 445	24.5 622	18 457	16 406						
			<b>RTA 00</b>	1 per carton												



DESCRIPTION	FEATURES	MODEL #	STANDARD TEXTILE GRADES														
			1	2	3	4	5	6	7	8	9	10	11	12			
 <p>upholstered back</p> <p><b>LB Bar Stool w/Arms</b>                      COM: 1.25 YD   1.14 M                      Unit weight: 26 LB   11.8 KG                      Carton weight: 35 LB   15.88 KG                      Carton volume: 20 FT³   0.56 MT³</p>	Ergonomic features: M, N	<b>RTA 00</b>	1 per carton														
			<b>OVERALL DIMENSIONS</b> W D H			<b>SEAT DIMENSIONS</b> W D H			<b>BACK DIMENSIONS</b> W H								
			IN 25.5	25	44.5	19	17.5	28.5	18	16							
			MM 648	635	1130	483	445	724	457	406							
 <p>upholstered back</p> <p><b>LB Bar Stool Armless</b>                      COM: 1.25 YD   1.14 M                      Unit weight: 24 LB   10.9 KG                      Carton weight: 33 LB   14.97 KG                      Carton volume: 15.75 FT³   0.44 MT³</p>	Ergonomic features: M, N	<b>RTA 00</b>	1 per carton														
			<b>OVERALL DIMENSIONS</b> W D H			<b>SEAT DIMENSIONS</b> W D H			<b>BACK DIMENSIONS</b> W H								
			IN 21	25	44.5	19	17.5	28.5	18	16							
			MM 533	635	1130	483	445	724	457	406							
	Ergonomic features: M, N	<b>RTA 00</b>	1 per carton														
			<b>OVERALL DIMENSIONS</b> W D H			<b>SEAT DIMENSIONS</b> W D H			<b>BACK DIMENSIONS</b> W H								
			IN 25.5	24.5	40.5	19	17.5	24.5	18	16							
			MM 648	622	1029	483	445	622	457	406							
	Ergonomic features: M, N	<b>RTA 00</b>	1 per carton														
			<b>OVERALL DIMENSIONS</b> W D H			<b>SEAT DIMENSIONS</b> W D H			<b>BACK DIMENSIONS</b> W H								
			IN 21	24.5	40.5	19	17.5	24.5	18	16							
			MM 533	622	1029	483	445	622	457	406							
 <p>mesh back</p> <p><b>LB Armless Task Pedestal Base</b>                      COM: 1 YD   0.91 M                      Unit weight: 26 LB   11.8 KG                      Carton weight: 28 LB   12.7 KG                      Carton volume: 11.75 FT³   0.33 MT³</p>	Ergonomic features: M, N  Lumbar support (LS) not available.	 <p><b>ADJUSTMENTS</b> (2) Pneumatic seat height</p>	<b>RTA 00</b>	1 per carton													
				<b>OVERALL DIMENSIONS</b> W D H			<b>SEAT DIMENSIONS</b> W D H			<b>BACK DIMENSIONS</b> W H							
			IN 19.5	24.5	35.5	19	18	17.5-19.5	19	17							
			MM 495	622	902	483	457	445-495	483	432							

DESCRIPTION	FEATURES	MODEL #	STANDARD TEXTILE GRADES													
			1	2	3	4	5	6	7	8	9	10	11	12		
 <p>mesh back</p> <p><b>LB Armless Task w/Tablet Pedestal Base</b>                      COM: 1 YD   0.91 M                      Unit weight: 37 LB   16.8 KG                      Carton weight: 47 LB   21.32 KG                      Carton volume: 11.75 FT³   0.33 MT³</p>	 <p><b>ADJUSTMENTS</b> (2) Pneumatic seat height</p> <p>Ergonomic features: M, N</p> <p>Lumbar support (LS) not available.  <b>Specify (L) left or (R) right tablet.</b>                      (Example: 6364-6LPB or 6364-6RPB).</p>	<b>6364-6PB</b>	1257	1289	1316	1347	1398	1445	1492	1533	1584	1632	1697	1789		
		<b>OVERALL DIMENSIONS</b>			<b>SEAT DIMENSIONS</b>			<b>BACK DIMENSIONS</b>								
		<b>W</b>	<b>D</b>	<b>H</b>	<b>W</b>	<b>D</b>	<b>H</b>	<b>W</b>	<b>H</b>							
		IN 23.5 MM 597	29 737	35.5 902	19 483	18 457	17.5-19.5 445-495	19 483	17 432							
			<b>RTA 00</b>	1 per carton												
 <p>upholstered back</p> <p><b>LB Armless Task Pedestal Base</b>                      COM: 1.25 YD   1.14 M                      Unit weight: 27 LB   12.3 KG                      Carton weight: 36 LB   16.33 KG                      Carton volume: 11.75 FT³   0.33 MT³</p>	 <p><b>ADJUSTMENTS</b> (2) Pneumatic seat height</p> <p>Ergonomic features: M, N</p> <p>Lumbar support (LS) not available.</p>	<b>6374-6PB</b>	991	1031	1064	1104	1168	1226	1285	1336	1400	1460	1541	1656		
		<b>OVERALL DIMENSIONS</b>			<b>SEAT DIMENSIONS</b>			<b>BACK DIMENSIONS</b>								
		<b>W</b>	<b>D</b>	<b>H</b>	<b>W</b>	<b>D</b>	<b>H</b>	<b>W</b>	<b>H</b>							
		IN 19.5 MM 495	24.5 622	35.5 902	19 483	18 457	17.5-19.5 445-495	19 483	17 432							
			<b>RTA 00</b>	1 per carton												
 <p>upholstered back</p> <p><b>LB Armless Task w/Tablet Pedestal Base</b>                      COM: 1.25 YD   1.14 M                      Unit weight: 36 LB   16.4 KG                      Carton weight: 44 LB   19.96 KG                      Carton volume: 11.75 FT³   0.33 MT³</p>	 <p><b>ADJUSTMENTS</b> (2) Pneumatic seat height</p> <p>Ergonomic features: M, N</p> <p>Lumbar support (LS) not available.  <b>Specify (L) left or (R) right tablet.</b>                      (Example: 6374-6LPB or 6374-6RPB).</p>	<b>6374-6PB</b>	1257	1297	1330	1370	1434	1492	1551	1602	1666	1726	1807	1922		
		<b>OVERALL DIMENSIONS</b>			<b>SEAT DIMENSIONS</b>			<b>BACK DIMENSIONS</b>								
		<b>W</b>	<b>D</b>	<b>H</b>	<b>W</b>	<b>D</b>	<b>H</b>	<b>W</b>	<b>H</b>							
		IN 23.5 MM 597	29 737	35.5 902	19 483	18 457	17.5-19.5 445-495	19 483	17 432							
			<b>RTA 00</b>	1 per carton												

ZOMA



model 6656



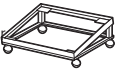

model 6657

STANDARD FEATURES





















- Design sensitive guest seating featuring wide, flat, flared arms and elliptical tubular construction.
- The back of the chair is heavily compound curved to provide comfort and support in multiple seating positions.
- No visible back attachment hardware. The outer back is upholstered in the same material selection as the rest of the chair.
- Stacks up to 4 high on the floor or on 2125WS dolly.
- Arms are wide and full length, made from strong Black fiberglass reinforced nylon. They offer support to help stabilize the user as they sit in or exit chairs.
- The rugged frame is made from welded elliptical (oval) steel tubing 1.5" wide.
- Zoma is equipped with a polypropylene seat shroud that helps stabilize chairs when stacked and avoid frame imprints on upholstered seats.
- Standard glide is a durable Black polypropylene oval glide.
- Upholstery options: fabric, vinyl or leather. Vinyl and leather models may feature stitch detail across the seat and/or back cushions, if applicable.

OPTIONAL FEATURES

- Frame is available in Black (TBL), Shadow (TSH) or Tungsten (TTU), please specify.
- A Chrome frame is optionally available, please specify (CHM). Add \$26.
- A durable polypropylene outer back shroud is available in Black, please specify (PSB). No upcharge.
- For hard surface floors, please specify opaque non-marking glides (NM). No upcharge.

DESCRIPTION	FEATURES	MODEL #	STANDARD TEXTILE GRADES													
			1	2	3	4	5	6	7	8	9	10	11	12		
 <b>Armchair</b> COM: 1.25 YD   1.14 M Unit weight: 22 LB   10 KG Carton weight: 30.5 LB   13.83 KG Carton volume: 15.5 FT³   0.43 MT³	Stacks 4 high on floor or dolly.  Ergonomic features: M, N	<b>6656</b>	454	494	528	567	630	689	748	799	863	923	1004	1119		
		<b>OVERALL DIMENSIONS</b>			<b>SEAT DIMENSIONS</b>			<b>BACK DIMENSIONS</b>								
		<b>W</b>	<b>D</b>	<b>H</b>	<b>W</b>	<b>D</b>	<b>H</b>	<b>W</b>	<b>H</b>							
		IN 26.5 MM 673	24 610	32.5 826	20 508	19 483	17 432	18 457	15 381							
			<b>RTA 00</b>	1 per carton												
 <b>Armless Side Chair</b> COM: 1.25 YD   1.14 M Unit weight: 20 LB   9.1 KG Carton weight: 26 LB   11.79 KG Carton volume: 13.75 FT³   0.38 MT³	Stacks 4 high on floor or dolly.  Ergonomic features: M, N	<b>6657</b>	424	464	498	537	600	659	718	769	833	893	974	1089		
		<b>OVERALL DIMENSIONS</b>			<b>SEAT DIMENSIONS</b>			<b>BACK DIMENSIONS</b>								
		<b>W</b>	<b>D</b>	<b>H</b>	<b>W</b>	<b>D</b>	<b>H</b>	<b>W</b>	<b>H</b>							
		IN 22.5 MM 572	24 610	32.5 826	20 508	19 483	17 432	18 457	15 381							
			<b>RTA 00</b>	1 per carton												
			List price													
		<b>2125WS</b>	290													
 <b>Dolly</b> COM: N/A Unit weight: 13 LB   5.9 KG Carton weight: 16 LB   7.26 KG Carton volume: 3.8 FT³   0.1 MT³																
		<b>OVERALL DIMENSIONS</b>			<b>SEAT DIMENSIONS</b>			<b>BACK DIMENSIONS</b>								
		<b>W</b>	<b>D</b>	<b>H</b>	<b>W</b>	<b>D</b>	<b>H</b>	<b>W</b>	<b>H</b>							
		IN 23.25 MM 591	24.75 629	12.25 311	-	-	-	-	-							
			<b>RTA 1</b>		1 per carton											

# lounge

	Ballara.....	224		Jeo.....	269		River+.....	293
	Braden.....	235		Kate.....	272		Sirena.....	316
	Calidon.....	239		Lux.....	273		Venture.....	319
	Camino.....	240		ML.....	275		Vitrola.....	322
	Citi.....	245		ML Park.....	277		Wind.....	324
	Citi Square.....	249		Prairie.....	278		Wind Linear.....	328
	Drift.....	258		River.....	279			

BALLARA



model 9751

model 9751NA & 9757L

**Quilted seat option**  
4x4 Square grid pattern  
See optional features  
for more details.



model 9752NA Two Seat Sofa, 9755 Corner Table, 9751NA Lounge Chair, 9757L Left Tablet

STANDARD FEATURES

- Ballara is a modular series that includes seating, storage, power, tables and tablets.
- It can fulfill many space planning scenarios including corner, in-line, open concept, as well as traditional receptions.
- Furniture pieces, seating or tables can be used as standalone items or linked together with ganging brackets to create infinite configurations.
- Four high back (banquette) models available in two different heights (42" or 48") and two seat options (two-seat or three-seat armless sofas).
- Banquettes are available as table back models (TB) which are equipped with an 8" laminate back table shelf.
- Tablets can be mounted outside or between seats to accommodate various work/collaborative settings. Tablets have a 14" round surface and a 2-point locking mechanism for easy handling and stability.
- Fixed cushions are accented by a metal base and frame. Frames are standard in Black.
- Table frames and tablet metal components are standard in Black. Tables feature durable and matching 3mm edges.
- Ganging brackets and power units are standard in Black.
- Power units include one power outlet and two USB ports and can be mounted under any seat or table. Wire management is included.
- Upholstery options: fabric, vinyl or leather. Vinyl and leather models may feature stitch detail across the seat and/or back cushions, if applicable.
- All models are standard with Black polypropylene foot glides.

OPTIONAL FEATURES

- Quilted seat (Q) is available. Backless stools, add \$131 each. Single seat models, add \$131. Two seater sofa, add \$263. Three seater sofa, add \$395.
- All chair frames, table frames, tablet metal components, ganging brackets and metal brackets are available in paint and plated finishes. Please see page 378 for options. Chrome (CHM) or Brushed Chrome (BCH) are available with an upcharge. Add \$174 for counter height/bar height stools. Add \$174 for single seat lounge chairs and bench. Add \$231 for two seat sofas and bench. Add \$275 for three seat sofas and bench. Add \$174 for tables. Add \$231 for 2-seat length tables. Add \$85 for tablets. Add \$15 for ganging brackets. Add \$9 for metal brackets on floating tables (BCH finish only).
- Corner tables, storage tables, floating tables and tablets are offered in the following laminate finishes: Absolute Acajou (ACJ), Asian Night (ASN), Avant Cherry (AWC), Avant Honey (AWH), Black (BLK), Blizzard (BZD), Brushed Cobalt (BRC), Clear Maple (CMB), Custom Grey (CGY), Dark Espresso (DES), Designer White (DWT), Fashionista (FAS), First Class (FCL), Noce Biondo (NBL), Noce Grigio (NGL), Noce Leggero (NEL), Noce Medio (NML), Quartered Mahogany (QTM), Sheer Beauty (SBY), Stonedust (SDT), Storm Grey (SOG), Walnut Heights (WHE), White Chocolate (WHC) and Winter Cherry (WCR).

SAMPLE LAYOUTS

Layout A



Qty	Model Number	Description	Dimensions	List Price
1	9751L	Lounge Chair - Left Arm	28.5 x 31 x 30	1500
1	9751R	Lounge Chair - Right Arm	28.5 x 31 x 30	1500
1	9755	Corner Table	27.25 x 27.25 x 12.5	584
2	9759	Ganging Bracket	1 x 0.75 x 10	19 x 2

**SAMPLE LAYOUT TOTAL IN STANDARD BLACK FRAME 3622**  
**SAMPLE LAYOUT TOTAL IN OPTIONAL FRAME FINISHES 4174**

Layout B



Qty	Model Number	Description	Dimensions	List Price
1	9751L	Lounge Chair - Left Arm	28.5 x 31 x 30	1500
1	9751R	Lounge Chair - Right Arm	28.5 x 31 x 30	1500
1	9755	Corner Table	27.25 x 27.25 x 12.5	584
2	9759	Ganging Bracket	1 x 0.75 x 10	19 x 2

**SAMPLE LAYOUT TOTAL IN STANDARD BLACK FRAME 3622**  
**SAMPLE LAYOUT TOTAL IN OPTIONAL FRAME FINISHES 4174**

Layout C



Qty	Model Number	Description	Dimensions	List Price
1	9751L	Lounge Chair - Left Arm	28.5 x 31 x 30	1500
1	9751R	Lounge Chair - Right Arm	28.5 x 31 x 30	1500
1	9751NA	Lounge Chair - No Arms	26.5 x 31 x 30	1229
2	9755	Corner Table	27.25 x 27.25 x 12.5	584 x 2
4	9759	Ganging Bracket	1 x 0.75 x 10	19 x 4

**SAMPLE LAYOUT TOTAL IN STANDARD BLACK FRAME 5473**  
**SAMPLE LAYOUT TOTAL IN OPTIONAL FRAME FINISHES 6403**

## SAMPLE LAYOUTS

Layout D



Qty	Model Number	Description	Dimensions	List Price
1	9751L	Lounge Chair - Left Arm	28.5 x 31 x 30	1500
1	9751R	Lounge Chair - Right Arm	28.5 x 31 x 30	1500
1	9751NA	Lounge Chair - Armless	26.5 x 31 x 30	1229
2	9755	Corner Table	27.25 x 27.25 x 12.5	584 x 2
1	9757L	Left Tablet	14 x 17.25 x 14	460
1	9758R	Right Tablet	14 x 17.25 x 14	460
4	9759	Ganging Bracket	1 x 0.75 x 10	19 x 4

**SAMPLE LAYOUT TOTAL IN STANDARD BLACK FRAME 6393**  
**SAMPLE LAYOUT TOTAL IN OPTIONAL FRAME FINISHES 7493**


Layout E



Qty	Model Number	Description	Dimensions	List Price
1	9752L-OB	Two Seat Sofa Open Back - Left Arm	54 x 31 x 30	2459
1	9752NA	Two Seat Sofa - Armless	52 x 31 x 30	2248
1	9754	Storage Table	27.25 x 27.25 x 16.5	953
1	9755	Corner Table	27.25 x 27.25 x 12.5	584
1	9758R	Right Tablet	14 x 17.25 x 14	460
2	9759	Ganging Bracket	1 x 0.75 x 10	19 x 2

**SAMPLE LAYOUT TOTAL IN STANDARD BLACK FRAME 6742**  
**SAMPLE LAYOUT TOTAL IN OPTIONAL FRAME FINISHES 7667**


Layout F



Qty	Model Number	Description	Dimensions	List Price
1	9753NA-OB	Three Seat Sofa Open Back - Armless	80.5 x 31 x 30	3208
1	9751L	Lounge Chair - Left Arm	28.5 x 31 x 30	1500
1	9755	Corner Table	27.25 x 27.25 x 12.5	584
1	9757L	Left Tablet	14 x 17.25 x 14	460
1	9758R	Right Tablet	14 x 17.25 x 14	460
2	9759	Ganging Bracket	1 x 0.75 x 10	19 x 2

**SAMPLE LAYOUT TOTAL IN STANDARD BLACK FRAME 6250**  
**SAMPLE LAYOUT TOTAL IN OPTIONAL FRAME FINISHES 7073**

Layout G



Qty	Model Number	Description	Dimensions	List Price
1	9753NA-OB	Three Seat Sofa Open Back - Armless	80.5 x 31 x 30	3208
1	9751	Lounge Chair	30.5 x 31 x 30	1771
1	9755	Corner Table	27.25 x 27.25 x 12.5	584
1	9757L	Left Tablet	14 x 17.25 x 14	460
1	9759	Ganging Bracket	1 x 0.75 x 10	19

**SAMPLE LAYOUT TOTAL IN STANDARD BLACK FRAME 6061**  
**SAMPLE LAYOUT TOTAL IN OPTIONAL FRAME FINISHES 6799**

Layout H




Qty	Model Number	Description	Dimensions	List Price
1	9751L	Lounge Chair - Left Arm	28.5 x 31 x 30	1500
1	9751R	Lounge Chair - Right Arm	28.5 x 31 x 30	1500
1	9751NA	Lounge Chair - No Arms	26.5 x 31 x 30	1229
2	9755	Corner Table	27.25 x 27.25 x 12.5	584 x 2
4	9759	Ganging Bracket	1 x 0.75 x 10	19 x 4

**SAMPLE LAYOUT TOTAL IN STANDARD BLACK FRAME 5473**  
**SAMPLE LAYOUT TOTAL IN OPTIONAL FRAME FINISHES 6403**

**SAMPLE LAYOUTS**

**Layout I**




Qty	Model Number	Description	Dimensions	List Price
1	<b>9753NA-OB</b>	Three Seat Sofa Open Back - Armless	80.5 x 31 x 30	3208
1	<b>9752NA</b>	Two Seat Sofa - Armless	52 x 31 x 30	2248
2	<b>9754</b>	Storage Table	27.25 x 27.25 x 16.5	953 x 2
1	<b>9755</b>	Corner Table	27.25 x 27.25 x 12.5	584
1	<b>9757L</b>	Left Tablet	14 x 17.25 x 14	460
1	<b>9758R</b>	Right Tablet	14 x 17.25 x 14	460
2	<b>9759</b>	Ganging Bracket	1 x 0.75 x 10	19 x 2

**SAMPLE LAYOUT TOTAL IN STANDARD BLACK FRAME**  
**SAMPLE LAYOUT TOTAL IN OPTIONAL FRAME FINISHES**

**8904**  
**10132**

**Layout J**




Qty	Model Number	Description	Dimensions	List Price
1	<b>9753NA-OB</b>	Three Seat Sofa Open Back - Armless	80.5 x 31 x 30	3208
1	<b>9751L</b>	Lounge Chair - Left Arm	28.5 x 31 x 30	1500
1	<b>9751R</b>	Lounge Chair - Right Arm	28.5 x 31 x 30	1500
2	<b>9754</b>	Storage Table	27.25 x 27.25 x 16.5	953 x 2
1	<b>9755</b>	Corner Table	27.25 x 27.25 x 12.5	584
1	<b>9757L</b>	Left Tablet	14 x 17.25 x 14	460
1	<b>9758R</b>	Right Tablet	14 x 17.25 x 14	460
2	<b>9759</b>	Ganging Bracket	1 x 0.75 x 10	19 x 2

**SAMPLE LAYOUT TOTAL IN STANDARD BLACK FRAME**  
**SAMPLE LAYOUT TOTAL IN OPTIONAL FRAME FINISHES**

**9656**  
**11001**

**Layout K**



Qty	Model Number	Description	Dimensions	List Price
2	<b>9753NA-OB</b>	Three Seat Sofa Open Back - Armless	80.5 x 31 x 30	3208 x 2
2	<b>9755</b>	Corner Table	27.25 x 27.25 x 12.5	584 x 2
2	<b>9759</b>	Ganging Bracket	1 x 0.75 x 10	19 x 2

**SAMPLE LAYOUT TOTAL IN STANDARD BLACK FRAME**  
**SAMPLE LAYOUT TOTAL IN OPTIONAL FRAME FINISHES**

**7622**  
**8550**

**Layout L**



Qty	Model Number	Description	Dimensions	List Price
1	<b>9752NA</b>	Two Seat Sofa - Armless	52 x 31 x 30	2248
1	<b>9751L</b>	Lounge Chair - Left Arm	28.5 x 31 x 30	1500
1	<b>9751R</b>	Lounge Chair - Right Arm	28.5 x 31 x 30	1500
2	<b>9755</b>	Corner Table	27.25 x 27.25 x 12.5	584 x 2
4	<b>9759</b>	Ganging Bracket	1 x 0.75 x 10	19 x 4

**SAMPLE LAYOUT TOTAL IN STANDARD BLACK FRAME**  
**SAMPLE LAYOUT TOTAL IN OPTIONAL FRAME FINISHES**

**6492**  
**7479**

**Layout M**




Qty	Model Number	Description	Dimensions	List Price
1	<b>9753NA-OB</b>	Three Seat Sofa Open Back - Armless	80.5 x 31 x 30	3208
1	<b>9752L-OB</b>	Two Seat Sofa Open Back - Left Arm	54 x 31 x 30	2459
1	<b>9752NA</b>	Two Seat Sofa - Armless	52 x 31 x 30	2248
2	<b>9755</b>	Corner Table	27.25 x 27.25 x 12.5	584 x 2
1	<b>9754</b>	Storage Table	27.25 x 27.25 x 16.5	953
1	<b>9758R</b>	Right Tablet	14 x 17.25 x 14	460
4	<b>9759</b>	Ganging Bracket	1 x 0.75 x 10	19 x 4

**SAMPLE LAYOUT TOTAL IN STANDARD BLACK FRAME**  
**SAMPLE LAYOUT TOTAL IN OPTIONAL FRAME FINISHES**

**10572**  
**11976**

## SAMPLE LAYOUTS


### Layout N



Qty	Model Number	Description	Dimensions	List Price
1	<b>9753NA-OB</b>	Three Seat Sofa Open Back - Armless	80.5 x 31 x 30	3208
1	<b>9751L</b>	Lounge Chair - Left Arm	28.5 x 31 x 30	1500
1	<b>9751R</b>	Lounge Chair - Right Arm	28.5 x 31 x 30	1500
2	<b>9755</b>	Corner Table	27.25 x 27.25 x 12.5	584 x 2
4	<b>9759</b>	Ganging Bracket	1 x 0.75 x 10	19 x 4

**SAMPLE LAYOUT TOTAL IN STANDARD BLACK FRAME 7452**  
**SAMPLE LAYOUT TOTAL IN OPTIONAL FRAME FINISHES 8483**


### Layout O



Qty	Model Number	Description	Dimensions	List Price
1	<b>9753NA-OB</b>	Three Seat Sofa Open Back - Armless	80.5 x 31 x 30	3208
1	<b>9752NA</b>	Two Seat Sofa - Armless	52 x 31 x 30	2248
1	<b>9751</b>	Lounge Chair	30.5 x 31 x 30	1771
1	<b>9754</b>	Storage Table	27.25 x 27.25 x 16.5	953
2	<b>9755</b>	Corner Table	27.25 x 27.25 x 12.5	584 x 2
1	<b>9757L</b>	Left Tablet	14 x 17.25 x 14	460
3	<b>9759</b>	Ganging Bracket	1 x 0.75 x 10	19 x 3

**SAMPLE LAYOUT TOTAL IN STANDARD BLACK FRAME 9865**  
**SAMPLE LAYOUT TOTAL IN OPTIONAL FRAME FINISHES 11197**


### Layout P



Qty	Model Number	Description	Dimensions	List Price
1	<b>9753NA-OB</b>	Three Seat Sofa Open Back - Armless	80.5 x 31 x 30	3208
1	<b>9752L-OB</b>	Two Seat Sofa Open Back - Left Arm	54 x 31 x 30	2459
2	<b>9754</b>	Storage Table	27.25 x 27.25 x 16.5	953 x 2
1	<b>9755</b>	Corner Table	27.25 x 27.25 x 12.5	584
1	<b>9758R</b>	Right Tablet	14 x 17.25 x 14	460
2	<b>9759</b>	Ganging Bracket	1 x 0.75 x 10	19 x 2

**SAMPLE LAYOUT TOTAL IN STANDARD BLACK FRAME 8655**  
**SAMPLE LAYOUT TOTAL IN OPTIONAL FRAME FINISHES 9798**

	1	2	3	4	5	6	7	8	9	10	11	12
<b>9751</b>	1771	1907	2022	2154	2370	2570	2770	2944	3161	3365	3641	4032



**Lounge Chair**  
 COM: 4.25 YD | 3.89 M  
 Unit weight: 61 LB | 27.7 KG  
 Carton weight: 71 LB | 32.21 KG  
 Carton volume: 21.5 FT<sup>3</sup> | 0.6 MT<sup>3</sup>

	OVERALL DIMENSIONS			SEAT DIMENSIONS			BACK DIMENSIONS	
	W	D	H	W	D	H	W	H

IN	30.5	31	30	24	20.5	18.5	22	12.5
MM	775	787	762	610	521	470	559	318

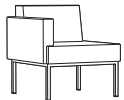
**RTA 00** 1 per carton

	1	2	3	4	5	6	7	8	9	10	11	12
<b>9751R</b>	1500	1604	1692	1793	1958	2111	2264	2397	2563	2719	2930	3229
<b>9751L</b>												

	OVERALL DIMENSIONS			SEAT DIMENSIONS			BACK DIMENSIONS	
	W	D	H	W	D	H	W	H

IN	28.5	31	30	24	20.5	18.5	22	12.5
MM	724	787	762	610	521	470	559	318

**RTA 00** 1 per carton



9751R



9751L

**Lounge Chair - One Arm**  
 COM: 3.25 YD | 2.97 M  
 Unit weight: 51 LB | 23.2 KG  
 Carton weight: 61 LB | 27.67 KG  
 Carton volume: 20 FT<sup>3</sup> | 0.56 MT<sup>3</sup>

Ganging clip required for sectional use.

R for right arm.  
 L for left arm.



DESCRIPTION	FEATURES	MODEL #	STANDARD TEXTILE GRADES											
			1	2	3	4	5	6	7	8	9	10	11	12



**Lounge Chair - Armless**  
 COM: 2.25 YD | 2.06 M  
 Unit weight: 41 LB | 18.6 KG  
 Carton weight: 51 LB | 23.13 KG  
 Carton volume: 18.75 FT³ | 0.53 MT³

Ganging clip required for sectional use.

<b>9751NA</b>	1229	1301	1362	1432	1546	1652	1758	1850	1965	2073	2219	2426
---------------	------	------	------	------	------	------	------	------	------	------	------	------

OVERALL DIMENSIONS			SEAT DIMENSIONS			BACK DIMENSIONS	
W	D	H	W	D	H	W	H

IN	26.5	31	30	24	20.5	18.5	22	12.5
MM	673	787	762	610	521	470	559	318

**RTA 00** 1 per carton



**Corner Unit**  
 COM: 3 YD | 2.74 M  
 Unit weight: 62 LB | 28.2 KG  
 Carton weight: 72 LB | 32.66 KG  
 Carton volume: 18.5 FT³ | 0.52 MT³

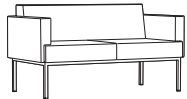
Ganging clip required for sectional use.

<b>9764</b>	1621	1717	1798	1891	2044	2185	2326	2449	2602	2746	2941	3217
-------------	------	------	------	------	------	------	------	------	------	------	------	------

OVERALL DIMENSIONS			SEAT DIMENSIONS			BACK DIMENSIONS	
W	D	H	W	D	H	W	H

IN	28.5	28.5	30	22	20.5	18.5	22	12.5
MM	724	724	762	559	521	470	559	318

**RTA 00** 1 per carton



**Two Seat Sofa**  
 COM: 6.25 YD | 5.72 M  
 Unit weight: 99 LB | 45 KG  
 Carton weight: 111 LB | 50.35 KG  
 Carton volume: 37.5 FT³ | 1.06 MT³

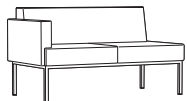
Ganging clip required for sectional use.

<b>9752</b>	2794	2994	3163	3357	3675	3969	4263	4519	4838	5138	5544	6119
-------------	------	------	------	------	------	------	------	------	------	------	------	------

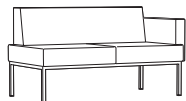
OVERALL DIMENSIONS			SEAT DIMENSIONS			BACK DIMENSIONS	
W	D	H	W	D	H	W	H

IN	56	31	30	48	20.5	18.5	44	12.5
MM	1422	787	762	1219	521	470	1118	318

**RTA 00** 1 per carton



**9752R**



**9752L**

**Two Seat Sofa**  
 COM: 5 YD | 4.57 M  
 Unit weight: 89 LB | 40.5 KG  
 Carton weight: 101 LB | 45.81 KG  
 Carton volume: 36.25 FT³ | 1.02 MT³

Ganging clip required for sectional use.

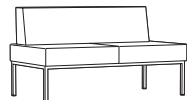
R for right arm.  
 L for left arm.

<b>9752R</b> <b>9752L</b>	2490	2650	2785	2940	3195	3430	3665	3870	4125	4365	4690	5150
------------------------------	------	------	------	------	------	------	------	------	------	------	------	------

OVERALL DIMENSIONS			SEAT DIMENSIONS			BACK DIMENSIONS	
W	D	H	W	D	H	W	H

IN	54	31	30	48	20.5	18.5	44	12.5
MM	1372	787	762	1219	521	470	1118	318

**RTA 00** 1 per carton



**Two Seat Sofa - Armless**  
 COM: 4 YD | 3.66 M  
 Unit weight: 79 LB | 35.9 KG  
 Carton weight: 91 LB | 41.28 KG  
 Carton volume: 35.5 FT³ | 1 MT³


Ganging clip required for sectional use.

<b>9752NA</b>	2248	2376	2484	2608	2812	3000	3188	3352	3566	3748	4008	4376
---------------	------	------	------	------	------	------	------	------	------	------	------	------

OVERALL DIMENSIONS			SEAT DIMENSIONS			BACK DIMENSIONS	
W	D	H	W	D	H	W	H

IN	52	31	30	48	20.5	18.5	44	12.5
MM	1321	787	762	1219	521	470	1118	318

**RTA 00** 1 per carton



**Two Seat Sofa - 42" High Back**  
 COM: 8 YD | 7.32 M  
 Unit weight: 105 LB | 47.7 KG  
 Carton weight: 120 LB | 54.43 KG  
 Carton volume: 48.5 FT³ | 1.37 MT³




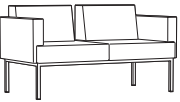
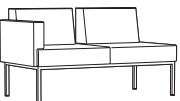

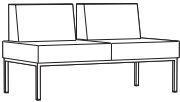
Ganging clip required for sectional use.

<b>9752NAHB42</b>	2563	2819	3035	3283	3691	4067	4443	4771	5179	5563	6083	6819
-------------------	------	------	------	------	------	------	------	------	------	------	------	------

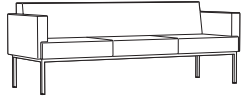
OVERALL DIMENSIONS			SEAT DIMENSIONS			BACK DIMENSIONS	
W	D	H	W	D	H	W	H

IN	52	31	42	48	20.5	18.5	44	24.5
MM	1321	787	1067	1219	521	470	1118	622

**RTA 00** 1 per carton

DESCRIPTION	FEATURES	MODEL #	STANDARD TEXTILE GRADES											
			1	2	3	4	5	6	7	8	9	10	11	12
 <p><b>Two Seat Sofa - 42" High Back w/36"H Table Shelf</b>                      COM: 6 YD   5.49 M                      Unit weight: 120 LB   54.5 KG                      Carton weight: 135 LB   61.23 KG                      Carton volume: 63.75 FT<sup>3</sup>   1.8 MT<sup>3</sup></p>	Ganging clip required for sectional use.	9752NAHB42TB3388	3580	3742	3928	4234	4516	4798	5044	5350	5638	6028	6580	
			OVERALL DIMENSIONS			SEAT DIMENSIONS			BACK DIMENSIONS					
			W	D	H	W	D	H	W	H				
			IN	52	41	42	48	20.5	18.5	44	24.5			
	MM	1321	1041	1067	1219	521	470	1118	622					
		RTA 00	1 per carton											
 <p><b>Two Seat Sofa - 48" High Back</b>                      COM: 8.75 YD   8 M                      Unit weight: 115 LB   52.3 KG                      Carton weight: 130 LB   58.97 KG                      Carton volume: 55 FT<sup>3</sup>   1.55 MT<sup>3</sup></p>	Ganging clip required for sectional use.	9752NAHB48	2671	2951	3187	3459	3905	4316	4727	5086	5532	5952	6521	7326
			OVERALL DIMENSIONS			SEAT DIMENSIONS			BACK DIMENSIONS					
			W	D	H	W	D	H	W	H				
			IN	52	31	48	48	20.5	18.5	44	30.5			
	MM	1321	787	1219	1219	521	470	1118	775					
		RTA 00	1 per carton											
 <p><b>Two Seat Sofa - 42" High Back w/42" H Table Shelf</b>                      COM: 6 YD   5.49 M                      Unit weight: 130 LB   59.1 KG                      Carton weight: 145 LB   65.77 KG                      Carton volume: 71.25 FT<sup>3</sup>   2.01 MT<sup>3</sup></p>	Ganging clip required for sectional use.	9752NAHB48TB3496	3688	3850	4036	4342	4624	4906	5152	5458	5746	6136	6688	
			OVERALL DIMENSIONS			SEAT DIMENSIONS			BACK DIMENSIONS					
			W	D	H	W	D	H	W	H				
			IN	52	41	48	48	20.5	18.5	44	30.5			
	MM	1321	1041	1219	1219	521	470	1118	775					
		RTA 00	1 per carton											
 <p><b>Two Seat Sofa - Open Back</b>                      COM: 6.25 YD   5.72 M                      Unit weight: 99 LB   45 KG                      Carton weight: 111 LB   50.35 KG                      Carton volume: 35.25 FT<sup>3</sup>   0.99 MT<sup>3</sup></p>		9752-OB	2761	2961	3130	3324	3642	3936	4230	4486	4805	5105	5511	6086
			OVERALL DIMENSIONS			SEAT DIMENSIONS			BACK DIMENSIONS					
			W	D	H	W	D	H	W	H				
			IN	56	29.5	30	54	20.5	18.5	48	12.5			
	MM	1422	749	762	1372	521	470	1219	318					
		RTA 00	1 per carton											
 <p><b>Two Seat Sofa - Open Back - One Arm</b>                      COM: 5.25 YD   4.8 M                      Unit weight: 89 LB   40.5 KG                      Carton weight: 101 LB   45.81 KG                      Carton volume: 36.25 FT<sup>3</sup>   1.02 MT<sup>3</sup></p>	Ganging clip required for sectional use.	9752R-OB	2459	2627	2769	2932	3199	3446	3693	3908	4176	4428	4769	5252
			OVERALL DIMENSIONS			SEAT DIMENSIONS			BACK DIMENSIONS					
			W	D	H	W	D	H	W	H				
			IN	54	31	30	48	20.5	18.5	44	12.5			
	MM	1372	787	762	1219	521	470	1118	318					
		RTA 00	1 per carton											
 <p><b>9752L-OB</b></p>	R for right arm. L for left arm.	9752L-OB	2459	2627	2769	2932	3199	3446	3693	3908	4176	4428	4769	5252
			OVERALL DIMENSIONS			SEAT DIMENSIONS			BACK DIMENSIONS					
			W	D	H	W	D	H	W	H				
			IN	54	31	30	48	20.5	18.5	44	12.5			
	MM	1372	787	762	1219	521	470	1118	318					
		RTA 00	1 per carton											
 <p><b>Two Seat Sofa - Open Back - Armless</b>                      COM: 4.25 YD   3.89 M                      Unit weight: 79 LB   35.9 KG                      Carton weight: 91 LB   41.28 KG                      Carton volume: 35.5 FT<sup>3</sup>   1 MT<sup>3</sup></p>		9752NA-OB	2218	2354	2469	2601	2817	3017	3217	3391	3608	3812	4088	4479
			OVERALL DIMENSIONS			SEAT DIMENSIONS			BACK DIMENSIONS					
			W	D	H	W	D	H	W	H				
			IN	52	31	30	48	20.5	18.5	44	12.5			
	MM	1321	787	762	1219	521	470	1118	318					
		RTA 00	1 per carton											

DESCRIPTION	FEATURES	MODEL #	STANDARD TEXTILE GRADES											
			1	2	3	4	5	6	7	8	9	10	11	12



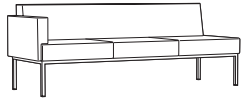
**Three Seat Sofa**  
 COM: 9.5 YD | 8.69 M  
 Unit weight: 138 LB | 62.7 KG  
 Carton weight: 153 LB | 69.4 KG  
 Carton volume: 54.5 FT³ | 1.54 MT³

<b>9753</b>	3784	4088	4345	4639	5124	5570	6017	6406	6891	7347	7964	8838
-------------	------	------	------	------	------	------	------	------	------	------	------	------

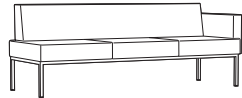
OVERALL DIMENSIONS			SEAT DIMENSIONS			BACK DIMENSIONS	
W	D	H	W	D	H	W	H

IN	82.5	31	30	76.5	20.5	18.5	66	12.5
MM	2096	787	762	1943	521	470	1676	318

**RTA 00** 1 per carton



**Three Seat Sofa - One Arm**  
 COM: 8.25 YD | 7.54 M  
 Unit weight: 128 LB | 58.2 KG  
 Carton weight: 143 LB | 64.86 KG  
 Carton volume: 54.5 FT³ | 1.54 MT³



**9753R** **9753L**

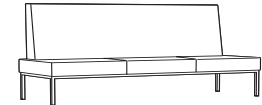
Ganging clip required for sectional use.  
  
 R for right arm.  
 L for left arm.

<b>9753R</b>	3528	3792	4015	4271	4691	5079	5467	5805	6226	6622	7158	7917
<b>9753L</b>												

OVERALL DIMENSIONS			SEAT DIMENSIONS			BACK DIMENSIONS	
W	D	H	W	D	H	W	H

IN	81.5	31	30	80.5	20.5	18.5	74	12.5
MM	2070	787	762	2045	521	470	1880	318

**RTA 00** 1 per carton



**Three Seat Sofa - 42" High Back**  
 COM: 12.25 YD | 11.2 M  
 Unit weight: 128 LB | 58.2 KG  
 Carton weight: 143 LB | 64.86 KG  
 Carton volume: 72.5 FT³ | 2.05 MT³


Ganging clip required for sectional use.

<b>9753NAHB42</b>	3912	4304	4635	5015	5639	6215	6791	7293	7918	8506	9302	10429
-------------------	------	------	------	------	------	------	------	------	------	------	------	-------

OVERALL DIMENSIONS			SEAT DIMENSIONS			BACK DIMENSIONS	
W	D	H	W	D	H	W	H

IN	80.5	31	42	74	20.5	18.5	74	24.5
MM	2045	787	1067	1880	521	470	1880	622

**RTA 00** 1 per carton



**Three Seat Sofa - 42" High Back w/36"H Table Shelf**  
 COM: 9 YD | 8.23 M  
 Unit weight: 143 LB | 65 KG  
 Carton weight: 158 LB | 71.67 KG  
 Carton volume: 93.5 FT³ | 2.64 MT³

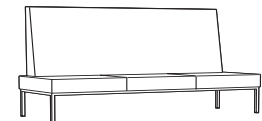
Ganging clip required for sectional use.

<b>9753NAHB42TB</b>	4874	5162	5405	5684	6143	6566	6989	7358	7817	8249	8834	9662
---------------------	------	------	------	------	------	------	------	------	------	------	------	------

OVERALL DIMENSIONS			SEAT DIMENSIONS			BACK DIMENSIONS	
W	D	H	W	D	H	W	H

IN	80.5	41	42	80.5	20.5	18.5	74	24.5
MM	2045	1041	1067	2045	521	470	1880	622

**RTA 00** 1 per carton



**Three Seat Sofa - 48" High Back**  
 COM: 13.25 YD | 12.12 M  
 Unit weight: 153 LB | 69.5 KG  
 Carton weight: 168 LB | 76.2 KG  
 Carton volume: 82.25 FT³ | 2.32 MT³

Ganging clip required for sectional use.

<b>9753NAHB48</b>	4144	4568	4926	5337	6012	6635	7258	7801	8477	9113	9974	11193
-------------------	------	------	------	------	------	------	------	------	------	------	------	-------

OVERALL DIMENSIONS			SEAT DIMENSIONS			BACK DIMENSIONS	
W	D	H	W	D	H	W	H

IN	80.5	31	48	80.5	20.5	18.5	74	30.5
MM	2045	787	1219	2045	521	470	1880	775

**RTA 00** 1 per carton



**Three Seat Sofa - 48" High Back w/42"H Table Shelf**  
 COM: 13.25 YD | 12.12 M  
 Unit weight: 143 LB | 65 KG  
 Carton weight: 158 LB | 71.67 KG  
 Carton volume: 106 FT³ | 3 MT³

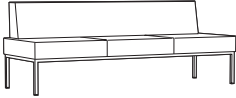
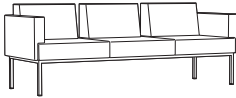
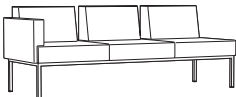
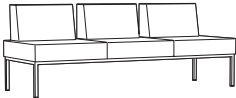
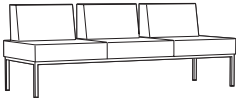



Ganging clip required for sectional use.

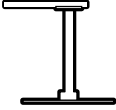
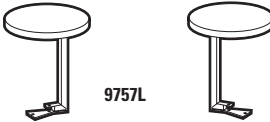




<b>9753NAHB48TB</b>	5107	5531	5889	6300	6975	7598	8221	8764	9440	10076	10937	12156
---------------------	------	------	------	------	------	------	------	------	------	-------	-------	-------

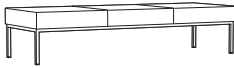








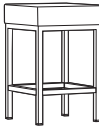
OVERALL DIMENSIONS			SEAT DIMENSIONS			BACK DIMENSIONS	
W	D	H	W	D	H	W	H


IN	80.5	41	48	80.5	20.5	18.5	74	24.5
MM	2045	1041	1219	2045	521	470	1880	622

**RTA 00** 1 per carton

DESCRIPTION	FEATURES	MODEL #	STANDARD TEXTILE GRADES											
			1	2	3	4	5	6	7	8	9	10	11	12
 <p><b>Three Seat Sofa - Armless</b> COM: 7 YD   6.4 M Unit weight: 118 LB   53.6 KG Carton weight: 133 LB   60.33 KG Carton volume: 51.5 FT³   1.45 MT³</p>	Ganging clip required for sectional use.	<b>9753NA</b>	3240	3464	3653	3870	4227	4556	4885	5172	5529	5865	6320	6964
			<b>OVERALL DIMENSIONS</b>			<b>SEAT DIMENSIONS</b>			<b>BACK DIMENSIONS</b>					
			<b>W</b>	<b>D</b>	<b>H</b>	<b>W</b>	<b>D</b>	<b>H</b>	<b>W</b>	<b>H</b>				
			IN 80.5 MM 2045	31 787	30 762	80.5 2045	20.5 521	18.5 470	74 1880	12.5 318				
		<b>RTA 00</b>	1 per carton											
 <p><b>Three Seat Sofa - Open Back</b> COM: 8 YD   7.32 M Unit weight: 138 LB   62.7 KG Carton weight: 153 LB   69.4 KG Carton volume: 54.5 FT³   1.54 MT³</p>		<b>9753-OB</b>	3751	4007	4223	4471	4879	5255	5631	5959	6367	6751	7271	8007
			<b>OVERALL DIMENSIONS</b>			<b>SEAT DIMENSIONS</b>			<b>BACK DIMENSIONS</b>					
			<b>W</b>	<b>D</b>	<b>H</b>	<b>W</b>	<b>D</b>	<b>H</b>	<b>W</b>	<b>H</b>				
			IN 82.5 MM 2096	31 787	30 762	80.5 2045	20.5 521	18.5 470	74 1880	12.5 318				
		<b>RTA 00</b>	1 per carton											
 <p><b>9753R-OB</b></p> <p><b>Three Seat Sofa - Open Back - One Arm</b> COM: 7 YD   6.4 M Unit weight: 128 LB   58.2 KG Carton weight: 143 LB   64.86 KG Carton volume: 54.5 FT³   1.54 MT³</p>	Ganging clip required for sectional use.	<b>9753L-OB</b>	3495	3719	3908	4125	4482	4811	5140	5427	5784	6120	6575	7219
			<b>OVERALL DIMENSIONS</b>			<b>SEAT DIMENSIONS</b>			<b>BACK DIMENSIONS</b>					
			<b>W</b>	<b>D</b>	<b>H</b>	<b>W</b>	<b>D</b>	<b>H</b>	<b>W</b>	<b>H</b>				
			IN 81.5 MM 2070	31 787	30 762	80.5 2045	20.5 521	18.5 470	74 1880	12.5 318				
		<b>RTA 00</b>	1 per carton											
			R for right arm. L for left arm.											
 <p><b>Three Seat Sofa - Open Back - Armless</b> COM: 6.25 YD   5.72 M Unit weight: 118 LB   53.6 KG Carton weight: 133 LB   60.33 KG Carton volume: 51.5 FT³   1.45 MT³</p>	Ganging clip required for sectional use.	<b>9753NA-OB</b>	3208	3408	3577	3771	4089	4383	4677	4933	5252	5552	5958	6533
			<b>OVERALL DIMENSIONS</b>			<b>SEAT DIMENSIONS</b>			<b>BACK DIMENSIONS</b>					
			<b>W</b>	<b>D</b>	<b>H</b>	<b>W</b>	<b>D</b>	<b>H</b>	<b>W</b>	<b>H</b>				
			IN 80.5 MM 2045	31 787	30 762	80.5 2045	20.5 521	18.5 470	74 1880	12.5 318				
		<b>RTA 00</b>	1 per carton											
 <p><b>Storage Table</b> COM: N/A Unit weight: 59 LB   26.8 KG Carton weight: 65 LB   29.48 KG Carton volume: 11.5 FT³   0.32 MT³</p>	Ganging clip required for sectional use.	<b>9754</b>	List price											
			953											
			<b>OVERALL DIMENSIONS</b>			<b>SEAT DIMENSIONS</b>			<b>BACK DIMENSIONS</b>					
			<b>W</b>	<b>D</b>	<b>H</b>	<b>W</b>	<b>D</b>	<b>H</b>	<b>W</b>	<b>H</b>				
IN 27.25 MM 692	27.25 692	16.5 419	-	-	-	-	-							
		<b>RTA 00</b>		1 per carton										
 <p><b>Corner Table</b> COM: N/A Unit weight: 34 LB   15.5 KG Carton weight: 40 LB   18.14 KG Carton volume: 8 FT³   0.22 MT³</p>	Ganging clip required for sectional use.	<b>9755</b>	List price											
			584											
			<b>OVERALL DIMENSIONS</b>			<b>SEAT DIMENSIONS</b>			<b>BACK DIMENSIONS</b>					
			<b>W</b>	<b>D</b>	<b>H</b>	<b>W</b>	<b>D</b>	<b>H</b>	<b>W</b>	<b>H</b>				
IN 27.25 MM 692	27.25 692	12.5 318	-	-	-	-	-							
		<b>RTA 00</b>		1 per carton										

DESCRIPTION	FEATURES	MODEL #	STANDARD TEXTILE GRADES											
 <p><b>Middle Tablet</b> COM: N/A Unit weight: 9 LB   4.1 KG Carton weight: 12 LB   5.44 KG Carton volume: 2.5 FT<sup>3</sup>   0.07 MT<sup>3</sup></p>		List price												
		9756	476											
		OVERALL DIMENSIONS			SEAT DIMENSIONS			BACK DIMENSIONS						
		W	D	H	W	D	H	W	H					
IN 14	17.25	14	-	-	-	-	-							
MM 356	438	356	-	-	-	-	-							
		RTA 00	courier	1 per carton										
 <p><b>Tablet</b> COM: N/A Unit weight: 9 LB   4.1 KG Carton weight: 12 LB   5.44 KG Carton volume: 2.5 FT<sup>3</sup>   0.07 MT<sup>3</sup></p>	Mounts underneath of seating.  R for right hand tablet. L for left hand tablet.	List price												
		9757L 9758R	460											
		OVERALL DIMENSIONS			SEAT DIMENSIONS			BACK DIMENSIONS						
		W	D	H	W	D	H	W	H					
IN 14	17.25	14	-	-	-	-	-							
MM 356	438	356	-	-	-	-	-							
		RTA 00	courier	1 per carton										
 <p><b>Ganging Bracket</b> COM: N/A Unit weight: 0.25 LB   0.1 KG Carton weight: 0.52 LB   0.24 KG Carton volume: 0.5 FT<sup>3</sup>   0.01 MT<sup>3</sup></p>	One bracket is required per connection.	List price												
		9759	19											
		OVERALL DIMENSIONS			SEAT DIMENSIONS			BACK DIMENSIONS						
		W	D	H	W	D	H	W	H					
IN 1	0.75	10	-	-	-	-	-							
MM 25	19	254	-	-	-	-	-							
		RTA 00	courier	25 per carton										
 <p><b>Power Unit w/10 Ft. power cord</b> COM: N/A Unit weight: 2 LB   0.9 KG Carton weight: 3 LB   1.36 KG Carton volume: 0.5 FT<sup>3</sup>   0.01 MT<sup>3</sup></p>	Mounts underneath of seating or tables.  One power outlet and two USB ports.	List price												
		9760	375											
		OVERALL DIMENSIONS			SEAT DIMENSIONS			BACK DIMENSIONS						
		W	D	H	W	D	H	W	H					
IN 6	2.75	2.75	-	-	-	-	-							
MM 152	70	70	-	-	-	-	-							
		RTA 00	courier	1 per carton										
 <p><b>One Seat Bench</b> COM: 2 YD   1.83 M Unit weight: 31 LB   14.1 KG Carton weight: 37 LB   16.78 KG Carton volume: 10.75 FT<sup>3</sup>   0.3 MT<sup>3</sup></p>	Ganging clip required for sectional use.	List price												
		9761	939	1003	1057	1119	1221	1315	1409	1491	1593	1689	1819	2003
		OVERALL DIMENSIONS			SEAT DIMENSIONS			BACK DIMENSIONS						
		W	D	H	W	D	H	W	D	H	W	D	H	
IN 27.5	28.5	17.5	27.5	28.5	18.5	-	-	-	-	-	-	-		
MM 699	724	445	699	724	470	-	-	-	-	-	-	-		
		RTA 00	1 per carton											
 <p><b>Two Seat Bench</b> COM: 4 YD   3.66 M Unit weight: 49 LB   22.3 KG Carton weight: 57 LB   25.85 KG Carton volume: 21.25 FT<sup>3</sup>   0.6 MT<sup>3</sup></p>	Ganging clip required for sectional use.	List price												
		9762	1668	1796	1904	2028	2232	2420	2608	2772	2976	3168	3428	3796
		OVERALL DIMENSIONS			SEAT DIMENSIONS			BACK DIMENSIONS						
		W	D	H	W	D	H	W	D	H	W	D	H	
IN 54	28.5	17.5	54	28.5	18.5	-	-	-	-	-	-	-		
MM 1372	724	445	1372	724	470	-	-	-	-	-	-	-		
		RTA 00	1 per carton											

DESCRIPTION	FEATURES	MODEL #	STANDARD TEXTILE GRADES											
			1	2	3	4	5	6	7	8	9	10	11	12
 <p><b>Three Seat Bench</b> COM: 6 YD   5.49 M Unit weight: 70 LB   31.8 KG Carton weight: 80 LB   36.29 KG Carton volume: 29.5 FT³   0.83 MT³</p>	Ganging clip required for sectional use.	<b>9763</b>	2394	2586	2748	2934	3240	3522	3804	4050	4356	4644	5034	5586
			<b>OVERALL DIMENSIONS</b>			<b>SEAT DIMENSIONS</b>			<b>BACK DIMENSIONS</b>					
			W	D	H	W	D	H	W	H				
			IN 80.5	28.5	17.5	80.5	28.5	18.5	-	-				
			MM 2045	724	445	2045	724	470	-	-				
		<b>RTA 00</b>	1 per carton											
			List price											
		<b>9765</b>	1503											
 <p><b>Coffee Storage Table (2 Seat Length)</b> COM: N/A Unit weight: 102 LB   46.4 KG Carton weight: 112 LB   50.8 KG Carton volume: 20.5 FT³   0.58 MT³</p>	Ganging clip required for sectional use.	<b>9765</b>	53.75	27.25	16.5	-	-	-	-	-	-	-	-	-
			<b>OVERALL DIMENSIONS</b>			<b>SEAT DIMENSIONS</b>			<b>BACK DIMENSIONS</b>					
			W	D	H	W	D	H	W	H				
			IN 53.75	27.25	16.5	-	-	-	-	-				
			MM 1365	692	419	-	-	-	-	-				
		<b>RTA 00</b>		1 per carton										
			List price											
		<b>9766</b>	969											
 <p><b>Coffee Table (2 Seat Length)</b> COM: N/A Unit weight: 56 LB   25.5 KG Carton weight: 68 LB   30.84 KG Carton volume: 17.75 FT³   0.5 MT³</p>	Freestanding.	<b>9766</b>	54	27.5	13	-	-	-	-	-	-	-	-	
			<b>OVERALL DIMENSIONS</b>			<b>SEAT DIMENSIONS</b>			<b>BACK DIMENSIONS</b>					
			W	D	H	W	D	H	W	H				
			IN 54	27.5	13	-	-	-	-	-				
			MM 1372	699	330	-	-	-	-	-				
		<b>RTA 00</b>		1 per carton										
			List price											
		<b>9767</b>	501											
 <p><b>Floating Side Table</b> COM: N/A Unit weight: 15 LB   6.8 KG Carton weight: 20 LB   9.07 KG Carton volume: 2.2 FT³   0.06 MT³</p>	To be used in between chair/sofa models.	<b>9767</b>	13.5	27.25	1	-	-	-	-	-	-	-	-	
			<b>OVERALL DIMENSIONS</b>			<b>SEAT DIMENSIONS</b>			<b>BACK DIMENSIONS</b>					
			W	D	H	W	D	H	W	H				
			IN 13.5	27.25	1	-	-	-	-	-				
			MM 343	692	25	-	-	-	-	-				
		<b>RTA 00</b>		1 per carton										
			List price											
		<b>9768</b>	704											
 <p><b>Floating Storage Side Table</b> COM: N/A Unit weight: 15 LB   6.8 KG Carton weight: 20 LB   9.07 KG Carton volume: 2.2 FT³   0.06 MT³</p>	To be used in between chair/sofa models.	<b>9768</b>	13.5	27.25	5	-	-	-	-	-	-	-	-	
			<b>OVERALL DIMENSIONS</b>			<b>SEAT DIMENSIONS</b>			<b>BACK DIMENSIONS</b>					
			W	D	H	W	D	H	W	H				
			IN 13.5	27.25	5	-	-	-	-	-				
			MM 343	692	127	-	-	-	-	-				
		<b>RTA 00</b>		1 per carton										
			List price											
		<b>9769S24</b>	587	611	631	655	693	728	763	794	832	868	917	986
 <p><b>24" Stool</b> COM: 0.75 YD   0.69 M Unit weight: 17 LB   7.7 KG Carton weight: 22 LB   9.98 KG Carton volume: 4.75 FT³   0.13 MT³</p>		<b>9769S24</b>	587	611	631	655	693	728	763	794	832	868	917	986
			<b>OVERALL DIMENSIONS</b>			<b>SEAT DIMENSIONS</b>			<b>BACK DIMENSIONS</b>					
			W	D	H	W	D	H	W	H				
			IN 15	15	24	-	-	24	-	-				
			MM 381	381	610	-	-	610	-	-				
		<b>RTA 00</b>	1 per carton											

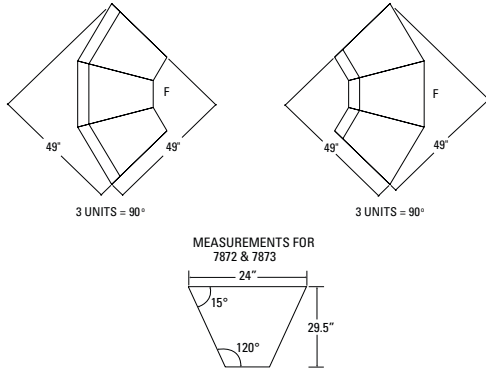
DESCRIPTION	FEATURES	MODEL #	STANDARD TEXTILE GRADES											
			1	2	3	4	5	6	7	8	9	10	11	12
 <p><b>30" Stool</b>                      COM: 0.75 YD   0.69 M                      Unit weight: 18 LB   8.2 KG                      Carton weight: 23 LB   10.43 KG                      Carton volume: 5.5 FT<sup>3</sup>   0.15 MT<sup>3</sup></p>		<b>9769S30</b>	656	680	700	724	762	797	832	863	901	937	986	1055
			OVERALL DIMENSIONS			SEAT DIMENSIONS			BACK DIMENSIONS					
			W	D	H	W	D	H	W	H				
			IN 15	15	30	-	-	30	-	-				
			MM 381	381	762	-	-	762	-	-				
			<b>RTA 00</b>		1 per carton									

## BRADEN



model 7871

models 7870R, 7870, 7870L, 7872, 7873



## STANDARD FEATURES

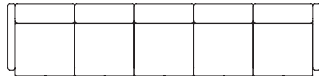
- A flexible modular seating system that is exceptionally durable. Combine these seating components into a configuration that suits your space.
- Braden uses a unique ganging feature which locks units solidly together, but allows them to be separated and reconfigured when necessary.
- Locking "pins" will always be on the left side (seated) of a ganging unit, while the pin receptacle will always be on the right side.
- Ganging brackets can only be used on armless and single arm models. Model 7871 cannot be ganged.
- Three inside corner units create a 90° inside corner assembly.
- Three outside corner units create a 90° outside corner.
- Upholstery options: fabric, vinyl or leather. Vinyl and leather models may feature stitch detail across the seat and/or back cushions, if applicable.

## OPTIONAL FEATURES

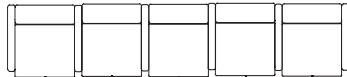
- For ganging hardware please use the following codes: add **(G)** for both sides, add **(GR)** for right side seated only, add **(GL)** for left side seated only.
- For highly resilient, high density Ultracell foam seat, please specify **(UC)**. Add \$96.
- For hard surface flooring use tiger paw non-slip glides, please specify **(NS)**. Add \$22.
- Model 7874 and 7880 table (tops) are offered in the following laminate finishes: Absolute Acajou (ACJ), Asian Night (ASN), Avant Cherry (AWC), Avant Honey (AWH), Black (BLK), Blizzard (BZD), Brushed Cobalt (BRC), Clear Maple (CMB), Custom Grey (CGY), Dark Espresso (DES), Designer White (DWT), Fashionista (FAS), First Class (FCL), Noce Biondo (NBL), Noce Grigio (NGL), Noce Leggero (NEL), Noce Medio (NML), Quartered Mahogany (QTM), Sheer Beauty (SBY), Stonedust (SDT), Storm Grey (SOG), Walnut Heights (WHE), White Chocolate (WHC) and Winter Cherry (WCR).

## Typical Configurations and Applications:

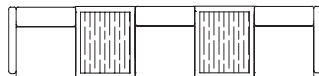
Five seat linked sofa with arms only on ends:



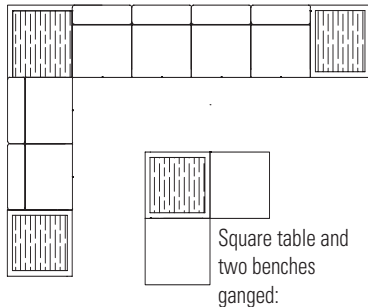
Five seat linked sofa with arms between each seat:



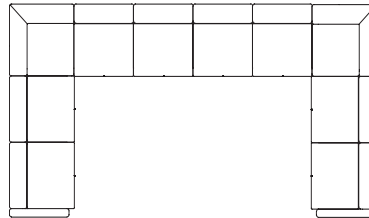
Three seats linked with two tables arms on ends:



Tables and armless chairs in L shaped configuration:



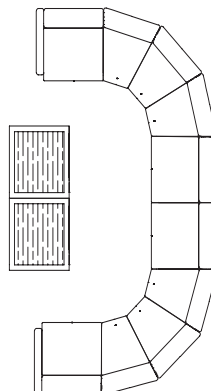
Ganged seating with corner units:



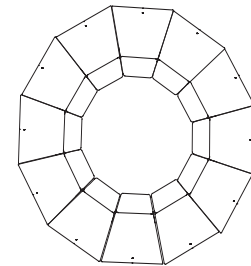
Two tables and 4 benches, ganged together:



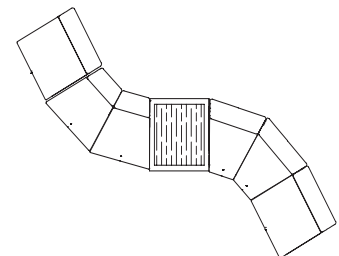
C shaped sectional with arms on ends and tables:



Circular configuration ganged seating:



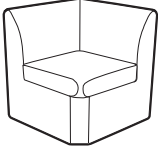





S shaped configuration ganged seating & table:





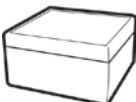


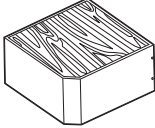

Three benches ganged:





DESCRIPTION	FEATURES	MODEL#	STANDARD TEXTILE GRADES													
			1	2	3	4	5	6	7	8	9	10	11	12		
 <p><b>Corner Unit</b> COM: 4 YD   3.66 M Unit weight: 42 LB   19.1 KG Carton weight: 50 LB   22.68 KG Carton volume: 16.5 FT³   0.46 MT³</p>	Ganging hardware adjacent sides.  Ergonomic features: M, N	<b>7867</b>	1040	1168	1276	1400	1604	1792	1980	2144	2348	2540	2800	3168		
		<b>OVERALL DIMENSIONS</b>			<b>SEAT DIMENSIONS</b>			<b>BACK DIMENSIONS</b>								
		<b>W</b>	<b>D</b>	<b>H</b>	<b>W</b>	<b>D</b>	<b>H</b>	<b>W</b>	<b>H</b>							
		IN 28 MM 711	28 711	30 762	20 508	20.5 521	17 432	19.5 495	12.5 318							
			<b>RTA 00</b>	1 per carton												
 <p><b>Single Arm</b> COM: 1.75 YD   1.6 M Unit weight: 23 LB   10.5 KG Carton weight: 26 LB   11.79 KG Carton volume: 2.9 FT³   0.08 MT³</p>	Ganging hardware both sides.	<b>7868</b>	355	411	458	513	602	684	766	838	927	1011	1125	1286		
		<b>OVERALL DIMENSIONS</b>			<b>SEAT DIMENSIONS</b>			<b>BACK DIMENSIONS</b>								
		<b>W</b>	<b>D</b>	<b>H</b>	<b>W</b>	<b>D</b>	<b>H</b>	<b>W</b>	<b>H</b>							
		IN 3.75 MM 95	25 635	25 635	-	-	-	-	-							
			<b>RTA 00</b>		1 per carton											
 <p><b>Single Seater</b> COM: 2.75 YD   2.51 M Unit weight: 33 LB   15 KG Carton weight: 38 LB   17.24 KG Carton volume: 16.5 FT³   0.46 MT³</p>	See notes for ganging hardware options.  Ergonomic features: M, N	<b>7870</b>	553	641	715	801	941	1070	1199	1312	1452	1584	1763	2016		
		<b>OVERALL DIMENSIONS</b>			<b>SEAT DIMENSIONS</b>			<b>BACK DIMENSIONS</b>								
		<b>W</b>	<b>D</b>	<b>H</b>	<b>W</b>	<b>D</b>	<b>H</b>	<b>W</b>	<b>H</b>							
		IN 24 MM 610	27.5 699	30 762	24 610	19.5 495	16.5 419	24 610	13.5 343							
			<b>RTA 00</b>	1 per carton												
 <p><b>Single Seater - Left Arm</b> COM: 3.75 YD   3.43 M Unit weight: 40 LB   18.2 KG Carton weight: 45 LB   20.41 KG Carton volume: 16.5 FT³   0.46 MT³</p>	Ganging hardware right side.  Ergonomic features: M, N	<b>7870L</b>	829	949	1050	1167	1358	1534	1710	1864	2055	2235	2479	2824		
		<b>OVERALL DIMENSIONS</b>			<b>SEAT DIMENSIONS</b>			<b>BACK DIMENSIONS</b>								
		<b>W</b>	<b>D</b>	<b>H</b>	<b>W</b>	<b>D</b>	<b>H</b>	<b>W</b>	<b>H</b>							
		IN 27 MM 686	27.5 699	30 762	24 610	19.5 495	16.5 419	24 610	13.5 343							
			<b>RTA 00</b>	1 per carton												
 <p><b>Single Seater - Right Arm</b> COM: 3.75 YD   3.43 M Unit weight: 40 LB   18.2 KG Carton weight: 45 LB   20.41 KG Carton volume: 16.5 FT³   0.46 MT³</p>	Ganging hardware left side.  Ergonomic features: M, N	<b>7870R</b>	829	949	1050	1167	1358	1534	1710	1864	2055	2235	2479	2824		
		<b>OVERALL DIMENSIONS</b>			<b>SEAT DIMENSIONS</b>			<b>BACK DIMENSIONS</b>								
		<b>W</b>	<b>D</b>	<b>H</b>	<b>W</b>	<b>D</b>	<b>H</b>	<b>W</b>	<b>H</b>							
		IN 27 MM 686	27.5 699	30 762	24 610	19.5 495	16.5 419	24 610	13.5 343							
			<b>RTA 00</b>	1 per carton												

DESCRIPTION	FEATURES	MODEL#	STANDARD TEXTILE GRADES														
			1	2	3	4	5	6	7	8	9	10	11	12			
 <p><b>Single Seater - w/Arms</b> COM: 4.75 YD   4.34 M Unit weight: 47 LB   21.4 KG Carton weight: 52 LB   23.59 KG Carton volume: 16.5 FT³   0.46 MT³</p>	<p>Freestanding unit. No ganging hardware options.</p> <p>Ergonomic features: M, N</p>	<b>7871</b>	1103	1255	1383	1531	1773	1996	2219	2414	2656	2884	3193	3630			
			OVERALL DIMENSIONS			SEAT DIMENSIONS			BACK DIMENSIONS								
			W	D	H	W	D	H	W	H							
			IN 30	27.5	30	24	19.5	16.5	24	13.5							
			MM 762	699	762	610	495	419	610	343							
		<b>RTA 00</b>		1 per carton													
 <p><b>Corner Unit</b> COM: 2.75 YD   2.51 M Unit weight: 26 LB   11.8 KG Carton weight: 31 LB   14.06 KG Carton volume: 16.5 FT³   0.46 MT³</p>	<p>3 pieces make a 90° outside turn. Total of 49"L x 49"W.</p> <p>See notes for ganging hardware options.</p> <p>Ergonomic features: M, N</p>	<b>7872</b>	608	696	770	856	996	1125	1254	1367	1507	1639	1818	2071			
			OVERALL DIMENSIONS			SEAT DIMENSIONS			BACK DIMENSIONS								
			W	D	H	W	D	H	W	H							
			IN 24	27.5	30	20	19.5	16.5	15	13.5							
			MM 610	699	762	508	495	419	381	343							
		<b>RTA 00</b>		1 per carton													
 <p><b>Corner Unit</b> COM: 2.75 YD   2.51 M Unit weight: 26 LB   11.8 KG Carton weight: 31 LB   14.06 KG Carton volume: 16.5 FT³   0.46 MT³</p>	<p>3 pieces make a 90° inside turn. Total of 49"L x 49"W.</p> <p>See notes for ganging hardware options.</p> <p>Ergonomic features: M, N</p>	<b>7873</b>	608	696	770	856	996	1125	1254	1367	1507	1639	1818	2071			
			OVERALL DIMENSIONS			SEAT DIMENSIONS			BACK DIMENSIONS								
			W	D	H	W	D	H	W	H							
			IN 24	27.5	30	16	19.5	16.5	21.5	13.5							
			MM 610	699	762	406	495	419	546	343							
		<b>RTA 00</b>		1 per carton													
 <p><b>Table - 24" Square w/Upholstered Sides</b> COM: 1.75 YD   1.6 M Unit weight: 35 LB   15.9 KG Carton weight: 38 LB   17.24 KG Carton volume: 6.25 FT³   0.17 MT³</p>		<b>7874</b>	457	513	560	615	704	786	868	940	1029	1113	1227	1388			
			OVERALL DIMENSIONS			SEAT DIMENSIONS			BACK DIMENSIONS								
			W	D	H	W	D	H	W	H							
			IN 24	24	14.5	-	-	-	-	-							
			MM 610	610	368	-	-	-	-	-							
		<b>RTA 00</b>		1 per carton													
 <p><b>Footstool - 24" Square Fully Upholstered</b> COM: 2.25 YD   2.06 M Unit weight: 40 LB   18.2 KG Carton weight: 44 LB   19.96 KG Carton volume: 8.5 FT³   0.24 MT³</p>		<b>7874FS</b>	770	842	903	973	1087	1193	1299	1391	1506	1614	1760	1967			
			OVERALL DIMENSIONS			SEAT DIMENSIONS			BACK DIMENSIONS								
			W	D	H	W	D	H	W	H							
			IN 24	24	17.5	-	-	-	-	-							
			MM 610	610	445	-	-	-	-	-							
		<b>RTA 00</b>		1 per carton													

DESCRIPTION	FEATURES	MODEL#	STANDARD TEXTILE GRADES											
			1	2	3	4	5	6	7	8	9	10	11	12
 <p><b>Corner Table w/Upholstered Sides</b>                      COM: 1.75 YD   1.6 M                      Unit weight: 40 LB   18.2 KG                      Carton weight: 45 LB   20.41 KG                      Carton volume: 7.5 FT<sup>3</sup>   0.21 MT<sup>3</sup></p>	Ganging hardware adjacent sides.	<b>7880</b>	710	766	813	868	957	1039	1121	1193	1282	1366	1480	1641
			OVERALL DIMENSIONS			SEAT DIMENSIONS			BACK DIMENSIONS					
			W	D	H	W	D	H	W	H				
			IN 27	27	14.5	-	-	-	-	-				
			MM 686	686	368	-	-	-	-	-				
			<b>RTA 00</b>		1 per carton									



Calidon™ seating and occasional tables share a distinctly modern appearance. With well-balanced and full-frame, solid hardwood construction, Calidon is a versatile solution combining comfort, style and durability for years to come. Fully upholstered lounge models include optional integrated power and USB charging for easy access in either front or side locations. Guest and lounge seating feature an integrated wipe-out design to support cleaning protocols from workplace and hospitality to healthcare environments.

To see the full Calidon series, please refer to the Healthcare price list at [globalfurnituregroup.com/ca/healthcare/resources/price-lists](http://globalfurnituregroup.com/ca/healthcare/resources/price-lists).

#### Features and Benefits

- Calidon consists of wood frame guest, lounge, bariatric and bench seating.
- Freestanding and tandem/bridge tables available.
- Designed for the rigors of high use environments.
- Frame design features a wall saver leg to prevent back contact and damage to walls.
- All guest and lounge chairs feature a clean out between seat and back, and tall legs for ease of cleaning.
- Lounge chairs with closed arms are fully upholstered.
- For added comfort, seats are standard with high density Ultracell foam.
- Active weight capacity up to 400 lbs. per seat for standard seating; up to 600 lbs. per seat for bariatric seating.

CAMINO



models shown: 5471-CP Lounge Chair, 5475-W End Table, 5472-CP Two Seat Sofa.



model 5471-CP





model 5476-W






STANDARD FEATURES

- A transitional soft seating series composed of one, two and three seat units. The series also offers tables with coordinating details and finishes.
- Frame is heavy duty, interlocking plywood, puzzle box construction suitable for public environments.
- The leg system utilizes a continuous visible frame between the front and rear leg. Each leg frame is bolted directly to the sofa frame, creating a very durable product.
- Legs are equipped with translucent non marking glides as standard. Suitable for both carpet and hard surface flooring.
- Seating units feature a decorative double stitch detail, which makes seams lay flat and adds extra seam strength.
- Cushions are highly resilient foam and seats are equipped with a synthetic rubberized sheet webbing suspension system for extra comfort. Cushions are fixed and non-removable.
- Tables are made with a choice of tops: genuine wood tops (**W**) with a reverse beveled edge, thermally fused laminate tops (**LP**) with matching PVC edging or high pressure laminate top (**HP**) with matching PVC edging. Custom high pressure laminate finishes will be considered upon request.
- Regardless of top chosen, all tables have wood aprons and a unique tapered leg design.
- Some table assembly is required, see RTA code with each item below.
- Upholstery options: fabric, vinyl or leather. Vinyl and leather models may feature stitch detail across the seat and/or back cushions, if applicable. If a two-tone fabric or a fabric/leather combination is required please fill in a fabric combination sketch showing where each fabric is to be applied. Please contact Customer Service.

OPTIONAL FEATURES

- For piping made in fabric matching the rest of the upholstery, please use matching piping models, (**MP**) after the model number. No upcharge.
- For piping made in a fabric that does not match the rest of the upholstery, you can specify any grade 1 or 2 upholstery material. Please see model numbers ending in (**CP**) which reflect the appropriate upcharge.
- Contrast piping fabric in a grade higher than 2 requires a special quotation. Unit price will vary depending on the number of units being ordered.
- Seating units and tables come with a choice of wood legs or polished cast aluminum legs. The table leg finishes coordinate with the legs on the soft seating units; finish must be specified.
- Wood finishes are available in Absolute (AAM), Black (BKM), Cherry (ACM), Espresso Cafe (ECM), English Oak (EOM), Fruitwood (TFM), Gray (HGM), Honey (AHM), Mahogany (TMM), Maple (AVM), Medium Walnut (MWM), Natural Walnut (NLW), Night (ASM), Noce Biondo (NBM), Noce Grigio (NGM), Noce Leggero (NEM), Noce Medio (NMM), Shaker Cherry (SKM), Walnut (TWM), WC Cream (WTM), White (WHM) and Winter Cherry (WCM). Please specify.
- Seating and tables with polished aluminum legs are shown as separate SKUs.
- Laminate table tops (LP and HP) are offered in the following finishes: Absolute Acajou (ACJ), Asian Night (ASN), Avant Cherry (AVC), Avant Honey (AWH), Black (BLK), Blizzard (BZD), Brushed Cobalt (BRC), Clear Maple (CMB), Custom Grey (CGY), Dark Espresso (DES), Designer White (DWT), Fashionista (FAS), First Class (FCL), Noce Biondo (NBL), Noce Grigio (NGL), Noce Leggero (NEL), Noce Medio (NML), Quartered Mahogany (QTM), Sheer Beauty (SBY), Stonedust (SDT), Storm Grey (SOG), Walnut Heights (WHE), White Chocolate (WHC) and Winter Cherry (WCR). Please specify.

DESCRIPTION	FEATURES	MODEL#	STANDARD TEXTILE GRADES											
			1	2	3	4	5	6	7	8	9	10	11	12
 <p><b>Lounge Chair w/Wood Legs</b> COM: 4 YD   3.66 M Unit weight: 50 LB   22.7 KG Carton weight: 60 LB   27.22 KG Carton volume: 19.25 FT<sup>3</sup>   0.54 MT<sup>3</sup></p>	No piping.	<b>5471</b>	1990	2118	2226	2350	2554	2742	2930	3094	3298	3490	3750	4118
					<b>OVERALL DIMENSIONS</b> W D H			<b>SEAT DIMENSIONS</b> W D H			<b>BACK DIMENSIONS</b> W H			
		IN	29.5	29	30.5	21	19.5	18	20	11.5				
		MM	749	737	775	533	495	457	508	292				
			<b>RTA 00</b>			1 per carton								
 <p><b>Lounge Chair w/Wood Legs &amp; Piping</b> COM: 4 YD   3.66 M Unit weight: 50 LB   22.7 KG Carton weight: 60 LB   27.22 KG Carton volume: 19.25 FT<sup>3</sup>   0.54 MT<sup>3</sup></p>	CP = contrast piping. MP = matching piping.	<b>5471-CP</b>	2132	2260	2368	2492	2696	2884	3072	3236	3440	3632	3892	4260
		<b>5471-MP</b>	1990	2118	2226	2350	2554	2742	2930	3094	3298	3490	3750	4118
					<b>OVERALL DIMENSIONS</b> W D H			<b>SEAT DIMENSIONS</b> W D H			<b>BACK DIMENSIONS</b> W H			
		IN	29.5	29	30.5	21	19.5	18	20	11.5				
MM	749	737	775	533	495	457	508	292						
			<b>RTA 00</b>			1 per carton								

DESCRIPTION	FEATURES	MODEL#	STANDARD TEXTILE GRADES													
			1	2	3	4	5	6	7	8	9	10	11	12		
 <p><b>Two Seat Sofa w/Wood Legs</b> COM: 5.75 YD   5.26 M Unit weight: 72 LB   32.7 KG Carton weight: 84 LB   38.1 KG Carton volume: 36 FT³   1.01 MT³</p>	No piping.	<b>5472</b>	2804	2988	3143	3322	3615	3885	4155	4391	4684	4960	5334	5863		
			<b>OVERALL DIMENSIONS</b>			<b>SEAT DIMENSIONS</b>			<b>BACK DIMENSIONS</b>							
			<b>W</b>	<b>D</b>	<b>H</b>	<b>W</b>	<b>D</b>	<b>H</b>	<b>W</b>	<b>H</b>						
			IN 51	29	30.5	42	19.5	18	41	11.5						
			MM 1295	737	775	1067	495	457	1041	292						
		<b>RTA 00</b>	1 per carton													
 <p><b>Two Seat Sofa w/Wood Legs</b> COM: 5.75 YD   5.26 M Unit weight: 72 LB   32.7 KG Carton weight: 84 LB   38.1 KG Carton volume: 36 FT³   1.01 MT³</p>	CP = contrast piping. MP = matching piping.	<b>5472-CP</b> <b>5472-MP</b>	2990	3174	3329	3507	3799	4069	4339	4574	4867	5143	5516	6044		
			<b>OVERALL DIMENSIONS</b>			<b>SEAT DIMENSIONS</b>			<b>BACK DIMENSIONS</b>							
			<b>W</b>	<b>D</b>	<b>H</b>	<b>W</b>	<b>D</b>	<b>H</b>	<b>W</b>	<b>H</b>						
			IN 51	29	30.5	42	19.5	18	41	11.5						
			MM 1295	737	775	1067	495	457	1041	292						
		<b>RTA 00</b>	1 per carton													
 <p><b>Three Seat Sofa w/Wood Legs</b> COM: 7.5 YD   6.86 M Unit weight: 95 LB   43.2 KG Carton weight: 110 LB   49.9 KG Carton volume: 50.25 FT³   1.42 MT³</p>	No piping.	<b>5473</b>	3619	3859	4062	4294	4677	5029	5382	5689	6072	6432	6919	7609		
			<b>OVERALL DIMENSIONS</b>			<b>SEAT DIMENSIONS</b>			<b>BACK DIMENSIONS</b>							
			<b>W</b>	<b>D</b>	<b>H</b>	<b>W</b>	<b>D</b>	<b>H</b>	<b>W</b>	<b>H</b>						
			IN 71	29	30.5	63	19.5	18	62	11.5						
			MM 1803	737	775	1600	495	457	1575	292						
		<b>RTA 00</b>	1 per carton													
 <p><b>Three Seat Sofa w/Wood Legs</b> COM: 7.5 YD   6.86 M Unit weight: 95 LB   43.2 KG Carton weight: 110 LB   49.9 KG Carton volume: 50.25 FT³   1.42 MT³</p>	CP = contrast piping. MP = matching piping.	<b>5473-CP</b> <b>5473-MP</b>	3847	4087	4289	4521	4903	5255	5607	5914	6296	6656	7143	7832		
			<b>OVERALL DIMENSIONS</b>			<b>SEAT DIMENSIONS</b>			<b>BACK DIMENSIONS</b>							
			<b>W</b>	<b>D</b>	<b>H</b>	<b>W</b>	<b>D</b>	<b>H</b>	<b>W</b>	<b>H</b>						
			IN 71	29	30.5	63	19.5	18	62	11.5						
			MM 1803	737	775	1600	495	457	1575	292						
		<b>RTA 00</b>	1 per carton													
 <p><b>Coffee Table - 22" x 48" Rectangle w/Wood Legs</b> COM: N/A Unit weight: 32 LB   14.5 KG Carton weight: 40 LB   18.14 KG Carton volume: 4 FT³   0.11 MT³</p>			List price													
			<b>5474-LP</b>	1508												
			<b>5474-HP</b>	1618												
			<b>5474-W</b>	1948												
			LP = Laminate top    HP = High pressure laminate top    W = Wood top													
<b>OVERALL DIMENSIONS</b>			<b>SEAT DIMENSIONS</b>			<b>BACK DIMENSIONS</b>										
<b>W</b>	<b>D</b>	<b>H</b>	<b>W</b>	<b>D</b>	<b>H</b>	<b>W</b>	<b>H</b>									
IN 22	48	17.5	-	-	-	-	-									
MM 559	1219	445	-	-	-	-	-									
		<b>RTA 6</b>	1 per carton													

DESCRIPTION FEATURES MODEL# STANDARD TEXTILE GRADES



**End Table - 21" x 21" Square w/Wood Legs**  
 COM: N/A  
 Unit weight: 17 LB | 7.7 KG  
 Carton weight: 20 LB | 9.07 KG  
 Carton volume: 19.25 FT<sup>3</sup> | 0.05 MT<sup>3</sup>

List price							
5475-LP	1124						
5475-HP	1232						
5475-W	1366						
LP = Laminate top HP = High pressure laminate top W = Wood top							
OVERALL DIMENSIONS			SEAT DIMENSIONS			BACK DIMENSIONS	
W	D	H	W	D	H	W	H
IN 21	21	17.5	-	-	-	-	-
MM 533	533	445	-	-	-	-	-
<b>RTA 8</b>		1 per carton					




**Coffee Table - 24" Round w/Wood Legs**  
 COM: N/A  
 Unit weight: 18 LB | 8.2 KG  
 Carton weight: 21 LB | 9.53 KG  
 Carton volume: 2.1 FT<sup>3</sup> | 0.05 MT<sup>3</sup>

List price							
5476-LP	1152						
5476-HP	1262						
5476-W	1478						
LP = Laminate top HP = High pressure laminate top W = Wood top							
OVERALL DIMENSIONS			SEAT DIMENSIONS			BACK DIMENSIONS	
W	D	H	W	D	H	W	H
IN 24	24	17.5	-	-	-	-	-
MM 610	610	445	-	-	-	-	-
<b>RTA 8</b>		1 per carton					



**Coffee Table - 32" Round w/Wood Legs**  
 COM: N/A  
 Unit weight: 27 LB | 12.3 KG  
 Carton weight: 35 LB | 15.88 KG  
 Carton volume: 4.4 FT<sup>3</sup> | 0.12 MT<sup>3</sup>

List price							
5477-LP	1750						
5477-HP	1860						
5477-W	2221						
LP = Laminate top HP = High pressure laminate top W = Wood top							
OVERALL DIMENSIONS			SEAT DIMENSIONS			BACK DIMENSIONS	
W	D	H	W	D	H	W	H
IN 32	32	17.5	-	-	-	-	-
MM 813	813	445	-	-	-	-	-
<b>RTA 8</b>		1 per carton					



**Lounge Chair w/Aluminum Legs**  
 COM: 4 YD | 3.66 M  
 Unit weight: 52 LB | 23.6 KG  
 Carton weight: 62 LB | 28.12 KG  
 Carton volume: 19.25 FT<sup>3</sup> | 0.54 MT<sup>3</sup>

No piping.






	1	2	3	4	5	6	7	8	9	10	11	12
5481	1862	1990	2098	2222	2426	2614	2802	2966	3170	3362	3622	3990
OVERALL DIMENSIONS			SEAT DIMENSIONS			BACK DIMENSIONS						
W	D	H	W	D	H	W	H					
IN 29.5	29	30.5	21	19.5	18	20	11.5					
MM 749	737	775	533	495	457	508	292					
<b>RTA 00</b>		1 per carton										



**Lounge Chair w/Aluminum Legs**  
 COM: 4 YD | 3.66 M  
 Unit weight: 52 LB | 23.6 KG  
 Carton weight: 62 LB | 28.12 KG  
 Carton volume: 19.25 FT<sup>3</sup> | 0.54 MT<sup>3</sup>

CP = contrast piping.  
 MP = matching piping.

	1	2	3	4	5	6	7	8	9	10	11	12
5481-CP	2004	2132	2239	2363	2567	2754	2942	3105	3309	3500	3760	4127
5481-MP	1862	1990	2098	2222	2426	2614	2802	2966	3170	3362	3622	3990
OVERALL DIMENSIONS			SEAT DIMENSIONS			BACK DIMENSIONS						
W	D	H	W	D	H	W	H					
IN 29.5	29	30.5	21	19.5	18	20	11.5					
MM 749	737	775	533	495	457	508	292					
<b>RTA 00</b>		1 per carton										

DESCRIPTION	FEATURES	MODEL#	STANDARD TEXTILE GRADES														
			1	2	3	4	5	6	7	8	9	10	11	12			
 <p><b>Two Seat Sofa w/Aluminum Legs</b> COM: 5.75 YD   5.26 M Unit weight: 74 LB   33.6 KG Carton weight: 86 LB   39.01 KG Carton volume: 36 FT³   1.01 MT³</p>	No piping.	<b>5482</b>	2675	2859	3014	3193	3486	3756	4026	4262	4555	4831	5205	5734			
			OVERALL DIMENSIONS			SEAT DIMENSIONS			BACK DIMENSIONS								
			W	D	H	W	D	H	W	H							
			IN 51	29	30.5	42	19.5	18	41	11.5							
			MM 1295	737	775	1067	495	457	1041	292							
		<b>RTA 00</b>	1 per carton														
 <p><b>Two Seat Sofa w/Aluminum Legs</b> COM: 5.75 YD   5.26 M Unit weight: 74 LB   33.6 KG Carton weight: 86 LB   39.01 KG Carton volume: 36 FT³   1.01 MT³</p>	CP = contrast piping. MP = matching piping.	<b>5482-CP</b> <b>5482-MP</b>	2861	3045	3200	3378	3670	3940	4210	4445	4738	5014	5387	5915			
			2675	2859	3014	3193	3486	3756	4026	4262	4555	4831	5205	5734			
			OVERALL DIMENSIONS			SEAT DIMENSIONS			BACK DIMENSIONS								
			W	D	H	W	D	H	W	H							
			IN 51	29	30.5	42	19.5	18	41	11.5							
MM 1295	737	775	1067	495	457	1041	292										
		<b>RTA 00</b>	1 per carton														
 <p><b>Three Seat Sofa w/Aluminum Legs</b> COM: 7.5 YD   6.86 M Unit weight: 97 LB   44.1 KG Carton weight: 112 LB   50.8 KG Carton volume: 50.25 FT³   1.42 MT³</p>	No piping.	<b>5483</b>	3490	3730	3933	4165	4548	4900	5253	5560	5943	6303	6790	7480			
			OVERALL DIMENSIONS			SEAT DIMENSIONS			BACK DIMENSIONS								
			W	D	H	W	D	H	W	H							
			IN 71	29	30.5	63	19.5	18	62	11.5							
			MM 1803	737	775	1600	495	457	1575	292							
		<b>RTA 00</b>	1 per carton														
 <p><b>Three Seat Sofa w/Aluminum Legs</b> COM: 7.5 YD   6.86 M Unit weight: 97 LB   44.1 KG Carton weight: 112 LB   50.8 KG Carton volume: 50.25 FT³   1.42 MT³</p>	CP = contrast piping. MP = matching piping.	<b>5483-CP</b> <b>5483-MP</b>	3717	3957	4159	4391	4773	5125	5477	5784	6166	6526	7013	7702			
			3490	3730	3933	4165	4548	4900	5253	5560	5943	6303	6790	7480			
			OVERALL DIMENSIONS			SEAT DIMENSIONS			BACK DIMENSIONS								
			W	D	H	W	D	H	W	H							
			IN 71	29	30.5	63	19.5	18	62	11.5							
MM 1803	737	775	1600	495	457	1575	292										
		<b>RTA 00</b>	1 per carton														
 <p><b>Coffee Table - 22" x 48" Rectangle w/Aluminum Legs</b> COM: N/A Unit weight: 38 LB   17.3 KG Carton weight: 46 LB   20.87 KG Carton volume: 4 FT³   0.11 MT³</p>			List price														
			<b>5484-LP</b>	1606													
			<b>5484-HP</b>	1717													
			<b>5484-W</b>	2047													
			LP = Laminate top    HP = High pressure laminate top    W = Wood top														
OVERALL DIMENSIONS			SEAT DIMENSIONS			BACK DIMENSIONS											
W	D	H	W	D	H	W	H										
IN 22	48	17.5	19.5	18	20	11.5											
MM 559	1219	445	533	495	457	508	292										
		<b>RTA 6</b>	1 per carton														



DESCRIPTION FEATURES MODEL# STANDARD TEXTILE GRADES



**End Table - 21" x 21" Square w/Aluminum Legs**

COM: N/A  
 Unit weight: 23 LB | 10.5 KG  
 Carton weight: 26 LB | 11.79 KG  
 Carton volume: 2.1 FT³ | 0.05 MT³


List price								
<b>5485-LP</b>		1222						
<b>5485-HP</b>		1332						
<b>5485-W</b>		1465						
LP = Laminate top HP = High pressure laminate top W = Wood top								
OVERALL DIMENSIONS			SEAT DIMENSIONS			BACK DIMENSIONS		
W	D	H	W	D	H	W	D	H
IN 21	21	17.5	-	-	-	-	-	-
MM 533	533	445	-	-	-	-	-	-
<b>RTA 8</b>		1 per carton						



**End Table - 24" Round w/Aluminum Legs**

COM: N/A  
 Unit weight: 24 LB | 10.9 KG  
 Carton weight: 27 LB | 12.25 KG  
 Carton volume: 2.1 FT³ | 0.05 MT³

List price								
<b>5486-LP</b>		1252						
<b>5486-HP</b>		1361						
<b>5486-W</b>		1577						
LP = Laminate top HP = High pressure laminate top W = Wood top								
OVERALL DIMENSIONS			SEAT DIMENSIONS			BACK DIMENSIONS		
W	D	H	W	D	H	W	D	H
IN 24	24	17.5	-	-	-	-	-	-
MM 610	610	445	-	-	-	-	-	-
<b>RTA 8</b>		1 per carton						



**Coffee Table - 32" Round w/Aluminum Legs**

COM: N/A  
 Unit weight: 33 LB | 15 KG  
 Carton weight: 41 LB | 18.6 KG  
 Carton volume: 4.4 FT³ | 0.12 MT³

List price								
<b>5487-LP</b>		1848						
<b>5487-HP</b>		1959						
<b>5487-W</b>		2319						
LP = Laminate top HP = High pressure laminate top W = Wood top								
OVERALL DIMENSIONS			SEAT DIMENSIONS			BACK DIMENSIONS		
W	D	H	W	D	H	W	D	H
IN 32	32	17.5	-	-	-	-	-	-
MM 813	813	445	-	-	-	-	-	-
<b>RTA 8</b>		1 per carton						

CITI



model 7875RTL

model 7889



Citi Modular Group & Tables - shown in Tungsten

Leg options



5" tubular metal leg (shown in Tungsten finish)



5" tapered, softened edge, wood leg (shown in Maple finish)

STANDARD FEATURES

- Fully upholstered contemporary design, complements the timeless decor of many offices. Proportions are compact, 31" deep, work well in public spaces.
- All models have fixed, non-removable cushions.
- Arm height on all models is 25".
- Casters are not available on this series.
- Citi seat and table legs are 5" high tubular metal, standard in a Tungsten finish.
- Citi table tops are available in either tempered glass or laminate.
- Tablets are made from thermally fused laminate, 0.75" thick. Tablet arms measure 12"D x 16.5"W. Available right hand seated (RT), left hand seated (LT) or both right and left hand (LRT).
- Laminate tables and tablets are offered in the following finishes: Absolute Acajou (ACJ), Asian Night (ASN), Avant Cherry (AWC), Avant Honey (AWH), Black (BLK), Blizzard (BZD), Brushed Cobalt (BRC), Clear Maple (CMB), Custom Grey (CGY), Dark Espresso (DES), Designer White (DWT), Fashionista (FAS), First Class (FCL), Noce Biondo (NBL), Noce Grigio (NGL), Noce Leggero (NEL), Noce Medio (NML), Quartered Mahogany (QTM), Sheer Beauty (SBY), Stonedust (SDT), Storm Grey (SOG), Walnut Heights (WHE), White Chocolate (WHC) and Winter Cherry (WCR). Please specify.










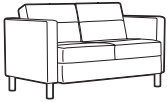

- Ganging brackets (#7892) are sold separately. Ganging brackets are to be used on armless seating if interconnection to another armless seating unit is required. Bench and ottomans only gang to other benches/ottomans, cannot gang with seating units. Brackets come with a template for installation.
- Upholstery options: fabric, vinyl or leather. Vinyl and leather models may feature stitch detail across the seat and/or back cushions, if applicable.




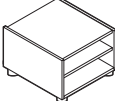

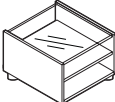

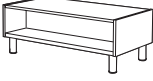

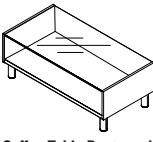

OPTIONAL FEATURES

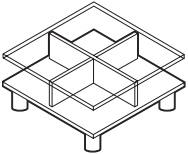




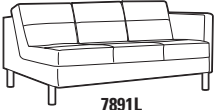
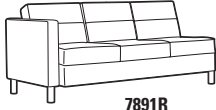

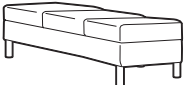
- For highly resilient, high density Ultracell foam on seat, please specify (UC) after the model number. One seater add \$99. Two seater add \$197. Three seater add \$295.
- Leg options:**
  - (MTL) Metal legs  
For metal leg finish options, please see page 378. For Chrome (CHM) finish, add \$68.
  - (WDL) Wood legs  
Non-cylindrical wood legs available in the following finishes. Add \$300.
 

(AAM) Absolute	(MWM) Medium Walnut
(BKM) Black	(NLW) Natural Walnut
(CJM) Charcoal Java	(ASM) Night
(ACM) Cherry	(NBM) Noce Biondo
(EMM) Empire Mahogany	(NGM) Noce Grigio
(EOM) English Oak	(NEM) Noce Leggero
(ECM) Espresso Cafe	(NMM) Noce Medio
(TFM) Fruitwood	(SBM) Sandy Beach
(HGM) Gray	(SKM) Shaker Cherry
(HOM) Harvest Oak	(SOM) Silver Oak
(AHM) Honey	(TWM) Walnut
(JOM) Jet Onyx	(WTM) WC Cream
(LHM) Light Honey	(WHM) White
(TMM) Mahogany	(WCM) Winter Cherry
(AVM) Maple	
- Glide type** (wood legs only)
  - (NM) White non-marking nylon for most surfaces (standard)
  - (SG) steel cushioned glides for carpeted surfaces. Add \$17.
  - (RG) non-slip rubber glides for most hard floor surfaces. Add \$22.
  - (FG) felt glides for most hard floor surfaces. Add \$22.
- Table legs are available in Black (TBL), or Tungsten (TTU), please specify. For Chrome (CHM) finish. Add \$68.
- If you would like fabric/vinyl on the shell of a chair with leather seat + back cushions, please submit a [multi fabric form](#) (multi fabric grade will apply). Please note: the reverse is not available (leather on the shell of the chair with fabric/vinyl seat + back cushions).

DESCRIPTION	FEATURES	MODEL#	STANDARD TEXTILE GRADES													
			1	2	3	4	5	6	7	8	9	10	11	12		
 <p><b>Corner Seat</b> COM: 6.25 YD   5.72 M Unit weight: 65 LB   29.5 KG Carton weight: 75 LB   34.02 KG Carton volume: 30.25 FT<sup>3</sup>   0.85 MT<sup>3</sup></p>	Ganging hardware not included.  Armless side(s) can be equipped with ganging brackets, model 7892.	7862	-	-	-	-	1577	1871	2165	2421	2740	3040	3446	4021		
			<b>OVERALL DIMENSIONS</b>			<b>SEAT DIMENSIONS</b>			<b>BACK DIMENSIONS</b>							
			<b>W</b>	<b>D</b>	<b>H</b>	<b>W</b>	<b>D</b>	<b>H</b>	<b>W</b>	<b>H</b>						
			IN 37	37	31	26	26	17.5	26	13.5						
MM 940	940	787	660	660	445	660	343									
		<b>RTA 00</b>	1 per carton													
 <p><b>Lounge Chair</b> COM: 4.5 YD   4.11 M Unit weight: 57 LB   25.9 KG Carton weight: 67 LB   30.39 KG Carton volume: 21 FT<sup>3</sup>   0.59 MT<sup>3</sup></p>	Freestanding unit only.	7875	-	-	-	-	1124	1335	1548	1731	1962	2178	2469	2883		
			<b>OVERALL DIMENSIONS</b>			<b>SEAT DIMENSIONS</b>			<b>BACK DIMENSIONS</b>							
			<b>W</b>	<b>D</b>	<b>H</b>	<b>W</b>	<b>D</b>	<b>H</b>	<b>W</b>	<b>H</b>						
			IN 30	31	30	22	19.5	17.5	22	12.5						
MM 762	787	762	559	495	445	559	318									
		<b>RTA 00</b>	1 per carton													

DESCRIPTION	FEATURES	MODEL#	STANDARD TEXTILE GRADES											
			1	2	3	4	5	6	7	8	9	10	11	12
 <b>7875LTL</b>  <b>7875RTL</b> <b>Lounge Chair w/Laminated Tablet</b> COM: 4.5 YD   4.11 M Unit weight: 65 LB   29.5 KG Carton weight: 75 LB   34.02 KG Carton volume: 22.5 FT³   0.63 MT³	Freestanding unit only.	<b>7875LTL</b> 7875RTL	-	-	-	-	1536	1747	1960	2143	2374	2590	2881	3295
		<b>OVERALL DIMENSIONS</b>			<b>SEAT DIMENSIONS</b>			<b>BACK DIMENSIONS</b>						
		<b>W</b>	<b>D</b>	<b>H</b>	<b>W</b>	<b>D</b>	<b>H</b>	<b>W</b>	<b>H</b>					
		IN 31.5 MM 800	33.5 851	30 762	22 559	19.5 495	17.5 445	22 559	12.5 318					
		<b>RTA 00</b>			1 per carton									
 <b>Ganging Bracket Kit</b> COM: N/A Unit weight: 0.25 LB   0.1 KG Carton weight: 0.25 LB   0.11 KG Carton volume: 0.02 FT³   0.0003 MT³	Kit includes 2 brackets, 4 screws and a template. Only one set is needed per unit.	<b>7892</b>	List price											
		<b>7892</b>	17											
		<b>OVERALL DIMENSIONS</b>			<b>SEAT DIMENSIONS</b>			<b>BACK DIMENSIONS</b>						
		<b>W</b>	<b>D</b>	<b>H</b>	<b>W</b>	<b>D</b>	<b>H</b>	<b>W</b>	<b>H</b>					
		IN 0.5 MM 13	3.87 98	2 51	-	-	-	-	-					
<b>RTA 00</b>			courier											
 <b>Lounge Chair - Armless</b> COM: 3 YD   2.74 M Unit weight: 39 LB   17.7 KG Carton weight: 45 LB   20.41 KG Carton volume: 15.5 FT³   0.43 MT³	Ganging hardware not included.  Armless side(s) can be equipped with ganging brackets, model 7892.	<b>7895</b>	-	-	-	-	1124	1265	1407	1529	1683	1827	2021	2297
		<b>OVERALL DIMENSIONS</b>			<b>SEAT DIMENSIONS</b>			<b>BACK DIMENSIONS</b>						
		<b>W</b>	<b>D</b>	<b>H</b>	<b>W</b>	<b>D</b>	<b>H</b>	<b>W</b>	<b>H</b>					
		IN 22 MM 559	31 787	30.75 781	22 559	18.5 470	17.5 445	22 559	12.5 318					
		<b>RTA 00</b>			1 per carton									
 <b>Two Seat Sofa</b> COM: 6.25 YD   5.72 M Unit weight: 113 LB   51.4 KG Carton weight: 125 LB   56.7 KG Carton volume: 36 FT³   1.01 MT³	Freestanding unit only.	<b>7876</b>	-	-	-	-	1577	1871	2165	2421	2740	3040	3446	4021
		<b>OVERALL DIMENSIONS</b>			<b>SEAT DIMENSIONS</b>			<b>BACK DIMENSIONS</b>						
		<b>W</b>	<b>D</b>	<b>H</b>	<b>W</b>	<b>D</b>	<b>H</b>	<b>W</b>	<b>H</b>					
		IN 51.25 MM 1302	31 787	30 762	43.25 1099	19.5 495	17.5 445	43.25 1099	12.5 318					
		<b>RTA 00</b>			1 per carton									
 <b>Two Seat Sofa - Armless</b> COM: 5 YD   4.57 M Unit weight: 81 LB   36.8 KG Carton weight: 93 LB   42.18 KG Carton volume: 36 FT³   1.01 MT³	Ganging hardware not included.  Armless side(s) can be equipped with ganging brackets, model 7892.	<b>7896</b>	-	-	-	-	1577	1812	2047	2252	2507	2747	3072	3532
		<b>OVERALL DIMENSIONS</b>			<b>SEAT DIMENSIONS</b>			<b>BACK DIMENSIONS</b>						
		<b>W</b>	<b>D</b>	<b>H</b>	<b>W</b>	<b>D</b>	<b>H</b>	<b>W</b>	<b>H</b>					
		IN 43.25 MM 1099	31 787	30.75 781	43.25 1099	19.5 495	17.5 445	43.25 1099	13.25 337					
		<b>RTA 00</b>			1 per carton									
 <b>Three Seat Sofa</b> COM: 8.75 YD   8 M Unit weight: 149 LB   67.7 KG Carton weight: 163 LB   73.94 KG Carton volume: 50.25 FT³   1.42 MT³	Freestanding unit only.	<b>7877</b>	-	-	-	-	2032	2444	2855	3214	3660	4080	4649	5454
		<b>OVERALL DIMENSIONS</b>			<b>SEAT DIMENSIONS</b>			<b>BACK DIMENSIONS</b>						
		<b>W</b>	<b>D</b>	<b>H</b>	<b>W</b>	<b>D</b>	<b>H</b>	<b>W</b>	<b>H</b>					
		IN 72.5 MM 1842	31 787	30 762	64.5 1638	19.5 495	17.5 445	64.5 1638	12.5 318					
		<b>RTA 00</b>			1 per carton									

DESCRIPTION	FEATURES	MODEL#	STANDARD TEXTILE GRADES											
			1	2	3	4	5	6	7	8	9	10	11	12
 <p><b>Three Seat Sofa - Armless</b>                      COM: 7.25 YD   6.63 M                      Unit weight: 117 LB   53.2 KG                      Carton weight: 131 LB   59.42 KG                      Carton volume: 50.25 FT<sup>3</sup>   1.42 MT<sup>3</sup></p>	<p>Ganging hardware not included.</p> <p>Armless side(s) can be equipped with ganging brackets, model 7892.</p>	7897	-	-	-	-	2032	2373	2714	3011	3381	3729	4200	4867
			<b>OVERALL DIMENSIONS</b>			<b>SEAT DIMENSIONS</b>			<b>BACK DIMENSIONS</b>					
			W	D	H	W	D	H	W	H				
			IN 64.5	31	30.75	64.5	19.5	17.5	64.5	13.25				
			MM 1638	787	781	1638	495	445	1638	337				
			<b>RTA 00</b>	1 per carton										
 <p><b>Ottoman</b>                      COM: 1.5 YD   1.37 M                      Unit weight: 23 LB   10.5 KG                      Carton weight: 27 LB   12.25 KG                      Carton volume: 7.5 FT<sup>3</sup>   0.21 MT<sup>3</sup></p>	<p>Ganging hardware not included.</p> <p>Side(s) can be equipped with ganging brackets, model 7892. Does not gang to seating units.</p>	7879	-	-	-	-	562	633	703	765	841	913	1011	1149
			<b>OVERALL DIMENSIONS</b>			<b>SEAT DIMENSIONS</b>			<b>BACK DIMENSIONS</b>					
			W	D	H	W	D	H	W	H				
			IN 22	22	17	-	-	-	-	-				
			MM 559	559	432	-	-	-	-	-				
			<b>RTA 00</b>		1 per carton									
			List price											
			7885	715										
 <p><b>End Table - Laminate Top</b>                      COM: N/A                      Unit weight: 45 LB   20.5 KG                      Carton weight: 53 LB   24.04 KG                      Carton volume: 6 FT<sup>3</sup>   0.16 MT<sup>3</sup></p>		7885	-	-	-	-	-	-	-	-	-	-	-	
			<b>OVERALL DIMENSIONS</b>			<b>SEAT DIMENSIONS</b>			<b>BACK DIMENSIONS</b>					
			W	D	H	W	D	H	W	H				
			IN 20	24	20	-	-	-	-	-				
			MM 508	610	508	-	-	-	-	-				
			<b>RTA 1</b>		1 per carton									
			List price											
			7886	934										
 <p><b>End Table - Glass Top</b>                      COM: N/A                      Unit weight: 52 LB   23.6 KG                      Carton weight: 60 LB   27.22 KG                      Carton volume: 6 FT<sup>3</sup>   0.16 MT<sup>3</sup></p>		7886	-	-	-	-	-	-	-	-	-	-	-	
			<b>OVERALL DIMENSIONS</b>			<b>SEAT DIMENSIONS</b>			<b>BACK DIMENSIONS</b>					
			W	D	H	W	D	H	W	H				
			IN 20	24	20	-	-	-	-	-				
			MM 508	610	508	-	-	-	-	-				
			<b>RTA 1</b>		1 per carton									
			List price											
			7887	747										
 <p><b>Coffee Table Rectangular - Laminate top</b>                      COM: N/A                      Unit weight: 50 LB   22.7 KG                      Carton weight: 60 LB   27.22 KG                      Carton volume: 6.5 FT<sup>3</sup>   0.18 MT<sup>3</sup></p>		7887	-	-	-	-	-	-	-	-	-	-	-	
			<b>OVERALL DIMENSIONS</b>			<b>SEAT DIMENSIONS</b>			<b>BACK DIMENSIONS</b>					
			W	D	H	W	D	H	W	H				
			IN 40	20	15	-	-	-	-	-				
			MM 1016	508	381	-	-	-	-	-				
			<b>RTA 1</b>		1 per carton									
			List price											
			7888	1079										
 <p><b>Coffee Table Rectangular - Glass Top</b>                      COM: N/A                      Unit weight: 65 LB   29.5 KG                      Carton weight: 75 LB   34.02 KG                      Carton volume: 6.5 FT<sup>3</sup>   0.18 MT<sup>3</sup></p>		7888	-	-	-	-	-	-	-	-	-	-	-	
			<b>OVERALL DIMENSIONS</b>			<b>SEAT DIMENSIONS</b>			<b>BACK DIMENSIONS</b>					
			W	D	H	W	D	H	W	H				
			IN 40	20	15	-	-	-	-	-				
			MM 1016	508	381	-	-	-	-	-				
			<b>RTA 1</b>		1 per carton									

DESCRIPTION	FEATURES	MODEL#	STANDARD TEXTILE GRADES											
 <p><b>Coffee Table Square</b> COM: N/A Unit weight: 80 LB   36.4 KG Carton weight: 90 LB   40.82 KG Carton volume: 8.75 FT³   0.24 MT³</p>		<b>7889</b> Glass top	List price											
			1283											
			RTA 1 1 per carton											
			<b>OVERALL DIMENSIONS</b>			<b>SEAT DIMENSIONS</b>			<b>BACK DIMENSIONS</b>					
			<b>W</b>	<b>D</b>	<b>H</b>	<b>W</b>	<b>D</b>	<b>H</b>	<b>W</b>	<b>H</b>				
			IN 33	33	15	-	-	-	-	-				
			MM 838	838	381	-	-	-	-	-				
 <p><b>7901L</b></p> <p><b>Lounge Chair - One Arm</b> COM: 4 YD   3.66 M Unit weight: 55 LB   25 KG Carton weight: 65 LB   29.48 KG Carton volume: 21 FT³   0.59 MT³</p>	 <p><b>7901R</b></p> <p>Ganging hardware not included. Armless side can be equipped with ganging brackets, model 7892.</p>	<b>7901L</b> 7901R	1 2 3 4 5 6 7 8 9 10 11 12											
			- - - - 1124 1313 1500 1665 1868 2060 2321 2689											
			RTA 00 1 per carton											
			<b>OVERALL DIMENSIONS</b>			<b>SEAT DIMENSIONS</b>			<b>BACK DIMENSIONS</b>					
			<b>W</b>	<b>D</b>	<b>H</b>	<b>W</b>	<b>D</b>	<b>H</b>	<b>W</b>	<b>H</b>				
			IN 26	31	30	22	19.5	17.5	22	12.5				
			MM 660	787	762	559	495	445	559	318				
 <p><b>7890L</b></p> <p><b>Two Seat Sofa - One Arm</b> COM: 5.25 YD   4.8 M Unit weight: 95 LB   43.2 KG Carton weight: 107 LB   48.53 KG Carton volume: 36 FT³   1.01 MT³</p>	 <p><b>7890R</b></p> <p>Ganging hardware not included. Armless side can be equipped with ganging brackets, model 7892.</p>	<b>7890L</b> 7890R	1 2 3 4 5 6 7 8 9 10 11 12											
			- - - - 1577 1824 2071 2286 2554 2806 3147 3630											
			RTA 00 1 per carton											
			<b>OVERALL DIMENSIONS</b>			<b>SEAT DIMENSIONS</b>			<b>BACK DIMENSIONS</b>					
			<b>W</b>	<b>D</b>	<b>H</b>	<b>W</b>	<b>D</b>	<b>H</b>	<b>W</b>	<b>H</b>				
			IN 47.25	31	30.75	43.25	19.5	17.5	43.25	13.25				
			MM 1200	787	781	1099	495	445	1099	337				
 <p><b>7891L</b></p> <p><b>Three Seat Sofa - One Arm</b> COM: 7.25 YD   6.63 M Unit weight: 124 LB   56.4 KG Carton weight: 138 LB   62.6 KG Carton volume: 50.25 FT³   1.42 MT³</p>	 <p><b>7891R</b></p> <p>Ganging hardware not included. Armless side can be equipped with ganging brackets, model 7892.</p>	<b>7891L</b> 7891R	1 2 3 4 5 6 7 8 9 10 11 12											
			- - - - 2032 2373 2714 3011 3381 3729 4200 4867											
			RTA 00 1 per carton											
			<b>OVERALL DIMENSIONS</b>			<b>SEAT DIMENSIONS</b>			<b>BACK DIMENSIONS</b>					
			<b>W</b>	<b>D</b>	<b>H</b>	<b>W</b>	<b>D</b>	<b>H</b>	<b>W</b>	<b>H</b>				
			IN 68.5	31	30.75	64.5	19.5	17.5	64.5	13.25				
			MM 1740	787	781	1638	495	445	1638	337				
 <p><b>7893</b></p> <p><b>Two Seat Bench</b> COM: 2.25 YD   2.06 M Unit weight: 36 LB   16.4 KG Carton weight: 42 LB   19.05 KG Carton volume: 11.5 FT³   0.32 MT³</p>	<p>Ganging hardware not included. Side(s) can be equipped with ganging brackets, model 7892. Does not gang to seating units.</p>	<b>7893</b>	1 2 3 4 5 6 7 8 9 10 11 12											
			- - - - 822 928 1034 1126 1241 1349 1495 1702											
			RTA 00 1 per carton											
			<b>OVERALL DIMENSIONS</b>			<b>SEAT DIMENSIONS</b>			<b>BACK DIMENSIONS</b>					
			<b>W</b>	<b>D</b>	<b>H</b>	<b>W</b>	<b>D</b>	<b>H</b>	<b>W</b>	<b>H</b>				
			IN 43	21.5	17	-	-	-	-	-				
			MM 1092	546	432	-	-	-	-	-				
 <p><b>7894</b></p> <p><b>Three Seat Bench</b> COM: 3.75 YD   3.43 M Unit weight: 54 LB   24.5 KG Carton weight: 62 LB   28.12 KG Carton volume: 16.75 FT³   0.47 MT³</p>	<p>Ganging hardware not included. Side(s) can be equipped with ganging brackets, model 7892. Does not gang to seating units.</p>	<b>7894</b>	1 2 3 4 5 6 7 8 9 10 11 12											
			- - - - 1188 1365 1541 1695 1886 2066 2310 2655											
			RTA 00 1 per carton											
			<b>OVERALL DIMENSIONS</b>			<b>SEAT DIMENSIONS</b>			<b>BACK DIMENSIONS</b>					
			<b>W</b>	<b>D</b>	<b>H</b>	<b>W</b>	<b>D</b>	<b>H</b>	<b>W</b>	<b>H</b>				
			IN 64.5	21.5	17	-	-	-	-	-				
			MM 1638	546	432	-	-	-	-	-				

CITISQUARE



model S7875LT



Sample Layout A - Models shown: S7875FUC and S7911



Sample Layout B - Models shown: S7890RFUC, S7862FUC (2), S7897FUC, S7890LFUC and S7912.

STANDARD FEATURES

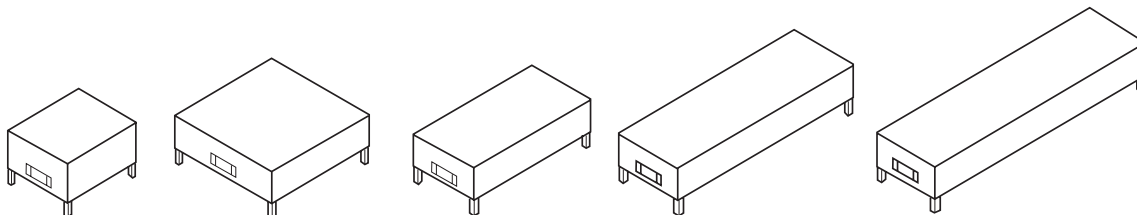
- Fully upholstered lounge series with a complete range of sectional components for all applications. Proportions are compact, 31" deep, work well in public spaces.
- All models have fixed, non-removable cushions.
- Arm height on all models is 25".
- Casters are not available on this series.
- Citi Square seat and table legs are 5" high, single-piece welded frames.
- Citi Square tables are made with high pressure laminate.
- Tables are made from thermally fused laminate, 0.75" thick. Tablet arms measure 12"D x 16.5"W. Available right hand seated (RT), left hand seated (LT) or both right and left hand (LRT).
- Laminate tables and tablets are offered in the following finishes: Absolute Acajou (ACJ), Asian Night (ASN), Avant Cherry (AWC), Avant Honey (AWH), Black (BLK), Blizzard (BZD), Brushed Cobalt (BRC), Clear Maple (CMB), Custom Grey (CGY), Dark Espresso (DES), Designer White (DWT), Fashionista (FAS), First Class (FCL), Noce Biondo (NBL), Noce Grigio (NGL), Noce Leggero (NEL), Noce Medio (NML), Quartered Mahogany (QTM), Sheer Beauty (SBY), Stonedust (SDT), Storm Grey (SOG), Walnut Heights (WHE), White Chocolate (WHC) and Winter Cherry (WCR). Please specify. Custom high pressure laminate finishes will be considered upon request.
- Ganging brackets (#7892) are sold separately. Ganging brackets are to be used on armless seating if interconnection to another armless seating unit is required. Bench and ottomans only gang to other benches/ottomans, cannot gang with seating units. Brackets come with a template for installation.
- Upholstery options: fabric, vinyl or leather. Vinyl and leather models may feature stitch detail across the seat and/or back cushions, if applicable.

OPTIONAL FEATURES

- For highly resilient, high density Ultracell foam on seat, please specify (UC) after the model number. One seater add \$99. Two seater add \$197. Three seater add \$295. Four seater add \$395.
- For leg frame finish options, please see page 378. Upcharges apply for plated finishes:
  - (CHM) Chrome. Add \$131.
  - (BCH) Brushed Chrome. Add \$246 for corner units. Add \$177 for single seat units. Add \$220 for two seat units. Add \$270 for three seat units. Add \$320 for four seat units.
  - (SBR) Satin Brass. Add \$377 for corner units. Add \$281 for single seat units. Add \$381 for two seat units. Add \$481 for three seat units. Add \$581 for four seat units.
  - (ACO) Antique Copper. Add \$377 for corner units. Add \$281 for single seat units. Add \$381 for two seat units. Add \$481 for three seat units. Add \$581 for four seat units.
- For leg frame finish options on occasional tables, please see page 378. Upcharges apply for plated finishes (see models for upcharges).
- Power/USB units are available in tables. Each unit includes two power outlets and two double USB terminals and is equipped with a 6' long three-prong power cord. The power units are available in Jet Black (J1) or White (W1). Add \$729 per unit. Please see electrical placement below for predetermined locations.
- If you would like fabric/vinyl on the shell of a chair with leather seat + back cushions, please submit a multi fabric form (multi fabric grade will apply). Please note: the reverse is not available (leather on the shell of the chair with fabric/vinyl seat + back cushions).

ELECTRICAL PLACEMENT

Coffee/End Tables: Predetermined location is on the end/side of the unit J1 (Black) or W1 (White).



DESCRIPTION

FEATURES

MODEL #

STANDARD TEXTILE GRADES



Ganging Bracket Kit

COM: N/A

Unit weight: 0.25 LB | 0.1 KG

Carton weight: 0.25 LB | 0.11 KG

Carton volume: 0.01 FT³ | 0.0003 M³

Kit includes 2 brackets, 4 screws and a template. Only one set is needed per unit.

List price

7892 17

OVERALL DIMENSIONS

	W	D	H
IN	0.5	3.87	2
MM	13	98	51

SEAT DIMENSIONS








	W	D	H
	-	-	-



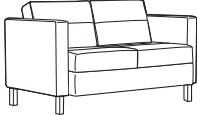
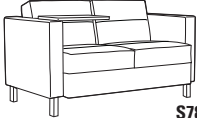

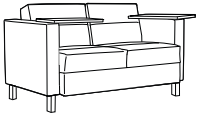

BACK DIMENSIONS

	W	H
	-	-

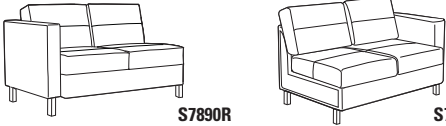
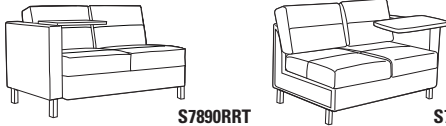

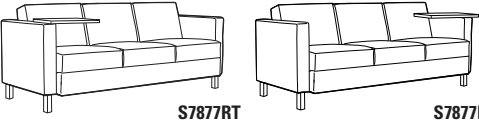
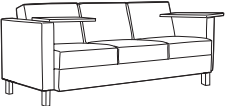
RTA 00


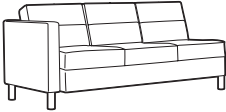
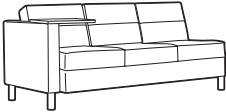
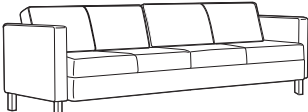
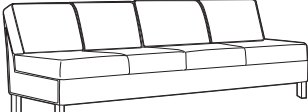
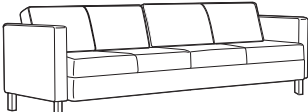
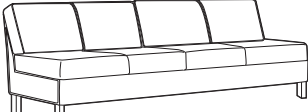


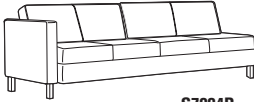
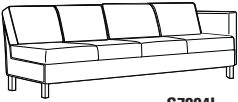
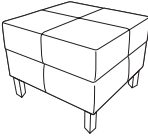


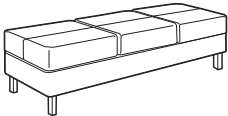
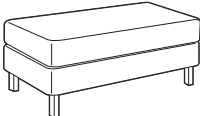
DESCRIPTION	FEATURES	MODEL#	STANDARD TEXTILE GRADES											
			1	2	3	4	5	6	7	8	9	10	11	12
 <p><b>Linking Corner Unit</b> COM: 6.25 YD   5.72 M Unit weight: 65 LB   29.5 KG Carton weight: 75 LB   34.02 KG Carton volume: 30.25 FT<sup>3</sup>   0.85 MT<sup>3</sup></p>	Ganging hardware not included.  Armless side(s) can be equipped with ganging brackets, model 7892.	<b>S7862</b>	-	-	-	-	1792	2086	2380	2636	2955	3255	3661	4236
			<b>OVERALL DIMENSIONS</b>			<b>SEAT DIMENSIONS</b>			<b>BACK DIMENSIONS</b>					
			<b>W</b>	<b>D</b>	<b>H</b>	<b>W</b>	<b>D</b>	<b>H</b>	<b>W</b>	<b>H</b>				
			IN 37	37	31	26	26	17.5	26	13.5				
			MM 940	940	787	660	660	445	660	343				
<b>RTA 00</b>	1 per carton													
 <p><b>Single Seat w/Arms</b> COM: 4.5 YD   4.11 M Unit weight: 71 LB   32.3 KG Carton weight: 81 LB   36.74 KG Carton volume: 21 FT<sup>3</sup>   0.59 MT<sup>3</sup></p>	Freestanding unit only.	<b>S7875</b>	-	-	-	-	1265	1477	1688	1873	2102	2318	2611	3025
			<b>OVERALL DIMENSIONS</b>			<b>SEAT DIMENSIONS</b>			<b>BACK DIMENSIONS</b>					
			<b>W</b>	<b>D</b>	<b>H</b>	<b>W</b>	<b>D</b>	<b>H</b>	<b>W</b>	<b>H</b>				
			IN 30	31	30	22	19.5	17.5	22	12.5				
			MM 762	787	762	559	495	445	559	318				
<b>RTA 00</b>	1 per carton													
 <p><b>S7875RT</b></p>	 <p><b>S7875LT</b></p>	<b>S7875LT</b> S7875RT	-	-	-	-	1676	1888	2099	2284	2513	2729	3022	3436
			<b>OVERALL DIMENSIONS</b>			<b>SEAT DIMENSIONS</b>			<b>BACK DIMENSIONS</b>					
			<b>W</b>	<b>D</b>	<b>H</b>	<b>W</b>	<b>D</b>	<b>H</b>	<b>W</b>	<b>H</b>				
			IN 31.5	33.5	30	22	19.5	17.5	22	12.5				
			MM 800	851	762	559	495	445	559	318				
<b>RTA 00</b>	1 per carton													
 <p><b>Armless Single Seat</b> COM: 3 YD   2.74 M Unit weight: 39 LB   17.7 KG Carton weight: 45 LB   20.41 KG Carton volume: 15.5 FT<sup>3</sup>   0.43 MT<sup>3</sup></p>	Ganging hardware not included.  Armless side(s) can be equipped with ganging brackets, model 7892.	<b>S7895</b>	-	-	-	-	1265	1406	1547	1670	1823	1967	2162	2438
			<b>OVERALL DIMENSIONS</b>			<b>SEAT DIMENSIONS</b>			<b>BACK DIMENSIONS</b>					
			<b>W</b>	<b>D</b>	<b>H</b>	<b>W</b>	<b>D</b>	<b>H</b>	<b>W</b>	<b>H</b>				
			IN 22	31	30.75	22	18.5	17.5	22	12.5				
			MM 559	787	781	559	470	445	559	318				
<b>RTA 00</b>	1 per carton													
 <p><b>S7901R</b></p>	 <p><b>S7901L</b></p>	<b>S7901L</b> S7901R	-	-	-	-	1265	1453	1641	1805	2009	2201	2461	2829
			<b>OVERALL DIMENSIONS</b>			<b>SEAT DIMENSIONS</b>			<b>BACK DIMENSIONS</b>					
			<b>W</b>	<b>D</b>	<b>H</b>	<b>W</b>	<b>D</b>	<b>H</b>	<b>W</b>	<b>H</b>				
			IN 26	31	30.75	22	19.5	17.5	22	12.5				
			MM 660	787	781	559	495	445	559	318				
<b>RTA 00</b>	1 per carton													

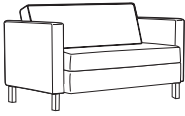


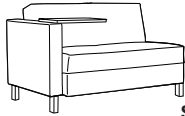


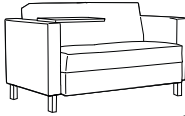
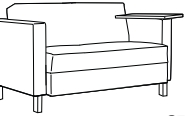
DESCRIPTION	FEATURES	MODEL#	STANDARD TEXTILE GRADES												
			1	2	3	4	5	6	7	8	9	10	11	12	
 <p><b>S7901RRT</b></p> <p><b>Single Seat w/One Arm &amp; Laminate Tablet</b>                      COM: 4 YD   3.66 M                      Unit weight: 63 LB   28.6 KG                      Carton weight: 73 LB   33.11 KG                      Carton volume: 22.5 FT³   0.63 MT³</p>	 <p><b>S7901LLT</b></p> <p>Ganging hardware not included.                       Armless side(s) can be equipped with ganging brackets, model 7892.</p>	<b>S7901LLT</b> S7901RRT	-	-	-	-	1676	1864	2052	2216	2420	2612	2872	3240	
			<b>OVERALL DIMENSIONS</b>			<b>SEAT DIMENSIONS</b>			<b>BACK DIMENSIONS</b>						
			W	D	H	W	D	H	W	H					
			IN 27.5	31	30.75	22	19.5	17.5	22	12.5					
			MM 699	787	781	559	495	445	559	318					
			<b>RTA 00</b>	1 per carton											
 <p><b>S7876</b></p> <p><b>Two Seater w/Arms</b>                      COM: 6.25 YD   5.72 M                      Unit weight: 110 LB   50 KG                      Carton weight: 122 LB   55.34 KG                      Carton volume: 36 FT³   1.01 MT³</p>	<p>Freestanding unit only.</p>	<b>S7876</b>	-	-	-	-	1792	2086	2380	2636	2955	3255	3661	4236	
			<b>OVERALL DIMENSIONS</b>			<b>SEAT DIMENSIONS</b>			<b>BACK DIMENSIONS</b>						
			W	D	H	W	D	H	W	H					
			IN 51.25	31	30	43.25	19.5	17.5	43.25	12.5					
			MM 1302	787	762	1099	495	445	1099	318					
			<b>RTA 00</b>	1 per carton											
 <p><b>S7876RT</b></p> <p><b>Two Seater w/Arms &amp; Laminate Tablet</b>                      COM: 6.25 YD   5.72 M                      Unit weight: 118 LB   53.6 KG                      Carton weight: 130 LB   58.97 KG                      Carton volume: 41.25 FT³   1.16 MT³</p>	 <p><b>S7876LT</b></p> <p>Freestanding unit only.</p>	<b>S7876LT</b> S7876RT	-	-	-	-	2202	2496	2790	3046	3365	3665	4071	4646	
			<b>OVERALL DIMENSIONS</b>			<b>SEAT DIMENSIONS</b>			<b>BACK DIMENSIONS</b>						
			W	D	H	W	D	H	W	H					
			IN 52.75	33.5	30	43.25	19.5	17.5	43.25	12.5					
			MM 1340	851	762	1099	495	445	1099	318					
			<b>RTA 00</b>	1 per carton											
 <p><b>S7876LRT</b></p> <p><b>Two Seater w/Arms &amp; Laminate Tablets</b>                      COM: 6.25 YD   5.72 M                      Unit weight: 126 LB   57.3 KG                      Carton weight: 138 LB   62.6 KG                      Carton volume: 41.25 FT³   1.16 MT³</p>	<p>Freestanding unit only.</p> <p>Left and right tablets.</p>	<b>S7876LRT</b>	-	-	-	-	2614	2908	3202	3458	3777	4077	4483	5058	
			<b>OVERALL DIMENSIONS</b>			<b>SEAT DIMENSIONS</b>			<b>BACK DIMENSIONS</b>						
			W	D	H	W	D	H	W	H					
			IN 54.25	33.5	30	43.25	19.5	17.5	43.25	12.5					
			MM 1378	851	762	1099	495	445	1099	318					
			<b>RTA 00</b>	1 per carton											
 <p><b>S7896</b></p> <p><b>Armless Two Seater</b>                      COM: 5 YD   4.57 M                      Unit weight: 78 LB   35.5 KG                      Carton weight: 90 LB   40.82 KG                      Carton volume: 36 FT³   1.01 MT³</p>	<p>Ganging hardware not included.</p> <p>Armless side(s) can be equipped with ganging brackets, model 7892.</p>	<b>S7896</b>	-	-	-	-	1792	2027	2262	2467	2722	2962	3287	3747	
			<b>OVERALL DIMENSIONS</b>			<b>SEAT DIMENSIONS</b>			<b>BACK DIMENSIONS</b>						
			W	D	H	W	D	H	W	H					
			IN 43.25	31	30.75	43.25	19.5	17.5	43.25	13.25					
			MM 1099	787	781	1099	495	445	1099	337					
			<b>RTA 00</b>	1 per carton											

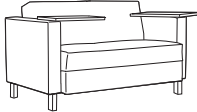
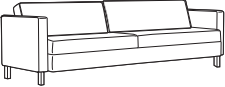
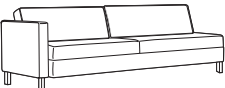
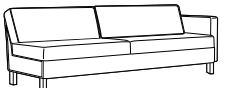
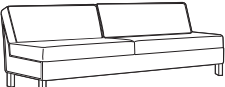
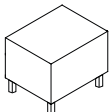


DESCRIPTION	FEATURES	MODEL#	STANDARD TEXTILE GRADES											
			1	2	3	4	5	6	7	8	9	10	11	12
 <p><b>S7890R</b>                      <b>S7890L</b></p> <p><b>Two Seater w/One Arm</b> COM: 5.25 YD   4.8 M Unit weight: 94 LB   42.7 KG Carton weight: 106 LB   48.08 KG Carton volume: 36 FT³   1.01 MT³</p>	<p>Ganging hardware not included.</p> <p>Armless side can be equipped with ganging brackets, model 7892.</p>	<b>S7890L</b> S7890R	-	-	-	-	1792	2039	2286	2501	2769	3021	3362	3845
			<b>OVERALL DIMENSIONS</b>			<b>SEAT DIMENSIONS</b>			<b>BACK DIMENSIONS</b>					
			<b>W</b>	<b>D</b>	<b>H</b>	<b>W</b>	<b>D</b>	<b>H</b>	<b>W</b>	<b>H</b>				
			IN 47.25	31	30.75	43.25	19.5	17.5	43.25	13.25				
			MM 1200	787	781	1099	495	445	1099	337				
			<b>RTA 00</b>	1 per carton										
 <p><b>S7890RRT</b>                      <b>S7890LLT</b></p> <p><b>Two Seater w/One Arm and Laminate Tablet</b> COM: 5.25 YD   4.8 M Unit weight: 102 LB   46.4 KG Carton weight: 114 LB   51.71 KG Carton volume: 41.25 FT³   1.16 MT³</p>	<p>Ganging hardware not included.</p> <p>Armless side(s) can be equipped with ganging brackets, model 7892.</p>	<b>S7890LLT</b> S7890RRT	-	-	-	-	2202	2449	2696	2911	3179	3431	3772	4255
			<b>OVERALL DIMENSIONS</b>			<b>SEAT DIMENSIONS</b>			<b>BACK DIMENSIONS</b>					
			<b>W</b>	<b>D</b>	<b>H</b>	<b>W</b>	<b>D</b>	<b>H</b>	<b>W</b>	<b>H</b>				
			IN 48.75	33.5	30.75	43.25	19.5	17.5	43.25	13.25				
			MM 1238	851	781	1099	495	445	1099	337				
			<b>RTA 00</b>	1 per carton										
 <p><b>S7877</b></p> <p><b>Three Seater w/Arms</b> COM: 8.75 YD   8 M Unit weight: 149 LB   67.7 KG Carton weight: 163 LB   73.94 KG Carton volume: 50.25 FT³   1.42 MT³</p>	<p>Freestanding unit only.</p>	<b>S7877</b>	-	-	-	-	2316	2727	3139	3497	3944	4364	4932	5737
			<b>OVERALL DIMENSIONS</b>			<b>SEAT DIMENSIONS</b>			<b>BACK DIMENSIONS</b>					
			<b>W</b>	<b>D</b>	<b>H</b>	<b>W</b>	<b>D</b>	<b>H</b>	<b>W</b>	<b>H</b>				
			IN 72.5	31	30	64.5	19.5	17.5	64.5	12.5				
			MM 1842	787	762	1638	495	445	1638	318				
			<b>RTA 00</b>	1 per carton										
 <p><b>S7877RT</b>                      <b>S7877LT</b></p> <p><b>Three Seater w/Arms and Laminate Tablet</b> COM: 8.75 YD   8 M Unit weight: 157 LB   71.4 KG Carton weight: 171 LB   77.56 KG Carton volume: 55.5 FT³   1.57 MT³</p>	<p>Freestanding unit only.</p>	<b>S7877LT</b> S7877RT	-	-	-	-	2727	3138	3550	3908	4355	4775	5343	6148
			<b>OVERALL DIMENSIONS</b>			<b>SEAT DIMENSIONS</b>			<b>BACK DIMENSIONS</b>					
			<b>W</b>	<b>D</b>	<b>H</b>	<b>W</b>	<b>D</b>	<b>H</b>	<b>W</b>	<b>H</b>				
			IN 74	33.5	30	64.5	19.5	17.5	64.5	12.5				
			MM 1880	851	762	1638	495	445	1638	318				
			<b>RTA 00</b>	1 per carton										
 <p><b>S7877LRT</b></p> <p><b>Three Seater w/Arms and Laminate Tablets</b> COM: 8.75 YD   8 M Unit weight: 165 LB   75 KG Carton weight: 179 LB   81.19 KG Carton volume: 55.5 FT³   1.57 MT³</p>	<p>Freestanding unit only.</p> <p>Left and right tablets.</p>	<b>S7877LRT</b>	-	-	-	-	3138	3549	3961	4319	4766	5186	5754	6559
			<b>OVERALL DIMENSIONS</b>			<b>SEAT DIMENSIONS</b>			<b>BACK DIMENSIONS</b>					
			<b>W</b>	<b>D</b>	<b>H</b>	<b>W</b>	<b>D</b>	<b>H</b>	<b>W</b>	<b>H</b>				
			IN 75.5	33.5	30	64.5	19.5	17.5	64.5	12.5				
			MM 1918	851	762	1638	495	445	1638	318				
			<b>RTA 00</b>	1 per carton										

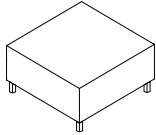
DESCRIPTION	FEATURES	MODEL#	STANDARD TEXTILE GRADES													
			1	2	3	4	5	6	7	8	9	10	11	12		
 <p><b>Armless Three Seater</b>                      COM: 8.25 YD   7.54 M                      Unit weight: 117 LB   53.2 KG                      Carton weight: 131 LB   59.42 KG                      Carton volume: 50.25 FT³   1.42 MT³</p>	Ganging hardware not included.  Armless side(s) can be equipped with ganging brackets, model 7892.	<b>S7897</b>	-	-	-	-	2316	2704	3092	3430	3851	4247	4783	5542		
			<b>OVERALL DIMENSIONS</b>			<b>SEAT DIMENSIONS</b>			<b>BACK DIMENSIONS</b>							
			<b>W</b>	<b>D</b>	<b>H</b>	<b>W</b>	<b>D</b>	<b>H</b>	<b>W</b>	<b>H</b>						
			IN 64.5 MM 1638	31 787	30.75 781	64.5 1638	19.5 495	17.5 445	64.5 1638	13.25 337						
			<b>RTA 00</b>	1 per carton												
 <p><b>S7891R</b></p>	 <p><b>S7891L</b></p>	<p><b>Three Seater w/One Arm</b>                      COM: 7.25 YD   6.63 M                      Unit weight: 133 LB   60.5 KG                      Carton weight: 147 LB   66.68 KG                      Carton volume: 50.25 FT³   1.42 MT³</p>	Ganging hardware not included.  Armless side can be equipped with ganging brackets, model 7892.	<b>S7891L</b>	-	-	-	-	2316	2657	2998	3295	3665	4013	4484	5151
					<b>OVERALL DIMENSIONS</b>			<b>SEAT DIMENSIONS</b>			<b>BACK DIMENSIONS</b>					
					<b>W</b>	<b>D</b>	<b>H</b>	<b>W</b>	<b>D</b>	<b>H</b>	<b>W</b>	<b>H</b>				
					IN 68.5 MM 1740	31 787	30.75 781	64.5 1638	19.5 495	17.5 445	64.5 1638	13.25 337				
			<b>RTA 00</b>	1 per carton												
 <p><b>S7891RRT</b></p>	 <p><b>S7891LLT</b></p>	<p><b>Three Seater w/One Arm and Laminate Tablet</b>                      COM: 7.25 YD   6.63 M                      Unit weight: 141 LB   64.1 KG                      Carton weight: 155 LB   70.31 KG                      Carton volume: 55.5 FT³   1.57 MT³</p>	Ganging hardware not included.  Armless side(s) can be equipped with ganging brackets, model 7892.	<b>S7891LLT</b>	-	-	-	-	2727	3068	3409	3706	4076	4424	4895	5562
					<b>OVERALL DIMENSIONS</b>			<b>SEAT DIMENSIONS</b>			<b>BACK DIMENSIONS</b>					
					<b>W</b>	<b>D</b>	<b>H</b>	<b>W</b>	<b>D</b>	<b>H</b>	<b>W</b>	<b>H</b>				
					IN 70 MM 1778	31 787	30.75 781	64.5 1638	19.5 495	17.5 445	64.5 1638	13.25 337				
			<b>RTA 00</b>	1 per carton												
 <p><b>S7884</b></p>	<p><b>Four Seater w/Arms</b>                      COM: 10.25 YD   9.37 M                      Unit weight: 188 LB   85.5 KG                      Carton weight: 204 LB   92.53 KG                      Carton volume: 69 FT³   1.95 MT³</p>	<b>S7884</b>	-	-	-	-	3293	3775	4257	4677	5200	5692	6358	7301		
			<b>OVERALL DIMENSIONS</b>			<b>SEAT DIMENSIONS</b>			<b>BACK DIMENSIONS</b>							
			<b>W</b>	<b>D</b>	<b>H</b>	<b>W</b>	<b>D</b>	<b>H</b>	<b>W</b>	<b>H</b>						
			IN 93.5 MM 2375	31 787	30 762	85.5 2172	19.5 495	17.5 445	85.5 2172	12.5 318						
			<b>RTA 00</b>	1 per carton												
 <p><b>S7884NA</b></p>	<p><b>Armless Four Seater</b>                      COM: 8.75 YD   8 M                      Unit weight: 156 LB   70.9 KG                      Carton weight: 172 LB   78.02 KG                      Carton volume: 61.5 FT³   1.74 MT³</p>	<b>S7884NA</b>	-	-	-	-	3293	3704	4116	4474	4921	5341	5909	6714		
			<b>OVERALL DIMENSIONS</b>			<b>SEAT DIMENSIONS</b>			<b>BACK DIMENSIONS</b>							
			<b>W</b>	<b>D</b>	<b>H</b>	<b>W</b>	<b>D</b>	<b>H</b>	<b>W</b>	<b>H</b>						
			IN 85.5 MM 2172	31 787	30.75 781	85.5 2172	19.5 495	17.5 445	85.5 2172	12.5 318						
			<b>RTA 00</b>	1 per carton												

DESCRIPTION	FEATURES	MODEL#	STANDARD TEXTILE GRADES												
			1	2	3	4	5	6	7	8	9	10	11	12	
 <p><b>S7884R</b></p> <p><b>Four Seater w/One Arm</b> COM: 9.5 YD   8.69 M Unit weight: 172 LB   78.2 KG Carton weight: 188 LB   85.28 KG Carton volume: 69 FT³   1.95 MT³</p>	 <p><b>S7884L</b></p> <p>Ganging hardware not included. Armless side can be equipped with ganging brackets, model 7892.</p>	<b>S7884L</b> S7884R	-	-	-	-	3293	3740	4186	4576	5060	5516	6134	7008	
			<b>OVERALL DIMENSIONS</b>			<b>SEAT DIMENSIONS</b>			<b>BACK DIMENSIONS</b>						
			<b>W</b>	<b>D</b>	<b>H</b>	<b>W</b>	<b>D</b>	<b>H</b>	<b>W</b>	<b>H</b>					
			IN 89.5	31	30.75	85.8	19.5	17.5	85.8	12.5					
			MM 2273	787	781	2179	495	445	2179	318					
			<b>RTA 00</b>	1 per carton											
 <p><b>Square Ottoman</b> COM: 1.5 YD   1.37 M Unit weight: 23 LB   10.5 KG Carton weight: 27 LB   12.25 KG Carton volume: 7.5 FT³   0.21 MT³</p>	<p>Ganging hardware not included. Side(s) can be equipped with ganging brackets, model 7892. Does not gang to seating units.</p>	<b>S7879</b>	-	-	-	-	704	775	845	907	983	1055	1153	1291	
			<b>OVERALL DIMENSIONS</b>			<b>SEAT DIMENSIONS</b>			<b>BACK DIMENSIONS</b>						
			<b>W</b>	<b>D</b>	<b>H</b>	<b>W</b>	<b>D</b>	<b>H</b>	<b>W</b>	<b>H</b>					
			IN 22	22	17	-	-	-	-	-					
			MM 559	559	432	-	-	-	-	-					
			<b>RTA 00</b>		1 per carton										
 <p><b>Two Seater Bench</b> COM: 2.25 YD   2.06 M Unit weight: 36 LB   16.4 KG Carton weight: 42 LB   19.05 KG Carton volume: 11.5 FT³   0.32 MT³</p>	<p>Ganging hardware not included. Side(s) can be equipped with ganging brackets, model 7892. Does not gang to seating units.</p>	<b>S7893</b>	-	-	-	-	1037	1143	1249	1341	1456	1564	1710	1917	
			<b>OVERALL DIMENSIONS</b>			<b>SEAT DIMENSIONS</b>			<b>BACK DIMENSIONS</b>						
			<b>W</b>	<b>D</b>	<b>H</b>	<b>W</b>	<b>D</b>	<b>H</b>	<b>W</b>	<b>H</b>					
			IN 43	21.5	17	-	-	-	-	-					
			MM 1092	546	432	-	-	-	-	-					
			<b>RTA 00</b>	1 per carton											
 <p><b>Three Seater Bench</b> COM: 3.75 YD   3.43 M Unit weight: 54 LB   24.5 KG Carton weight: 62 LB   28.12 KG Carton volume: 16.75 FT³   0.47 MT³</p>	<p>Ganging hardware not included. Side(s) can be equipped with ganging brackets, model 7892. Does not gang to seating units.</p>	<b>S7894</b>	-	-	-	-	1473	1649	1826	1979	2171	2351	2594	2939	
			<b>OVERALL DIMENSIONS</b>			<b>SEAT DIMENSIONS</b>			<b>BACK DIMENSIONS</b>						
			<b>W</b>	<b>D</b>	<b>H</b>	<b>W</b>	<b>D</b>	<b>H</b>	<b>W</b>	<b>H</b>					
			IN 64.5	21.5	17	-	-	-	-	-					
			MM 1638	546	432	-	-	-	-	-					
			<b>RTA 00</b>	1 per carton											
 <p><b>Two Seater Bench - Single Cushion</b> COM: 2.25 YD   2.06 M Unit weight: 36 LB   16.4 KG Carton weight: 42 LB   19.05 KG Carton volume: 11.5 FT³   0.32 MT³</p>	<p>Ganging hardware not included. Side(s) can be equipped with ganging brackets, model 7892. Does not gang to seating units.</p>	<b>S7905</b>	-	-	-	-	1037	1143	1249	1341	1456	1564	1710	1917	
			<b>OVERALL DIMENSIONS</b>			<b>SEAT DIMENSIONS</b>			<b>BACK DIMENSIONS</b>						
			<b>W</b>	<b>D</b>	<b>H</b>	<b>W</b>	<b>D</b>	<b>H</b>	<b>W</b>	<b>H</b>					
			IN 43	21.5	17	-	-	-	-	-					
			MM 1092	546	432	-	-	-	-	-					
			<b>RTA 00</b>	1 per carton											

DESCRIPTION	FEATURES	MODEL#	STANDARD TEXTILE GRADES														
			1	2	3	4	5	6	7	8	9	10	11	12			
 <p><b>Two Seater w/Arms - Single Cushion</b>                      COM: 6.5 YD   5.94 M                      Unit weight: 110 LB   50 KG                      Carton weight: 122 LB   55.34 KG                      Carton volume: 36 FT³   1.01 MT³</p>	Freestanding unit only.	<b>S7902</b>	-	-	-	-	1873	2179	2484	2751	3082	3394	3817	4415			
			OVERALL DIMENSIONS			SEAT DIMENSIONS			BACK DIMENSIONS								
			W	D	H	W	D	H	W	H							
			IN 51.25 MM 1302	31 787	30 762	43.25 1099	19.5 495	17.5 445	43.25 1099	12.5 318							
			<b>RTA 00</b>	1 per carton													
 <p><b>S7902R</b></p>  <p><b>S7902L</b></p> <p><b>Two Seater w/One Arm - Single Cushion</b>                      COM: 6.5 YD   5.94 M                      Unit weight: 102 LB   46.4 KG                      Carton weight: 114 LB   51.71 KG                      Carton volume: 36 FT³   1.01 MT³</p>	Ganging hardware not included.  Armless side can be equipped with ganging brackets, model 7892.	<b>S7902L</b> S7902R	-	-	-	-	1873	2179	2484	2751	3082	3394	3817	4415			
			OVERALL DIMENSIONS			SEAT DIMENSIONS			BACK DIMENSIONS								
			W	D	H	W	D	H	W	H							
			IN 47.25 MM 1200	31 787	30.75 781	43.25 1099	19.5 495	17.5 445	43.25 1099	13.25 337							
			<b>RTA 00</b>	1 per carton													
 <p><b>S7902RRT</b></p>  <p><b>S7902LLT</b></p> <p><b>Two Seater w/One Arm &amp; Lam. Tablet - Single Cushion</b>                      COM: 5.25 YD   4.8 M                      Unit weight: 102 LB   46.4 KG                      Carton weight: 114 LB   51.71 KG                      Carton volume: 36 FT³   1.01 MT³</p>	Ganging hardware not included.  Armless side can be equipped with ganging brackets, model 7892.	<b>S7902LLT</b> S7902RRT	-	-	-	-	2285	2532	2779	2994	3262	3514	3855	4338			
			OVERALL DIMENSIONS			SEAT DIMENSIONS			BACK DIMENSIONS								
			W	D	H	W	D	H	W	H							
			IN 48.75 MM 1238	33.5 851	30.75 781	43.25 1099	19.5 495	17.5 445	43.25 1099	13.25 337							
			<b>RTA 00</b>	1 per carton													
 <p><b>S7902NA</b></p> <p><b>Armless Two Seater - Single Cushion</b>                      COM: 4.5 YD   4.11 M                      Unit weight: 78 LB   35.5 KG                      Carton weight: 90 LB   40.82 KG                      Carton volume: 36 FT³   1.01 MT³</p>	Ganging hardware not included.  Armless side(s) can be equipped with ganging brackets, model 7892.	<b>S7902NA</b>	-	-	-	-	1873	2085	2296	2481	2710	2926	3219	3633			
			OVERALL DIMENSIONS			SEAT DIMENSIONS			BACK DIMENSIONS								
			W	D	H	W	D	H	W	H							
			IN 43.25 MM 1099	31 787	30.75 781	43.25 1099	19.5 495	17.5 445	43.25 1099	13.25 337							
			<b>RTA 00</b>	1 per carton													
 <p><b>S7902RT</b></p>  <p><b>S7902LT</b></p> <p><b>Two Seater w/Arms &amp; Lam. Tablet - Single Cushion</b>                      COM: 6.5 YD   5.94 M                      Unit weight: 118 LB   53.6 KG                      Carton weight: 130 LB   58.97 KG                      Carton volume: 41.25 FT³   1.16 MT³</p>	Freestanding unit only.	<b>S7902LT</b> S7902RT	-	-	-	-	2285	2591	2896	3163	3494	3806	4229	4827			
			OVERALL DIMENSIONS			SEAT DIMENSIONS			BACK DIMENSIONS								
			W	D	H	W	D	H	W	H							
			IN 52.75 MM 1340	33.5 851	30 762	43.25 1099	19.5 495	17.5 445	43.25 1099	12.5 318							
			<b>RTA 00</b>	1 per carton													

DESCRIPTION	FEATURES	MODEL#	STANDARD TEXTILE GRADES											
			1	2	3	4	5	6	7	8	9	10	11	12
 <p><b>Two Seater w/Arms &amp; Lam. Tablets - Single Cushion</b>                      COM: 5.25 YD   4.8 M                      Unit weight: 115 LB   52.3 KG                      Carton weight: 127 LB   57.61 KG                      Carton volume: 41.25 FT³   1.16 MT³</p>	Freestanding unit only.  Left and right tablets.	<b>S7902LRT</b>	-	-	-	-	2694	2941	3188	3403	3671	3923	4264	4747
			<b>OVERALL DIMENSIONS</b>			<b>SEAT DIMENSIONS</b>			<b>BACK DIMENSIONS</b>					
			<b>W</b>	<b>D</b>	<b>H</b>	<b>W</b>	<b>D</b>	<b>H</b>	<b>W</b>	<b>H</b>				
			IN 54.25 MM 1378	33.5 851	30 762	43.25 1099	19.5 495	17.5 445	43.25 1099	12.5 318				
		<b>RTA 00</b>	1 per carton											
 <p><b>Four Seater w/Arms - Duo Cushion</b>                      COM: 10.25 YD   9.37 M                      Unit weight: 188 LB   85.5 KG                      Carton weight: 204 LB   92.53 KG                      Carton volume: 69 FT³   1.95 MT³</p>	Freestanding unit only.	<b>S7904</b>	-	-	-	-	3323	3805	4287	4707	5230	5722	6388	7331
			<b>OVERALL DIMENSIONS</b>			<b>SEAT DIMENSIONS</b>			<b>BACK DIMENSIONS</b>					
			<b>W</b>	<b>D</b>	<b>H</b>	<b>W</b>	<b>D</b>	<b>H</b>	<b>W</b>	<b>H</b>				
			IN 93.5 MM 2375	31 787	30 762	85.5 2172	19.5 495	17.5 445	85.5 2172	12.5 318				
		<b>RTA 00</b>	1 per carton											
  <p><b>Four Seater w/One Arm - Duo Cushion</b>                      COM: 9.5 YD   8.69 M                      Unit weight: 172 LB   78.2 KG                      Carton weight: 188 LB   85.29 KG                      Carton volume: 61.5 FT³   1.74 MT³</p>	Ganging hardware not included.  Armless side can be equipped with ganging brackets, model 7892.	<b>S7904L</b> S7904R	-	-	-	-	3323	3770	4216	4606	5090	5546	6164	7038
			<b>OVERALL DIMENSIONS</b>			<b>SEAT DIMENSIONS</b>			<b>BACK DIMENSIONS</b>					
			<b>W</b>	<b>D</b>	<b>H</b>	<b>W</b>	<b>D</b>	<b>H</b>	<b>W</b>	<b>H</b>				
			IN 89.5 MM 2273	31 787	30.75 781	85.5 2273	19.5 495	17.5 445	89.5 2273	12.5 318				
		<b>RTA 00</b>	1 per carton											
 <p><b>Armless Four Seater - Duo Cushion</b>                      COM: 8.75 YD   8 M                      Unit weight: 156 LB   70.9 KG                      Carton weight: 172 LB   78.02 KG                      Carton volume: 61.5 FT³   1.74 MT³</p>	Ganging hardware not included.  Armless side(s) can be equipped with ganging brackets, model 7892.	<b>S7904NA</b>	-	-	-	-	3323	3734	4146	4504	4951	5371	5939	6744
			<b>OVERALL DIMENSIONS</b>			<b>SEAT DIMENSIONS</b>			<b>BACK DIMENSIONS</b>					
			<b>W</b>	<b>D</b>	<b>H</b>	<b>W</b>	<b>D</b>	<b>H</b>	<b>W</b>	<b>H</b>				
			IN 85.5 MM 2172	31 787	30.75 781	85.5 2172	19.5 495	17.5 445	85.5 2172	12.5 318				
		<b>RTA 00</b>	1 per carton											
 <p><b>Cube End Table</b>                      COM: N/A                      Unit weight: 41 LB   18.6 KG                      Carton weight: 51 LB   23.13 KG                      Carton volume: 5.5 FT³   0.15 MT³</p>	Freestanding unit only.  For power/USB unit please see electrical placement chart.	<b>S7911</b>	List price											
			1208											
			<b>OVERALL DIMENSIONS</b>			<b>SEAT DIMENSIONS</b>			<b>BACK DIMENSIONS</b>					
			<b>W</b>	<b>D</b>	<b>H</b>	<b>W</b>	<b>D</b>	<b>H</b>	<b>W</b>	<b>H</b>				
IN 20 MM 508	24 610	16 406	-	-	-	-	-							
		<b>RTA 00</b>	1 per carton											

DESCRIPTION FEATURES MODEL# STANDARD TEXTILE GRADES



**Cube Square Coffee Table**  
 COM: N/A  
 Unit weight: 74 LB | 33.6 KG  
 Carton weight: 86 LB | 39.01 KG  
 Carton volume: 10.75 FT³ | 0.3 MT³

Leg finish upcharges:  
 Chrome (CHM) - add \$46  
 Brushed Chrome (BCH) - add \$221  
 Satin Brass (SBR) - add \$315  
 Antique Copper (ACO) - add \$315

Freestanding unit only.

For power/USB unit please see electrical placement chart.

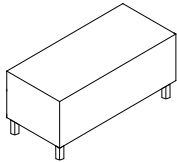
List price

**S7912** 1539

OVERALL DIMENSIONS			SEAT DIMENSIONS			BACK DIMENSIONS	
W	D	H	W	D	H	W	H

IN	33	33	14	-	-	-	-
MM	838	838	356	-	-	-	-

**RTA 00** 1 per carton



**Cube 40" Coffee Table**  
 COM: N/A  
 Unit weight: 56 LB | 25.5 KG  
 Carton weight: 66 LB | 29.94 KG  
 Carton volume: 8 FT³ | 0.22 MT³

Leg finish upcharges:  
 Chrome (CHM) - add \$67  
 Brushed Chrome (BCH) - add \$115  
 Satin Brass (SBR) - add \$246  
 Antique Copper (ACO) - add \$246

Freestanding unit only.

For power/USB unit please see electrical placement chart.

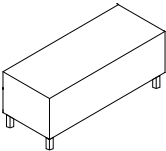
List price

**S7913** 1461

OVERALL DIMENSIONS			SEAT DIMENSIONS			BACK DIMENSIONS	
W	D	H	W	D	H	W	H

IN	40	20	14	-	-	-	-
MM	1016	508	356	-	-	-	-

**RTA 00** 1 per carton



**Cube Extended 60" Coffee Table**  
 COM: N/A  
 Unit weight: 81 LB | 36.8 KG  
 Carton weight: 93 LB | 42.18 KG  
 Carton volume: 12 FT³ | 0.33 MT³

Leg finish upcharges:  
 Chrome (CHM) - add \$67  
 Brushed Chrome (BCH) - add \$99  
 Satin Brass (SBR) - add \$230  
 Antique Copper (ACO) - add \$230

Freestanding unit only.

For power/USB unit please see electrical placement chart.

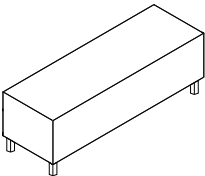
List price

**S7915** 1911

OVERALL DIMENSIONS			SEAT DIMENSIONS			BACK DIMENSIONS	
W	D	H	W	D	H	W	H

IN	60	20	14	-	-	-	-
MM	1524	508	356	-	-	-	-

**RTA 00** 1 per carton



**Cube Extended 72" Coffee Table**  
 COM: N/A  
 Unit weight: 107 LB | 48.53 KG  
 Carton weight: 107 LB | 48.53 KG  
 Carton volume: 14.25 FT³ | 0.4 MT³

Leg finish upcharges:  
 Chrome (CHM) - add \$81  
 Brushed Chrome (BCH) - add \$188  
 Satin Brass (SBR) - add \$313  
 Antique Copper (ACO) - add \$313

Freestanding unit only.

For power/USB unit please see electrical placement chart.

List price

**S7916** 1988

OVERALL DIMENSIONS			SEAT DIMENSIONS			BACK DIMENSIONS	
W	D	H	W	D	H	W	H

IN	72	20	14	-	-	-	-
MM	1829	508	356	-	-	-	-

**RTA 00** 1 per carton

DRIFT SEATING



model 8034



model 8037



model 8030



model 8052



model 8022



model 8026

Drift Tables



For Drift tables, please see page 265.

EXAMPLE DRIFT SEATING ORDER CODE:

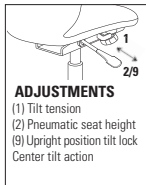
8030P	-S2	-WA50	-SE	-WA50	-R11
Model number	Sealed Seams (back)	Back/arm textile	Sealed seams (seat)	Seat textile	Patch color
-AAM	-NM	-NB			
Base finish	Glide type	Moisture barrier			

Release vinyl for arm and head patches

(R11) White	(R21) Red Barn	(R31) Green
(R12) Chalk	(R22) Brave Red	(R32) Blue
(R13) Stone	(R23) Gypsy Red	(R33) Black
(R14) Taupe	(R24) Cajun	(R34) Cool Grey
(R15) Orange	(R25) Vinyard	(R35) Thunder Grey
(R16) Country	(R26) Olive	(R36) Navy
(R17) Tuscan	(R27) Bonsai	(R37) Dark Chocolate
(R18) Cottage	(R28) Summer's Dream	(R38) Espresso
(R19) Yellow	(R29) Calico	

MECHANISM OPTIONS:

Tilter mechanism (-4)



Ergonomic features:

B, C, S, U

STANDARD FEATURES

- The soft seat, contoured back and arms provide the perfect balance of style and comfort.
- Wood fixed bases are made from beechwood and available in all standard wood finishes.
- Wood fixed and swivel base models are standard with White non-marking polycarbonate glides (see right column for additional glide options).
- Sled bases are standard in paint or plated finishes (see right column for upcharges).
- Sled base models are standard with clear polycarbonate glides (see right column for additional glide options).
- For increased durability on side and lounge chairs, select P and PH suffix models which are available with arm and head patches made from Global's Release vinyl. Please specify color.
- For ease of cleaning on side and lounge chairs, models with F suffix have flip-forward seats (material under seat matches chosen seat textile).
- Sealed seams are available on chair backs and/or seats (with upcharge). For sealed seams on Ottoman, choose model 8026S which is available in sealed seam approved textiles only.
- Moisture barrier can be added to seat cushions only (with upcharge) but cannot be combined with sealed seams.
- Assembled using tamperproof screws and comes shipped fully assembled.
- Upholstery options: fabric, vinyl or leather. Vinyl and leather models may feature stitch detail across the seat and/or back cushions, if applicable.
- Active weight capacity for this series is 300 lbs

SIDE CHAIRS

- Available with six base options: sled, wood fixed, wood four star swivel, Chrome four star swivel, high four star swivel and five star base on casters.
- High four star swivel base is polished aluminum with White non-marking glides (see right column for additional glide options).
- Chairs on casters with five star 360° base swivel, are height adjustable with a 4" seat height range and include a tilting mechanism with upright tilt lock. Carpet and hard floor casters are available (see right column for caster options).

LOUNGE CHAIRS

- Available with four base options: sled, wood fixed, wood four star swivel and Chrome four star swivel.
- Chrome four star swivel models are available with 360° self-centering or swivel option. Base only available in polished Chrome.
- Available in two seat heights: 17" with a classic lounge angle or 18" with a reduced back angle for ease of sitting and standing.

STOOLS

- Counter or bar height stools are available with three base options: sled, wood fixed and metal four star swivel.



OTTOMAN


- Features a weighted bottom to always maintain an upright position and White non-marking glides.

Please add option codes in the following order:


- Model number**  
specify model number
- Back seams and textile**  
(NS) no sealed back seams  
(S2) sealed back seams. See model for upcharge. Specify textile code.
- Seat seams and textile**  
(NS) no sealed seat seams  
(SE) sealed seat seams. See model for upcharge. Specify textile code.
- Arm and head patch textile**  
(for P and PH suffix models) See bottom left for Release vinyl arm and head patches color chart.
- Base height** (lounge seating only)  
(S17) 17" seat height  
(S18) 18" seat height
- Wood base finish** (wood base models only)  

(AAM) Absolute	(NLW) Natural Walnut
(BKM) Black	(ASM) Night
(ACM) Cherry	(NBM) Noce Biondo
(EOM) English Oak	(NGM) Noce Grigio
(ECM) Espresso Cafe	(NEM) Noce Leggero
(TFM) Fruitwood	(NMM) Noce Medio
(HGM) Gray	(SKM) Shaker Cherry
(AHM) Honey	(TWM) Walnut
(TMM) Mahogany	(WTM) WC Cream
(AVM) Maple	(WHM) White
(MVM) Medium Walnut	(WCM) Winter Cherry
- Frame finish** (sled base models only)  
For leg frame finish options, please see page 378. Upcharges apply for the following plated finish:  
(CHM) Chrome. Add \$41 for side/lounge.  
Add \$79 for counter. Add \$79 for bar.
- Base finish** (five star base side chair only)  
(A7) polished aluminum
- Cylinder selection**  
(Chrome swivel lounge models only)  
(DSC) swivel cylinder  
(DAC) self-centering
- Glide type** (wood base seating only)  
(NM) White non-marking nylon for most surfaces (standard)  
(SG) steel cushioned glides for carpeted surfaces. Add \$17.  
(RG) non-slip rubber glides for most hard floor surfaces. Add \$22.  
(FG) felt glides for most hard floor surfaces. Add \$22.
- Glide type** (wire sled base seating)  
(CG) clear polycarbonate glides for most surfaces (standard)  
(XG) no glides  
(SG) steel cushioned glides for carpeted surfaces. Add \$19.  
(RG) rubber glides for most hard floor surfaces. Add \$19.  
(FG) felt glides for most hard floor surfaces. Add \$19.
- Glide type** (high four star base chairs)  
(NM) White polyethylene non-marking for most surfaces (standard)  
(FG) felt glides for most hard floor surfaces. Add \$22.
- Caster type** (five star base chairs)  
(DC) 2" casters for carpeted surfaces.  
(RC) 2" casters for most hard floor surfaces. Add \$17.
- Moisture barrier** (not available with sealed seams)  
(NB) no moisture barrier.  
(MB) moisture barrier (seat only). Add \$81.


DESCRIPTION	FEATURES	MODEL #	STANDARD TEXTILE GRADES											
			1	2	3	4	5	6	7	8	9	10	11	12
	<b>Ottoman</b> COM: 2 YD   1.83 M Unit weight: 25 LB   11.4 KG Carton weight: 31 LB   14.06 KG Carton volume: 8.5 FT³   0.24 MT³	8026	803	867	922	983	1086	1179	1274	1355	1458	1554	1683	1867
			8026S	905	969	1024	1085	1188	1281	1376	1457	1560	1656	1785
			sealed seams											
			<b>OVERALL DIMENSIONS</b>			<b>SEAT DIMENSIONS</b>			<b>BACK DIMENSIONS</b>					
			<b>W</b>	<b>D</b>	<b>H</b>	<b>W</b>	<b>D</b>	<b>H</b>	<b>W</b>		<b>H</b>			
			IN 18.5	18.5	18	-	-	-	-		-			
			MM 470	470	457	-	-	-	-		-			
			<b>RTA 00</b>		1 per carton									

DESCRIPTION	FEATURES	MODEL #	STANDARD TEXTILE GRADES												
			1	2	3	4	5	6	7	8	9	10	11	12	
	<b>Side Chair w/Sled Base</b> COM: 2 YD   1.83 M Unit weight: 22 LB   10 KG Carton weight: 31 LB   14.06 KG Carton volume: 13.25 FT³   0.37 MT³	8023	1389	1453	1507	1570	1671	1765	1859	1941	2043	2139	2269	2453	
			8023F	1489	1561	1622	1692	1806	1912	2018	2110	2225	2333	2479	2686
			flip-forward seat												
			8023P	1409	1473	1527	1590	1691	1785	1879	1961	2063	2159	2289	2473
			with arm patches												
			8023PF	1509	1581	1642	1712	1826	1932	2038	2130	2245	2353	2499	2706
			with arm patches + flip-forward seat												
			<b>OVERALL DIMENSIONS</b>			<b>SEAT DIMENSIONS</b>			<b>BACK DIMENSIONS</b>						
			<b>W</b>	<b>D</b>	<b>H</b>	<b>W</b>	<b>D</b>	<b>H</b>	<b>W</b>		<b>H</b>				
			IN 24.5	23	31	18	17.5	18	15		13				
			MM 622	584	787	457	445	457	381		330				
			<b>RTA 00</b>	1 per carton											

sealed seam upcharges	(S2)	(SE)
8023	Add \$33	Add \$25
8023F	Add \$33	Add \$40
8023P	Add \$49	Add \$25
8023PF	Add \$49	Add \$40

DESCRIPTION	FEATURES	MODEL #	STANDARD TEXTILE GRADES												
			1	2	3	4	5	6	7	8	9	10	11	12	
	<b>Side Chair w/Four-Legged Wood Base</b> COM: 2 YD   1.83 M Unit weight: 24 LB   10.9 KG Carton weight: 31 LB   14.06 KG Carton volume: 15.75 FT³   0.44 MT³	8030	1469	1533	1587	1650	1751	1845	1939	2021	2123	2219	2349	2533	
			8030F	1569	1641	1702	1772	1886	1992	2098	2190	2305	2413	2559	2766
			flip-forward seat												
			8030P	1489	1553	1607	1670	1771	1865	1959	2041	2143	2239	2369	2553
			with arm patches												
			8030PF	1589	1661	1722	1792	1906	2012	2118	2210	2325	2433	2579	2786
			with arm patches + flip-forward seat												
			<b>OVERALL DIMENSIONS</b>			<b>SEAT DIMENSIONS</b>			<b>BACK DIMENSIONS</b>						
			<b>W</b>	<b>D</b>	<b>H</b>	<b>W</b>	<b>D</b>	<b>H</b>	<b>W</b>		<b>H</b>				
			IN 24.5	23	31	18	17.5	18	15		13				
			MM 622	584	787	457	445	457	381		330				
			<b>RTA 00</b>	1 per carton											

sealed seam upcharges	(S2)	(SE)
8030	Add \$33	Add \$25
8030F	Add \$33	Add \$40
8030P	Add \$49	Add \$25
8030PF	Add \$49	Add \$40

DESCRIPTION	FEATURES	MODEL #	STANDARD TEXTILE GRADES												
			1	2	3	4	5	6	7	8	9	10	11	12	
	<b>Side Chair w/Wood Swivel Base</b> COM: 2 YD   1.83 M Unit weight: 24 LB   10.9 KG Carton weight: 31 LB   14.06 KG Carton volume: 15.75 FT³   0.44 MT³	8031	1706	1770	1824	1887	1988	2082	2176	2258	2360	2456	2586	2770	
			8031F	1806	1878	1939	2009	2123	2229	2335	2427	2542	2650	2796	3003
			flip-forward seat												
			8031P	1726	1790	1844	1907	2008	2102	2196	2278	2380	2476	2606	2790
			with arm patches												
			8031PF	1826	1898	1959	2029	2143	2249	2355	2447	2562	2670	2816	3023
			with arm patches + flip-forward seat												
			<b>OVERALL DIMENSIONS</b>			<b>SEAT DIMENSIONS</b>			<b>BACK DIMENSIONS</b>						
			<b>W</b>	<b>D</b>	<b>H</b>	<b>W</b>	<b>D</b>	<b>H</b>	<b>W</b>		<b>H</b>				
			IN 24.5	23	31	18	17.5	18	15		13				
			MM 622	584	787	457	445	457	381		330				
			<b>RTA 00</b>	1 per carton											

sealed seam upcharges	(S2)	(SE)
8031	Add \$33	Add \$25
8031F	Add \$33	Add \$40
8031P	Add \$49	Add \$25
8031PF	Add \$49	Add \$40



DESCRIPTION FEATURES MODEL # STANDARD TEXTILE GRADES



**Side Chair w/Chrome Swivel Base**  
 COM: 2 YD | 1.83 M  
 Unit weight: 24 LB | 10.9 KG  
 Carton weight: 31 LB | 14.06 KG  
 Carton volume: 15.75 FT³ | 0.44 MT³

	sealed seam upcharges	
	(S2)	(SE)
<b>8032</b>	Add \$33	Add \$25
<b>8032F</b>	Add \$33	Add \$40
<b>8032P</b>	Add \$49	Add \$25
<b>8032PF</b>	Add \$49	Add \$40

	1	2	3	4	5	6	7	8	9	10	11	12
<b>8032</b>	1748	1812	1866	1929	2030	2124	2218	2300	2402	2498	2628	2812
<b>8032F</b>	1848	1920	1981	2051	2165	2271	2377	2469	2584	2692	2838	3045
flip-forward seat												
<b>8032P</b>	1768	1832	1886	1949	2050	2144	2238	2320	2422	2518	2648	2832
with arm patches												
<b>8032PF</b>	1868	1940	2001	2071	2185	2291	2397	2489	2604	2712	2858	3065
with arm patches + flip-forward seat												

	OVERALL DIMENSIONS			SEAT DIMENSIONS			BACK DIMENSIONS		
	W	D	H	W	D	H	W	H	
IN	24.5	23	31	18	17.5	18	15	13	
MM	622	584	787	457	445	457	381	330	
<b>RTA 00</b>	1 per carton								



**Side Chair w/High Four Star Swivel Base**  
 COM: 2 YD | 1.83 M  
 Unit weight: 26.5 LB | 12 KG  
 Carton weight: 35.5 LB | 16.1 KG  
 Carton volume: 13.25 FT³ | 0.37 MT³

Fixed seat cushion only.

	sealed seam upcharges	
	(S2)	(SE)
<b>8021</b>	Add \$33	Add \$25
<b>8021P</b>	Add \$49	Add \$25

	1	2	3	4	5	6	7	8	9	10	11	12
<b>8021</b>	1558	1622	1676	1739	1840	1934	2028	2110	2212	2308	2438	2622
<b>8021P</b>	1578	1642	1696	1759	1860	1954	2048	2130	2232	2328	2458	2642
with arm patches												

	OVERALL DIMENSIONS			SEAT DIMENSIONS			BACK DIMENSIONS		
	W	D	H	W	D	H	W	H	
IN	24.5	23	32	18	17.5	18.5	15	13	
MM	622	584	813	457	445	470	381	330	
<b>RTA 00</b>	1 per carton								



**Side Chair w/Five Star Swivel Tilt Base on Casters**  
 COM: 2 YD | 1.83 M  
 Unit weight: 28.5 LB | 13 KG  
 Carton weight: 37.5 LB | 17.01 KG  
 Carton volume: 15.75 FT³ | 0.44 MT³

Tilting mechanism with tilt lock.  
 Fixed seat cushion only.

	sealed seam upcharges	
	(S2)	(SE)
<b>8022</b>	Add \$33	Add \$25
<b>8022P</b>	Add \$49	Add \$25

	1	2	3	4	5	6	7	8	9	10	11	12
<b>8022</b>	1701	1765	1819	1882	1983	2077	2171	2253	2355	2451	2581	2765
<b>8022P</b>	1721	1785	1839	1902	2003	2097	2191	2273	2375	2471	2601	2785
with arm patches												

	OVERALL DIMENSIONS			SEAT DIMENSIONS			BACK DIMENSIONS		
	W	D	H	W	D	H	W	H	
IN	24.5	23	32.5	18	17.5	15	15	13	
MM	622	584	826	457	445	381	381	330	
<b>RTA 00</b>	1 per carton								



**Low Back Lounge Chair w/Sled Base**  
 COM: 3.25 YD | 2.97 M  
 Unit weight: 42 LB | 19.1 KG  
 Carton weight: 52 LB | 23.59 KG  
 Carton volume: 19.25 FT³ | 0.54 MT³

	sealed seam upcharges	
	(S2)	(SE)
<b>8024</b>	Add \$68	Add \$29
<b>8024F</b>	Add \$68	Add \$44
<b>8024P</b>	Add \$84	Add \$29
<b>8024PF</b>	Add \$84	Add \$44

	1	2	3	4	5	6	7	8	9	10	11	12
<b>8024</b>	1829	1933	2021	2122	2287	2440	2593	2726	2892	3048	3259	3558
<b>8024F</b>	1954	2082	2190	2315	2518	2706	2894	3058	3262	3454	3714	4082
flip-forward seat												
<b>8024P</b>	1849	1953	2041	2142	2307	2460	2613	2746	2912	3068	3279	3578
with arm patches												
<b>8024PF</b>	1974	2102	2210	2335	2538	2726	2914	3078	3282	3474	3734	4102
with arm patches + flip-forward seat												

	OVERALL DIMENSIONS			SEAT DIMENSIONS			BACK DIMENSIONS		
	W	D	H	W	D	H	W	H	
IN	29	30	33	21.5	20	17	21	16	
MM	737	762	838	546	508	432	533	406	
<b>RTA 00</b>	1 per carton								

DESCRIPTION	FEATURES	MODEL #	STANDARD TEXTILE GRADES											
			1	2	3	4	5	6	7	8	9	10	11	12



**Low Back Lounge Chair w/Four-Legged Wood Base**  
 COM: 3.25 YD | 2.97 M  
 Unit weight: 43.5 LB | 19.8 KG  
 Carton weight: 53.5 LB | 24.27 KG  
 Carton volume: 19 FT³ | 0.53 MT³

	sealed seam upcharges	
	(S2)	(SE)
<b>8025</b>	Add \$68	Add \$29
<b>8025F</b>	Add \$68	Add \$44
<b>8025P</b>	Add \$84	Add \$29
<b>8025PF</b>	Add \$84	Add \$44

	1	2	3	4	5	6	7	8	9	10	11	12
<b>8025</b>	2329	2433	2521	2622	2787	2940	3093	3226	3392	3548	3759	4058
<b>8025F</b>	2454	2582	2690	2815	3018	3206	3394	3558	3762	3954	4214	4582
flip-forward seat												
<b>8025P</b>	2349	2453	2541	2642	2807	2960	3113	3246	3412	3568	3779	4078
with arm patches												
<b>8025PF</b>	2474	2602	2710	2835	3038	3226	3414	3578	3782	3974	4234	4602
with arm patches + flip-forward seat												

	OVERALL DIMENSIONS			SEAT DIMENSIONS			BACK DIMENSIONS					
	W	D	H	W	D	H	W	H				
IN	29	30	33	21.5	20	17	21	16				
MM	737	762	838	546	508	432	533	406				
<b>RTA 00</b>	1 per carton											



**Low Back Lounge Chair w/Wood Swivel Base**  
 COM: 3.25 YD | 2.97 M  
 Unit weight: 43 LB | 19.5 KG  
 Carton weight: 53 LB | 24.04 KG  
 Carton volume: 19 FT³ | 0.53 MT³

	sealed seam upcharges	
	(S2)	(SE)
<b>8033</b>	Add \$68	Add \$29
<b>8033F</b>	Add \$68	Add \$44
<b>8033P</b>	Add \$84	Add \$29
<b>8033PF</b>	Add \$84	Add \$44

	1	2	3	4	5	6	7	8	9	10	11	12
<b>8033</b>	2329	2433	2521	2622	2787	2940	3093	3226	3392	3548	3759	4058
<b>8033F</b>	2454	2582	2690	2815	3018	3206	3394	3558	3762	3954	4214	4582
flip-forward seat												
<b>8033P</b>	2349	2453	2541	2642	2807	2960	3113	3246	3412	3568	3779	4078
with arm patches												
<b>8033PF</b>	2474	2602	2710	2835	3038	3226	3414	3578	3782	3974	4234	4602
with arm patches + flip-forward seat												

	OVERALL DIMENSIONS			SEAT DIMENSIONS			BACK DIMENSIONS					
	W	D	H	W	D	H	W	H				
IN	29	30	33	21.5	20	17	21	16				
MM	737	762	838	546	508	432	533	406				
<b>RTA 00</b>	1 per carton											



**Low Back Lounge Chair w/Chrome Swivel Base**  
 COM: 3.25 YD | 2.97 M  
 Unit weight: 49 LB | 22.3 KG  
 Carton weight: 59 LB | 26.76 KG  
 Carton volume: 19.25 FT³ | 0.54 MT³

	sealed seam upcharges	
	(S2)	(SE)
<b>8034</b>	Add \$68	Add \$29
<b>8034F</b>	Add \$68	Add \$44
<b>8034P</b>	Add \$84	Add \$29
<b>8034PF</b>	Add \$84	Add \$44

	1	2	3	4	5	6	7	8	9	10	11	12
<b>8034</b>	2344	2448	2536	2637	2802	2955	3108	3241	3407	3563	3774	4073
<b>8034F</b>	2469	2597	2705	2830	3033	3221	3409	3573	3777	3969	4229	4597
flip-forward seat												
<b>8034P</b>	2364	2468	2556	2657	2822	2975	3128	3261	3427	3583	3794	4093
with arm patches												
<b>8034PF</b>	2489	2617	2725	2850	3053	3241	3429	3593	3797	3989	4249	4617
with arm patches + flip-forward seat												

	OVERALL DIMENSIONS			SEAT DIMENSIONS			BACK DIMENSIONS					
	W	D	H	W	D	H	W	H				
IN	29	30	33	21.5	20	17	21	16				
MM	737	762	838	546	508	432	533	406				
<b>RTA 00</b>	1 per carton											



**Mid Back Lounge Chair w/Sled Base**  
 COM: 3.5 YD | 3.2 M  
 Unit weight: 42 LB | 19.1 KG  
 Carton weight: 52 LB | 23.59 KG  
 Carton volume: 25.5 FT³ | 0.72 MT³

	sealed seam upcharges	
	(S2)	(SE)
<b>8016</b>	Add \$74	Add \$29
<b>8016F</b>	Add \$74	Add \$44
<b>8016P</b>	Add \$90	Add \$29
<b>8016PF</b>	Add \$90	Add \$44

	1	2	3	4	5	6	7	8	9	10	11	12
<b>8016</b>	1923	2035	2130	2238	2417	2581	2746	2889	3068	3236	3463	3785
<b>8016F</b>	2073	2209	2324	2456	2672	2872	3072	3246	3463	3667	3943	4334
flip-forward seat												
<b>8016P</b>	1943	2055	2150	2258	2437	2601	2766	2909	3088	3256	3483	3805
with arm patches												
<b>8016PF</b>	2093	2229	2344	2476	2692	2892	3092	3266	3483	3687	3963	4354
with arm patches + flip-forward seat												

	OVERALL DIMENSIONS			SEAT DIMENSIONS			BACK DIMENSIONS					
	W	D	H	W	D	H	W	H				
IN	29	31.5	38.5	21.5	20	17	21	21.5				
MM	737	800	978	546	508	432	533	546				
<b>RTA 00</b>	1 per carton											

DESCRIPTION FEATURES MODEL # STANDARD TEXTILE GRADES



**Mid Back Lounge Chair w/Four-Legged Wood Base**  
 COM: 3.5 YD | 3.2 M  
 Unit weight: 43.5 LB | 19.8 KG  
 Carton weight: 53.5 LB | 24.27 KG  
 Carton volume: 25.5 FT³ | 0.72 MT³

	sealed seam upcharges	
	(S2)	(SE)
<b>8027</b>	Add \$74	Add \$29
<b>8027F</b>	Add \$74	Add \$44
<b>8027P</b>	Add \$90	Add \$29
<b>8027PF</b>	Add \$90	Add \$44

	1	2	3	4	5	6	7	8	9	10	11	12
<b>8027</b>	2423	2535	2630	2738	2917	3081	3246	3389	3568	3736	3963	4285
<b>8027F</b>	2573	2709	2824	2956	3172	3372	3572	3746	3963	4167	4443	4834
flip-forward seat												
<b>8027P</b>	2443	2555	2650	2758	2937	3101	3266	3409	3588	3756	3983	4305
with arm patches												
<b>8027PF</b>	2593	2729	2844	2976	3192	3392	3592	3766	3983	4187	4463	4854
with arm patches + flip-forward seat												

	OVERALL DIMENSIONS			SEAT DIMENSIONS			BACK DIMENSIONS	
	W	D	H	W	D	H	W	H
IN	29	31.5	38.5	21.5	20	17	21	21.5
MM	737	800	978	546	508	432	533	546

**RTA 00** 1 per carton



**Mid Back Lounge Chair w/Wood Swivel Base**  
 COM: 3.5 YD | 3.2 M  
 Unit weight: 44 LB | 20 KG  
 Carton weight: 54 LB | 24.49 KG  
 Carton volume: 25.5 FT³ | 0.72 MT³

	sealed seam upcharges	
	(S2)	(SE)
<b>8035</b>	Add \$74	Add \$29
<b>8035F</b>	Add \$74	Add \$44
<b>8035P</b>	Add \$90	Add \$29
<b>8035PF</b>	Add \$90	Add \$44

	1	2	3	4	5	6	7	8	9	10	11	12
<b>8035</b>	2423	2535	2630	2738	2917	3081	3246	3389	3568	3736	3963	4285
<b>8035F</b>	2573	2709	2824	2956	3172	3372	3572	3746	3963	4167	4443	4834
flip-forward seat												
<b>8035P</b>	2443	2555	2650	2758	2937	3101	3266	3409	3588	3756	3983	4305
with arm patches												
<b>8035PF</b>	2593	2729	2844	2976	3192	3392	3592	3766	3983	4187	4463	4854
with arm patches + flip-forward seat												

	OVERALL DIMENSIONS			SEAT DIMENSIONS			BACK DIMENSIONS	
	W	D	H	W	D	H	W	H
IN	29	31.5	38.5	21.5	20	17	21	21.5
MM	737	800	978	546	508	432	533	546

**RTA 00** 1 per carton



**Mid Back Lounge Chair w/Chrome Swivel Base**  
 COM: 3.5 YD | 3.2 M  
 Unit weight: 50 LB | 22.7 KG  
 Carton weight: 60 LB | 27.22 KG  
 Carton volume: 25.5 FT³ | 0.72 MT³

	sealed seam upcharges	
	(S2)	(SE)
<b>8036</b>	Add \$74	Add \$29
<b>8036F</b>	Add \$74	Add \$44
<b>8036P</b>	Add \$90	Add \$29
<b>8036PF</b>	Add \$90	Add \$44

	1	2	3	4	5	6	7	8	9	10	11	12
<b>8036</b>	2439	2551	2646	2754	2933	3097	3262	3405	3584	3752	3979	4301
<b>8036F</b>	2589	2725	2840	2972	3188	3388	3588	3762	3979	4183	4459	4850
flip-forward seat												
<b>8036P</b>	2459	2571	2666	2774	2953	3117	3282	3425	3604	3772	3999	4321
with arm patches												
<b>8036PF</b>	2609	2745	2860	2992	3208	3408	3608	3782	3999	4203	4479	4870
with arm patches + flip-forward seat												

	OVERALL DIMENSIONS			SEAT DIMENSIONS			BACK DIMENSIONS	
	W	D	H	W	D	H	W	H
IN	29	31.5	38.5	21.5	20	17	21	21.5
MM	737	800	978	546	508	432	533	546

**RTA 00** 1 per carton





**High Back Lounge Chair w/Sled Base**  
 COM: 3.75 YD | 3.43 M  
 Unit weight: 46 LB | 20.9 KG  
 Carton weight: 56 LB | 25.4 KG  
 Carton volume: 28.25 FT³ | 0.79 MT³



	sealed seam upcharges	
	(S2)	(SE)
<b>8028</b>	Add \$76	Add \$29
<b>8028F</b>	Add \$76	Add \$44
<b>8028P</b>	Add \$93	Add \$29
<b>8028PF</b>	Add \$93	Add \$44
<b>8028PH</b>	Add \$112	Add \$29
<b>8028PHF</b>	Add \$112	Add \$44



	1	2	3	4	5	6	7	8	9	10	11	12
<b>8028</b>	2150	2270	2371	2488	2679	2855	3031	3185	3376	3556	3800	4145
<b>8028F</b>	2325	2469	2591	2731	2959	3171	3383	3567	3797	4013	4305	4719
flip-forward seat												
<b>8028P</b>	2170	2290	2391	2508	2699	2875	3051	3205	3396	3576	3820	4165
with arm patches												
<b>8028PF</b>	2345	2489	2611	2751	2979	3191	3403	3587	3817	4033	4325	4739
with arm patches + flip-forward seat												
<b>8028PH</b>	2200	2320	2421	2538	2729	2905	3081	3235	3426	3606	3850	4195
with arm + head patches												
<b>8028PHF</b>	2375	2519	2641	2781	3009	3221	3433	3617	3847	4063	4355	4769
with arm + head patches + flip-forward seat												

	OVERALL DIMENSIONS			SEAT DIMENSIONS			BACK DIMENSIONS	
	W	D	H	W	D	H	W	H
IN	29	31.5	44.5	21.5	20	17	21	27.5
MM	737	800	1130	546	508	432	533	699

**RTA 00** 1 per carton

DESCRIPTION	FEATURES	MODEL #	STANDARD TEXTILE GRADES																																
			1	2	3	4	5	6	7	8	9	10	11	12																					
  <b>High Back Lounge Chair w/Four-Legged Wood Base</b> COM: 3.75 YD   3.43 M Unit weight: 46.5 LB   21.1 KG Carton weight: 56.5 LB   25.63 KG Carton volume: 28.25 FT³   0.79 MT³	sealed seam upcharges <table border="1"> <thead> <tr> <th></th> <th>(S2)</th> <th>(SE)</th> </tr> </thead> <tbody> <tr> <td><b>8029</b></td> <td>Add \$76</td> <td>Add \$29</td> </tr> <tr> <td><b>8029F</b></td> <td>Add \$76</td> <td>Add \$44</td> </tr> <tr> <td><b>8029P</b></td> <td>Add \$93</td> <td>Add \$29</td> </tr> <tr> <td><b>8029PF</b></td> <td>Add \$93</td> <td>Add \$44</td> </tr> <tr> <td><b>8029PH</b></td> <td>Add \$112</td> <td>Add \$29</td> </tr> <tr> <td><b>8029PHF</b></td> <td>Add \$112</td> <td>Add \$44</td> </tr> </tbody> </table>		(S2)	(SE)	<b>8029</b>	Add \$76	Add \$29	<b>8029F</b>	Add \$76	Add \$44	<b>8029P</b>	Add \$93	Add \$29	<b>8029PF</b>	Add \$93	Add \$44	<b>8029PH</b>	Add \$112	Add \$29	<b>8029PHF</b>	Add \$112	Add \$44	<b>8029</b>	2650	2770	2871	2988	3179	3355	3531	3685	3876	4056	4300	4645
			(S2)	(SE)																															
		<b>8029</b>	Add \$76	Add \$29																															
		<b>8029F</b>	Add \$76	Add \$44																															
		<b>8029P</b>	Add \$93	Add \$29																															
		<b>8029PF</b>	Add \$93	Add \$44																															
		<b>8029PH</b>	Add \$112	Add \$29																															
		<b>8029PHF</b>	Add \$112	Add \$44																															
		<b>8029F</b>	2825	2969	3091	3231	3459	3671	3883	4067	4297	4513	4805	5219																					
		flip-forward seat																																	
<b>8029P</b>	2670	2790	2891	3008	3199	3375	3551	3705	3896	4076	4320	4665																							
with arm patches																																			
<b>8029PF</b>	2845	2989	3111	3251	3479	3691	3903	4087	4317	4533	4825	5239																							
with arm patches + flip-forward seat																																			
<b>8029PH</b>	2700	2820	2921	3038	3229	3405	3581	3735	3926	4106	4350	4695																							
with arm + head patches																																			
<b>8029PHF</b>	2875	3019	3141	3281	3509	3721	3933	4117	4347	4563	4855	5269																							
with arm + head patches + flip-forward seat																																			
			<b>OVERALL DIMENSIONS</b>			<b>SEAT DIMENSIONS</b>			<b>BACK DIMENSIONS</b>																										
			<b>W</b>	<b>D</b>	<b>H</b>	<b>W</b>	<b>D</b>	<b>H</b>	<b>W</b>	<b>H</b>																									
			IN 29	31.5	44.5	21.5	20	17	21	27.5																									
			MM 737	800	1130	546	508	432	533	699																									
			<b>RTA 00</b>		1 per carton																														

DESCRIPTION	FEATURES	MODEL #	STANDARD TEXTILE GRADES																																
			1	2	3	4	5	6	7	8	9	10	11	12																					
  <b>High Back Lounge Chair w/Wood Swivel Base</b> COM: 3.75 YD   3.43 M Unit weight: 47 LB   21.4 KG Carton weight: 57 LB   25.85 KG Carton volume: 28.25 FT³   0.79 MT³	sealed seam upcharges <table border="1"> <thead> <tr> <th></th> <th>(S2)</th> <th>(SE)</th> </tr> </thead> <tbody> <tr> <td><b>8037</b></td> <td>Add \$76</td> <td>Add \$29</td> </tr> <tr> <td><b>8037F</b></td> <td>Add \$76</td> <td>Add \$44</td> </tr> <tr> <td><b>8037P</b></td> <td>Add \$93</td> <td>Add \$29</td> </tr> <tr> <td><b>8037PF</b></td> <td>Add \$93</td> <td>Add \$44</td> </tr> <tr> <td><b>8037PH</b></td> <td>Add \$112</td> <td>Add \$29</td> </tr> <tr> <td><b>8037PHF</b></td> <td>Add \$112</td> <td>Add \$44</td> </tr> </tbody> </table>		(S2)	(SE)	<b>8037</b>	Add \$76	Add \$29	<b>8037F</b>	Add \$76	Add \$44	<b>8037P</b>	Add \$93	Add \$29	<b>8037PF</b>	Add \$93	Add \$44	<b>8037PH</b>	Add \$112	Add \$29	<b>8037PHF</b>	Add \$112	Add \$44	<b>8037</b>	2650	2770	2871	2988	3179	3355	3531	3685	3876	4056	4300	4645
			(S2)	(SE)																															
		<b>8037</b>	Add \$76	Add \$29																															
		<b>8037F</b>	Add \$76	Add \$44																															
		<b>8037P</b>	Add \$93	Add \$29																															
		<b>8037PF</b>	Add \$93	Add \$44																															
		<b>8037PH</b>	Add \$112	Add \$29																															
		<b>8037PHF</b>	Add \$112	Add \$44																															
		<b>8037F</b>	2825	2969	3091	3231	3459	3671	3883	4067	4297	4513	4805	5219																					
		flip-forward seat																																	
<b>8037P</b>	2670	2790	2891	3008	3199	3375	3551	3705	3896	4076	4320	4665																							
with arm patches																																			
<b>8037PF</b>	2845	2989	3111	3251	3479	3691	3903	4087	4317	4533	4825	5239																							
with arm patches + flip-forward seat																																			
<b>8037PH</b>	2700	2820	2921	3038	3229	3405	3581	3735	3926	4106	4350	4695																							
with arm + head patches																																			
<b>8037PHF</b>	2875	3019	3141	3281	3509	3721	3933	4117	4347	4563	4855	5269																							
with arm + head patches + flip-forward seat																																			
			<b>OVERALL DIMENSIONS</b>			<b>SEAT DIMENSIONS</b>			<b>BACK DIMENSIONS</b>																										
			<b>W</b>	<b>D</b>	<b>H</b>	<b>W</b>	<b>D</b>	<b>H</b>	<b>W</b>	<b>H</b>																									
			IN 29	31.5	44.5	21.5	20	17	21	27.5																									
			MM 737	800	1130	546	508	432	533	699																									
			<b>RTA 00</b>		1 per carton																														

DESCRIPTION	FEATURES	MODEL #	STANDARD TEXTILE GRADES																																
			1	2	3	4	5	6	7	8	9	10	11	12																					
  <b>High Back Lounge Chair w/Chrome Swivel Base</b> COM: 3.75 YD   3.43 M Unit weight: 53 LB   24.1 KG Carton weight: 63 LB   28.58 KG Carton volume: 28.25 FT³   0.79 MT³	sealed seam upcharges <table border="1"> <thead> <tr> <th></th> <th>(S2)</th> <th>(SE)</th> </tr> </thead> <tbody> <tr> <td><b>8038</b></td> <td>Add \$76</td> <td>Add \$29</td> </tr> <tr> <td><b>8038F</b></td> <td>Add \$76</td> <td>Add \$44</td> </tr> <tr> <td><b>8038P</b></td> <td>Add \$93</td> <td>Add \$29</td> </tr> <tr> <td><b>8038PF</b></td> <td>Add \$93</td> <td>Add \$44</td> </tr> <tr> <td><b>8038PH</b></td> <td>Add \$112</td> <td>Add \$29</td> </tr> <tr> <td><b>8038PHF</b></td> <td>Add \$112</td> <td>Add \$44</td> </tr> </tbody> </table>		(S2)	(SE)	<b>8038</b>	Add \$76	Add \$29	<b>8038F</b>	Add \$76	Add \$44	<b>8038P</b>	Add \$93	Add \$29	<b>8038PF</b>	Add \$93	Add \$44	<b>8038PH</b>	Add \$112	Add \$29	<b>8038PHF</b>	Add \$112	Add \$44	<b>8038</b>	2666	2786	2887	3004	3195	3371	3547	3701	3892	4072	4316	4661
			(S2)	(SE)																															
		<b>8038</b>	Add \$76	Add \$29																															
		<b>8038F</b>	Add \$76	Add \$44																															
		<b>8038P</b>	Add \$93	Add \$29																															
		<b>8038PF</b>	Add \$93	Add \$44																															
		<b>8038PH</b>	Add \$112	Add \$29																															
		<b>8038PHF</b>	Add \$112	Add \$44																															
		<b>8038F</b>	2841	2985	3107	3247	3475	3687	3899	4083	4313	4529	4821	5235																					
		flip-forward seat																																	
<b>8038P</b>	2686	2806	2907	3024	3215	3391	3567	3721	3912	4092	4336	4681																							
with arm patches																																			
<b>8038PF</b>	2861	3005	3127	3267	3495	3707	3919	4103	4333	4549	4841	5255																							
with arm patches + flip-forward seat																																			
<b>8038PH</b>	2716	2836	2937	3054	3245	3421	3597	3751	3942	4122	4366	4711																							
with arm + head patches																																			
<b>8038PHF</b>	2891	3035	3157	3297	3525	3737	3949	4133	4363	4579	4871	5285																							
with arm + head patches + flip-forward seat																																			
			<b>OVERALL DIMENSIONS</b>			<b>SEAT DIMENSIONS</b>			<b>BACK DIMENSIONS</b>																										
			<b>W</b>	<b>D</b>	<b>H</b>	<b>W</b>	<b>D</b>	<b>H</b>	<b>W</b>	<b>H</b>																									
			IN 29	31.5	44.5	21.5	20	17	21	27.5																									
			MM 737	800	1130	546	508	432	533	699																									
			<b>RTA 00</b>		1 per carton																														

DESCRIPTION FEATURES MODEL # STANDARD TEXTILE GRADES



**Counter Stool w/Sled Base**  
 COM: 1.5 YD | 1.37 M  
 Unit weight: 23.5 LB | 10.7 KG  
 Carton weight: 30 LB | 13.61 KG  
 Carton volume: 9 FT³ | 0.25 MT³

sealed seam upcharges	(S2)	(SE)
<b>8051</b>	Add \$26	Add \$17

	1	2	3	4	5	6	7	8	9	10	11	12
<b>8051</b>	1135	1183	1224	1270	1347	1417	1488	1549	1626	1698	1795	1933

OVERALL DIMENSIONS			SEAT DIMENSIONS			BACK DIMENSIONS		
W	D	H	W	D	H	W	H	

IN	19.25	19	34.5	15.5	15.75	24.5	12.5	10
MM	489	483	876	394	400	622	318	254

**RTA 00** 1 per carton



**Counter Stool w/Four-Legged Wood Base**  
 COM: 1.5 YD | 1.37 M  
 Unit weight: 22 LB | 10 KG  
 Carton weight: 28 LB | 12.7 KG  
 Carton volume: 9 FT³ | 0.25 MT³

sealed seam upcharges	(S2)	(SE)
<b>8052</b>	Add \$26	Add \$17

	1	2	3	4	5	6	7	8	9	10	11	12
<b>8052</b>	1685	1733	1774	1820	1897	1967	2038	2099	2176	2248	2345	2483

OVERALL DIMENSIONS			SEAT DIMENSIONS			BACK DIMENSIONS		
W	D	H	W	D	H	W	H	

IN	19.25	19	34.5	15.5	15.75	24.5	12.5	10
MM	489	483	876	394	400	622	318	254

**RTA 00** 1 per carton



**Counter Stool w/Chrome Swivel Base**  
 COM: 1.5 YD | 1.37 M  
 Unit weight: 36.5 LB | 16.6 KG  
 Carton weight: 43 LB | 19.5 KG  
 Carton volume: 11.5 FT³ | 0.32 MT³

sealed seam upcharges	(S2)	(SE)
<b>8053</b>	Add \$26	Add \$17

	1	2	3	4	5	6	7	8	9	10	11	12
<b>8053</b>	2185	2233	2274	2320	2397	2467	2538	2599	2676	2748	2845	2983

OVERALL DIMENSIONS			SEAT DIMENSIONS			BACK DIMENSIONS		
W	D	H	W	D	H	W	H	

IN	19.25	20	34.5	15.5	15.75	24.5	12.5	10
MM	489	508	876	394	400	622	318	254

**RTA 00** 1 per carton



**Bar Stool w/Sled Base**  
 COM: 1.5 YD | 1.37 M  
 Unit weight: 25 LB | 11.4 KG  
 Carton weight: 33 LB | 14.97 KG  
 Carton volume: 11 FT³ | 0.31 MT³

sealed seam upcharges	(S2)	(SE)
<b>8054</b>	Add \$26	Add \$17

	1	2	3	4	5	6	7	8	9	10	11	12
<b>8054</b>	1210	1258	1299	1345	1422	1492	1563	1624	1701	1773	1870	2008

OVERALL DIMENSIONS			SEAT DIMENSIONS			BACK DIMENSIONS		
W	D	H	W	D	H	W	H	

IN	19.25	20	40	15.5	15.75	29.5	12.5	10
MM	489	508	1016	394	400	749	318	254

**RTA 00** 1 per carton



**Bar Stool w/Four-Legged Wood Base**  
 COM: 1.5 YD | 1.37 M  
 Unit weight: 22.5 LB | 10.2 KG  
 Carton weight: 30 LB | 13.61 KG  
 Carton volume: 11 FT³ | 0.31 MT³

sealed seam upcharges	(S2)	(SE)
<b>8055</b>	Add \$26	Add \$17

	1	2	3	4	5	6	7	8	9	10	11	12
<b>8055</b>	1760	1808	1849	1895	1972	2042	2113	2174	2251	2323	2420	2558

OVERALL DIMENSIONS			SEAT DIMENSIONS			BACK DIMENSIONS		
W	D	H	W	D	H	W	H	

IN	19.25	20	40	15.5	15.75	29.5	12.5	10
MM	489	508	1016	394	400	749	318	254

**RTA 00** 1 per carton



**Bar Stool w/Chrome Swivel Base**  
 COM: 1.5 YD | 1.37 M  
 Unit weight: 38 LB | 17.3 KG  
 Carton weight: 45.5 LB | 20.64 KG  
 Carton volume: 13.25 FT³ | 0.37 MT³

sealed seam upcharges	(S2)	(SE)
<b>8056</b>	Add \$26	Add \$17

	1	2	3	4	5	6	7	8	9	10	11	12
<b>8056</b>	2260	2308	2349	2395	2472	2542	2613	2674	2751	2823	2920	3058

OVERALL DIMENSIONS			SEAT DIMENSIONS			BACK DIMENSIONS		
W	D	H	W	D	H	W	H	

IN	19.25	20	40	15.5	15.75	29.5	12.5	10
MM	489	508	1016	394	400	749	318	254

**RTA 00** 1 per carton

DRIFT TABLES



model 8041R2616C



model 8042SQ2816I



model 8042SQ2816WSF

Drift Seating



For Drift seating, please see page 258.

DRIFT TABLE FINISHES COORDINATION CHART			
TFL/HPL TOP FINISH		COORDINATING WOOD BASE FINISH	
ACJ	Absolute Acajou	AAM	Absolute
		MWM	Medium Walnut
ASN	Asian Night	ASM	Night
AWC	Avant Cherry	ACM	Cherry
AWH	Avant Honey	AHM	Honey
BLK	Black	BKM	Black
CMB	Clear Maple	AVM	Maple
DES	Dark Espresso	ECM	Espresso Cafe
DWT	Designer White	WHM	White
NBL	Noce Biondo	NBM	Noce Biondo
NEL	Noce Leggero	NEM	Noce Leggero
NGL	Noce Grigio	NGM	Noce Grigio
NML	Noce Medio	NMM	Noce Medio
QTM	Quartered Mahogany	TMM	Mahogany
WCR	Winter Cherry	WCM	Winter Cherry
WHC	White Chocolate	WTM	WC Cream
WHE	Walnut Heights	NLW	Natural Walnut
TFL/HPL TOP FINISHES WITH NO COORDINATING WOOD BASE FINISHES		WOOD BASE FINISHES WITH NO COORDINATING HPL TOP FINISHES	
BRC**	Brushed Cobalt	EOM	English Oak
FAS**	Fashionista	NLW	Natural Walnut
FCL**	First Class	SKM	Shaker Cherry
SBY**	Sheer Beauty		
SOG**	Storm Grey		

\*\*Chrome base models are available for all TFL/HPL top finishes

STANDARD FEATURES

- Tables are available in three shapes, multiple sizes, two edge styles and three top materials. All offer three base options: sled, four-legged wood and a polished chrome base.
- Table bases are fixed and do not swivel.
- Sled bases are available in two heights.
- Wood bases are made from beechwood and are available in all standard wood finishes.
- Sled bases are standard in paint and optionally available in Chrome. See upcharges.
- Chrome bases are available in polished chrome only.
- Table tops are available in either laminate or solid surface.
- Laminate flat edge tops are available in either a 1" thick thermally fused laminate (TFL) with 2mm edgeband or 1-1/16" thick high pressure laminate (HPL) with 2mm edgeband (see upcharge).
- Laminate knife edge tops are only available in 1-3/16" thick high pressure laminate (HPL) with 2.5mm edgeband.
- Solid surface tops are 1.25" thick, available with flat or knife edge tops.
- Polished chrome bases are equipped with White non-marking polycarbonate glides that are suitable for most hard and carpeted floor surfaces.
- Tables are shipped fully assembled.

Please specify based on the following criteria:

- **Model number** (suffix determines edge detail)
  - sled base models
    - \_\_\_\_\_ **I** laminate flat edge
    - \_\_\_\_\_ **K** laminate knife edge
    - \_\_\_\_\_ **SF** solid surface flat edge
    - \_\_\_\_\_ **SK** solid surface knife edge
  - polished chrome base models
    - \_\_\_\_\_ **C** laminate flat edge
    - \_\_\_\_\_ **CK** laminate knife edge
    - \_\_\_\_\_ **CSF** solid surface flat edge
    - \_\_\_\_\_ **CSK** solid surface knife edge
  - four-legged wood base models
    - \_\_\_\_\_ **W** laminate flat edge
    - \_\_\_\_\_ **WK** laminate knife edge
    - \_\_\_\_\_ **WSF** solid surface flat edge
    - \_\_\_\_\_ **WSK** solid surface knife edge

Top details

LAMINATE

**Surface type** (laminate flat edge tables only)  
**(TFL)** Thermally fused laminate  
**(HPL)** High pressure laminate

**Top finish** (see model for HPL upcharges)

- |                              |                                 |
|------------------------------|---------------------------------|
| <b>(ACJ)</b> Absolute Acajou | <b>(FCL)</b> First Class        |
| <b>(ASN)</b> Asian Night     | <b>(NBL)</b> Noce Biondo        |
| <b>(AWC)</b> Avant Cherry    | <b>(NGL)</b> Noce Grigio        |
| <b>(AWH)</b> Avant Honey     | <b>(NEL)</b> Noce Leggero       |
| <b>(BLK)</b> Black           | <b>(NML)</b> Noce Medio         |
| <b>(BZD)</b> Blizzard        | <b>(QTM)</b> Quartered Mahogany |
| <b>(BRC)</b> Brushed Cobalt  | <b>(SBY)</b> Sheer Beauty       |
| <b>(CMB)</b> Clear Maple     | <b>(SDT)</b> Stonedust          |
| <b>(CGY)</b> Custom Grey     | <b>(SOG)</b> Storm Grey         |
| <b>(DES)</b> Dark Espresso   | <b>(WHE)</b> Walnut Heights     |
| <b>(DWT)</b> Designer White  | <b>(WHC)</b> White Chocolate    |
| <b>(FAS)</b> Fashionista     | <b>(WCR)</b> Winter Cherry      |

SOLID SURFACE

**Top finish** (see model for grade 2 upcharges)

- (SWH)** Designer White - grade 1
- (SBT)** Beige Tempest - grade 2
- (SBX)** Black Onyx Mirage - grade 2
- (SFW)** Frosty White Mirage - grade 2
- (SHS)** Hot Stone - grade 2
- (SMG)** Milk Glass Spectra - grade 2
- (SNM)** Northern Melange - grade 2

Base finish

SLED BASE

For leg frame finish options, please see page 378. Upcharges apply for the following plated finish:  
**(CHM)** Chrome. Add \$33.

**WOOD BASE** (see coordination chart)

- |                            |                             |
|----------------------------|-----------------------------|
| <b>(AAM)</b> Absolute      | <b>(NLW)</b> Natural Walnut |
| <b>(BKM)</b> Black         | <b>(ASM)</b> Night          |
| <b>(ACM)</b> Cherry        | <b>(NBM)</b> Noce Biondo    |
| <b>(EOM)</b> English Oak   | <b>(NGM)</b> Noce Grigio    |
| <b>(ECM)</b> Espresso Cafe | <b>(NEM)</b> Noce Leggero   |
| <b>(TFM)</b> Fruitwood     | <b>(NMM)</b> Noce Medio     |
| <b>(HGM)</b> Gray          | <b>(SKM)</b> Shaker Cherry  |
| <b>(AHM)</b> Honey         | <b>(TWM)</b> Walnut         |
| <b>(TMM)</b> Mahogany      | <b>(WTM)</b> WC Cream       |
| <b>(AVM)</b> Maple         | <b>(WHM)</b> White          |
| <b>(MWM)</b> Medium Walnut | <b>(WCM)</b> Winter Cherry  |

POLISHED CHROME BASE

**(CHM)** Chrome.

Glide type

SLED BASE GLIDES

- (CG)** clear polycarbonate glides for most surfaces (standard)
- (XG)** no glides (carpeted surface)
- (SG)** steel cushioned glides for carpeted surfaces. Add \$19.
- (RG)** rubber glides for most hard floor surfaces. Add \$19.
- (FG)** felt glides for most hard floor surfaces. Add \$19.

WOOD BASE GLIDES

- (NM)** White non-marking nylon for most surfaces (standard)
- (SG)** steel cushioned glides for carpeted surfaces. Add \$17.
- (RG)** non-slip rubber glides for most hard floor surfaces. Add \$22.
- (FG)** felt glides for most hard floor surfaces. Add \$22.

Please note that these finishes are coordinating and not exact matches. Please reach out to your Global Sales representative for physical samples of finishes prior to ordering.

DESCRIPTION	MODEL #	DIMENSIONS	WT/LB.	CUBIC FT.	LIST PRICE	HP ADD	GRADE 2+
-------------	---------	------------	--------	-----------	------------	--------	----------



Round Table w/Polished Chrome Four Star Base

**Laminate Flat Edge**

	W x D x H						
8041R2616C	26 x 26 x 16	30	10.75	<b>\$865</b>	<b>\$91</b>	<b>N/A</b>	
8041R3016C	30 x 30 x 16	34	13	<b>\$898</b>	<b>\$108</b>	<b>N/A</b>	

**Laminate Knife Edge**

8041R2616CK	26 x 26 x 16	30	10.75	<b>\$1504</b>	<b>N/A</b>	<b>N/A</b>	
8041R3016CK	30 x 30 x 16	34	13	<b>\$1697</b>	<b>N/A</b>	<b>N/A</b>	

**Solid Surface Flat Edge**

8041R2616CSF	26 x 26 x 16	43	10.75	<b>\$2789</b>	<b>N/A</b>	<b>\$171</b>	
8041R3016CSF	30 x 30 x 16	51.5	13	<b>\$2982</b>	<b>N/A</b>	<b>\$235</b>	

**Solid Surface Knife Edge**

8041R2616CSK	26 x 26 x 16	43	10.75	<b>\$2847</b>	<b>N/A</b>	<b>\$183</b>	
8041R3016CSK	30 x 30 x 16	51.5	13	<b>\$3070</b>	<b>N/A</b>	<b>\$253</b>	

Finished height will vary depending on material top. Shipped fully assembled in 1 carton.



Round Table w/Sled Base

**Laminate Flat Edge**

8041R2616I	26 x 26 x 16	28	10.25	<b>\$489</b>	<b>\$91</b>	<b>N/A</b>	
8041R3016I	30 x 30 x 16	33	13	<b>\$522</b>	<b>\$108</b>	<b>N/A</b>	
8041R2120I	21 x 21 x 20	23	8.75	<b>\$487</b>	<b>\$89</b>	<b>N/A</b>	

**Laminate Knife Edge**

8041R2616IK	26 x 26 x 16	28	10.25	<b>\$1128</b>	<b>N/A</b>	<b>N/A</b>	
8041R3016IK	30 x 30 x 16	33	13	<b>\$1321</b>	<b>N/A</b>	<b>N/A</b>	
8041R2120IK	21 x 21 x 20	23	8.75	<b>\$941</b>	<b>N/A</b>	<b>N/A</b>	

**Solid Surface Flat Edge**

8041R2616ISF	26 x 26 x 16	41	10.25	<b>\$2413</b>	<b>N/A</b>	<b>\$171</b>	
8041R3016ISF	30 x 30 x 16	50	13	<b>\$2606</b>	<b>N/A</b>	<b>\$235</b>	
8041R2120ISF	21 x 21 x 20	31.5	8.75	<b>\$2263</b>	<b>N/A</b>	<b>\$118</b>	

**Solid Surface Knife Edge**

8041R2616ISK	26 x 26 x 16	41	10.25	<b>\$2471</b>	<b>N/A</b>	<b>\$183</b>	
8041R3016ISK	30 x 30 x 16	50	13	<b>\$2694</b>	<b>N/A</b>	<b>\$253</b>	
8041R2120ISK	21 x 21 x 20	31.5	8.75	<b>\$2369</b>	<b>N/A</b>	<b>\$123</b>	

Finished height will vary depending on material top. Shipped fully assembled in 1 carton.



Round Table w/Wood Four Star Base

**Laminate Flat Edge**

8041R2616W	26 x 26 x 16	24	10.75	<b>\$975</b>	<b>\$91</b>	<b>N/A</b>	
8041R3016W	30 x 30 x 16	29	13	<b>\$1008</b>	<b>\$108</b>	<b>N/A</b>	

**Laminate Knife Edge**

8041R2616WK	26 x 26 x 16	24	10.75	<b>\$1614</b>	<b>N/A</b>	<b>N/A</b>	
8041R3016WK	30 x 30 x 16	29	13	<b>\$1807</b>	<b>N/A</b>	<b>N/A</b>	

**Solid Surface Flat Edge**

8041R2616WSF	26 x 26 x 16	37.5	10.75	<b>\$2899</b>	<b>N/A</b>	<b>\$171</b>	
8041R3016WSF	30 x 30 x 16	46.5	13	<b>\$3092</b>	<b>N/A</b>	<b>\$235</b>	

**Solid Surface Knife Edge**

8041R2616WSK	26 x 26 x 16	37.5	10.75	<b>\$2957</b>	<b>N/A</b>	<b>\$183</b>	
8041R3016WSK	30 x 30 x 16	46.5	13	<b>\$3180</b>	<b>N/A</b>	<b>\$253</b>	

Finished height will vary depending on material top. Shipped fully assembled in 1 carton.



DESCRIPTION	MODEL #	DIMENSIONS	WT/LB.	CUBIC FT.	LIST PRICE	HP ADD	GRADE 2+
-------------	---------	------------	--------	-----------	------------	--------	----------



Square Table w/Polished Chrome Four Star Base

		W x D x H					
<b>Laminate Flat Edge</b>							
8042SQ2216C		22.75 x 22.75 x 16	29	7.75	\$865	\$91	N/A
8042SQ2816C		28.5 x 28.5 x 16	36	11.5	\$898	\$108	N/A
<b>Laminate Knife Edge</b>							
8042SQ2216CK		22.75 x 22.75 x 16	29	7.75	\$1300	N/A	N/A
8042SQ2816CK		28.5 x 28.5 x 16	36	11.5	\$1493	N/A	N/A
<b>Solid Surface Flat Edge</b>							
8042SQ2216CSF		22.75 x 22.75 x 16	34	7.75	\$2488	N/A	\$147
8042SQ2816CSF		28.5 x 28.5 x 16	48.5	11.5	\$2832	N/A	\$235
<b>Solid Surface Knife Edge</b>							
8042SQ2216CSK		22.75 x 22.75 x 16	34	7.75	\$2847	N/A	\$176
8042SQ2816CSK		28.5 x 28.5 x 16	48.5	11.5	\$3421	N/A	\$265

Finished height will vary depending on material top. Shipped fully assembled in 1 carton.



Square Table w/Sled Base

<b>Laminate Flat Edge</b>							
8042SQ2216I		22.5 x 22.5 x 16	27	8	\$489	\$91	N/A
8042SQ2816I		28.5 x 28.5 x 16	35	11.75	\$522	\$108	N/A
8042SQ1920I		19.5 x 19.5 x 20	23.5	7.75	\$487	\$89	N/A
<b>Laminate Knife Edge</b>							
8042SQ2216IK		22.5 x 22.5 x 16	27	8	\$924	N/A	N/A
8042SQ2816IK		28.5 x 28.5 x 16	35	11.75	\$1117	N/A	N/A
8042SQ1920IK		19.5 x 19.5 x 20	23.5	7.75	\$881	N/A	N/A
<b>Solid Surface Flat Edge</b>							
8042SQ2216ISF		22.5 x 22.5 x 16	32.5	8	\$2112	N/A	\$147
8042SQ2816ISF		28.5 x 28.5 x 16	53.5	11.75	\$2456	N/A	\$235
8042SQ1920ISF		19.5 x 19.5 x 20	31.5	7.75	\$2017	N/A	\$123
<b>Solid Surface Knife Edge</b>							
8042SQ2216ISK		22.5 x 22.5 x 16	32.5	8	\$2471	N/A	\$176
8042SQ2816ISK		28.5 x 28.5 x 16	53.5	11.75	\$3045	N/A	\$265
8042SQ1920ISK		19.5 x 19.5 x 20	31.5	7.75	\$2369	N/A	\$130

Finished height will vary depending on material top. Shipped fully assembled in 1 carton.



Square Table w/Wood Four Star Base

<b>Laminate Flat Edge</b>							
8042SQ2216W		22.75 x 22.75 x 16	23	7.75	\$975	\$91	N/A
8042SQ2816W		28.5 x 28.5 x 16	30	11.5	\$1008	\$108	N/A
<b>Laminate Knife Edge</b>							
8042SQ2216WK		22.75 x 22.75 x 16	23	7.75	\$1410	N/A	N/A
8042SQ2816WK		28.5 x 28.5 x 16	30	11.5	\$1603	N/A	N/A
<b>Solid Surface Flat Edge</b>							
8042SQ2216WSF		22.75 x 22.75 x 16	29	7.75	\$2598	N/A	\$147
8042SQ2816WSF		28.5 x 28.5 x 16	50	11.5	\$2942	N/A	\$235
<b>Solid Surface Knife Edge</b>							
8042SQ2216WSK		22.75 x 22.75 x 16	29	7.75	\$2957	N/A	\$176
8042SQ2816WSK		28.5 x 28.5 x 16	50	11.5	\$3531	N/A	\$265

Finished height will vary depending on material top. Shipped fully assembled in 1 carton.



DESCRIPTION	MODEL #	DIMENSIONS	WT/LB.	CUBIC FT.	LIST PRICE	HP ADD	GRADE 2+
-------------	---------	------------	--------	-----------	------------	--------	----------



Oval Table w/Polished Chrome Four Star Base

		W x D x H					
<b>Laminate Flat Edge</b>							
80430V2616C	26 x 22 x 16	30	9.25	\$865	\$91	N/A	
80430V3116C	31 x 26 x 16	34	11.75	\$898	\$108	N/A	
<b>Laminate Knife Edge</b>							
80430V2616CK	26 x 22 x 16	30	9.25	\$1504	N/A	N/A	
80430V3116CK	31 x 26 x 16	34	11.75	\$1697	N/A	N/A	
<b>Solid Surface Flat Edge</b>							
80430V2616CSF	26 x 22 x 16	41.5	9.25	\$2789	N/A	\$171	
80430V3116CSF	31 x 26 x 16	51.5	11.75	\$2982	N/A	\$235	
<b>Solid Surface Knife Edge</b>							
80430V3116CSK	31 x 26 x 16	51.5	11.75	\$3070	N/A	\$253	
80430V3116CSK	31 x 26 x 16	51.5	11.75	\$3070	N/A	\$253	

Finished height will vary depending on material top. Shipped fully assembled in 1 carton.



Oval Table w/Sled Base

<b>Laminate Flat Edge</b>							
80430V2616I	22 x 26 x 16	28.5	8.75	\$489	\$91	N/A	
80430V3116I	31 x 26 x 16	36	11.75	\$522	\$108	N/A	
80430V2220I	18 x 22 x 20	28	10.75	\$487	\$89	N/A	
<b>Laminate Knife Edge</b>							
80430V2616IK	22 x 26 x 16	28.5	8.75	\$1128	N/A	N/A	
80430V3116IK	31 x 26 x 16	36	11.75	\$1321	N/A	N/A	
80430V2220IK	18 x 22 x 20	28	10.75	\$941	N/A	N/A	
<b>Solid Surface Flat Edge</b>							
80430V2616ISF	22 x 26 x 16	34	8.75	\$2413	N/A	\$171	
80430V3116ISF	31 x 26 x 16	50	11.75	\$2606	N/A	\$235	
80430V2220ISF	18 x 22 x 20	32	10.75	\$2263	N/A	\$118	
<b>Solid Surface Knife Edge</b>							
80430V2616ISK	22 x 26 x 16	38	8.75	\$2471	N/A	\$183	
80430V3116ISK	31 x 26 x 16	50	11.75	\$2694	N/A	\$253	
80430V2220ISK	18 x 22 x 20	32	10.75	\$2369	N/A	\$123	

Finished height will vary depending on material top. Shipped fully assembled in 1 carton.



Oval Table w/Wood Four Star Base

<b>Laminate Flat Edge</b>							
80430V2616W	26 x 22 x 16	24	9.25	\$975	\$91	N/A	
80430V3116W	31 x 26 x 16	29	11.75	\$1008	\$108	N/A	
<b>Laminate Knife Edge</b>							
80430V2616WK	26 x 22 x 16	24	9.25	\$1614	N/A	N/A	
80430V3116WK	31 x 26 x 16	29	11.75	\$1807	N/A	N/A	
<b>Solid Surface Flat Edge</b>							
80430V2616WSF	26 x 22 x 16	36.5	9.25	\$2899	N/A	\$171	
80430V3116WSF	31 x 26 x 16	46.5	11.75	\$3092	N/A	\$235	
<b>Solid Surface Knife Edge</b>							
80430V3116WSK	31 x 26 x 16	46.5	11.75	\$3180	N/A	\$253	
80430V3116WSK	31 x 26 x 16	46.5	11.75	\$3180	N/A	\$253	

Finished height will vary depending on material top. Shipped fully assembled in 1 carton.

JEO



model 8434



model 8433-4



Optional quilted stitch back (Q)



model 8435-2224



model 8436-1530






Optional five prong base with glides (G)

STANDARD FEATURES


- Jeo is a contemporary, retro-inspired series with versatility for a variety of workplace applications.
- The tailored box styling functions well in lounge, conferencing, collaboration and side/guest environments.
- Three seating models: a swivel tilter with a five prong caster base, a swivel self-centering return with a stationary round pedestal base or a matching four legged arm chair.
- Model 8433-4 is standard with a five prong Black nylon base with carpet casters (CX).
- Model 8437 is standard with Black (TBL) four-legged frame.
- Jeo also offers two styles of matching pedestal base occasional tables with a round or square laminate top, available in two height sizes (15" and 22" high).
- Upholstery options: fabric, vinyl, leather or a combination of two or more materials. Vinyl and leather models may feature stitch detail across the seat and/or back cushions, if applicable. The upholstery surfaces are seamed together with tailored double stitch detailing.

OPTIONAL FEATURES

- Chairs are available with an optional quilted stitch back, specify (Q). Add \$131.
- Model 8433-4 has an optional five prong aluminum base, specify (PA). Add \$175.
- Optional five prong aluminum base with hard glides, specify (HG). Add \$49.
- Optional soft casters are available on the five prong base, specify (ID). Add \$21.
- Model 8434 round pedestal base available in Chrome (CHM) or Brushed Chrome (BCH), please specify.
- Model 8437 has an optional Tungsten (TTU) or Designer White (TDW) four-legged frame. No upcharge. For Chrome (CHM) or Brushed Chrome (BCH) finish, add \$175.
- Occasional tables are available in the following laminate finishes to coordinate with Global desking and wood seating: Absolute Acajou (ACJ), Asian Night (ASN), Avant Cherry (AWC), Avant Honey (AWH), Black (BLK), Blizzard (BZD), Brushed Cobalt (BRC), Clear Maple (CMB), Custom Grey (CGY), Dark Espresso (DES), Designer White (DWT), Fashionista (FAS), First Class (FCL), Noce Biondo (NBL), Noce Grigio (NGL), Noce Leggero (NEL), Noce Medio (NML), Quartered Mahogany (QTM), Sheer Beauty (SBY), Stonedust (SDT), Storm Grey (SOG), Walnut Heights (WHE), White Chocolate (WHC) and Winter Cherry (WCR). Please specify.

DESCRIPTION	FEATURES	MODEL #	STANDARD TEXTILE GRADES													
			1	2	3	4	5	6	7	8	9	10	11	12		
 <p><b>Self-Centering Lounge Chair on Pedestal Base</b>                      COM: 2.75 YD   2.51 M                      Unit weight: 50 LB   22.7 KG                      Carton weight: 56 LB   25.4 KG                      Carton volume: 14.25 FT³   0.4 MT³</p>	Ergonomic features: C	8434	1945	2033	2107	2193	2333	2462	2591	2704	2844	2976	3155	3408		
		<b>OVERALL DIMENSIONS</b>			<b>SEAT DIMENSIONS</b>			<b>BACK DIMENSIONS</b>								
		W	D	H	W	D	H	W	H							
		IN 26	25	30	20	19	16.5	20	15							
		MM 660	635	762	508	483	419	508	381							
		RTA 00	1 per carton													
 <p><b>Swivel Tilter Chair</b>                      COM: 2.75 YD   2.51 M                      Unit weight: 50 LB   22.7 KG                      Carton weight: 56 LB   25.4 KG                      Carton volume: 14.25 FT³   0.4 MT³</p>	Ergonomic features: A, B, C, S	8433-4	1295	1383	1457	1543	1683	1812	1941	2054	2194	2326	2505	2758		
		<b>OVERALL DIMENSIONS</b>			<b>SEAT DIMENSIONS</b>			<b>BACK DIMENSIONS</b>								
		W	D	H	W	D	H	W	H							
		IN 26	25	30	20	19	16.5	20	15							
		MM 660	635	762	508	483	419	508	381							
		RTA 00	1 per carton													
 <p><b>Armchair</b>                      COM: 2.75 YD   2.51 M                      Unit weight: 50 LB   22.7 KG                      Carton weight: 57 LB   25.85 KG                      Carton volume: 15.75 FT³   0.44 MT³</p>		8437	1432	1520	1594	1680	1820	1949	2078	2191	2331	2463	2642	2895		
		<b>OVERALL DIMENSIONS</b>			<b>SEAT DIMENSIONS</b>			<b>BACK DIMENSIONS</b>								
		W	D	H	W	D	H	W	H							
		IN 26	25	32.5	20	19	18	20	15							
		MM 660	635	826	508	483	457	508	381							
		RTA 00	1 per carton													

DESCRIPTION	FEATURES	MODEL #	STANDARD TEXTILE GRADES																																
	<p><b>15" H Round End Table - 24" Dia. Top on Pedestal Base</b>                      COM: N/A                      Unit weight: 31 LB   14.1 KG                      Carton weight: 36 LB   16.33 KG                      Carton volume: 8.25 FT³   0.23 MT³</p>	<p>List price</p> <p><b>8435-1524</b> 939</p>																																	
		<table border="1"> <thead> <tr> <th colspan="3">OVERALL DIMENSIONS</th> <th colspan="3">SEAT DIMENSIONS</th> <th colspan="2">BACK DIMENSIONS</th> </tr> <tr> <th>W</th> <th>D</th> <th>H</th> <th>W</th> <th>D</th> <th>H</th> <th>W</th> <th>H</th> </tr> </thead> <tbody> <tr> <td>IN 24</td> <td>24</td> <td>15</td> <td>-</td> <td>-</td> <td>-</td> <td>-</td> <td>-</td> </tr> <tr> <td>MM 610</td> <td>610</td> <td>381</td> <td>-</td> <td>-</td> <td>-</td> <td>-</td> <td>-</td> </tr> </tbody> </table>	OVERALL DIMENSIONS			SEAT DIMENSIONS			BACK DIMENSIONS		W	D	H	W	D	H	W	H	IN 24	24	15	-	-	-	-	-	MM 610	610	381	-	-	-	-	-	<p><b>RTA 00</b>  1 per carton</p>
		OVERALL DIMENSIONS			SEAT DIMENSIONS			BACK DIMENSIONS																											
W	D	H	W	D	H	W	H																												
IN 24	24	15	-	-	-	-	-																												
MM 610	610	381	-	-	-	-	-																												
	<p><b>15" H Round Coffee Table - 30" Dia. Top on Pedestal Base</b>                      COM: N/A                      Unit weight: 35 LB   15.9 KG                      Carton weight: 40 LB   18.14 KG                      Carton volume: 11.75 FT³   0.33 MT³</p>	<p>List price</p> <p><b>8435-1530</b> 1120</p>																																	
		<table border="1"> <thead> <tr> <th colspan="3">OVERALL DIMENSIONS</th> <th colspan="3">SEAT DIMENSIONS</th> <th colspan="2">BACK DIMENSIONS</th> </tr> <tr> <th>W</th> <th>D</th> <th>H</th> <th>W</th> <th>D</th> <th>H</th> <th>W</th> <th>H</th> </tr> </thead> <tbody> <tr> <td>IN 30</td> <td>30</td> <td>15</td> <td>-</td> <td>-</td> <td>-</td> <td>-</td> <td>-</td> </tr> <tr> <td>MM 762</td> <td>762</td> <td>381</td> <td>-</td> <td>-</td> <td>-</td> <td>-</td> <td>-</td> </tr> </tbody> </table>	OVERALL DIMENSIONS			SEAT DIMENSIONS			BACK DIMENSIONS		W	D	H	W	D	H	W	H	IN 30	30	15	-	-	-	-	-	MM 762	762	381	-	-	-	-	-	<p><b>RTA 00</b> 1 per carton</p>
		OVERALL DIMENSIONS			SEAT DIMENSIONS			BACK DIMENSIONS																											
W	D	H	W	D	H	W	H																												
IN 30	30	15	-	-	-	-	-																												
MM 762	762	381	-	-	-	-	-																												
	<p><b>22" H Round End Table - 24" Dia. Top on Pedestal Base</b>                      COM: N/A                      Unit weight: 35 LB   15.9 KG                      Carton weight: 40 LB   18.14 KG                      Carton volume: 11.5 FT³   0.32 MT³</p>	<p>List price</p> <p><b>8435-2224</b> 975</p>																																	
		<table border="1"> <thead> <tr> <th colspan="3">OVERALL DIMENSIONS</th> <th colspan="3">SEAT DIMENSIONS</th> <th colspan="2">BACK DIMENSIONS</th> </tr> <tr> <th>W</th> <th>D</th> <th>H</th> <th>W</th> <th>D</th> <th>H</th> <th>W</th> <th>H</th> </tr> </thead> <tbody> <tr> <td>IN 24</td> <td>24</td> <td>22</td> <td>-</td> <td>-</td> <td>-</td> <td>-</td> <td>-</td> </tr> <tr> <td>MM 610</td> <td>610</td> <td>559</td> <td>-</td> <td>-</td> <td>-</td> <td>-</td> <td>-</td> </tr> </tbody> </table>	OVERALL DIMENSIONS			SEAT DIMENSIONS			BACK DIMENSIONS		W	D	H	W	D	H	W	H	IN 24	24	22	-	-	-	-	-	MM 610	610	559	-	-	-	-	-	<p><b>RTA 00</b> 1 per carton</p>
		OVERALL DIMENSIONS			SEAT DIMENSIONS			BACK DIMENSIONS																											
W	D	H	W	D	H	W	H																												
IN 24	24	22	-	-	-	-	-																												
MM 610	610	559	-	-	-	-	-																												
	<p><b>22" H Round Coffee Table - 30" Dia. Top on Pedestal Base</b>                      COM: N/A                      Unit weight: 39 LB   17.7 KG                      Carton weight: 44 LB   19.96 KG                      Carton volume: 16.75 FT³   0.47 MT³</p>	<p>List price</p> <p><b>8435-2230</b> 1155</p>																																	
		<table border="1"> <thead> <tr> <th colspan="3">OVERALL DIMENSIONS</th> <th colspan="3">SEAT DIMENSIONS</th> <th colspan="2">BACK DIMENSIONS</th> </tr> <tr> <th>W</th> <th>D</th> <th>H</th> <th>W</th> <th>D</th> <th>H</th> <th>W</th> <th>H</th> </tr> </thead> <tbody> <tr> <td>IN 30</td> <td>30</td> <td>22</td> <td>-</td> <td>-</td> <td>-</td> <td>-</td> <td>-</td> </tr> <tr> <td>MM 762</td> <td>762</td> <td>559</td> <td>-</td> <td>-</td> <td>-</td> <td>-</td> <td>-</td> </tr> </tbody> </table>	OVERALL DIMENSIONS			SEAT DIMENSIONS			BACK DIMENSIONS		W	D	H	W	D	H	W	H	IN 30	30	22	-	-	-	-	-	MM 762	762	559	-	-	-	-	-	<p><b>RTA 00</b> 1 per carton</p>
		OVERALL DIMENSIONS			SEAT DIMENSIONS			BACK DIMENSIONS																											
W	D	H	W	D	H	W	H																												
IN 30	30	22	-	-	-	-	-																												
MM 762	762	559	-	-	-	-	-																												
	<p><b>15" H Square End Table - 24" Top on Pedestal Base</b>                      COM: N/A                      Unit weight: 31 LB   14.1 KG                      Carton weight: 36 LB   16.33 KG                      Carton volume: 8.25 FT³   0.23 MT³</p>	<p>List price</p> <p><b>8436-1524</b> 939</p>																																	
		<table border="1"> <thead> <tr> <th colspan="3">OVERALL DIMENSIONS</th> <th colspan="3">SEAT DIMENSIONS</th> <th colspan="2">BACK DIMENSIONS</th> </tr> <tr> <th>W</th> <th>D</th> <th>H</th> <th>W</th> <th>D</th> <th>H</th> <th>W</th> <th>H</th> </tr> </thead> <tbody> <tr> <td>IN 24</td> <td>24</td> <td>15</td> <td>-</td> <td>-</td> <td>-</td> <td>-</td> <td>-</td> </tr> <tr> <td>MM 610</td> <td>610</td> <td>381</td> <td>-</td> <td>-</td> <td>-</td> <td>-</td> <td>-</td> </tr> </tbody> </table>	OVERALL DIMENSIONS			SEAT DIMENSIONS			BACK DIMENSIONS		W	D	H	W	D	H	W	H	IN 24	24	15	-	-	-	-	-	MM 610	610	381	-	-	-	-	-	<p><b>RTA 00</b>  1 per carton</p>
		OVERALL DIMENSIONS			SEAT DIMENSIONS			BACK DIMENSIONS																											
W	D	H	W	D	H	W	H																												
IN 24	24	15	-	-	-	-	-																												
MM 610	610	381	-	-	-	-	-																												
	<p><b>15" H Square End Coffee - 30" Top on Pedestal Base</b>                      COM: N/A                      Unit weight: 35 LB   15.9 KG                      Carton weight: 40 LB   18.14 KG                      Carton volume: 11.75 FT³   0.33 MT³</p>	<p>List price</p> <p><b>8436-1530</b> 1120</p>																																	
		<table border="1"> <thead> <tr> <th colspan="3">OVERALL DIMENSIONS</th> <th colspan="3">SEAT DIMENSIONS</th> <th colspan="2">BACK DIMENSIONS</th> </tr> <tr> <th>W</th> <th>D</th> <th>H</th> <th>W</th> <th>D</th> <th>H</th> <th>W</th> <th>H</th> </tr> </thead> <tbody> <tr> <td>IN 30</td> <td>30</td> <td>15</td> <td>-</td> <td>-</td> <td>-</td> <td>-</td> <td>-</td> </tr> <tr> <td>MM 762</td> <td>762</td> <td>381</td> <td>-</td> <td>-</td> <td>-</td> <td>-</td> <td>-</td> </tr> </tbody> </table>	OVERALL DIMENSIONS			SEAT DIMENSIONS			BACK DIMENSIONS		W	D	H	W	D	H	W	H	IN 30	30	15	-	-	-	-	-	MM 762	762	381	-	-	-	-	-	<p><b>RTA 00</b> 1 per carton</p>
		OVERALL DIMENSIONS			SEAT DIMENSIONS			BACK DIMENSIONS																											
W	D	H	W	D	H	W	H																												
IN 30	30	15	-	-	-	-	-																												
MM 762	762	381	-	-	-	-	-																												

DESCRIPTION	FEATURES	MODEL #	STANDARD TEXTILE GRADES								
 <p><b>22"H Square End Table - 24" Top on Pedestal Base</b>                      COM: N/A                      Unit weight: 35 LB   15.9 KG                      Carton weight: 40 LB   18.14 KG                      Carton volume: 11.5 FT³   0.32 MT³</p>			List price								
		<b>8436-2224</b>	975								
				OVERALL DIMENSIONS			SEAT DIMENSIONS			BACK DIMENSIONS	
				W	D	H	W	D	H	W	H
				IN 24	24	22	-	-	-	-	-
				MM 610	610	559	-	-	-	-	-
				<b>RTA 00</b>		1 per carton					
				List price							
			<b>8436-2230</b>	1155							
				OVERALL DIMENSIONS			SEAT DIMENSIONS			BACK DIMENSIONS	
			W	D	H	W	D	H	W	H	
			IN 30	30	22	-	-	-	-	-	
			MM 762	762	559	-	-	-	-	-	
			<b>RTA 00</b>		1 per carton						

KATE



model 2811-4



model 2811-8


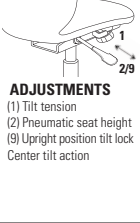

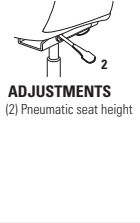



STANDARD FEATURES

- A contemporary, yet retro series featuring sculpted seat and back cushions.
- Fully upholstered closed arms offer a unique style and function in the workplace.
- Tilter and swivel are standard with a five prong, polished aluminum base with dual wheel carpet casters (**C10**).
- Armchair and ottoman are standard with steel frame and leg in Chrome finish. These bases are equipped with a Black polypropylene glide as standard.
- Upholstery options: fabric, vinyl or leather. Vinyl and leather models may feature stitch detail across the seat and/or back cushions, if applicable.

OPTIONAL FEATURES

- There are no arm options for this series.
- An optional Black injection molded base (**BLK**) is available, please specify. No upcharge.
- (**C7**) glides are available, please specify. No upcharge.
- For hard surface flooring casters, please specify (**C10R**). Add \$20.
- For additional caster options, please refer to the Arm and Caster section (page 351). *Optional casters may be priced higher than the standard casters for your chair and the difference will be charged. Lower priced optional casters will not be credited.*



DESCRIPTION	FEATURES	MODEL #	STANDARD TEXTILE GRADES													
			1	2	3	4	5	6	7	8	9	10	11	12		
 <p><b>MB Tilter</b> COM: 3.75 YD   3.43 M Unit weight: 40 LB   18.2 KG Carton weight: 50 LB   22.68 KG Carton volume: 19.25 FT<sup>3</sup>   0.54 MT<sup>3</sup></p>	 <p><b>ADJUSTMENTS</b> (1) Tilt tension (2) Pneumatic seat height (9) Upright position tilt lock Center tilt action</p> <p>Ergonomic features: A, B, C, N</p>	<b>2811-4</b>	1187	1307	1408	1525	1716	1892	2068	2222	2413	2593	2837	3182		
		<b>OVERALL DIMENSIONS</b>			<b>SEAT DIMENSIONS</b>			<b>BACK DIMENSIONS</b>								
		W D H			W D H			W H								
		IN 26 24.5 33			17.5 18 17.5-22.5			19 15.5								
		MM 660 622 838			445 457 445-572			483 394								
		<b>RTA 00</b>	1 per carton													
 <p><b>MB Swivel</b> COM: 3.75 YD   3.43 M Unit weight: 36 LB   16.4 KG Carton weight: 46 LB   20.87 KG Carton volume: 19.5 FT<sup>3</sup>   0.55 MT<sup>3</sup></p>	 <p><b>ADJUSTMENTS</b> (2) Pneumatic seat height</p> <p>Ergonomic features: C, N</p>	<b>2811-8</b>	1161	1281	1382	1499	1690	1866	2042	2196	2387	2567	2811	3156		
		<b>OVERALL DIMENSIONS</b>			<b>SEAT DIMENSIONS</b>			<b>BACK DIMENSIONS</b>								
		W D H			W D H			W H								
		IN 26 24.5 33			17.5 18 17.5-22.5			19 15.5								
		MM 660 622 838			445 457 445-572			483 394								
		<b>RTA 00</b>	1 per carton													
 <p><b>MB Armchair</b> COM: 3.75 YD   3.43 M Unit weight: 36 LB   16.4 KG Carton weight: 46 LB   20.87 KG Carton volume: 19.5 FT<sup>3</sup>   0.55 MT<sup>3</sup></p>	<p>Ergonomic features: N</p>	<b>2813</b>	1128	1248	1349	1466	1657	1833	2009	2163	2354	2534	2778	3123		
		<b>OVERALL DIMENSIONS</b>			<b>SEAT DIMENSIONS</b>			<b>BACK DIMENSIONS</b>								
		W D H			W D H			W H								
		IN 26.5 26.5 33.5			17.5 18 18			19 15.5								
		MM 673 673 851			445 457 457			483 394								
		<b>RTA 00</b>	1 per carton													
 <p><b>Ottoman</b> COM: 1.5 YD   1.37 M Unit weight: 17 LB   7.7 KG Carton weight: 22 LB   9.98 KG Carton volume: 6 FT<sup>3</sup>   0.16 MT<sup>3</sup></p>	<p>Ergonomic features: N</p>	<b>2814</b>	740	788	829	875	952	1022	1093	1154	1231	1303	1400	1538		
		<b>OVERALL DIMENSIONS</b>			<b>SEAT DIMENSIONS</b>			<b>BACK DIMENSIONS</b>								
		W D H			W D H			W H								
		IN 23.5 18.75 17.75			- - 17.75			- -								
		MM 597 476 451			- - 451			- -								
		<b>RTA 00</b>		1 per carton												

## LUX



model LX2426AC







model LX8033S

### STANDARD FEATURES

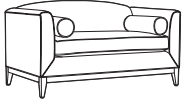
- Lux features contemporary styling with luxurious cushions.
- Sofa cushions are removable.
- Fully upholstered.
- Wood legs with non-marking, clear glides.
- Cylindrical bolsters are included with lounge chair models. One bolster on single seat lounge chair and two bolsters on two-seat and three-seat sofas.
- Upholstery options: fabric, vinyl or leather. Vinyl and leather models may feature stitch detail across the seat and/or back cushions, if applicable.

### OPTIONAL FEATURES

- Wood frames available in Absolute (AAM), Black (BKM), Cherry (ACM), English Oak (EOM), Espresso Cafe (ECM), Fruitwood (TFM), Gray (HGM), Honey (AHM), Mahogany (TMM), Maple (AVM), Medium Walnut (MWM), Natural Walnut (NLW), Night (ASM), Noce Biondo (NBM), Noce Grigio (NGM), Noce Leggero (NEM), Noce Medio (NMM), Shaker Cherry (SKM), Walnut (TWM), WC Cream (WTM), White (WHM) and Winter Cherry (WCM). Please specify.

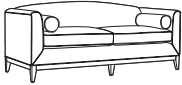
DESCRIPTION	FEATURES	MODEL #	STANDARD TEXTILE GRADES											
			1	2	3	4	5	6	7	8	9	10	11	12
 <p><b>Side Chair</b> COM: 3 YD   2.74 M Unit weight: 26 LB   11.8 KG Carton weight: 36 LB   16.33 KG Carton volume: 17.75 FT³   0.5 MT³</p>		<b>LX2226SC</b>	1410	1506	1587	1680	1833	1974	2115	2238	2391	2535	2730	3006
			<b>OVERALL DIMENSIONS</b>			<b>SEAT DIMENSIONS</b>			<b>BACK DIMENSIONS</b>					
			<b>W</b>	<b>D</b>	<b>H</b>	<b>W</b>	<b>D</b>	<b>H</b>	<b>W</b>	<b>H</b>				
			IN 25	27.75	36	18	19.5	19	24	17				
			MM 635	705	914	457	495	483	610	432				
		<b>RTA 00</b>	1 per carton											
 <p><b>Armchair</b> COM: 3.25 YD   2.97 M Unit weight: 30 LB   13.6 KG Carton weight: 40 LB   18.14 KG Carton volume: 17.75 FT³   0.5 MT³</p>		<b>LX2426AC</b>	1778	1882	1970	2071	2236	2389	2542	2675	2841	2997	3208	3507
			<b>OVERALL DIMENSIONS</b>			<b>SEAT DIMENSIONS</b>			<b>BACK DIMENSIONS</b>					
			<b>W</b>	<b>D</b>	<b>H</b>	<b>W</b>	<b>D</b>	<b>H</b>	<b>W</b>	<b>H</b>				
			IN 26	27.75	36	18	19.5	19	24	17				
			MM 660	705	914	457	495	483	610	432				
		<b>RTA 00</b>	1 per carton											
 <p><b>Lounge Chair</b> COM: 8.5 YD   7.77 M Unit weight: 65 LB   29.5 KG Carton weight: 77 LB   34.93 KG Carton volume: 30.25 FT³   0.85 MT³</p>		<b>LX3433CH</b>	2869	3141	3371	3634	4068	4467	4867	5215	5649	6057	6609	7391
			<b>OVERALL DIMENSIONS</b>			<b>SEAT DIMENSIONS</b>			<b>BACK DIMENSIONS</b>					
			<b>W</b>	<b>D</b>	<b>H</b>	<b>W</b>	<b>D</b>	<b>H</b>	<b>W</b>	<b>H</b>				
			IN 35	34	33	22	20.5	21	22	11				
			MM 889	864	838	559	521	533	559	279				
		<b>RTA 00</b>	1 per carton											
 <p><b>Ottoman</b> COM: 2.5 YD   2.29 M Unit weight: 40 LB   18.2 KG Carton weight: 48 LB   21.77 KG Carton volume: 18.25 FT³   0.51 MT³</p>		<b>LX3636OTT</b>	1915	1995	2063	2140	2268	2385	2503	2605	2733	2853	3015	3245
			<b>OVERALL DIMENSIONS</b>			<b>SEAT DIMENSIONS</b>			<b>BACK DIMENSIONS</b>					
			<b>W</b>	<b>D</b>	<b>H</b>	<b>W</b>	<b>D</b>	<b>H</b>	<b>W</b>	<b>H</b>				
			IN 36	36	16	36	-	16	-	-				
			MM 914	914	406	914	-	406	-	-				
		<b>RTA 00</b>	1 per carton											

DESCRIPTION	FEATURES	MODEL #	STANDARD TEXTILE GRADES											
			1	2	3	4	5	6	7	8	9	10	11	12



**Two Seat Sofa w/Cylindrical Bolsters**  
 COM: 12 YD | 10.97 M  
 Unit weight: 90 LB | 40.9 KG  
 Carton weight: 105 LB | 47.63 KG  
 Carton volume: 50.25 FT³ | 1.42 MT³

MODEL #	1	2	3	4	5	6	7	8	9	10	11	12
	LX6033S	4100	4484	4808	5180	5792	6356	6920	7412	8024	8600	9380
OVERALL DIMENSIONS			SEAT DIMENSIONS			BACK DIMENSIONS						
W	D	H	W	D	H	W	H	W	H			
IN 61	34	33	47.75	20.5	21	47.75	11	47.75	11			
MM 1549	864	838	1213	521	533	1213	279	1213	279			
RTA 00		1 per carton										



**Three Seat Sofa w/Cylindrical Bolsters**  
 COM: 14.75 YD | 13.49 M  
 Unit weight: 105 LB | 47.7 KG  
 Carton weight: 125 LB | 56.7 KG  
 Carton volume: 66.25 FT³ | 1.87 MT³

MODEL #	1	2	3	4	5	6	7	8	9	10	11	12
	LX8033S	4948	5420	5818	6276	7028	7721	8414	9019	9771	10479	11438
OVERALL DIMENSIONS			SEAT DIMENSIONS			BACK DIMENSIONS						
W	D	H	W	D	H	W	H	W	H			
IN 81	34	33	68	20.5	21	68	11	68	11			
MM 2057	864	838	1727	521	533	1727	279	1727	279			
RTA 00		1 per carton										

## ML



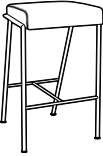



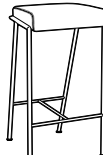



model ML2630

### STANDARD FEATURES

- Modern seating with a distinctive retro design featuring a steel tube frame, legs and arms.
- Fully upholstered continuous seat and back cushions.
- Standard with non-marking Black glides.
- Upholstery options: fabric, vinyl or leather. Vinyl and leather models may feature stitch detail across the seat and/or back cushions, if applicable.

### OPTIONAL FEATURES

- Available in five frame finish options: Chrome (**CHM**), Brushed Chrome (**BCH**), Black (**TBL**), Designer White (**TDW**) or Tungsten (**TTU**), please specify. No upcharge.

DESCRIPTION	FEATURES	MODEL #	STANDARD TEXTILE GRADES											
			1	2	3	4	5	6	7	8	9	10	11	12
 <p><b>Counter Height Stool - 24" Seat Height</b> COM: 0.5 YD   0.46 M Unit weight: 17 LB   7.7 KG Carton weight: 24 LB   10.89 KG Carton volume: 9.5 FT³   0.26 MT³</p>		<b>ML171724</b>	1483	1499	1513	1528	1554	1577	1601	1621	1647	1671	1703	1749
			<b>OVERALL DIMENSIONS</b>			<b>SEAT DIMENSIONS</b>			<b>BACK DIMENSIONS</b>					
			<b>W</b>	<b>D</b>	<b>H</b>	<b>W</b>	<b>D</b>	<b>H</b>	<b>W</b>	<b>H</b>				
			IN 18	19	24	-	-	-	-	-				
		MM 457	483	610	-	-	-	-	-					
		<b>RTA 00</b>		1 per carton										
 <p><b>Bar Height Stool - 30" Seat Height</b> COM: 0.5 YD   0.46 M Unit weight: 18 LB   8.2 KG Carton weight: 26 LB   11.79 KG Carton volume: 13.75 FT³   0.38 MT³</p>		<b>ML171730</b>	1517	1533	1547	1562	1588	1611	1635	1655	1681	1705	1737	1783
			<b>OVERALL DIMENSIONS</b>			<b>SEAT DIMENSIONS</b>			<b>BACK DIMENSIONS</b>					
			<b>W</b>	<b>D</b>	<b>H</b>	<b>W</b>	<b>D</b>	<b>H</b>	<b>W</b>	<b>H</b>				
			IN 18	20.5	30	-	-	-	-	-				
		MM 457	521	762	-	-	-	-	-					
		<b>RTA 00</b>		1 per carton										
 <p><b>Bar Height Stool - 33" Seat Height</b> COM: 0.5 YD   0.46 M Unit weight: 19 LB   8.6 KG Carton weight: 27 LB   12.25 KG Carton volume: 13.75 FT³   0.38 MT³</p>		<b>ML171733</b>	1550	1566	1580	1595	1621	1644	1668	1688	1714	1738	1770	1816
			<b>OVERALL DIMENSIONS</b>			<b>SEAT DIMENSIONS</b>			<b>BACK DIMENSIONS</b>					
			<b>W</b>	<b>D</b>	<b>H</b>	<b>W</b>	<b>D</b>	<b>H</b>	<b>W</b>	<b>H</b>				
			IN 18	21.5	33	-	-	-	-	-				
		MM 457	546	838	-	-	-	-	-					
		<b>RTA 00</b>		1 per carton										
 <p><b>Ottoman</b> COM: 1.25 YD   1.14 M Unit weight: 23 LB   10.5 KG Carton weight: 28 LB   12.7 KG Carton volume: 5.75 FT³   0.16 MT³</p>		<b>ML2121</b>	1454	1494	1528	1567	1630	1689	1748	1799	1863	1923	2004	2119
			<b>OVERALL DIMENSIONS</b>			<b>SEAT DIMENSIONS</b>			<b>BACK DIMENSIONS</b>					
			<b>W</b>	<b>D</b>	<b>H</b>	<b>W</b>	<b>D</b>	<b>H</b>	<b>W</b>	<b>H</b>				
			IN 21	21	17	-	-	-	-	-				
		MM 533	533	432	-	-	-	-	-					
		<b>RTA 00</b>		1 per carton										



DESCRIPTION	FEATURES	MODEL #	STANDARD TEXTILE GRADES											
			1	2	3	4	5	6	7	8	9	10	11	12



**Dining Chair**  
 COM: 1.75 YD | 1.6 M  
 Unit weight: 26 LB | 11.8 KG  
 Carton weight: 33 LB | 14.97 KG  
 Carton volume: 14.75 FT³ | 0.41 MT³

<b>ML2326</b>	2083	2139	2186	2241	2330	2412	2494	2566	2655	2739	2853	3014
---------------	------	------	------	------	------	------	------	------	------	------	------	------

OVERALL DIMENSIONS			SEAT DIMENSIONS			BACK DIMENSIONS	
W	D	H	W	D	H	W	H

IN	23.25	29.5	29.75	20.5	17	18	17	11.5
MM	591	749	756	521	432	457	432	292

**RTA 00** 1 per carton



**Lounge Chair**  
 COM: 2.5 YD | 2.29 M  
 Unit weight: 46 LB | 20.9 KG  
 Carton weight: 54 LB | 24.49 KG  
 Carton volume: 21.25 FT³ | 0.6 MT³

<b>ML2630</b>	2328	2408	2476	2553	2681	2798	2916	3018	3146	3266	3428	3658
---------------	------	------	------	------	------	------	------	------	------	------	------	------

OVERALL DIMENSIONS			SEAT DIMENSIONS			BACK DIMENSIONS	
W	D	H	W	D	H	W	H

IN	26	34.5	35	23	20	18	18	17.5
MM	660	876	889	584	508	457	457	445

**RTA 00** 1 per carton

## ML PARK



model ML4634CH






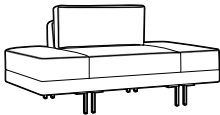

model ML8634

## STANDARD FEATURES

- ML Park is a modern armless lounge seating series with a distinctive retro design.
- Features aluminum legs with non-marking Black glides.
- Fully upholstered continuous seat and back cushions with distinctive seams.
- Upholstery options: fabric, vinyl or leather. Vinyl and leather models may feature stitch detail across the seat and/or back cushions, if applicable.

## OPTIONAL FEATURES

- Optional fixed back cushion (**FC**) is available on lounge models, please specify. Model ML4634, add \$157. Model ML6634, add \$210. Model ML8634, add \$263.
- Available in five leg finish options: Black (**TBL**), Brushed Aluminum (**BAL**), Designer White (**TDW**), Polished Aluminum (**ALU**) or Tungsten (**TTU**), please specify. No upcharge.

DESCRIPTION	FEATURES	MODEL #	STANDARD TEXTILE GRADES											
			1	2	3	4	5	6	7	8	9	10	11	12
 <p><b>Ottoman</b> COM: 1.5 YD   1.37 M Unit weight: 35 LB   15.9 KG Carton weight: 41 LB   18.6 KG Carton volume: 9.75 FT³   0.27 MT³</p>		<b>ML2634</b>	1525	1573	1614	1660	1737	1807	1878	1939	2016	2088	2185	2323
			<b>OVERALL DIMENSIONS</b>			<b>SEAT DIMENSIONS</b>			<b>BACK DIMENSIONS</b>					
			<b>W</b>	<b>D</b>	<b>H</b>	<b>W</b>	<b>D</b>	<b>H</b>	<b>W</b>	<b>H</b>				
			IN 26.75	26.75	18.25	-	-	-	-	-				
		MM 679	679	464	-	-	-	-	-					
		<b>RTA 00</b>		1 per carton										
 <p><b>Lounge Chair</b> COM: 7.25 YD   6.63 M Unit weight: 85 LB   38.6 KG Carton weight: 95 LB   43.09 KG Carton volume: 35.5 FT³   1 MT³</p>		<b>ML4634</b>	2932	3164	3360	3585	3954	4295	4636	4933	5303	5651	6122	6789
			<b>OVERALL DIMENSIONS</b>			<b>SEAT DIMENSIONS</b>			<b>BACK DIMENSIONS</b>					
			<b>W</b>	<b>D</b>	<b>H</b>	<b>W</b>	<b>D</b>	<b>H</b>	<b>W</b>	<b>H</b>				
			IN 42.75	36	32	42.75	24	20	20	12				
		MM 1086	914	813	1086	610	508	508	305					
		<b>RTA 00</b>	1 per carton											
 <p><b>Two Seat Sofa</b> COM: 7.5 YD   6.86 M Unit weight: 120 LB   54.5 KG Carton weight: 132 LB   59.87 KG Carton volume: 52 FT³   1.47 MT³</p>		<b>ML6634</b>	5018	5258	5461	5693	6076	6428	6781	7088	7471	7831	8318	9008
			<b>OVERALL DIMENSIONS</b>			<b>SEAT DIMENSIONS</b>			<b>BACK DIMENSIONS</b>					
			<b>W</b>	<b>D</b>	<b>H</b>	<b>W</b>	<b>D</b>	<b>H</b>	<b>W</b>	<b>H</b>				
			IN 66	36	32	66	24	20	20	12				
		MM 1676	914	813	1676	610	508	508	305					
		<b>RTA 00</b>	1 per carton											
 <p><b>Three Seat Sofa</b> COM: 11 YD   10.06 M Unit weight: 145 LB   65.9 KG Carton weight: 160 LB   72.57 KG Carton volume: 67.25 FT³   1.9 MT³</p>		<b>ML8634</b>	5916	6268	6565	6906	7467	7984	8501	8952	9513	10041	10756	11768
			<b>OVERALL DIMENSIONS</b>			<b>SEAT DIMENSIONS</b>			<b>BACK DIMENSIONS</b>					
			<b>W</b>	<b>D</b>	<b>H</b>	<b>W</b>	<b>D</b>	<b>H</b>	<b>W</b>	<b>H</b>				
			IN 86	36	32	86	24	20	40	12				
		MM 2184	914	813	2184	610	508	1016	305					
		<b>RTA 00</b>	1 per carton											

PRAIRIE



model 3481






model 3482

STANDARD FEATURES

- Features barrel shaped arms that provide an attractive and enticing appearance.
- Fully upholstered. Tapered wood skirt and legs.
- Fixed, non-removable cushions.
- Elasticized seat suspension system for extra comfort.
- Series includes lounge chair, two seat and three seat sofa.
- Upholstery options: fabric, vinyl or leather. Vinyl and leather models may feature stitch detail across the seat and/or back cushions, if applicable.

OPTIONAL FEATURES

- Tapered wood legs are available in Absolute (AAM), Black (BKM), Cherry (ACM), Espresso Cafe (ECM), English Oak (EOM), Fruitwood (TFM), Gray (HGM), Honey (AHM), Mahogany (TMM), Maple (AVM), Medium Walnut (MWM), Natural Walnut (NLW), Night (ASM), Noce Biondo (NBM), Noce Grigio (NGM), Noce Leggero (NEM), Noce Medio (NMM), Shaker Cherry (SKM), Walnut (TWM), WC Cream (WTM), White (WHM) and Winter Cherry (WCM). Please specify. Genuine maple faced veneers and solids are used.

DESCRIPTION	FEATURES	MODEL #	STANDARD TEXTILE GRADES											
			1	2	3	4	5	6	7	8	9	10	11	12
 <b>Lounge Chair</b> COM: 4.25 YD   3.89 M Unit weight: 70 LB   31.8 KG Carton weight: 80 LB   36.29 KG Carton volume: 19.25 FT³   0.54 MT³		<b>3481</b>	1502	1638	1753	1885	2101	2301	2501	2675	2892	3096	3372	3763
			<b>OVERALL DIMENSIONS</b>			<b>SEAT DIMENSIONS</b>			<b>BACK DIMENSIONS</b>					
			<b>W</b>	<b>D</b>	<b>H</b>	<b>W</b>	<b>D</b>	<b>H</b>	<b>W</b>	<b>H</b>				
			IN 32	29	30.5	21	19	16	21	14.5				
			MM 813	737	775	533	483	406	533	368				
		<b>RTA 00</b>	1 per carton											
 <b>Two Seat Sofa</b> COM: 6.25 YD   5.72 M Unit weight: 96 LB   43.6 KG Carton weight: 106 LB   48.08 KG Carton volume: 41.25 FT³   1.16 MT³		<b>3482</b>	2050	2250	2419	2613	2931	3225	3519	3775	4094	4394	4800	5375
			<b>OVERALL DIMENSIONS</b>			<b>SEAT DIMENSIONS</b>			<b>BACK DIMENSIONS</b>					
			<b>W</b>	<b>D</b>	<b>H</b>	<b>W</b>	<b>D</b>	<b>H</b>	<b>W</b>	<b>H</b>				
			IN 52.5	29	30.5	42	19	16	42	14.5				
			MM 1334	737	775	1067	483	406	1067	368				
		<b>RTA 00</b>	1 per carton											
 <b>Three Seat Sofa</b> COM: 9.5 YD   8.69 M Unit weight: 135 LB   61.4 KG Carton weight: 150 LB   68.04 KG Carton volume: 55.5 FT³   1.57 MT³		<b>3483</b>	2599	2903	3160	3454	3939	4385	4832	5221	5706	6162	6779	7653
			<b>OVERALL DIMENSIONS</b>			<b>SEAT DIMENSIONS</b>			<b>BACK DIMENSIONS</b>					
			<b>W</b>	<b>D</b>	<b>H</b>	<b>W</b>	<b>D</b>	<b>H</b>	<b>W</b>	<b>H</b>				
			IN 73.5	29	30.5	63.5	19	16	63.5	14.5				
			MM 1867	737	775	1613	483	406	1613	368				
		<b>RTA 00</b>	1 per carton											

RIVER



Sample Layout



Sample Layout

STANDARD FEATURES

- A seating series that is composed of modular units in straight, curved and corner sections, as well as freestanding units. Soft seating models are available with standard height, high and extended high backs. Linking units can be used together in any combination to create a wide variety of layouts.
- Armless units can be ganged together with a quick connect, disconnect feature. Ganging hardware is standard and is factory installed. Ganging hardware swivels out of sight when not in use.
- Front edge of the seat angles slightly inward, so feet have freedom of movement and don't rub on the seat. This inward slant matches the inward angles of the back. Benches and connecting end tables also reflect the inward angles on the front and back faces, so all units coordinate in visual appearance.
- The unique tapered legs are made of welded steel, with each leg bolted directly to the unit frame. All units except for the laptop tables have the same leg height of 6.5". The leg height makes it easier to clean under the product.
- Legs are standard in Chrome with Black nylon non-marking height adjustable glides.
- All cushions are fixed and non-removable. Perimeter seams feature a decorative single stitch detail, which makes seams lay flat and adds extra seam strength.
- Seating frames are heavy duty with interlocking plywood, puzzle box construction, and are made for active environments. Seats are high density with highly resilient foam.
- Personal Harbor high traffic units are rated at 350 lbs., suitable for 24/7 use and should be specified in textiles that meet or exceed 100,000 double rubs (for the fabric portion of the warranty to apply). These units have the same puzzle box frame construction as other River models except the framing wood is 1" thick, rotary cut, birch plywood.
- Upholstery options: fabric, vinyl or leather. Leather only recommended on seat and may feature a horizontal stitch detail.

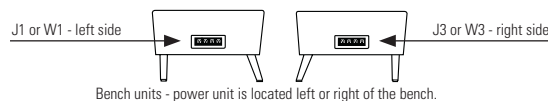
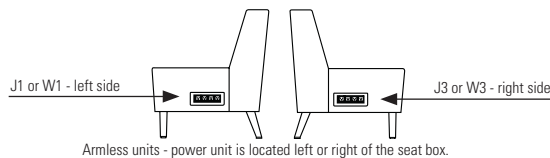
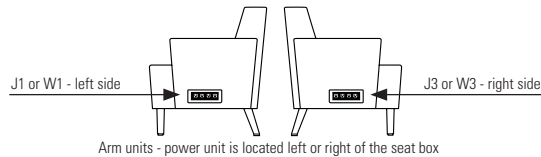
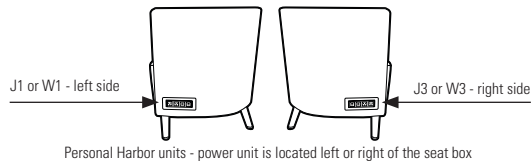
OPTIONAL FEATURES

- Most tables and seating units (except round benches) can be specified with power/USB units, which include two power outlets, two double USB terminals and a Black 5" three-prong power cord. Each power/USB unit is set in predetermined locations, as shown in the electrical illustrations below. Electrical units must be factory installed.
- Power/USB units are available with either Jet Black (J) face plate with Black power/USB receptacles or with a White (W) face plate with White power/USB receptacles.
- To add a power/USB unit, please specify (J1), (W1), (J2), (W2), (J3), (W3), (J4), (W4), (J6) or (W6) after the product model number. Please note on seating units, if both right and left locations are required, add both (J1/J3) or (W1/W3) to the model number. Add \$729 each.
- Tables are made with high pressure laminate and are offered in the following finishes: Absolute Acajou (ACJ), Asian Night (ASN), Avant Cherry (AWC), Avant Honey (AWH), Blizzard (BZD), Clear Maple (CMB), Custom Grey (CGY), Dark Espresso (DES), Designer White (DWT), Stonedust (SDT), Walnut Heights (WHE), White Chocolate (WHC) and Winter Cherry (WCR). Please specify. Custom high pressure laminate finishes will be considered upon request.
- For leg finish options, please see page 378. No upcharges.
- If more than one fabric or a fabric/vinyl and leather combination is required, please fill out a "Seating Multiple Textile" form, specifying each fabric location. Please contact Customer Service for more information.

ELECTRICAL PLACEMENT

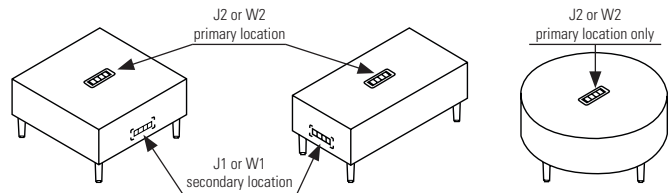
Soft Seating

Locations available on left side J1 (Black) or W1 (White), right side J3 (Black), or W3 (White) or both sides J1/J3 (Black) or W1/W3 (White).

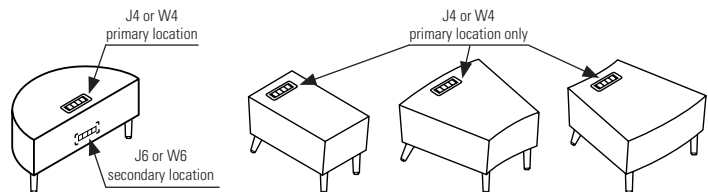


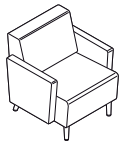


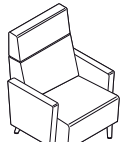
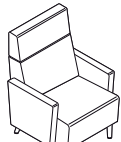
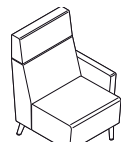
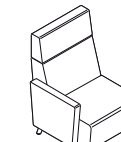
Coffee/End Tables


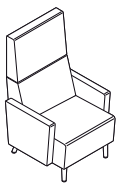
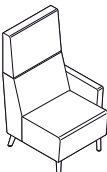
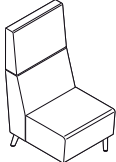
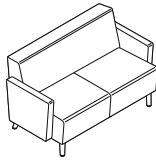
Primary location is on the top of the unit, centered J2 (Black) or W2 (White). Secondary Location is end/side of the unit J1 (Black) or W1 (White).

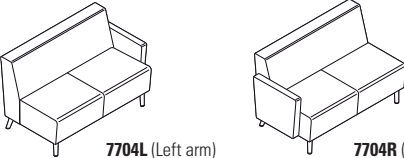


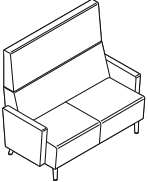
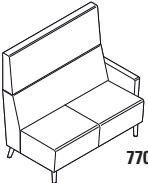


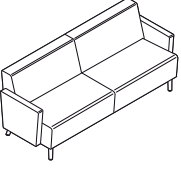

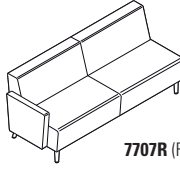
Primary location is on the top rear/edge of the unit J4 (Black) or W4 (White). Secondary Location is the back side of the unit J6 (Black) or W6 (White).



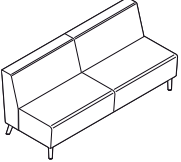
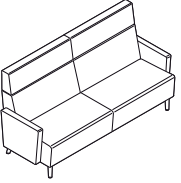
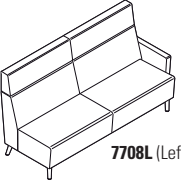
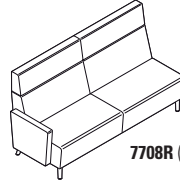

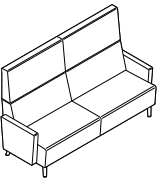
DESCRIPTION	FEATURES	MODEL#	STANDARD TEXTILE GRADES											
			1	2	3	4	5	6	7	8	9	10	11	12
 <p><b>Lounge Chair - Standard Back w/Arms</b> COM: 4 YD   3.66 M Unit weight: 46 LB   20.9 KG Carton weight: 57 LB   25.85 KG Carton volume: 22.5 FT³   0.63 MT³</p>	<p>For power/USB unit please see electrical placement chart. Freestanding unit only.</p>	<p><b>7701</b></p>	1920	2048	2156	2280	2484	2672	2860	3024	3228	3420	3680	4048
			<b>OVERALL DIMENSIONS</b>			<b>SEAT DIMENSIONS</b>			<b>BACK DIMENSIONS</b>					
			<b>W</b>	<b>D</b>	<b>H</b>	<b>W</b>	<b>D</b>	<b>H</b>	<b>W</b>	<b>H</b>				
			IN 29.5 MM 749	29.5 749	32 813	24 610	19 483	18 457	24 610	14 356				
			<p><b>RTA 00</b> 1 per carton</p>											
  <p><b>7701L (Left arm)</b>      <b>7701R (Right arm)</b></p> <p><b>Lounge Chair - Standard w/One Arm</b> COM: 3.25 YD   2.97 M Unit weight: 36 LB   16.4 KG Carton weight: 47 LB   21.32 KG Carton volume: 22.5 FT³   0.63 MT³</p>	<p>For power/USB unit please see electrical placement chart. Includes ganging hardware (1 side).</p>	<p><b>7701L</b> <b>7701R</b></p>	1676	1780	1868	1969	2134	2287	2440	2573	2739	2895	3106	3405
			<b>OVERALL DIMENSIONS</b>			<b>SEAT DIMENSIONS</b>			<b>BACK DIMENSIONS</b>					
			<b>W</b>	<b>D</b>	<b>H</b>	<b>W</b>	<b>D</b>	<b>H</b>	<b>W</b>	<b>H</b>				
			IN 27 MM 686	29.5 749	32 813	24 610	19 483	18 457	24 610	14 356				
			<p><b>RTA 00</b> 1 per carton</p>											
 <p><b>Armless Lounge Chair - Standard Back</b> COM: 2.5 YD   2.29 M Unit weight: 26 LB   11.8 KG Carton weight: 37 LB   16.78 KG Carton volume: 22.5 FT³   0.63 MT³</p>	<p>For power/USB unit please see electrical placement chart. Includes ganging hardware (2 sides).</p>	<p><b>7701NA</b></p>	1432	1512	1580	1657	1785	1902	2020	2122	2250	2370	2532	2762
			<b>OVERALL DIMENSIONS</b>			<b>SEAT DIMENSIONS</b>			<b>BACK DIMENSIONS</b>					
			<b>W</b>	<b>D</b>	<b>H</b>	<b>W</b>	<b>D</b>	<b>H</b>	<b>W</b>	<b>H</b>				
			IN 24.5 MM 622	29.5 749	32 813	24 610	19 483	18 457	24 610	14 356				
			<p><b>RTA 00</b> 1 per carton</p>											
 <p><b>Lounge Chair - High Back w/Arms</b> COM: 4.5 YD   4.11 M Unit weight: 48 LB   21.8 KG Carton weight: 61 LB   27.67 KG Carton volume: 28.25 FT³   0.79 MT³</p>	<p>For power/USB unit please see electrical placement chart. Freestanding unit only.</p>	<p><b>7702</b></p>	2154	2298	2420	2559	2789	3000	3212	3396	3626	3842	4134	4548
			<b>OVERALL DIMENSIONS</b>			<b>SEAT DIMENSIONS</b>			<b>BACK DIMENSIONS</b>					
			<b>W</b>	<b>D</b>	<b>H</b>	<b>W</b>	<b>D</b>	<b>H</b>	<b>W</b>	<b>H</b>				
			IN 29.5 MM 749	29.5 749	41.5 1054	24 610	19 483	18 457	24 610	24 610				
			<p><b>RTA 00</b> 1 per carton</p>											
  <p><b>7702L (Left arm)</b>      <b>7702R (Right arm)</b></p> <p><b>Lounge Chair - High Back w/One Arm</b> COM: 3.75 YD   3.43 M Unit weight: 38 LB   17.3 KG Carton weight: 51 LB   23.13 KG Carton volume: 28.25 FT³   0.79 MT³</p>	<p>For power/USB unit please see electrical placement chart. Includes ganging hardware (1 side).</p>	<p><b>7702L</b> <b>7702R</b></p>	1913	2033	2134	2251	2442	2618	2794	2948	3139	3319	3563	3908
			<b>OVERALL DIMENSIONS</b>			<b>SEAT DIMENSIONS</b>			<b>BACK DIMENSIONS</b>					
			<b>W</b>	<b>D</b>	<b>H</b>	<b>W</b>	<b>D</b>	<b>H</b>	<b>W</b>	<b>H</b>				
			IN 27 MM 686	29.5 749	41.5 1054	24 610	19 483	18 457	24 610	24 610				
			<p><b>RTA 00</b> 1 per carton</p>											




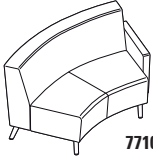
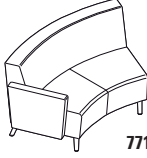

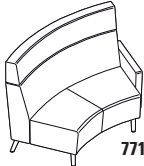
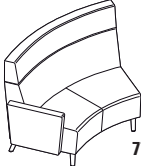
DESCRIPTION	FEATURES	MODEL#	STANDARD TEXTILE GRADES													
			1	2	3	4	5	6	7	8	9	10	11	12		
 <p><b>Armless Lounge Chair - High Back</b>                      COM: 3 YD   2.74 M                      Unit weight: 28 LB   12.7 KG                      Carton weight: 41 LB   18.6 KG                      Carton volume: 28.25 FT<sup>3</sup>   0.79 MT<sup>3</sup></p>	For power/USB unit please see electrical placement chart. Includes ganging hardware (2 sides).	7702NA	1669	1765	1846	1939	2092	2233	2374	2497	2650	2794	2989	3265		
			<b>OVERALL DIMENSIONS</b>			<b>SEAT DIMENSIONS</b>			<b>BACK DIMENSIONS</b>							
			<b>W</b>	<b>D</b>	<b>H</b>	<b>W</b>	<b>D</b>	<b>H</b>	<b>W</b>	<b>H</b>						
			IN 24.5 MM 622	29.5 749	41.5 1054	24 610	19 483	18 457	24 610	24 610						
			<b>RTA 00</b>			1 per carton										
 <p><b>Lounge Chair - Extended Back w/Arms</b>                      COM: 4.75 YD   4.34 M                      Unit weight: 51 LB   23.2 KG                      Carton weight: 68 LB   30.84 KG                      Carton volume: 32.75 FT<sup>3</sup>   0.92 MT<sup>3</sup></p>	For power/USB unit please see electrical placement chart. Freestanding unit only.	7703	2247	2399	2527	2675	2917	3140	3363	3558	3800	4028	4337	4774		
			<b>OVERALL DIMENSIONS</b>			<b>SEAT DIMENSIONS</b>			<b>BACK DIMENSIONS</b>							
			<b>W</b>	<b>D</b>	<b>H</b>	<b>W</b>	<b>D</b>	<b>H</b>	<b>W</b>	<b>H</b>						
			IN 29.5 MM 749	29.5 749	47 1194	24 610	19 483	18 457	24 610	29 737						
			<b>RTA 00</b>			1 per carton										
 <p><b>Lounge Chair-Extended Back w/One Arm</b>                      COM: 4 YD   3.66 M                      Unit weight: 41 LB   18.6 KG                      Carton weight: 58 LB   26.31 KG                      Carton volume: 32.75 FT<sup>3</sup>   0.92 MT<sup>3</sup></p>	For power/USB unit please see electrical placement chart. Includes ganging hardware (1 side).	7703L 7703R	2004	2132	2240	2364	2568	2756	2944	3108	3312	3504	3764	4132		
			<b>OVERALL DIMENSIONS</b>			<b>SEAT DIMENSIONS</b>			<b>BACK DIMENSIONS</b>							
			<b>W</b>	<b>D</b>	<b>H</b>	<b>W</b>	<b>D</b>	<b>H</b>	<b>W</b>	<b>H</b>						
			IN 27 MM 686	29.5 749	47 1194	24 610	19 483	18 457	24 610	29 737						
			<b>RTA 00</b>			1 per carton										
 <p><b>Armless Lounge Chair - Extended Back</b>                      COM: 3.25 YD   2.97 M                      Unit weight: 31 LB   14.1 KG                      Carton weight: 48 LB   21.77 KG                      Carton volume: 32.75 FT<sup>3</sup>   0.92 MT<sup>3</sup></p>	For power/USB unit please see electrical placement chart. Includes ganging hardware (2 sides).	7703NA	1761	1865	1953	2054	2219	2372	2525	2658	2824	2980	3191	3490		
			<b>OVERALL DIMENSIONS</b>			<b>SEAT DIMENSIONS</b>			<b>BACK DIMENSIONS</b>							
			<b>W</b>	<b>D</b>	<b>H</b>	<b>W</b>	<b>D</b>	<b>H</b>	<b>W</b>	<b>H</b>						
			IN 24.5 MM 622	29.5 749	47 1194	24 610	19 483	18 457	24 610	29 737						
			<b>RTA 00</b>			1 per carton										
 <p><b>Two Seater - Standard Back w/Arms</b>                      COM: 5.5 YD   5.03 M                      Unit weight: 73 LB   33.2 KG                      Carton weight: 95 LB   43.09 KG                      Carton volume: 39 FT<sup>3</sup>   1.1 MT<sup>3</sup></p>	For power/USB unit please see electrical placement chart. Freestanding unit only.	7704	2702	2878	3027	3197	3478	3736	3995	4220	4501	4765	5122	5628		
			<b>OVERALL DIMENSIONS</b>			<b>SEAT DIMENSIONS</b>			<b>BACK DIMENSIONS</b>							
			<b>W</b>	<b>D</b>	<b>H</b>	<b>W</b>	<b>D</b>	<b>H</b>	<b>W</b>	<b>H</b>						
			IN 53.5 MM 1359	29.5 749	32 813	48 1219	19 483	18 457	48 1219	14 356						
			<b>RTA 00</b>			1 per carton										


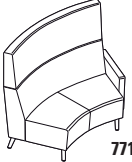

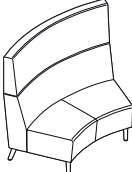

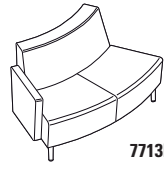
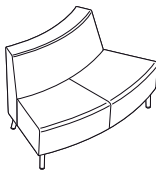
DESCRIPTION	FEATURES	MODEL#	STANDARD TEXTILE GRADES												
			1	2	3	4	5	6	7	8	9	10	11	12	
 <p><b>7704L</b> (Left arm) <b>7704R</b> (Right arm)</p> <p><b>Two Seater - Standard Back w/One Arm</b> COM: 4.75 YD   4.34 M Unit weight: 63 LB   28.6 KG Carton weight: 85 LB   38.56 KG Carton volume: 39 FT³   1.1 MT³</p>	<p>For power/USB unit please see electrical placement chart. Includes ganging hardware (1 side).</p>	<p><b>7704L</b> 7704R</p>	1	2	3	4	5	6	7	8	9	10	11	12	
			2460	2612	2740	2888	3130	3353	3576	3771	4013	4241	4550	4987	
			<b>OVERALL DIMENSIONS</b>			<b>SEAT DIMENSIONS</b>			<b>BACK DIMENSIONS</b>						
			<b>W</b>	<b>D</b>	<b>H</b>	<b>W</b>	<b>D</b>	<b>H</b>	<b>W</b>	<b>H</b>					
			IN 51	29.5	32	48	19	18	48	14					
			MM 1295	749	813	1219	483	457	1219	356					
			<b>RTA 00</b>	1 per carton											
			1	2	3	4	5	6	7	8	9	10	11	12	
			<b>7704NA</b>	2217	2353	2468	2600	2816	3016	3216	3390	3607	3811	4087	4478
			<b>OVERALL DIMENSIONS</b>			<b>SEAT DIMENSIONS</b>			<b>BACK DIMENSIONS</b>						
			<b>W</b>	<b>D</b>	<b>H</b>	<b>W</b>	<b>D</b>	<b>H</b>	<b>W</b>	<b>H</b>					
			IN 48.5	29.5	32	48	19	18	48	14					
			MM 1232	749	813	1219	483	457	1219	356					
			<b>RTA 00</b>	1 per carton											
			1	2	3	4	5	6	7	8	9	10	11	12	
			<b>7705</b>	3172	3380	3556	3757	4089	4394	4700	4966	5298	5610	6032	6630
			<b>OVERALL DIMENSIONS</b>			<b>SEAT DIMENSIONS</b>			<b>BACK DIMENSIONS</b>						
			<b>W</b>	<b>D</b>	<b>H</b>	<b>W</b>	<b>D</b>	<b>H</b>	<b>W</b>	<b>H</b>					
			IN 53.5	29.5	41.5	48	19	18	48	24					
			MM 1359	749	1054	1219	483	457	1219	610					
			<b>RTA 00</b>	1 per carton											
			1	2	3	4	5	6	7	8	9	10	11	12	
			<b>7705L</b> 7705R	2929	3113	3268	3447	3740	4010	4280	4516	4809	5085	5459	5988
			<b>OVERALL DIMENSIONS</b>			<b>SEAT DIMENSIONS</b>			<b>BACK DIMENSIONS</b>						
			<b>W</b>	<b>D</b>	<b>H</b>	<b>W</b>	<b>D</b>	<b>H</b>	<b>W</b>	<b>H</b>					
			IN 51	29.5	41.5	48	19	18	48	24					
			MM 1295	749	1054	1219	483	457	1219	610					
			<b>RTA 00</b>	1 per carton											
			1	2	3	4	5	6	7	8	9	10	11	12	
			<b>7705NA</b>	2687	2855	2997	3160	3427	3674	3921	4136	4404	4656	4997	5480
			<b>OVERALL DIMENSIONS</b>			<b>SEAT DIMENSIONS</b>			<b>BACK DIMENSIONS</b>						
			<b>W</b>	<b>D</b>	<b>H</b>	<b>W</b>	<b>D</b>	<b>H</b>	<b>W</b>	<b>H</b>					
			IN 48.5	29.5	41.5	48	19	18	48	24					
			MM 1232	749	1054	1219	483	457	1219	610					
			<b>RTA 00</b>	1 per carton											

DESCRIPTION	FEATURES	MODEL#	STANDARD TEXTILE GRADES													
			1	2	3	4	5	6	7	8	9	10	11	12		
 <p><b>Two Seater - Extended Back w/Arms</b>                      COM: 7 YD   6.4 M                      Unit weight: 81 LB   36.8 KG                      Carton weight: 107 LB   48.53 KG                      Carton volume: 56.75 FT³   1.6 MT³</p>	For power/USB unit please see electrical placement chart. Freestanding unit only.	<b>7706</b>	3358	3582	3771	3988	4345	4674	5003	5290	5647	5983	6438	7082		
			<b>OVERALL DIMENSIONS</b>			<b>SEAT DIMENSIONS</b>			<b>BACK DIMENSIONS</b>							
			<b>W</b>	<b>D</b>	<b>H</b>	<b>W</b>	<b>D</b>	<b>H</b>	<b>W</b>	<b>H</b>						
			IN 53.5	29.5	47	48	19	18	48	29						
			MM 1359	749	1194	1219	483	457	1219	737						
		<b>RTA 00</b>	1 per carton													
 <p><b>7706L (Left arm)</b></p>  <p><b>7706R (Right arm)</b></p> <p><b>Two Seater - Extended Back w/One Arm</b>                      COM: 6.25 YD   5.72 M                      Unit weight: 71 LB   32.3 KG                      Carton weight: 97 LB   44 KG                      Carton volume: 56.75 FT³   1.6 MT³</p>	For power/USB unit please see electrical placement chart. Includes ganging hardware (1 side).	<b>7706L</b> <b>7706R</b>	3115	3315	3484	3678	3996	4290	4584	4840	5159	5459	5865	6440		
			<b>OVERALL DIMENSIONS</b>			<b>SEAT DIMENSIONS</b>			<b>BACK DIMENSIONS</b>							
			<b>W</b>	<b>D</b>	<b>H</b>	<b>W</b>	<b>D</b>	<b>H</b>	<b>W</b>	<b>H</b>						
			IN 51	29.5	47	48	19	18	48	29						
			MM 1295	749	1194	1219	483	457	1219	737						
		<b>RTA 00</b>	1 per carton													
 <p><b>Armless Two Seater - Extended Back</b>                      COM: 5.75 YD   5.26 M                      Unit weight: 61 LB   27.7 KG                      Carton weight: 87 LB   39.46 KG                      Carton volume: 56.75 FT³   1.6 MT³</p>	For power/USB unit please see electrical placement chart. Includes ganging hardware (2 sides).	<b>7706NA</b>	2871	3055	3210	3389	3682	3952	4222	4458	4751	5027	5401	5930		
			<b>OVERALL DIMENSIONS</b>			<b>SEAT DIMENSIONS</b>			<b>BACK DIMENSIONS</b>							
			<b>W</b>	<b>D</b>	<b>H</b>	<b>W</b>	<b>D</b>	<b>H</b>	<b>W</b>	<b>H</b>						
			IN 48.5	29.5	47	48	19	18	48	29						
			MM 1232	749	1194	1219	483	457	1219	737						
		<b>RTA 00</b>	1 per carton													
 <p><b>Three Seater - Standard Back w/Arms</b>                      COM: 8.25 YD   7.54 M                      Unit weight: 108 LB   49.1 KG                      Carton weight: 139 LB   63.05 KG                      Carton volume: 55.5 FT³   1.57 MT³</p>	For power/USB unit please see electrical placement chart. Freestanding unit only.	<b>7707</b>	4268	4532	4755	5011	5431	5819	6207	6545	6966	7362	7898	8657		
			<b>OVERALL DIMENSIONS</b>			<b>SEAT DIMENSIONS</b>			<b>BACK DIMENSIONS</b>							
			<b>W</b>	<b>D</b>	<b>H</b>	<b>W</b>	<b>D</b>	<b>H</b>	<b>W</b>	<b>H</b>						
			IN 77.5	29.5	32	72	19	18	72	14						
			MM 1969	749	813	1829	483	457	1829	356						
		<b>RTA 00</b>	1 per carton													
 <p><b>7707L (Left arm)</b></p>  <p><b>7707R (Right arm)</b></p> <p><b>Three Seater - Standard Back w/One Arm</b>                      COM: 7.75 YD   7.09 M                      Unit weight: 98 LB   44.5 KG                      Carton weight: 129 LB   58.51 KG                      Carton volume: 55.5 FT³   1.57 MT³</p>	For power/USB unit please see electrical placement chart. Includes ganging hardware (1 side).	<b>7707L</b> <b>7707R</b>	4025	4273	4482	4723	5118	5482	5846	6164	6559	6931	7435	8148		
			<b>OVERALL DIMENSIONS</b>			<b>SEAT DIMENSIONS</b>			<b>BACK DIMENSIONS</b>							
			<b>W</b>	<b>D</b>	<b>H</b>	<b>W</b>	<b>D</b>	<b>H</b>	<b>W</b>	<b>H</b>						
			IN 75	29.5	32	72	19	18	72	14						
			MM 1905	749	813	1829	483	457	1829	356						
		<b>RTA 00</b>	1 per carton													

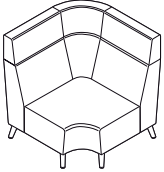
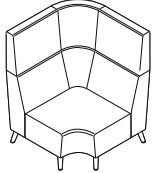
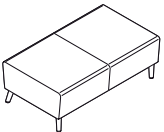
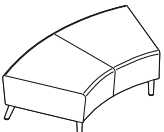
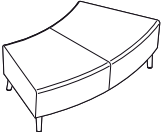


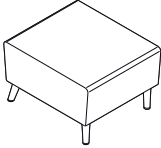

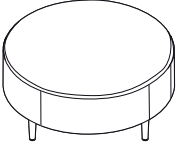
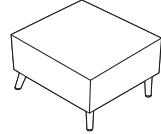
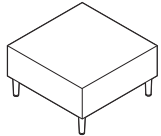
DESCRIPTION	FEATURES	MODEL#	STANDARD TEXTILE GRADES													
			1	2	3	4	5	6	7	8	9	10	11	12		
 <p><b>Armless Three Seater - Standard Back</b>                      COM: 7 YD   6.4 M                      Unit weight: 88 LB   40 KG                      Carton weight: 119 LB   53.98 KG                      Carton volume: 55.5 FT³   1.57 MT³</p>	For power/USB unit please see electrical placement chart. Includes ganging hardware (2 sides).	7707NA	3783	4007	4196	4413	4770	5099	5428	5715	6072	6408	6863	7507		
			<b>OVERALL DIMENSIONS</b>			<b>SEAT DIMENSIONS</b>			<b>BACK DIMENSIONS</b>							
			<b>W</b>	<b>D</b>	<b>H</b>	<b>W</b>	<b>D</b>	<b>H</b>	<b>W</b>	<b>H</b>						
			IN 72.5	29.5	32	72	19	18	72	14						
			MM 1842	749	813	1829	483	457	1829	356						
			<b>RTA 00</b>	1 per carton												
 <p><b>Three Seater - High Back w/Arms</b>                      COM: 10.5 YD   9.6 M                      Unit weight: 112 LB   50.9 KG                      Carton weight: 148 LB   67.13 KG                      Carton volume: 69.75 FT³   1.97 MT³</p>	For power/USB unit please see electrical placement chart. Freestanding unit only.	7708	4973	5309	5593	5918	6454	6947	7441	7871	8407	8911	9593	10559		
			<b>OVERALL DIMENSIONS</b>			<b>SEAT DIMENSIONS</b>			<b>BACK DIMENSIONS</b>							
			<b>W</b>	<b>D</b>	<b>H</b>	<b>W</b>	<b>D</b>	<b>H</b>	<b>W</b>	<b>H</b>						
			IN 77.5	29.5	41.5	72	19	18	72	24						
			MM 1969	749	1054	1829	483	457	1829	610						
			<b>RTA 00</b>	1 per carton												
 <p><b>7708L (Left arm)</b></p>  <p><b>7708R (Right arm)</b></p>	For power/USB unit please see electrical placement chart. Includes ganging hardware (1 side).	7708L 7708R	4731	5043	5306	5609	6106	6564	7022	7422	7919	8387	9021	9918		
			<b>OVERALL DIMENSIONS</b>			<b>SEAT DIMENSIONS</b>			<b>BACK DIMENSIONS</b>							
			<b>W</b>	<b>D</b>	<b>H</b>	<b>W</b>	<b>D</b>	<b>H</b>	<b>W</b>	<b>H</b>						
			IN 75	29.5	41.5	72	19	18	72	24						
			MM 1905	749	1054	1829	483	457	1829	610						
			<b>RTA 00</b>	1 per carton												
 <p><b>Armless Three Seater - High Back</b>                      COM: 9.25 YD   8.46 M                      Unit weight: 92 LB   41.8 KG                      Carton weight: 126 LB   57.15 KG                      Carton volume: 69.75 FT³   1.97 MT³</p>	For power/USB unit please see electrical placement chart. Includes ganging hardware (2 sides).	7708NA	4486	4782	5032	5319	5790	6225	6660	7039	7511	7955	8556	9407		
			<b>OVERALL DIMENSIONS</b>			<b>SEAT DIMENSIONS</b>			<b>BACK DIMENSIONS</b>							
			<b>W</b>	<b>D</b>	<b>H</b>	<b>W</b>	<b>D</b>	<b>H</b>	<b>W</b>	<b>H</b>						
			IN 72.5	29.5	41.5	72	19	18	72	24						
			MM 1842	749	1054	1829	483	457	1829	610						
			<b>RTA 00</b>	1 per carton												
 <p><b>Three Seater - Extended Back w/Arms</b>                      COM: 11 YD   10.06 M                      Unit weight: 116 LB   52.7 KG                      Carton weight: 144 LB   65.32 KG                      Carton volume: 78.75 FT³   2.22 MT³</p>	For power/USB unit please see electrical placement chart. Freestanding unit only.	7709	5250	5602	5899	6240	6801	7318	7835	8286	8847	9375	10090	11102		
			<b>OVERALL DIMENSIONS</b>			<b>SEAT DIMENSIONS</b>			<b>BACK DIMENSIONS</b>							
			<b>W</b>	<b>D</b>	<b>H</b>	<b>W</b>	<b>D</b>	<b>H</b>	<b>W</b>	<b>H</b>						
			IN 77.5	29.5	47	72	19	18	72	29						
			MM 1969	749	1194	1829	483	457	1829	737						
			<b>RTA 00</b>	1 per carton												

DESCRIPTION	FEATURES	MODEL#	STANDARD TEXTILE GRADES											
			1	2	3	4	5	6	7	8	9	10	11	12
 <p><b>7709L</b> (Left arm)</p>	 <p><b>7709R</b> (Right arm)</p>	<p><b>7709L</b> 7709R</p>	5007	5343	5627	5952	6488	6981	7475	7905	8441	8945	9627	10593
			<p><b>OVERALL DIMENSIONS</b></p> <p>W D H</p>			<p><b>SEAT DIMENSIONS</b></p> <p>W D H</p>			<p><b>BACK DIMENSIONS</b></p> <p>W H</p>					
<p><b>Three Seater - Extended Back w/One Arm</b> COM: 10.5 YD   9.6 M Unit weight: 106 LB   48.2 KG Carton weight: 134 LB   60.78 KG Carton volume: 78.75 FT<sup>3</sup>   2.22 MT<sup>3</sup></p>			<p>For power/USB unit please see electrical placement chart. Includes ganging hardware (1 side).</p>			<p>IN 75 29.5 47 MM 1905 749 1194</p>			<p>IN 72 19 18 MM 1829 483 457</p>			<p>IN 72 29 MM 1829 737</p>		
			<p><b>RTA 00</b></p>			<p>1 per carton</p>								
		<p><b>7709NA</b></p>	4764	5076	5339	5642	6139	6597	7055	7455	7952	8420	9054	9951
	<p><b>OVERALL DIMENSIONS</b></p> <p>W D H</p>			<p><b>SEAT DIMENSIONS</b></p> <p>W D H</p>			<p><b>BACK DIMENSIONS</b></p> <p>W H</p>							
<p><b>Armless Three Seater - Extended Back</b> COM: 9.75 YD   8.92 M Unit weight: 96 LB   43.6 KG Carton weight: 124 LB   56.25 KG Carton volume: 78.75 FT<sup>3</sup>   2.22 MT<sup>3</sup></p>			<p>For power/USB unit please see electrical placement chart. Includes ganging hardware (2 sides).</p>			<p>IN 72.5 29.5 47 MM 1842 749 1194</p>			<p>IN 72 19 18 MM 1829 483 457</p>			<p>IN 72 29 MM 1829 737</p>		
			<p><b>RTA 00</b></p>			<p>1 per carton</p>								
 <p><b>7710L</b> (Left arm)</p>	 <p><b>7710R</b> (Right arm)</p>	<p><b>7710L</b> 7710R</p>	2886	3054	3196	3359	3626	3873	4120	4335	4603	4855	5196	5679
			<p><b>OVERALL DIMENSIONS</b></p> <p>W D H</p>			<p><b>SEAT DIMENSIONS</b></p> <p>W D H</p>			<p><b>BACK DIMENSIONS</b></p> <p>W H</p>					
<p><b>IS Curve - Two Seater - Standard Back w/One Arm</b> COM: 5.25 YD   4.8 M Unit weight: 68 LB   30.9 KG Carton weight: 88 LB   39.92 KG Carton volume: 43 FT<sup>3</sup>   1.21 MT<sup>3</sup></p>			<p>For power/USB unit please see electrical placement chart. Includes ganging hardware (2 sides).</p>			<p>IN 57 29.5 32 MM 1448 749 813</p>			<p>IN 42 19 18 MM 1067 483 457</p>			<p>IN 51 14 MM 1295 356</p>		
			<p><b>RTA 00</b></p>			<p>1 per carton</p>								
		<p><b>7710NA</b></p>	2643	2787	2909	3048	3278	3489	3701	3885	4115	4331	4623	5037
	<p><b>OVERALL DIMENSIONS</b></p> <p>W D H</p>			<p><b>SEAT DIMENSIONS</b></p> <p>W D H</p>			<p><b>BACK DIMENSIONS</b></p> <p>W H</p>							
<p><b>Armless IS Curve - Two Seat - Standard Back</b> COM: 4.5 YD   4.11 M Unit weight: 58 LB   26.4 KG Carton weight: 78 LB   35.38 KG Carton volume: 43 FT<sup>3</sup>   1.21 MT<sup>3</sup></p>			<p>For power/USB unit please see electrical placement chart. Includes ganging hardware (2 sides).</p>			<p>IN 55 29.5 32 MM 1397 749 813</p>			<p>IN 42 19 18 MM 1067 483 457</p>			<p>IN 51 14 MM 1295 356</p>		
			<p><b>RTA 00</b></p>			<p>1 per carton</p>								
 <p><b>7711L</b> (Left arm)</p>	 <p><b>7711R</b> (Right arm)</p>	<p><b>7711L</b> 7711R</p>	3428	3636	3812	4013	4345	4650	4956	5222	5554	5866	6288	6886
			<p><b>OVERALL DIMENSIONS</b></p> <p>W D H</p>			<p><b>SEAT DIMENSIONS</b></p> <p>W D H</p>			<p><b>BACK DIMENSIONS</b></p> <p>W H</p>					
<p><b>IS Curve - Two Seater - High Back w/One Arm</b> COM: 6.5 YD   5.94 M Unit weight: 72 LB   32.7 KG Carton weight: 94 LB   42.64 KG Carton volume: 54 FT<sup>3</sup>   1.52 MT<sup>3</sup></p>			<p>For power/USB unit please see electrical placement chart. Includes ganging hardware (2 sides).</p>			<p>IN 57 29.5 41.5 MM 1448 749 1054</p>			<p>IN 42 19 18 MM 1067 483 457</p>			<p>IN 51 24 MM 1295 610</p>		
			<p><b>RTA 00</b></p>			<p>1 per carton</p>								

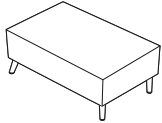
DESCRIPTION	FEATURES	MODEL#	STANDARD TEXTILE GRADES											
			1	2	3	4	5	6	7	8	9	10	11	12
 <p><b>Armless IS Curve - Two Seater - High Back</b>                      COM: 6 YD   5.49 M                      Unit weight: 62 LB   28.2 KG                      Carton weight: 84 LB   38.1 KG                      Carton volume: 54 FT<sup>3</sup>   1.52 MT<sup>3</sup></p>	For power/USB unit please see electrical placement chart. Includes ganging hardware (2 sides).	<b>7711NA</b>	3185	3377	3539	3725	4031	4313	4595	4841	5147	5435	5825	6377
			<b>OVERALL DIMENSIONS</b>			<b>SEAT DIMENSIONS</b>			<b>BACK DIMENSIONS</b>					
			<b>W</b>	<b>D</b>	<b>H</b>	<b>W</b>	<b>D</b>	<b>H</b>	<b>W</b>	<b>H</b>				
			IN 55 MM 1397	29.5 749	41.5 1054	42 1067	19 483	18 457	51 1295	24 610				
			<b>RTA 00</b>	1 per carton										
 <p><b>7712L (Left arm)</b></p>  <p><b>7712R (Right arm)</b></p> <p><b>IS Curve - Two Seater - Extended Back w/One Arm</b>                      COM: 7 YD   6.4 M                      Unit weight: 76 LB   34.5 KG                      Carton weight: 99 LB   44.91 KG                      Carton volume: 62.75 FT<sup>3</sup>   1.77 MT<sup>3</sup></p>	For power/USB unit please see electrical placement chart. Includes ganging hardware (2 sides).	<b>7712L</b> 7712R	3741	3965	4154	4371	4728	5057	5386	5673	6030	6366	6821	7465
			<b>OVERALL DIMENSIONS</b>			<b>SEAT DIMENSIONS</b>			<b>BACK DIMENSIONS</b>					
			<b>W</b>	<b>D</b>	<b>H</b>	<b>W</b>	<b>D</b>	<b>H</b>	<b>W</b>	<b>H</b>				
			IN 57 MM 1448	29.5 749	47 1194	42 1067	19 483	18 457	51 1295	29 737				
			<b>RTA 00</b>	1 per carton										
 <p><b>Armless IS Curve - Two Seater - Extended Back</b>                      COM: 6.75 YD   6.17 M                      Unit weight: 66 LB   30 KG                      Carton weight: 89 LB   40.37 KG                      Carton volume: 62.75 FT<sup>3</sup>   1.77 MT<sup>3</sup></p>	For power/USB unit please see electrical placement chart. Includes ganging hardware (2 sides).	<b>7712NA</b>	3498	3714	3896	4106	4450	4767	5084	5361	5705	6029	6468	7089
			<b>OVERALL DIMENSIONS</b>			<b>SEAT DIMENSIONS</b>			<b>BACK DIMENSIONS</b>					
			<b>W</b>	<b>D</b>	<b>H</b>	<b>W</b>	<b>D</b>	<b>H</b>	<b>W</b>	<b>H</b>				
			IN 55 MM 1397	29.5 749	47 1194	42 1067	19 483	18 457	51 1295	29 737				
			<b>RTA 00</b>	1 per carton										
 <p><b>7713L (Left arm)</b></p>  <p><b>7713R (Right arm)</b></p> <p><b>OS Curve - Two Seater - Standard Back w/One Arm</b>                      COM: 5.25 YD   4.8 M                      Unit weight: 62 LB   28.2 KG                      Carton weight: 82 LB   37.19 KG                      Carton volume: 43 FT<sup>3</sup>   1.21 MT<sup>3</sup></p>	For power/USB unit please see electrical placement chart. Includes ganging hardware (1 side).	<b>7713L</b> 7713R	2943	3111	3253	3416	3683	3930	4177	4392	4660	4912	5253	5736
			<b>OVERALL DIMENSIONS</b>			<b>SEAT DIMENSIONS</b>			<b>BACK DIMENSIONS</b>					
			<b>W</b>	<b>D</b>	<b>H</b>	<b>W</b>	<b>D</b>	<b>H</b>	<b>W</b>	<b>H</b>				
			IN 54.5 MM 1384	29.5 749	32 813	48 1219	19 483	18 457	36 914	14 356				
			<b>RTA 00</b>	1 per carton										
 <p><b>Armless OS Curve - Two Seater - Standard Back</b>                      COM: 4.5 YD   4.11 M                      Unit weight: 52 LB   23.6 KG                      Carton weight: 72 LB   32.66 KG                      Carton volume: 43 FT<sup>3</sup>   1.21 MT<sup>3</sup></p>	For power/USB unit please see electrical placement chart. Includes ganging hardware (2 sides).	<b>7713NA</b>	2699	2843	2965	3104	3334	3545	3757	3941	4171	4387	4679	5093
			<b>OVERALL DIMENSIONS</b>			<b>SEAT DIMENSIONS</b>			<b>BACK DIMENSIONS</b>					
			<b>W</b>	<b>D</b>	<b>H</b>	<b>W</b>	<b>D</b>	<b>H</b>	<b>W</b>	<b>H</b>				
			IN 54 MM 1372	29.5 749	32 813	48 1219	19 483	18 457	36 914	14 356				
			<b>RTA 00</b>	1 per carton										

DESCRIPTION	FEATURES	MODEL#	STANDARD TEXTILE GRADES											
			1	2	3	4	5	6	7	8	9	10	11	12
<p><b>7714L</b> (Left arm)</p>	<p><b>7714R</b> (Right arm)</p>	<p><b>7714L</b> 7714R</p>	1	2	3	4	5	6	7	8	9	10	11	12
			3486	3694	3870	4071	4403	4708	5014	5280	5612	5924	6346	6944
<p><b>OS Curve - Two Seater - High Back w/One Arm</b> COM: 6.5 YD   5.94 M Unit weight: 66 LB   30 KG Carton weight: 88 LB   39.92 KG Carton volume: 54 FT³   1.52 MT³</p>			<p>For power/USB unit please see electrical placement chart. Includes ganging hardware (1 side).</p>			<p><b>OVERALL DIMENSIONS</b> W D H</p>			<p><b>SEAT DIMENSIONS</b> W D H</p>			<p><b>BACK DIMENSIONS</b> W H</p>		
<p>IN 54.5 29.5 41.5 48 19 18 36 24 MM 1384 749 1054 1219 483 457 914 610</p>			<p><b>RTA 00</b> 1 per carton</p>											
		<p><b>7714NA</b></p>	1	2	3	4	5	6	7	8	9	10	11	12
			3242	3434	3596	3782	4088	4370	4652	4898	5204	5492	5882	6434
<p><b>Armless OS Curve - Two Seater - High Back</b> COM: 6.5 YD   5.94 M Unit weight: 56 LB   25.5 KG Carton weight: 78 LB   35.38 KG Carton volume: 54 FT³   1.52 MT³</p>			<p>For power/USB unit please see electrical placement chart. Includes ganging hardware (2 sides).</p>			<p><b>OVERALL DIMENSIONS</b> W D H</p>			<p><b>SEAT DIMENSIONS</b> W D H</p>			<p><b>BACK DIMENSIONS</b> W H</p>		
<p>IN 54 29.5 41.5 48 19 18 36 24 MM 1372 749 1054 1219 483 457 914 610</p>			<p><b>RTA 00</b> 1 per carton</p>											
<p><b>7715L</b> (Left arm)</p>	<p><b>7715R</b> (Right arm)</p>	<p><b>7715L</b> 7715R</p>	1	2	3	4	5	6	7	8	9	10	11	12
			3797	4021	4210	4427	4784	5113	5442	5729	6086	6422	6877	7521
<p><b>OS Curve - Two Seater - Extended Back w/One Arm</b> COM: 7 YD   6.4 M Unit weight: 70 LB   31.8 KG Carton weight: 93 LB   42.18 KG Carton volume: 62.75 FT³   1.77 MT³</p>			<p>For power/USB unit please see electrical placement chart. Includes ganging hardware (1 side).</p>			<p><b>OVERALL DIMENSIONS</b> W D H</p>			<p><b>SEAT DIMENSIONS</b> W D H</p>			<p><b>BACK DIMENSIONS</b> W H</p>		
<p>IN 54.5 29.5 47 48 19 18 36 29 MM 1384 749 1194 1219 483 457 914 737</p>			<p><b>RTA 00</b> 1 per carton</p>											
		<p><b>7715NA</b></p>	1	2	3	4	5	6	7	8	9	10	11	12
			3553	3769	3951	4161	4505	4822	5139	5416	5760	6084	6523	7144
<p><b>Armless OS Curve - Two Seater - Ext. High Back</b> COM: 6.75 YD   6.17 M Unit weight: 60 LB   27.3 KG Carton weight: 83 LB   37.65 KG Carton volume: 62.75 FT³   1.77 MT³</p>			<p>For power/USB unit please see electrical placement chart. Includes ganging hardware (2 sides).</p>			<p><b>OVERALL DIMENSIONS</b> W D H</p>			<p><b>SEAT DIMENSIONS</b> W D H</p>			<p><b>BACK DIMENSIONS</b> W H</p>		
<p>IN 54 29.5 47 48 19 18 36 29 MM 1372 749 1194 1219 483 457 914 737</p>			<p><b>RTA 00</b> 1 per carton</p>											
		<p><b>7716</b></p>	1	2	3	4	5	6	7	8	9	10	11	12
			3676	3852	4001	4171	4452	4710	4969	5194	5475	5739	6096	6602
<p><b>Armless Corner Unit - Standard Back</b> COM: 5.5 YD   5.03 M Unit weight: 55 LB   25 KG Carton weight: 75 LB   34.02 KG Carton volume: 49 FT³   1.38 MT³</p>			<p>For power/USB unit please see electrical placement chart. Includes ganging hardware (2 sides).</p>			<p><b>OVERALL DIMENSIONS</b> W D H</p>			<p><b>SEAT DIMENSIONS</b> W D H</p>			<p><b>BACK DIMENSIONS</b> W H</p>		
<p>IN 38 38 32 24 19 18 24 14 MM 965 965 813 610 483 457 610 356</p>			<p><b>RTA 00</b> 1 per carton</p>											

DESCRIPTION	FEATURES	MODEL#	STANDARD TEXTILE GRADES											
			1	2	3	4	5	6	7	8	9	10	11	12
 <p><b>Armless Corner Unit - High Back</b>                      COM: 7.75 YD   7.09 M                      Unit weight: 60 LB   27.3 KG                      Carton weight: 82 LB   37.19 KG                      Carton volume: 49 FT<sup>3</sup>   1.38 MT<sup>3</sup></p>	For power/USB unit please see electrical placement chart. Includes ganging hardware (2 sides).	<b>7717</b>	4666	4914	5123	5364	5759	6123	6487	6805	7200	7572	8076	8789
			<b>OVERALL DIMENSIONS</b>			<b>SEAT DIMENSIONS</b>			<b>BACK DIMENSIONS</b>					
			<b>W</b>	<b>D</b>	<b>H</b>	<b>W</b>	<b>D</b>	<b>H</b>	<b>W</b>	<b>H</b>				
			IN 38	38	41.5	24	19	18	24	24				
			MM 965	965	1054	610	483	457	610	610				
			<b>RTA 00</b>	1 per carton										
 <p><b>Armless Corner Unit - Extended Back</b>                      COM: 8.5 YD   7.77 M                      Unit weight: 65 LB   29.5 KG                      Carton weight: 88 LB   39.92 KG                      Carton volume: 49 FT<sup>3</sup>   1.38 MT<sup>3</sup></p>	For power/USB unit please see electrical placement chart. Includes ganging hardware (2 sides).	<b>7718</b>	5181	5453	5683	5946	6380	6779	7179	7527	7961	8369	8921	9703
			<b>OVERALL DIMENSIONS</b>			<b>SEAT DIMENSIONS</b>			<b>BACK DIMENSIONS</b>					
			<b>W</b>	<b>D</b>	<b>H</b>	<b>W</b>	<b>D</b>	<b>H</b>	<b>W</b>	<b>H</b>				
			IN 38	38	47	24	19	18	24	29				
			MM 965	965	1194	610	483	457	610	737				
			<b>RTA 00</b>	1 per carton										
 <p><b>Two Seater Bench</b>                      COM: 2.25 YD   2.06 M                      Unit weight: 31 LB   14.1 KG                      Carton weight: 41 LB   18.6 KG                      Carton volume: 21.25 FT<sup>3</sup>   0.6 MT<sup>3</sup></p>	For power/USB unit please see electrical placement chart. Includes ganging hardware (2 sides).	<b>7725</b>	1796	1868	1929	1999	2113	2219	2325	2417	2532	2640	2786	2993
			<b>OVERALL DIMENSIONS</b>			<b>SEAT DIMENSIONS</b>			<b>BACK DIMENSIONS</b>					
			<b>W</b>	<b>D</b>	<b>H</b>	<b>W</b>	<b>D</b>	<b>H</b>	<b>W</b>	<b>H</b>				
			IN 48.5	28	17.5	-	-	-	-	-				
			MM 1232	711	445	-	-	-	-	-				
			<b>RTA 00</b>	1 per carton										
 <p><b>IS Curve - Two Seater Bench</b>                      COM: 3 YD   2.74 M                      Unit weight: 31 LB   14.1 KG                      Carton weight: 41 LB   18.6 KG                      Carton volume: 21.25 FT<sup>3</sup>   0.6 MT<sup>3</sup></p>	For power/USB unit please see electrical placement chart. Includes ganging hardware (2 sides).	<b>7726</b>	2609	2705	2786	2879	3032	3173	3314	3437	3590	3734	3929	4205
			<b>OVERALL DIMENSIONS</b>			<b>SEAT DIMENSIONS</b>			<b>BACK DIMENSIONS</b>					
			<b>W</b>	<b>D</b>	<b>H</b>	<b>W</b>	<b>D</b>	<b>H</b>	<b>W</b>	<b>H</b>				
			IN 54	28	17.5	-	-	-	-	-				
			MM 1372	711	445	-	-	-	-	-				
			<b>RTA 00</b>	1 per carton										
 <p><b>OS Curve - Two Seater Bench</b>                      COM: 3 YD   2.74 M                      Unit weight: 31 LB   14.1 KG                      Carton weight: 41 LB   18.6 KG                      Carton volume: 21.25 FT<sup>3</sup>   0.6 MT<sup>3</sup></p>	For power/USB unit please see electrical placement chart. Includes ganging hardware (2 sides).	<b>7727</b>	2597	2693	2774	2867	3020	3161	3302	3425	3578	3722	3917	4193
			<b>OVERALL DIMENSIONS</b>			<b>SEAT DIMENSIONS</b>			<b>BACK DIMENSIONS</b>					
			<b>W</b>	<b>D</b>	<b>H</b>	<b>W</b>	<b>D</b>	<b>H</b>	<b>W</b>	<b>H</b>				
			IN 54	28	17.5	-	-	-	-	-				
			MM 1372	711	445	-	-	-	-	-				
			<b>RTA 00</b>	1 per carton										

DESCRIPTION	FEATURES	MODEL#	STANDARD TEXTILE GRADES											
			1	2	3	4	5	6	7	8	9	10	11	12
 <p><b>Square Single Seater Bench</b> COM: 1.75 YD   1.6 M Unit weight: 25 LB   11.4 KG Carton weight: 30 LB   13.61 KG Carton volume: 9.25 FT³   0.26 MT³</p>	<p>For power/USB unit please see electrical placement chart. Includes ganging hardware (2 sides).</p>	<b>7728</b>	1157	1213	1260	1315	1404	1486	1568	1640	1729	1813	1927	2088
			<b>OVERALL DIMENSIONS</b>			<b>SEAT DIMENSIONS</b>			<b>BACK DIMENSIONS</b>					
			<b>W</b>	<b>D</b>	<b>H</b>	<b>W</b>	<b>D</b>	<b>H</b>	<b>W</b>	<b>H</b>				
			IN 24.5	28	17.5	-	-	-	-	-				
			MM 622	711	445	-	-	-	-	-				
		<b>RTA 00</b>	1 per carton											
 <p><b>36" Dia. - Round Bench</b> COM: 3 YD   2.74 M Unit weight: 41 LB   18.6 KG Carton weight: 46 LB   20.87 KG Carton volume: 18.25 FT³   0.51 MT³</p>	<p>No power/USB unit. Freestanding unit only.</p>	<b>7729</b>	1546	1642	1723	1816	1969	2110	2251	2374	2527	2671	2866	3142
			<b>OVERALL DIMENSIONS</b>			<b>SEAT DIMENSIONS</b>			<b>BACK DIMENSIONS</b>					
			<b>W</b>	<b>D</b>	<b>H</b>	<b>W</b>	<b>D</b>	<b>H</b>	<b>W</b>	<b>H</b>				
			IN 36	36	17.5	-	-	-	-	-				
			MM 914	914	445	-	-	-	-	-				
		<b>RTA 00</b>	1 per carton											
 <p><b>42" Dia. - Round Bench</b> COM: 3.25 YD   2.97 M Unit weight: 45 LB   20.5 KG Carton weight: 50 LB   22.68 KG Carton volume: 22 FT³   0.62 MT³</p>	<p>No power/USB unit. Freestanding unit only.</p>	<b>7730</b>	1813	1917	2005	2106	2271	2424	2577	2710	2876	3032	3243	3542
			<b>OVERALL DIMENSIONS</b>			<b>SEAT DIMENSIONS</b>			<b>BACK DIMENSIONS</b>					
			<b>W</b>	<b>D</b>	<b>H</b>	<b>W</b>	<b>D</b>	<b>H</b>	<b>W</b>	<b>H</b>				
			IN 42	42	17.5	-	-	-	-	-				
			MM 1067	1067	445	-	-	-	-	-				
		<b>RTA 00</b>	1 per carton											
 <p><b>30" Square Laminate Coffee Table</b> COM: N/A Unit weight: 48 LB   21.8 KG Carton weight: 61 LB   27.67 KG Carton volume: 11.5 FT³   0.32 MT³</p>	<p>For power/USB unit please see electrical placement chart. Freestanding unit only.</p>	<b>7731</b>	List price											
			1392											
			<b>OVERALL DIMENSIONS</b>			<b>SEAT DIMENSIONS</b>			<b>BACK DIMENSIONS</b>					
			<b>W</b>	<b>D</b>	<b>H</b>	<b>W</b>	<b>D</b>	<b>H</b>	<b>W</b>	<b>H</b>				
			IN 30	30	17	-	-	-	-	-				
MM 762	762	432	-	-	-	-	-							
		<b>RTA 00</b>	1 per carton											
 <p><b>36" Square Laminate Coffee Table</b> COM: N/A Unit weight: 70 LB   31.8 KG Carton weight: 85 LB   38.56 KG Carton volume: 16.5 FT³   0.46 MT³</p>	<p>For Power/USB unit please see electrical placement chart. Freestanding unit only.</p>	<b>7732</b>	List price											
			1582											
			<b>OVERALL DIMENSIONS</b>			<b>SEAT DIMENSIONS</b>			<b>BACK DIMENSIONS</b>					
			<b>W</b>	<b>D</b>	<b>H</b>	<b>W</b>	<b>D</b>	<b>H</b>	<b>W</b>	<b>H</b>				
			IN 36	36	17	-	-	-	-	-				
MM 914	914	432	-	-	-	-	-							
		<b>RTA 00</b>	1 per carton											

DESCRIPTION FEATURES MODEL# STANDARD TEXTILE GRADES



**Rectangular Laminate Coffee Table**

COM: N/A

Unit weight: 50 LB | 22.7 KG

Carton weight: 55 LB | 24.95 KG

Carton volume: 11.5 FT<sup>3</sup> | 0.32 MT<sup>3</sup>

For power/USB unit please see electrical placement chart.

Freestanding unit only.

List price

**7733** 1400

**OVERALL DIMENSIONS**

W D H

IN 40 20 17  
MM 1016 508 432

**SEAT DIMENSIONS**

W D H

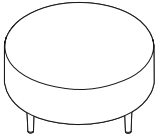
- - -  
- - -

**BACK DIMENSIONS**

W H

- -  
- -

**RTA 00** 1 per carton



**36" Dia. - Round Laminate Coffee Table**

COM: N/A

Unit weight: 58 LB | 26.4 KG

Carton weight: 63 LB | 28.58 KG

Carton volume: 16.5 FT<sup>3</sup> | 0.46 MT<sup>3</sup>

For power/USB unit please see electrical placement chart.

Freestanding unit only.

List price

**7734** 1729

**OVERALL DIMENSIONS**

W D H

IN 36 36 17  
MM 914 914 432

**SEAT DIMENSIONS**

W D H

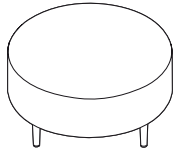
- - -  
- - -

**BACK DIMENSIONS**

W H

- -  
- -

**RTA 00** 1 per carton



**42" Dia. - Round Laminate Coffee Table**

COM: N/A

Unit weight: 80 LB | 36.4 KG

Carton weight: 85 LB | 38.56 KG

Carton volume: 22 FT<sup>3</sup> | 0.62 MT<sup>3</sup>

For power/USB unit please see electrical placement chart.

Freestanding unit only.

List price

**7735** 1889

**OVERALL DIMENSIONS**

W D H

IN 42 42 17  
MM 1067 1067 432

**SEAT DIMENSIONS**

W D H

- - -  
- - -

**BACK DIMENSIONS**

W H

- -  
- -

**RTA 00** 1 per carton



**36" Half Round Laminate Coffee Table**

COM: N/A

Unit weight: 32 LB | 14.5 KG

Carton weight: 37 LB | 16.78 KG

Carton volume: 8.5 FT<sup>3</sup> | 0.24 MT<sup>3</sup>

For power/USB unit please see electrical placement chart.

Freestanding unit only.

List price

**7736** 1223

**OVERALL DIMENSIONS**

W D H

IN 36 18 17  
MM 914 457 432

**SEAT DIMENSIONS**

W D H

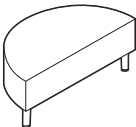
- - -  
- - -

**BACK DIMENSIONS**

W H

- -  
- -

**RTA 00** 1 per carton



**42" Half Round Laminate Coffee Table**

COM: N/A

Unit weight: 44 LB | 20 KG

Carton weight: 48 LB | 21.77 KG

Carton volume: 11.5 FT<sup>3</sup> | 0.32 MT<sup>3</sup>

For power/USB unit please see electrical placement chart.

Freestanding unit only.

List price

**7737** 1483

**OVERALL DIMENSIONS**

W D H

IN 42 21 17  
MM 1067 533 432

**SEAT DIMENSIONS**

W D H

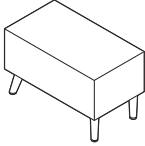
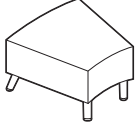
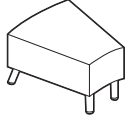
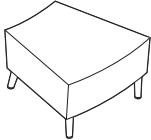
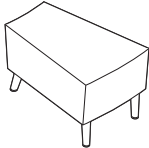
- - -  
- - -

**BACK DIMENSIONS**

W H

- -  
- -

**RTA 00** 1 per carton

DESCRIPTION	FEATURES	MODEL#	STANDARD TEXTILE GRADES							
 <p><b>Rectangular Laminate End Table</b> COM: N/A Unit weight: 28 LB   12.7 KG Carton weight: 34 LB   15.42 KG Carton volume: 5.5 FT<sup>3</sup>   0.15 MT<sup>3</sup></p>	<p>For power/USB unit please see electrical placement chart.</p> <p>Includes ganging hardware (2 sides).</p>	<p><b>7738</b></p>	List price							
			1401							
			OVERALL DIMENSIONS			SEAT DIMENSIONS			BACK DIMENSIONS	
			W	D	H	W	D	H	W	H
IN 15	27.25	17	-	-	-	-	-			
MM 381	692	432	-	-	-	-	-			
		<b>RTA 00</b>	1 per carton							
 <p><b>IS Curve Wide Wedge Laminate End Table</b> COM: N/A Unit weight: 40 LB   18.2 KG Carton weight: 50 LB   22.68 KG Carton volume: 9.5 FT<sup>3</sup>   0.26 MT<sup>3</sup></p>	<p>For power/USB unit please see electrical placement chart.</p> <p>Includes ganging hardware (2 sides).</p>	<p><b>7739</b></p>	List price							
			1850							
			OVERALL DIMENSIONS			SEAT DIMENSIONS			BACK DIMENSIONS	
			W	D	H	W	D	H	W	H
IN 27.25	27.25	17	-	-	-	-	-			
MM 692	692	432	-	-	-	-	-			
		<b>RTA 00</b>	1 per carton							
 <p><b>IS Curve Narrow Wedge Laminate End Table</b> COM: N/A Unit weight: 28 LB   12.7 KG Carton weight: 34 LB   15.42 KG Carton volume: 6.5 FT<sup>3</sup>   0.18 MT<sup>3</sup></p>	<p>For power/USB unit please see electrical placement chart.</p> <p>Includes ganging hardware (2 sides).</p>	<p><b>7740</b></p>	List price							
			1499							
			OVERALL DIMENSIONS			SEAT DIMENSIONS			BACK DIMENSIONS	
			W	D	H	W	D	H	W	H
IN 18.25	27.25	17	-	-	-	-	-			
MM 464	692	432	-	-	-	-	-			
		<b>RTA 00</b>	1 per carton							
 <p><b>OS Curve - Wide Wedge Laminate End Table</b> COM: N/A Unit weight: 40 LB   18.2 KG Carton weight: 50 LB   22.68 KG Carton volume: 9.5 FT<sup>3</sup>   0.26 MT<sup>3</sup></p>	<p>For power/USB unit please see electrical placement chart.</p> <p>Includes ganging hardware (2 sides).</p>	<p><b>7741</b></p>	List price							
			1850							
			OVERALL DIMENSIONS			SEAT DIMENSIONS			BACK DIMENSIONS	
			W	D	H	W	D	H	W	H
IN 27.25	27.25	17	-	-	-	-	-			
MM 692	692	432	-	-	-	-	-			
		<b>RTA 00</b>	1 per carton							
 <p><b>OS Curve - Narrow Wedge Laminate End Table</b> COM: N/A Unit weight: 28 LB   12.7 KG Carton weight: 34 LB   15.42 KG Carton volume: 6.5 FT<sup>3</sup>   0.18 MT<sup>3</sup></p>	<p>For power/USB unit please see electrical placement chart.</p> <p>Includes ganging hardware (2 sides).</p>	<p><b>7742</b></p>	List price							
			1499							
			OVERALL DIMENSIONS			SEAT DIMENSIONS			BACK DIMENSIONS	
			W	D	H	W	D	H	W	H
IN 18.25	27.25	17	-	-	-	-	-			
MM 464	692	432	-	-	-	-	-			
		<b>RTA 00</b>	1 per carton							



DESCRIPTION	FEATURES	MODEL#	STANDARD TEXTILE GRADES																																																
	<p><b>18" Round Laminate Laptop Table w/14" Base</b>                      COM: N/A                      Unit weight: 22 LB   10 KG                      Carton weight: 32 LB   14.51 KG                      Carton volume: 6 FT³   0.16 MT³</p>	<p>No power/USB unit.</p>	List price																																																
			7743	1063																																															
			OVERALL DIMENSIONS			SEAT DIMENSIONS			BACK DIMENSIONS																																										
			W	D	H	W	D	H	W	H																																									
IN 18	18	25.25	-	-	-	-	-	-																																											
MM 457	457	641	-	-	-	-	-	-																																											
			1 per carton																																																
	<p><b>16" Square Laminate Laptop Table w/14" Base</b>                      COM: N/A                      Unit weight: 26 LB   11.8 KG                      Carton weight: 36 LB   16.33 KG                      Carton volume: 6 FT³   0.16 MT³</p>	<p>No power/USB unit.</p>	List price																																																
			7745	1035																																															
			OVERALL DIMENSIONS			SEAT DIMENSIONS			BACK DIMENSIONS																																										
			W	D	H	W	D	H	W	H																																									
IN 16	16	25.25	-	-	-	-	-	-																																											
MM 406	406	641	-	-	-	-	-	-																																											
		1 per carton																																																	
	<p><b>Personal Harbor - Standard Back</b>                      COM: 5.5 YD   5.03 M                      Unit weight: 70 LB   31.8 KG                      Carton weight: 85 LB   38.56 KG                      Carton volume: 31.75 FT³   0.89 MT³</p>	<p>For power/USB unit please see electrical placement chart. Freestanding unit only.</p> <p><i>*High traffic model.</i></p>																																																	
			<table border="1"> <thead> <tr> <th></th> <th>1</th> <th>2</th> <th>3</th> <th>4</th> <th>5</th> <th>6</th> <th>7</th> <th>8</th> <th>9</th> <th>10</th> <th>11</th> <th>12</th> </tr> </thead> <tbody> <tr> <td>7746</td> <td>3124</td> <td>3300</td> <td>3449</td> <td>3619</td> <td>3900</td> <td>4158</td> <td>4417</td> <td>4642</td> <td>4923</td> <td>5187</td> <td>5544</td> <td>6050</td> </tr> <tr> <td>7786*</td> <td>3568</td> <td>3744</td> <td>3893</td> <td>4063</td> <td>4344</td> <td>4602</td> <td>4861</td> <td>5086</td> <td>5367</td> <td>5631</td> <td>5988</td> <td>6494</td> </tr> </tbody> </table>											1	2	3	4	5	6	7	8	9	10	11	12	7746	3124	3300	3449	3619	3900	4158	4417	4642	4923	5187	5544	6050	7786*	3568	3744	3893	4063	4344	4602	4861	5086	5367	5631	5988	6494
				1	2	3	4	5	6	7	8	9	10	11	12																																				
			7746	3124	3300	3449	3619	3900	4158	4417	4642	4923	5187	5544	6050																																				
7786*	3568	3744	3893	4063	4344	4602	4861	5086	5367	5631	5988	6494																																							
OVERALL DIMENSIONS			SEAT DIMENSIONS			BACK DIMENSIONS																																													
W	D	H	W	D	H	W	H																																												
IN 45	29.5	32	24	19	18	27	14																																												
MM 1143	749	813	610	483	457	686	356																																												
		1 per carton																																																	
	<p><b>Personal Harbor - High Back</b>                      COM: 7.75 YD   7.09 M                      Unit weight: 86 LB   39.1 KG                      Carton weight: 101 LB   45.81 KG                      Carton volume: 40.25 FT³   1.13 MT³</p>	<p>For power/USB unit please see electrical placement chart. Freestanding unit only.</p> <p><i>*High traffic model.</i></p>																																																	
			<table border="1"> <thead> <tr> <th></th> <th>1</th> <th>2</th> <th>3</th> <th>4</th> <th>5</th> <th>6</th> <th>7</th> <th>8</th> <th>9</th> <th>10</th> <th>11</th> <th>12</th> </tr> </thead> <tbody> <tr> <td>7747</td> <td>4397</td> <td>4645</td> <td>4854</td> <td>5095</td> <td>5490</td> <td>5854</td> <td>6218</td> <td>6536</td> <td>6931</td> <td>7303</td> <td>7807</td> <td>8520</td> </tr> <tr> <td>7787*</td> <td>4970</td> <td>5218</td> <td>5427</td> <td>5668</td> <td>6063</td> <td>6427</td> <td>6791</td> <td>7109</td> <td>7504</td> <td>7876</td> <td>8380</td> <td>9093</td> </tr> </tbody> </table>											1	2	3	4	5	6	7	8	9	10	11	12	7747	4397	4645	4854	5095	5490	5854	6218	6536	6931	7303	7807	8520	7787*	4970	5218	5427	5668	6063	6427	6791	7109	7504	7876	8380	9093
				1	2	3	4	5	6	7	8	9	10	11	12																																				
			7747	4397	4645	4854	5095	5490	5854	6218	6536	6931	7303	7807	8520																																				
7787*	4970	5218	5427	5668	6063	6427	6791	7109	7504	7876	8380	9093																																							
OVERALL DIMENSIONS			SEAT DIMENSIONS			BACK DIMENSIONS																																													
W	D	H	W	D	H	W	H																																												
IN 45	29.5	41.5	24	19	18	27	24																																												
MM 1143	749	1054	610	483	457	686	610																																												
		1 per carton																																																	
	<p><b>Personal Harbor - Extended Back</b>                      COM: 8.5 YD   7.77 M                      Unit weight: 102 LB   46.4 KG                      Carton weight: 117 LB   53.07 KG                      Carton volume: 45.75 FT³   1.29 MT³</p>	<p>For power/USB unit please see electrical placement chart. Freestanding unit only.</p> <p><i>*High traffic model.</i></p>																																																	
			<table border="1"> <thead> <tr> <th></th> <th>1</th> <th>2</th> <th>3</th> <th>4</th> <th>5</th> <th>6</th> <th>7</th> <th>8</th> <th>9</th> <th>10</th> <th>11</th> <th>12</th> </tr> </thead> <tbody> <tr> <td>7748</td> <td>4946</td> <td>5218</td> <td>5448</td> <td>5711</td> <td>6145</td> <td>6544</td> <td>6944</td> <td>7292</td> <td>7726</td> <td>8134</td> <td>8686</td> <td>9468</td> </tr> <tr> <td>7788*</td> <td>5389</td> <td>5661</td> <td>5891</td> <td>6154</td> <td>6588</td> <td>6987</td> <td>7387</td> <td>7735</td> <td>8169</td> <td>8577</td> <td>9129</td> <td>9911</td> </tr> </tbody> </table>											1	2	3	4	5	6	7	8	9	10	11	12	7748	4946	5218	5448	5711	6145	6544	6944	7292	7726	8134	8686	9468	7788*	5389	5661	5891	6154	6588	6987	7387	7735	8169	8577	9129	9911
				1	2	3	4	5	6	7	8	9	10	11	12																																				
			7748	4946	5218	5448	5711	6145	6544	6944	7292	7726	8134	8686	9468																																				
7788*	5389	5661	5891	6154	6588	6987	7387	7735	8169	8577	9129	9911																																							
OVERALL DIMENSIONS			SEAT DIMENSIONS			BACK DIMENSIONS																																													
W	D	H	W	D	H	W	H																																												
IN 45	29.5	47	24	19	18	27	29																																												
MM 1143	749	1194	610	483	457	686	737																																												
		1 per carton																																																	

RIVER+ SEATING



model R27802

model R27824S

River+ Benches & Tables



For River+ benches, please see page 307.  
For River+ tables, please see page 312.

EXAMPLE RIVER+ SEATING ORDER CODE:

R27802	-NS	-CE90	-NS	-CE90	-	-FO
Model number	Sealed Seams (back)	Back textile	Sealed seams (seat)	Seat textile	Shelf finish	Connector finish
-CHM	-S6	-NC				
Leg finish	Leg selection	Additional weight				

Additional Options specify at end of order code.	SPECIFY CODE
<b>Additional weight</b> See each model for amount of added weight and upcharge. For models ending in S, applies only to leg selection (S6).	<b>CW</b>
<b>Bottom selection</b> Black lining (standard) Vinyl sealed bottom w/staple strip. Upcharges vary, see model.* Steel bottom. Upcharges vary, see model.**	<b>SB</b> <b>SU</b> <b>BS</b>
<b>Power unit finish</b> Jet Black White	<b>J</b> <b>W</b>
<b>Power/USB unit position</b> (see electrical placement images, not available on corner units) Front left Front right Side left Side right <b>Power/USB unit position</b> (models with shelf only) Center back	\$717 per unit <b>F1</b> <b>F2</b> <b>S1</b> <b>S2</b> <b>CB</b>
<b>Tamperproof fasteners</b> Upcharges vary, see model.	<b>TP</b>
<b>Moisture barrier</b> Upcharges vary, see model.	<b>MB</b>
<b>Accessory hook finish</b> (for models with shelf) Night. No Upcharge. Fog. No Upcharge. Latte. No Upcharge.	<b>BK</b> <b>FO</b> <b>LB</b>

\*linking hardware is lowered to clear the staple strip. Units will only gang with other units with sealed bottom.  
\*\*cannot be combined with linking hardware or power units

STANDARD FEATURES

- A modular series that is composed of straight, curved and corner sections.
- Same seat height units with no upholstered arms can be linked together to create a variety of layouts. Ganging hardware is standard (factory installed) and swivels out of the way when not in use.
- The unique tapered legs are made of welded steel, with each leg bolted directly to the unit frame. Standard leg height is 6.5". The leg height makes it easy to clean under the product.
- Legs are standard in Chrome (CHM) with Black nylon non-marking height adjustable glides.
- Modular, aluminum loop arms are sold separately (with or without nylon armcaps). These relocatable arms are field installed at any seat to back connector.
- Seating frames are heavy duty with interlocking plywood, puzzle box construction, and are made for active environments. Seats are high density with highly resilient foam.
- Seat to back connector components join back and seat; maintaining offset for cleanout. Connector is available in three finishes.
- All River+ seating models meet or exceed the applicable ANSI/BIFMA standards and are backed by Global's Heavy Duty warranty.
- River+ seating is rated for an active weight up to 600 lbs. per seat and 24/7 use.
- For heavy duty application, Global's Limited Lifetime Warranty is applicable only on fabrics that are rated for 100,000+ double rubs.
- Upholstery options: fabric, vinyl or leather. Leather only recommended on seat and may feature a horizontal stitch detail.
- All units are shipped fully assembled.

OPTIONAL FEATURES

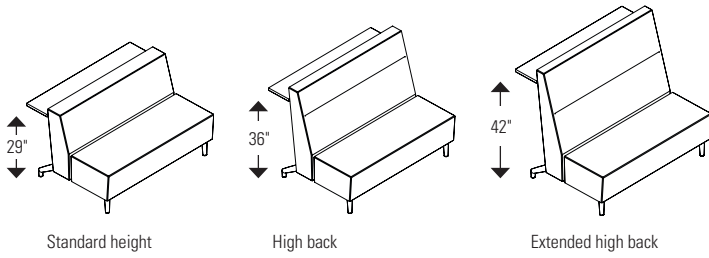
- To add sealed seams to your product, please specify (S2), (SE) - see each model for upcharges.
- A 10" deep, 1" thick back shelf is available on corner, two and three seater units in many low pressure laminate finishes. Shelf supports are aluminum with accessory hook in three finishes. Weight capacity: Shelf - 50 lbs. per seat; Hook - 20 lbs. each.
- Units with shelf available with 6.5" leg. Back legs on these models are (E6) extended legs, as standard.
- To specify tapered legs on shelf models to match models without shelf, select (C6) leg with counterweight. Available on models ending in "S". Upcharges vary.
- Floor mount legs are available. Please specify (F6). Models with shelf will have extended legs. Fastening hardware not included.
- Products can be weighted to reduce the ease of movement. For additional weight options, please specify (CW) - see each model for available additional weight and upcharge.
- Underside of seat is standard with black lining (SB). For improved housekeeping and infection control practices, the underside of the seat can be finished with PVC (vinyl) and sealed to prevent penetration of liquids. Please specify (SU) - see each model for upcharge.
- Steel bottom provides tamperproof protection (includes tamperproof screws). Please specify (BS) - see each model for upcharge. Note: electrical option and ganging are not available with steel bottom.
- Most seating (except corner units) can be specified with power/USB units, which include one power outlet, one double USB terminal with a matching 120" three-prong power cord.
- Power/USB units can be specified in a variety predetermined locations, as shown in the electrical illustrations. Electrical units must be factory installed.

- Power/USB units are available with either Jet Black (J) face plate with Black power/USB receptacles or with a White (W) face plate with White power/USB receptacles.
- Tamperproof fasteners can be requested for a higher level of safety (ganging brackets are not included). Please specify (TP) - see each model for upcharge.
- For moisture barrier on seat, please specify (MB) - see each model for upcharge.

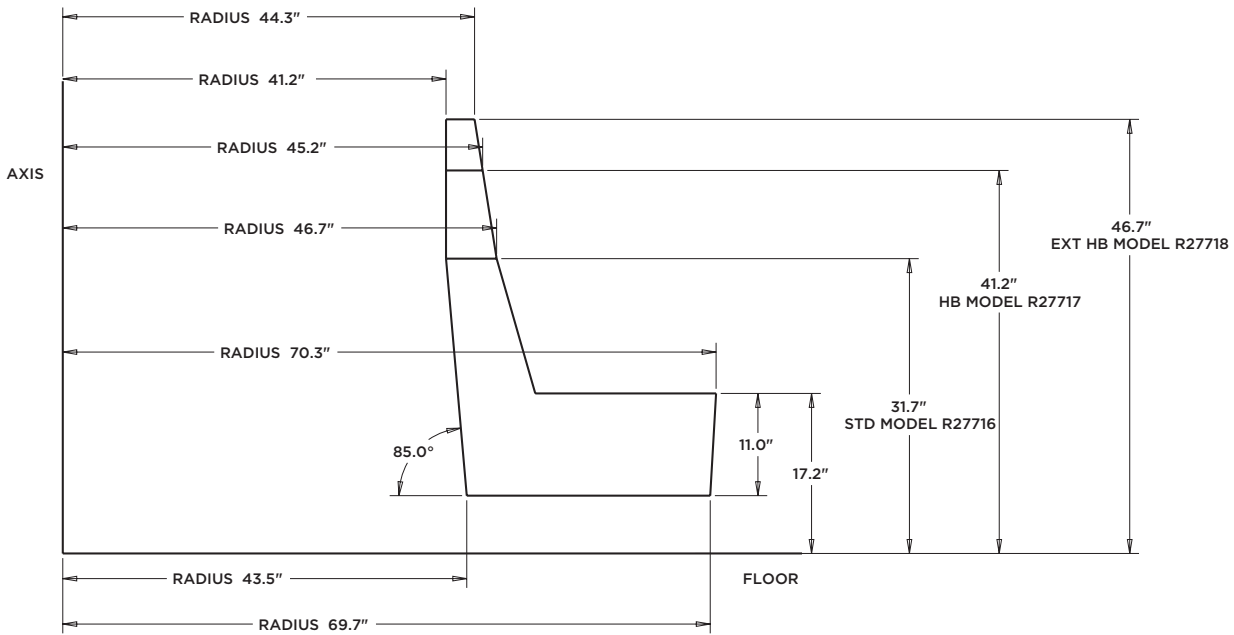
Please add option codes in the following order:

- **Model number**  
R27801 to R27803 Lounge chairs  
R27804 to R27806 Two seaters  
R27807 to R27809 Three seaters  
R27810 to R27812 Bariatric lounge chairs  
R27815 to R27817 Inside curve two seaters  
R27818 to R27820 Outside curve two seaters  
R27821 to R27823 90 degree corners  
R27824 to R27826 120 degree corners  
- Add (S) to model # if ordering with a back shelf (excludes lounge chairs and bariatric models).
- **Back + upholstered arms sealed seams (NS)** Standard seams.  
**(S2)** Back sealed seams. Upcharges vary, see model.
- **Back + upholstered arms textile** Specify textile code.
- **Seat sealed seams (NS)** Standard seams.  
**(SE)** Seat sealed seams. Upcharges vary, see model.
- **Seat textile** Specify textile code.
- **Back shelf finish** (for models ending in S) (colors shown on website)  
**(ACJ)** Absolute Acajou **(FCL)** First Class  
**(ASN)** Asian Night **(NBL)** Noce Biondo  
**(AWC)** Avant Cherry **(NGL)** Noce Grigio  
**(AWH)** Avant Honey **(NEL)** Noce Leggero  
**(BLK)** Black **(NML)** Noce Medio  
**(BZD)** Blizzard **(OTM)** Quartered Mahogany  
**(BRC)** Brushed Cobalt **(SBY)** Sheer Beauty  
**(CMB)** Clear Maple **(SDT)** Stonedust  
**(CGY)** Custom Grey **(SOG)** Storm Grey  
**(DES)** Dark Espresso **(WHE)** Walnut Heights  
**(DWT)** Designer White **(WHC)** White Chocolate  
**(FAS)** Fashionista **(WCR)** Winter Cherry
- **Seat to back connector finish**  
**(BK)** Night. No upcharge.  
**(FO)** Fog. No upcharge.  
**(LB)** Latte. No upcharge.
- **Leg finish**  
For leg finish options, please see page 378. No upcharges.
- **Leg selection** (models without shelf)  
**(S6)** Standard seat height (17.5"), 6.5" leg w/ adjustable glides. No upcharge.  
**(S8)** High seat (19"), 8" leg w/adjustable glides. No upcharge.  
**(F6)** Standard seat height (17.5"), 6.5" leg w/floor mount. Add \$90 for straight units; \$113 for curved, corner units.  
**(F8)** High seat (19"), 8" leg w/floor mount. Add \$90 for straight units; \$113 for curved, corner units.
- **Leg selection** (models with shelf)  
**(E6)** Standard seat height (17.5"), 6.5" extended leg w/adjustable glides.  
**(F6)** Standard seat height (17.5"), 6.5" extended leg w/floor mount. Add \$90 for straight units; \$113 for curved, corner units.  
**(C6)** Standard seat height (17.5"), 6.5" leg w/adjustable glides and counterweight. Upcharges vary, see model.
- **Additional weight** (not available on all models)  
**(NC)** No added weight. No upcharge.  
**(CW)** Counterweight. See each model for weight added and upcharge.

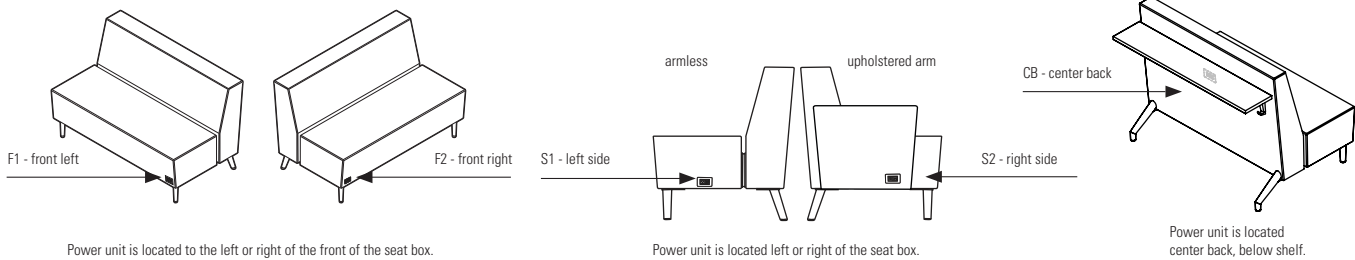
SHELF HEIGHTS


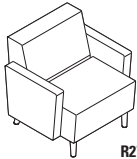
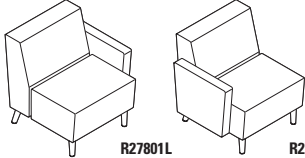




DIMENSIONS

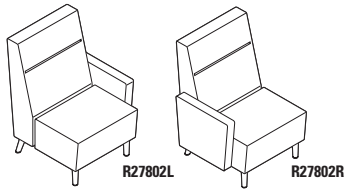


ELECTRICAL PLACEMENT



DESCRIPTION	FEATURES	MODEL#	STANDARD TEXTILE GRADES																													
			1	2	3	4	5	6	7	8	9	10	11	12																		
 <p><b>R27801</b></p> <p><b>Lounge Chair - Standard Back</b> COM: 3.75 YD   3.43 M Unit weight: 47 LB   21.4 KG Carton weight: 61 LB   27.67 KG Carton volume: 19.75 FT³   0.55 MT³</p>	<p>For power/USB unit, please see electrical placement chart.</p> <p>Includes ganging hardware (2 sides).</p> <p>Add \$52, \$46 for <b>(S2)</b>, <b>(SE)</b> Add \$533 for 36 lbs. <b>(CW)</b> Add \$59 for <b>(SU)</b> or \$298 for <b>(BS)</b> Add \$28 for <b>(TP)</b> Add \$81 for <b>(MB)</b></p>	<b>R27801</b>	1691	1811	1912	2029	2220	2396	2572	2726	2917	3097	3341	3686																		
		<table border="1"> <thead> <tr> <th colspan="3">OVERALL DIMENSIONS</th> <th colspan="3">SEAT DIMENSIONS</th> <th colspan="2">BACK DIMENSIONS</th> </tr> <tr> <th>W</th> <th>D</th> <th>H</th> <th>W</th> <th>D</th> <th>H</th> <th>W</th> <th>H</th> </tr> </thead> <tbody> <tr> <td>IN 26</td> <td>30</td> <td>32</td> <td>26</td> <td>19</td> <td>18</td> <td>26</td> <td>14</td> </tr> <tr> <td>MM 660</td> <td>762</td> <td>813</td> <td>660</td> <td>483</td> <td>457</td> <td>660</td> <td>356</td> </tr> </tbody> </table> <p><b>RTA 00</b> 1 per carton</p>	OVERALL DIMENSIONS			SEAT DIMENSIONS			BACK DIMENSIONS		W	D	H	W	D	H	W	H	IN 26	30	32	26	19	18	26	14	MM 660	762	813	660	483	457
OVERALL DIMENSIONS			SEAT DIMENSIONS			BACK DIMENSIONS																										
W	D	H	W	D	H	W	H																									
IN 26	30	32	26	19	18	26	14																									
MM 660	762	813	660	483	457	660	356																									
 <p><b>R27801B</b></p> <p><b>Lounge Chair - Standard Back w/Uph Arms</b> COM: 5.75 YD   5.26 M Unit weight: 67 LB   30.5 KG Carton weight: 82 LB   37.19 KG Carton volume: 24.5 FT³   0.69 MT³</p>	<p>For power/USB unit, please see electrical placement chart.</p> <p>Ganging not available.</p> <p>Add \$91, \$46 for <b>(S2)</b>, <b>(SE)</b> Add \$533 for 36 lbs. <b>(CW)</b> Add \$57 for <b>(SU)</b> or \$285 for <b>(BS)</b> Add \$28 for <b>(TP)</b> Add \$77 for <b>(MB)</b></p>	<b>R27801B</b>	2285	2469	2624	2803	3096	3366	3636	3872	4165	4441	4815	5344																		
		<table border="1"> <thead> <tr> <th colspan="3">OVERALL DIMENSIONS</th> <th colspan="3">SEAT DIMENSIONS</th> <th colspan="2">BACK DIMENSIONS</th> </tr> <tr> <th>W</th> <th>D</th> <th>H</th> <th>W</th> <th>D</th> <th>H</th> <th>W</th> <th>H</th> </tr> </thead> <tbody> <tr> <td>IN 33</td> <td>30</td> <td>32</td> <td>26</td> <td>19</td> <td>18</td> <td>26</td> <td>14</td> </tr> <tr> <td>MM 838</td> <td>762</td> <td>813</td> <td>660</td> <td>483</td> <td>457</td> <td>660</td> <td>356</td> </tr> </tbody> </table> <p><b>RTA 00</b> 1 per carton</p>	OVERALL DIMENSIONS			SEAT DIMENSIONS			BACK DIMENSIONS		W	D	H	W	D	H	W	H	IN 33	30	32	26	19	18	26	14	MM 838	762	813	660	483	457
OVERALL DIMENSIONS			SEAT DIMENSIONS			BACK DIMENSIONS																										
W	D	H	W	D	H	W	H																									
IN 33	30	32	26	19	18	26	14																									
MM 838	762	813	660	483	457	660	356																									
 <p><b>R27801L</b>      <b>R27801R</b></p> <p><b>Lounge Chair - Standard Back w/Uph Arms (Left/Right)</b> COM: 4.75 YD   4.34 M Unit weight: 57 LB   25.9 KG Carton weight: 72 LB   32.66 KG Carton volume: 24.5 FT³   0.69 MT³</p>	<p>For power/USB unit, please see electrical placement chart.</p> <p>Includes ganging hardware (1 side only).</p> <p>Add \$71, \$46 for <b>(S2)</b>, <b>(SE)</b> Add \$533 for 36 lbs. <b>(CW)</b> Add \$57 for <b>(SU)</b> or \$285 for <b>(BS)</b> Add \$28 for <b>(TP)</b> Add \$77 for <b>(MB)</b></p>	<b>R27801L</b> <b>R27801R</b>	1988	2140	2268	2416	2658	2881	3104	3299	3541	3769	4078	4515																		
		<table border="1"> <thead> <tr> <th colspan="3">OVERALL DIMENSIONS</th> <th colspan="3">SEAT DIMENSIONS</th> <th colspan="2">BACK DIMENSIONS</th> </tr> <tr> <th>W</th> <th>D</th> <th>H</th> <th>W</th> <th>D</th> <th>H</th> <th>W</th> <th>H</th> </tr> </thead> <tbody> <tr> <td>IN 29.5</td> <td>30</td> <td>32</td> <td>26</td> <td>19</td> <td>18</td> <td>26</td> <td>14</td> </tr> <tr> <td>MM 749</td> <td>762</td> <td>813</td> <td>660</td> <td>483</td> <td>457</td> <td>660</td> <td>356</td> </tr> </tbody> </table> <p><b>RTA 00</b> 1 per carton</p>	OVERALL DIMENSIONS			SEAT DIMENSIONS			BACK DIMENSIONS		W	D	H	W	D	H	W	H	IN 29.5	30	32	26	19	18	26	14	MM 749	762	813	660	483	457
OVERALL DIMENSIONS			SEAT DIMENSIONS			BACK DIMENSIONS																										
W	D	H	W	D	H	W	H																									
IN 29.5	30	32	26	19	18	26	14																									
MM 749	762	813	660	483	457	660	356																									
 <p><b>R27802</b></p> <p><b>Lounge Chair - High Back</b> COM: 4.5 YD   4.11 M Unit weight: 52 LB   23.6 KG Carton weight: 71 LB   32.21 KG Carton volume: 24.75 FT³   0.7 MT³</p>	<p>For power/USB unit, please see electrical placement chart.</p> <p>Includes ganging hardware (2 sides).</p> <p>Add \$72, \$46 for <b>(S2)</b>, <b>(SE)</b> Add \$533 for 36 lbs. <b>(CW)</b> Add \$59 for <b>(SU)</b> or \$298 for <b>(BS)</b> Add \$28 for <b>(TP)</b> Add \$81 for <b>(MB)</b></p>	<b>R27802</b>	1878	2022	2143	2284	2513	2724	2935	3120	3349	3565	3858	4272																		
		<table border="1"> <thead> <tr> <th colspan="3">OVERALL DIMENSIONS</th> <th colspan="3">SEAT DIMENSIONS</th> <th colspan="2">BACK DIMENSIONS</th> </tr> <tr> <th>W</th> <th>D</th> <th>H</th> <th>W</th> <th>D</th> <th>H</th> <th>W</th> <th>H</th> </tr> </thead> <tbody> <tr> <td>IN 26</td> <td>30.5</td> <td>41.5</td> <td>26</td> <td>19</td> <td>18</td> <td>26</td> <td>23.5</td> </tr> <tr> <td>MM 660</td> <td>775</td> <td>1054</td> <td>660</td> <td>483</td> <td>457</td> <td>660</td> <td>597</td> </tr> </tbody> </table> <p><b>RTA 00</b> 1 per carton</p>	OVERALL DIMENSIONS			SEAT DIMENSIONS			BACK DIMENSIONS		W	D	H	W	D	H	W	H	IN 26	30.5	41.5	26	19	18	26	23.5	MM 660	775	1054	660	483	457
OVERALL DIMENSIONS			SEAT DIMENSIONS			BACK DIMENSIONS																										
W	D	H	W	D	H	W	H																									
IN 26	30.5	41.5	26	19	18	26	23.5																									
MM 660	775	1054	660	483	457	660	597																									
 <p><b>R27802B</b></p> <p><b>Lounge Chair - High Back w/Uph Arms</b> COM: 6.5 YD   5.94 M Unit weight: 72 LB   32.7 KG Carton weight: 88.5 LB   40.14 KG Carton volume: 31.25 FT³   0.88 MT³</p>	<p>For power/USB unit, please see electrical placement chart.</p> <p>Ganging not available.</p> <p>Add \$112, \$46 for <b>(S2)</b>, <b>(SE)</b> Add \$533 for 36 lbs. <b>(CW)</b> Add \$59 for <b>(SU)</b> or \$298 for <b>(BS)</b> Add \$28 for <b>(TP)</b> Add \$81 for <b>(MB)</b></p>	<b>R27802B</b>	2472	2680	2855	3058	3389	3694	3999	4266	4597	4909	5332	5930																		
		<table border="1"> <thead> <tr> <th colspan="3">OVERALL DIMENSIONS</th> <th colspan="3">SEAT DIMENSIONS</th> <th colspan="2">BACK DIMENSIONS</th> </tr> <tr> <th>W</th> <th>D</th> <th>H</th> <th>W</th> <th>D</th> <th>H</th> <th>W</th> <th>H</th> </tr> </thead> <tbody> <tr> <td>IN 33</td> <td>30.5</td> <td>41.5</td> <td>26</td> <td>19</td> <td>18</td> <td>26</td> <td>23.5</td> </tr> <tr> <td>MM 838</td> <td>775</td> <td>1054</td> <td>660</td> <td>483</td> <td>457</td> <td>660</td> <td>597</td> </tr> </tbody> </table> <p><b>RTA 00</b> 1 per carton</p>	OVERALL DIMENSIONS			SEAT DIMENSIONS			BACK DIMENSIONS		W	D	H	W	D	H	W	H	IN 33	30.5	41.5	26	19	18	26	23.5	MM 838	775	1054	660	483	457
OVERALL DIMENSIONS			SEAT DIMENSIONS			BACK DIMENSIONS																										
W	D	H	W	D	H	W	H																									
IN 33	30.5	41.5	26	19	18	26	23.5																									
MM 838	775	1054	660	483	457	660	597																									

DESCRIPTION	FEATURES	MODEL#	STANDARD TEXTILE GRADES											
			1	2	3	4	5	6	7	8	9	10	11	12



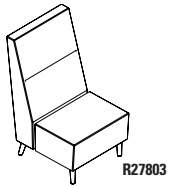
**Lounge Chair - High Back w/Uph Arms (Left/Right)**  
 COM: 5.5 YD | 5.03 M  
 Unit weight: 62 LB | 28.2 KG  
 Carton weight: 78.5 LB | 35.61 KG  
 Carton volume: 31.25 FT<sup>3</sup> | 0.88 MT<sup>3</sup>

For power/USB unit, please see electrical placement chart.

Includes ganging hardware (1 side only).

Add \$91, \$46 for (S2), (SE)  
 Add \$533 for 36 lbs. (CW)  
 Add \$59 for (SU) or \$298 for (BS)  
 Add \$28 for (TP)  
 Add \$81 for (MB)

MODEL#	STANDARD TEXTILE GRADES											
	1	2	3	4	5	6	7	8	9	10	11	12
R27802L R27802R	2175	2351	2499	2671	2951	3209	3467	3693	3973	4237	4595	5101
OVERALL DIMENSIONS			SEAT DIMENSIONS			BACK DIMENSIONS						
W	D	H	W	D	H	W	H					
IN 29.5 MM 749	30.5 775	41.5 1054	26 660	19 483	18 457	26 660	23.5 597					
RTA 00			1 per carton									



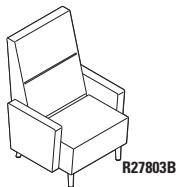
**Lounge Chair - Extended Back**  
 COM: 4.75 YD | 4.34 M  
 Unit weight: 64 LB | 29.1 KG  
 Carton weight: 81 LB | 36.74 KG  
 Carton volume: 28 FT<sup>3</sup> | 0.79 MT<sup>3</sup>

For power/USB unit, please see electrical placement chart.

Includes ganging hardware (2 sides).

Add \$72, \$46 for (S2), (SE)  
 Add \$533 for 36 lbs. (CW)  
 Add \$59 for (SU) or \$298 for (BS)  
 Add \$28 for (TP)  
 Add \$81 for (MB)

MODEL#	STANDARD TEXTILE GRADES											
	1	2	3	4	5	6	7	8	9	10	11	12
R27803	1972	2124	2252	2400	2642	2865	3088	3283	3525	3753	4062	4499
OVERALL DIMENSIONS			SEAT DIMENSIONS			BACK DIMENSIONS						
W	D	H	W	D	H	W	H					
IN 26 MM 660	31 787	47 1194	26 660	19 483	18 457	26 660	29 737					
RTA 00			1 per carton									



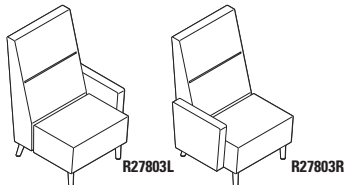
**Lounge Chair - Extended Back w/Uph Arms**  
 COM: 6.75 YD | 6.17 M  
 Unit weight: 84 LB | 38.2 KG  
 Carton weight: 101.5 LB | 46.04 KG  
 Carton volume: 35 FT<sup>3</sup> | 0.99 MT<sup>3</sup>

For power/USB unit, please see electrical placement chart.

Ganging not available.

Add \$117, \$46 for (S2), (SE)  
 Add \$533 for 36 lbs. (CW)  
 Add \$59 for (SU) or \$298 for (BS)  
 Add \$28 for (TP)  
 Add \$81 for (MB)

MODEL#	STANDARD TEXTILE GRADES											
	1	2	3	4	5	6	7	8	9	10	11	12
R27803B	2566	2782	2964	3174	3518	3835	4152	4429	4773	5097	5536	6157
OVERALL DIMENSIONS			SEAT DIMENSIONS			BACK DIMENSIONS						
W	D	H	W	D	H	W	H					
IN 33 MM 838	31 787	47 1194	26 660	19 483	18 457	26 660	29 737					
RTA 00			1 per carton									



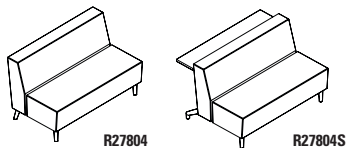
**Lounge Chair - Extended Back w/Uph Arms (Left/Right)**  
 COM: 5.75 YD | 5.26 M  
 Unit weight: 74 LB | 33.6 KG  
 Carton weight: 91.5 LB | 41.5 KG  
 Carton volume: 35 FT<sup>3</sup> | 0.99 MT<sup>3</sup>

For power/USB unit, please see electrical placement chart.

Includes ganging hardware (1 side only).

Add \$97, \$46 for (S2), (SE)  
 Add \$533 for 36 lbs. (CW)  
 Add \$59 for (SU) or \$298 for (BS)  
 Add \$28 for (TP)  
 Add \$81 for (MB)

MODEL#	STANDARD TEXTILE GRADES											
	1	2	3	4	5	6	7	8	9	10	11	12
R27803L R27803R	2269	2453	2608	2787	3080	3350	3620	3856	4149	4425	4799	5328
OVERALL DIMENSIONS			SEAT DIMENSIONS			BACK DIMENSIONS						
W	D	H	W	D	H	W	H					
IN 29.5 MM 749	31 787	47 1194	26 660	19 483	18 457	26 660	29 737					
RTA 00			1 per carton									



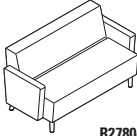
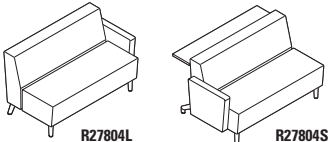
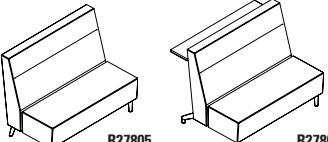
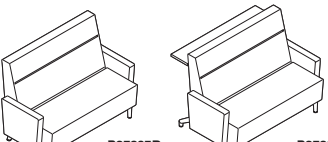
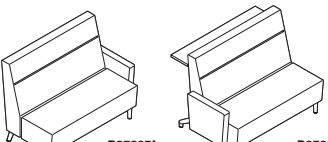
**Two Seater - Standard Back**  
 COM: 4.75 YD | 4.34 M  
 Unit weight: 91 LB | 41.4 KG  
 Carton weight: 113 LB | 51.26 KG  
 Carton volume: 28 FT<sup>3</sup> | 0.79 MT<sup>3</sup>

For power/USB unit, please see electrical placement chart.

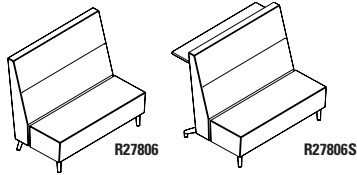
Includes ganging hardware (2 sides).

Add \$85, \$71 for (S2), (SE)  
 Add \$1067 for 72 lbs. (CW), (C6)  
 Add \$119 for (SU) or \$476 for (BS)  
 Add \$28 for (TP)  
 Add \$161 for (MB)

MODEL#	STANDARD TEXTILE GRADES											
	1	2	3	4	5	6	7	8	9	10	11	12
R27804 R27804S	2647	2799	2927	3075	3317	3540	3763	3958	4200	4428	4737	5174
shelf model IN W52 D40.5 H32   MM W1321 D1029 H813												
OVERALL DIMENSIONS			SEAT DIMENSIONS			BACK DIMENSIONS						
W	D	H	W	D	H	W	H					
IN 52 MM 1321	30 762	32 813	52 1321	19 483	18 457	52 1321	14 356					
RTA 00			1 per carton									

DESCRIPTION	FEATURES	MODEL#	STANDARD TEXTILE GRADES																																									
			1	2	3	4	5	6	7	8	9	10	11	12																														
 <p><b>R27804B</b>      <b>R27804SB</b></p> <p><b>Two Seater - Standard Back w/Uph Arms</b>                      COM: 6.75 YD   6.17 M                      Unit weight: 111 LB   50.5 KG                      Carton weight: 133 LB   60.33 KG                      Carton volume: 42.5 FT<sup>3</sup>   1.2 MT<sup>3</sup></p>	<p>For power/USB unit, please see electrical placement chart.</p> <p>Ganging not available.</p> <p>Add \$127, \$71 for <b>(S2)</b>, <b>(SE)</b>                      Add \$1067 for 72 lbs. <b>(CW)</b>, <b>(C6)</b>                      Add \$119 for <b>(SU)</b> or \$476 for <b>(BS)</b>                      Add \$28 for <b>(TP)</b>                      Add \$161 for <b>(MB)</b></p>	<table border="1"> <tr><th colspan="3">OVERALL DIMENSIONS</th><th colspan="3">SEAT DIMENSIONS</th><th colspan="2">BACK DIMENSIONS</th></tr> <tr><th>W</th><th>D</th><th>H</th><th>W</th><th>D</th><th>H</th><th>W</th><th>H</th></tr> <tr><td>IN 59</td><td>30</td><td>32</td><td>52</td><td>19</td><td>18</td><td>52</td><td>14</td></tr> <tr><td>MM 1499</td><td>762</td><td>813</td><td>1321</td><td>483</td><td>457</td><td>1321</td><td>356</td></tr> <tr><td colspan="3"><b>RTA 00</b></td><td colspan="5">1 per carton</td><td colspan="2"></td></tr> </table>	OVERALL DIMENSIONS			SEAT DIMENSIONS			BACK DIMENSIONS		W	D	H	W	D	H	W	H	IN 59	30	32	52	19	18	52	14	MM 1499	762	813	1321	483	457	1321	356	<b>RTA 00</b>			1 per carton						
		OVERALL DIMENSIONS			SEAT DIMENSIONS			BACK DIMENSIONS																																				
W	D	H	W	D	H	W	H																																					
IN 59	30	32	52	19	18	52	14																																					
MM 1499	762	813	1321	483	457	1321	356																																					
<b>RTA 00</b>			1 per carton																																									
<table border="1"> <tr><th>1</th><th>2</th><th>3</th><th>4</th><th>5</th><th>6</th><th>7</th><th>8</th><th>9</th><th>10</th><th>11</th><th>12</th></tr> <tr><td><b>R27804B</b></td><td>3241</td><td>3457</td><td>3639</td><td>3849</td><td>4193</td><td>4510</td><td>4827</td><td>5104</td><td>5448</td><td>5772</td><td>6211</td><td>6832</td></tr> <tr><td><b>R27804SB</b></td><td>3803</td><td>4019</td><td>4201</td><td>4411</td><td>4755</td><td>5072</td><td>5389</td><td>5666</td><td>6010</td><td>6334</td><td>6773</td><td>7394</td></tr> </table> <p>shelf model IN W59 D40.5 H32   MM W1499 D1029 H813</p>	1	2	3	4	5	6	7	8	9	10	11	12	<b>R27804B</b>	3241	3457	3639	3849	4193	4510	4827	5104	5448	5772	6211	6832	<b>R27804SB</b>	3803	4019	4201	4411	4755	5072	5389	5666	6010	6334	6773	7394						
1	2	3	4	5	6	7	8	9	10	11	12																																	
<b>R27804B</b>	3241	3457	3639	3849	4193	4510	4827	5104	5448	5772	6211	6832																																
<b>R27804SB</b>	3803	4019	4201	4411	4755	5072	5389	5666	6010	6334	6773	7394																																
 <p><b>R27804L</b>      <b>R27804SR</b></p> <p><b>Two Seater - Standard Back w/Uph Arms (Left/Right)</b>                      COM: 5.75 YD   5.26 M                      Unit weight: 101 LB   45.9 KG                      Carton weight: 123 LB   55.79 KG                      Carton volume: 42.5 FT<sup>3</sup>   1.2 MT<sup>3</sup></p>	<p>For power/USB unit, please see electrical placement chart.</p> <p>Includes ganging hardware (1 side only).</p> <p>Add \$106, \$71 for <b>(S2)</b>, <b>(SE)</b>                      Add \$1067 for 72 lbs. <b>(CW)</b>, <b>(C6)</b>                      Add \$119 for <b>(SU)</b> or \$476 for <b>(BS)</b>                      Add \$28 for <b>(TP)</b>                      Add \$161 for <b>(MB)</b></p>	<table border="1"> <tr><th colspan="3">OVERALL DIMENSIONS</th><th colspan="3">SEAT DIMENSIONS</th><th colspan="2">BACK DIMENSIONS</th></tr> <tr><th>W</th><th>D</th><th>H</th><th>W</th><th>D</th><th>H</th><th>W</th><th>H</th></tr> <tr><td>IN 55.5</td><td>30</td><td>32</td><td>52</td><td>19</td><td>18</td><td>52</td><td>14</td></tr> <tr><td>MM 1410</td><td>762</td><td>813</td><td>1321</td><td>483</td><td>457</td><td>1321</td><td>356</td></tr> <tr><td colspan="3"><b>RTA 00</b></td><td colspan="5">1 per carton</td><td colspan="2"></td></tr> </table>	OVERALL DIMENSIONS			SEAT DIMENSIONS			BACK DIMENSIONS		W	D	H	W	D	H	W	H	IN 55.5	30	32	52	19	18	52	14	MM 1410	762	813	1321	483	457	1321	356	<b>RTA 00</b>			1 per carton						
		OVERALL DIMENSIONS			SEAT DIMENSIONS			BACK DIMENSIONS																																				
W	D	H	W	D	H	W	H																																					
IN 55.5	30	32	52	19	18	52	14																																					
MM 1410	762	813	1321	483	457	1321	356																																					
<b>RTA 00</b>			1 per carton																																									
<table border="1"> <tr><th>1</th><th>2</th><th>3</th><th>4</th><th>5</th><th>6</th><th>7</th><th>8</th><th>9</th><th>10</th><th>11</th><th>12</th></tr> <tr><td><b>R27804L</b></td><td>2944</td><td>3128</td><td>3283</td><td>3462</td><td>3755</td><td>4025</td><td>4295</td><td>4531</td><td>4824</td><td>5100</td><td>5474</td><td>6003</td></tr> <tr><td><b>R27804SL</b></td><td>3506</td><td>3690</td><td>3845</td><td>4024</td><td>4317</td><td>4587</td><td>4857</td><td>5093</td><td>5386</td><td>5662</td><td>6036</td><td>6565</td></tr> </table> <p>shelf model IN W55.5 D40.5 H32   MM W1410 D1029 H813</p>	1	2	3	4	5	6	7	8	9	10	11	12	<b>R27804L</b>	2944	3128	3283	3462	3755	4025	4295	4531	4824	5100	5474	6003	<b>R27804SL</b>	3506	3690	3845	4024	4317	4587	4857	5093	5386	5662	6036	6565						
1	2	3	4	5	6	7	8	9	10	11	12																																	
<b>R27804L</b>	2944	3128	3283	3462	3755	4025	4295	4531	4824	5100	5474	6003																																
<b>R27804SL</b>	3506	3690	3845	4024	4317	4587	4857	5093	5386	5662	6036	6565																																
 <p><b>R27805</b>      <b>R27805S</b></p> <p><b>Two Seater - High Back</b>                      COM: 5.5 YD   5.03 M                      Unit weight: 94 LB   42.7 KG                      Carton weight: 116 LB   52.62 KG                      Carton volume: 19.75 FT<sup>3</sup>   0.55 MT<sup>3</sup></p>	<p>For power/USB unit, please see electrical placement chart.</p> <p>Includes ganging hardware (2 sides).</p> <p>Add \$115, \$71 for <b>(S2)</b>, <b>(SE)</b>                      Add \$1067 for 72 lbs. <b>(CW)</b>, <b>(C6)</b>                      Add \$119 for <b>(SU)</b> or \$476 for <b>(BS)</b>                      Add \$28 for <b>(TP)</b>                      Add \$161 for <b>(MB)</b></p>	<table border="1"> <tr><th colspan="3">OVERALL DIMENSIONS</th><th colspan="3">SEAT DIMENSIONS</th><th colspan="2">BACK DIMENSIONS</th></tr> <tr><th>W</th><th>D</th><th>H</th><th>W</th><th>D</th><th>H</th><th>W</th><th>H</th></tr> <tr><td>IN 52</td><td>30.5</td><td>41.5</td><td>52</td><td>19</td><td>18</td><td>52</td><td>23.5</td></tr> <tr><td>MM 1321</td><td>775</td><td>1054</td><td>1321</td><td>483</td><td>457</td><td>1321</td><td>597</td></tr> <tr><td colspan="3"><b>RTA 00</b></td><td colspan="5">1 per carton</td><td colspan="2"></td></tr> </table>	OVERALL DIMENSIONS			SEAT DIMENSIONS			BACK DIMENSIONS		W	D	H	W	D	H	W	H	IN 52	30.5	41.5	52	19	18	52	23.5	MM 1321	775	1054	1321	483	457	1321	597	<b>RTA 00</b>			1 per carton						
		OVERALL DIMENSIONS			SEAT DIMENSIONS			BACK DIMENSIONS																																				
W	D	H	W	D	H	W	H																																					
IN 52	30.5	41.5	52	19	18	52	23.5																																					
MM 1321	775	1054	1321	483	457	1321	597																																					
<b>RTA 00</b>			1 per carton																																									
<table border="1"> <tr><th>1</th><th>2</th><th>3</th><th>4</th><th>5</th><th>6</th><th>7</th><th>8</th><th>9</th><th>10</th><th>11</th><th>12</th></tr> <tr><td><b>R27805</b></td><td>2946</td><td>3122</td><td>3271</td><td>3441</td><td>3722</td><td>3980</td><td>4239</td><td>4464</td><td>4745</td><td>5009</td><td>5366</td><td>5872</td></tr> <tr><td><b>R27805S</b></td><td>3508</td><td>3684</td><td>3833</td><td>4003</td><td>4284</td><td>4542</td><td>4801</td><td>5026</td><td>5307</td><td>5571</td><td>5928</td><td>6434</td></tr> </table> <p>shelf model IN W52 D41 H41.5   MM W1321 D1041 H1054</p>	1	2	3	4	5	6	7	8	9	10	11	12	<b>R27805</b>	2946	3122	3271	3441	3722	3980	4239	4464	4745	5009	5366	5872	<b>R27805S</b>	3508	3684	3833	4003	4284	4542	4801	5026	5307	5571	5928	6434						
1	2	3	4	5	6	7	8	9	10	11	12																																	
<b>R27805</b>	2946	3122	3271	3441	3722	3980	4239	4464	4745	5009	5366	5872																																
<b>R27805S</b>	3508	3684	3833	4003	4284	4542	4801	5026	5307	5571	5928	6434																																
 <p><b>R27805B</b>      <b>R27805SB</b></p> <p><b>Two Seater - High Back w/Uph Arms</b>                      COM: 7.5 YD   6.86 M                      Unit weight: 114 LB   51.8 KG                      Carton weight: 116 LB   52.62 KG                      Carton volume: 19.75 FT<sup>3</sup>   0.55 MT<sup>3</sup></p>	<p>For power/USB unit, please see electrical placement chart.</p> <p>Ganging not available.</p> <p>Add \$155, \$71 for <b>(S2)</b>, <b>(SE)</b>                      Add \$1067 for 72 lbs. <b>(CW)</b>, <b>(C6)</b>                      Add \$119 for <b>(SU)</b> or \$476 for <b>(BS)</b>                      Add \$28 for <b>(TP)</b>                      Add \$161 for <b>(MB)</b></p>	<table border="1"> <tr><th colspan="3">OVERALL DIMENSIONS</th><th colspan="3">SEAT DIMENSIONS</th><th colspan="2">BACK DIMENSIONS</th></tr> <tr><th>W</th><th>D</th><th>H</th><th>W</th><th>D</th><th>H</th><th>W</th><th>H</th></tr> <tr><td>IN 59</td><td>30.5</td><td>41.5</td><td>52</td><td>19</td><td>18</td><td>52</td><td>23.5</td></tr> <tr><td>MM 1499</td><td>775</td><td>1054</td><td>1321</td><td>483</td><td>457</td><td>1321</td><td>597</td></tr> <tr><td colspan="3"><b>RTA 00</b></td><td colspan="5">1 per carton</td><td colspan="2"></td></tr> </table>	OVERALL DIMENSIONS			SEAT DIMENSIONS			BACK DIMENSIONS		W	D	H	W	D	H	W	H	IN 59	30.5	41.5	52	19	18	52	23.5	MM 1499	775	1054	1321	483	457	1321	597	<b>RTA 00</b>			1 per carton						
		OVERALL DIMENSIONS			SEAT DIMENSIONS			BACK DIMENSIONS																																				
W	D	H	W	D	H	W	H																																					
IN 59	30.5	41.5	52	19	18	52	23.5																																					
MM 1499	775	1054	1321	483	457	1321	597																																					
<b>RTA 00</b>			1 per carton																																									
<table border="1"> <tr><th>1</th><th>2</th><th>3</th><th>4</th><th>5</th><th>6</th><th>7</th><th>8</th><th>9</th><th>10</th><th>11</th><th>12</th></tr> <tr><td><b>R27805B</b></td><td>3540</td><td>3780</td><td>3983</td><td>4215</td><td>4598</td><td>4950</td><td>5303</td><td>5610</td><td>5993</td><td>6353</td><td>6840</td><td>7530</td></tr> <tr><td><b>R27805SB</b></td><td>4102</td><td>4342</td><td>4545</td><td>4777</td><td>5160</td><td>5512</td><td>5865</td><td>6172</td><td>6555</td><td>6915</td><td>7402</td><td>8092</td></tr> </table> <p>shelf model IN W59 D41 H41.5   MM W1499 D1041 H1054</p>	1	2	3	4	5	6	7	8	9	10	11	12	<b>R27805B</b>	3540	3780	3983	4215	4598	4950	5303	5610	5993	6353	6840	7530	<b>R27805SB</b>	4102	4342	4545	4777	5160	5512	5865	6172	6555	6915	7402	8092						
1	2	3	4	5	6	7	8	9	10	11	12																																	
<b>R27805B</b>	3540	3780	3983	4215	4598	4950	5303	5610	5993	6353	6840	7530																																
<b>R27805SB</b>	4102	4342	4545	4777	5160	5512	5865	6172	6555	6915	7402	8092																																
 <p><b>R27805L</b>      <b>R27805SR</b></p> <p><b>Two Seater - High Back w/Uph Arms (Left/Right)</b>                      COM: 6.5 YD   5.94 M                      Unit weight: 104 LB   47.3 KG                      Carton weight: 128 LB   58.06 KG                      Carton volume: 54 FT<sup>3</sup>   1.52 MT<sup>3</sup></p>	<p>For power/USB unit, please see electrical placement chart.</p> <p>Includes ganging hardware (1 side only).</p> <p>Add \$134, \$71 for <b>(S2)</b>, <b>(SE)</b>                      Add \$1067 for 72 lbs. <b>(CW)</b>, <b>(C6)</b>                      Add \$119 for <b>(SU)</b> or \$476 for <b>(BS)</b>                      Add \$28 for <b>(TP)</b>                      Add \$161 for <b>(MB)</b></p>	<table border="1"> <tr><th colspan="3">OVERALL DIMENSIONS</th><th colspan="3">SEAT DIMENSIONS</th><th colspan="2">BACK DIMENSIONS</th></tr> <tr><th>W</th><th>D</th><th>H</th><th>W</th><th>D</th><th>H</th><th>W</th><th>H</th></tr> <tr><td>IN 55.5</td><td>30.5</td><td>41.5</td><td>52</td><td>19</td><td>18</td><td>52</td><td>23.5</td></tr> <tr><td>MM 1410</td><td>775</td><td>1054</td><td>1321</td><td>483</td><td>457</td><td>1321</td><td>597</td></tr> <tr><td colspan="3"><b>RTA 00</b></td><td colspan="5">1 per carton</td><td colspan="2"></td></tr> </table>	OVERALL DIMENSIONS			SEAT DIMENSIONS			BACK DIMENSIONS		W	D	H	W	D	H	W	H	IN 55.5	30.5	41.5	52	19	18	52	23.5	MM 1410	775	1054	1321	483	457	1321	597	<b>RTA 00</b>			1 per carton						
		OVERALL DIMENSIONS			SEAT DIMENSIONS			BACK DIMENSIONS																																				
W	D	H	W	D	H	W	H																																					
IN 55.5	30.5	41.5	52	19	18	52	23.5																																					
MM 1410	775	1054	1321	483	457	1321	597																																					
<b>RTA 00</b>			1 per carton																																									
<table border="1"> <tr><th>1</th><th>2</th><th>3</th><th>4</th><th>5</th><th>6</th><th>7</th><th>8</th><th>9</th><th>10</th><th>11</th><th>12</th></tr> <tr><td><b>R27805L</b></td><td>3243</td><td>3451</td><td>3627</td><td>3828</td><td>4160</td><td>4465</td><td>4771</td><td>5037</td><td>5369</td><td>5681</td><td>6103</td><td>6701</td></tr> <tr><td><b>R27805R</b></td><td>3805</td><td>4013</td><td>4189</td><td>4390</td><td>4722</td><td>5027</td><td>5333</td><td>5599</td><td>5931</td><td>6243</td><td>6665</td><td>7263</td></tr> </table> <p>shelf model IN W55.5 D41 H41.5   MM W1410 D1041 H1054</p>	1	2	3	4	5	6	7	8	9	10	11	12	<b>R27805L</b>	3243	3451	3627	3828	4160	4465	4771	5037	5369	5681	6103	6701	<b>R27805R</b>	3805	4013	4189	4390	4722	5027	5333	5599	5931	6243	6665	7263						
1	2	3	4	5	6	7	8	9	10	11	12																																	
<b>R27805L</b>	3243	3451	3627	3828	4160	4465	4771	5037	5369	5681	6103	6701																																
<b>R27805R</b>	3805	4013	4189	4390	4722	5027	5333	5599	5931	6243	6665	7263																																

DESCRIPTION FEATURES MODEL# STANDARD TEXTILE GRADES



**Two Seater - Extended Back**  
 COM: 5.5 YD | 5.03 M  
 Unit weight: 106 LB | 48.2 KG  
 Carton weight: 71 LB | 32.21 KG  
 Carton volume: 24.75 FT³ | 0.7 MT³

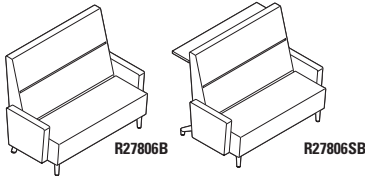
For power/USB unit, please see electrical placement chart.  
 Includes ganging hardware (2 sides).  
 Add \$123, \$71 for **(S2), (SE)**  
 Add \$1067 for 72 lbs. **(CW), (C6)**  
 Add \$119 for **(SU)** or \$476 for **(BS)**  
 Add \$28 for **(TP)**  
 Add \$161 for **(MB)**

	1	2	3	4	5	6	7	8	9	10	11	12
<b>R27806</b>	3117	3293	3442	3612	3893	4151	4410	4635	4916	5180	5537	6043
<b>R27806S</b>	3678	3854	4003	4173	4454	4712	4971	5196	5477	5741	6098	6604

shelf model in W52 D41.5 H47 | MM W1321 D1054 H1194

OVERALL DIMENSIONS			SEAT DIMENSIONS			BACK DIMENSIONS		
W	D	H	W	D	H	W	H	
IN 52	31	47	52	19	18	52	29	
MM 1321	787	1194	1321	483	457	1321	737	

**RTA 00** 1 per carton



**Two Seater - Extended Back w/Uph Arms**  
 COM: 8 YD | 7.32 M  
 Unit weight: 126 LB | 57.3 KG  
 Carton weight: 151 LB | 68.49 KG  
 Carton volume: 60.5 FT³ | 1.71 MT³

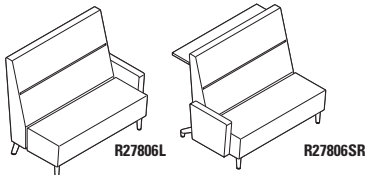
For power/USB unit, please see electrical placement chart.  
 Ganging not available.  
 Add \$162, \$71 for **(S2), (SE)**  
 Add \$1067 for 72 lbs. **(CW), (C6)**  
 Add \$119 for **(SU)** or \$476 for **(BS)**  
 Add \$28 for **(TP)**  
 Add \$161 for **(MB)**

	1	2	3	4	5	6	7	8	9	10	11	12
<b>R27806B</b>	3711	3967	4183	4431	4839	5215	5591	5919	6327	6711	7231	7967
<b>R27806SB</b>	4272	4528	4744	4992	5400	5776	6152	6480	6888	7272	7792	8528

shelf model in W59 D41.5 H47 | MM W1499 D1054 H1194

OVERALL DIMENSIONS			SEAT DIMENSIONS			BACK DIMENSIONS		
W	D	H	W	D	H	W	H	
IN 59	31	47	52	19	18	52	29	
MM 1499	787	1194	1321	483	457	1321	737	

**RTA 00** 1 per carton



**Two Seater - Extended Back w/Uph Arms (Left/Right)**  
 COM: 7 YD | 6.4 M  
 Unit weight: 116 LB | 52.7 KG  
 Carton weight: 141 LB | 63.96 KG  
 Carton volume: 60.5 FT³ | 1.71 MT³

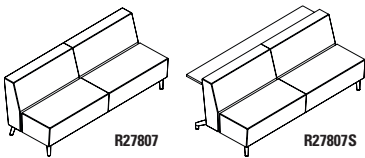
For power/USB unit, please see electrical placement chart.  
 Includes ganging hardware (1 side only).  
 Add \$142, \$71 for **(S2), (SE)**  
 Add \$1067 for 72 lbs. **(CW), (C6)**  
 Add \$119 for **(SU)** or \$476 for **(BS)**  
 Add \$28 for **(TP)**  
 Add \$161 for **(MB)**

	1	2	3	4	5	6	7	8	9	10	11	12
<b>R27806L</b>	3414	3638	3827	4044	4401	4730	5059	5346	5703	6039	6494	7138
<b>R27806R</b>												
<b>R27806SL</b>	3975	4199	4388	4605	4962	5291	5620	5907	6264	6600	7055	7699
<b>R27806SR</b>												

shelf model in W55.5 D41.5 H47 | MM W1410 D1054 H1194

OVERALL DIMENSIONS			SEAT DIMENSIONS			BACK DIMENSIONS		
W	D	H	W	D	H	W	H	
IN 55.5	31	47	52	19	18	52	29	
MM 1410	787	1194	1321	483	457	1321	737	

**RTA 00** 1 per carton



**Three Seater - Standard Back**  
 COM: 8 YD | 7.32 M  
 Unit weight: 120 LB | 54.5 KG  
 Carton weight: 152 LB | 68.95 KG  
 Carton volume: 55.5 FT³ | 1.57 MT³

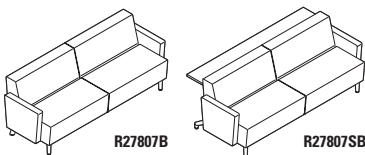
For power/USB unit, please see electrical placement chart.  
 Includes ganging hardware (2 sides).  
 Add \$101, \$84 for **(S2), (SE)**  
 Add \$1067 for 72 lbs. **(CW), (C6)**  
 Add \$179 for **(SU)** or \$655 for **(BS)**  
 Add \$28 for **(TP)**  
 Add \$243 for **(MB)**

	1	2	3	4	5	6	7	8	9	10	11	12
<b>R27807</b>	3783	4039	4256	4503	4912	5287	5664	5991	6400	6784	7303	8039
<b>R27807S</b>	4531	4787	5004	5251	5660	6035	6412	6739	7148	7532	8051	8787

shelf model in W78 D40.5 H32 | MM W1981 D1029 H813

OVERALL DIMENSIONS			SEAT DIMENSIONS			BACK DIMENSIONS		
W	D	H	W	D	H	W	H	
IN 78	30	32	78	19	18	78	14	
MM 1981	762	813	1981	483	457	1981	356	

**RTA 00** 1 per carton



**Three Seater - Standard Back w/Uph Arms**  
 COM: 10 YD | 9.14 M  
 Unit weight: 140 LB | 63.6 KG  
 Carton weight: 170 LB | 77.11 KG  
 Carton volume: 60.5 FT³ | 1.71 MT³

For power/USB unit, please see electrical placement chart.  
 Ganging not available.  
 Add \$137, \$84 for **(S2), (SE)**  
 Add \$1067 for 72 lbs. **(CW), (C6)**  
 Add \$179 for **(SU)** or \$655 for **(BS)**  
 Add \$28 for **(TP)**  
 Add \$243 for **(MB)**

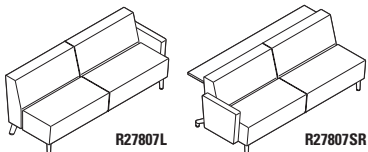
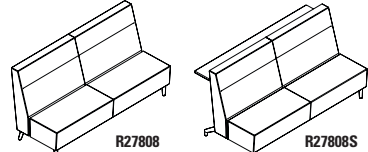
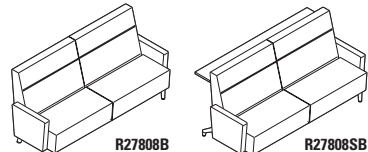
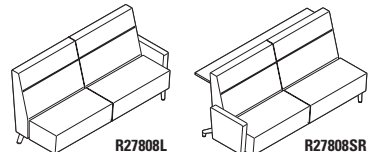
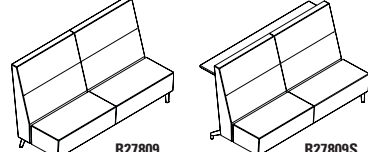
	1	2	3	4	5	6	7	8	9	10	11	12
<b>R27807B</b>	4377	4697	4968	5277	5788	6257	6728	7137	7648	8128	8777	9697
<b>R27807SB</b>	5125	5445	5716	6025	6536	7005	7476	7885	8396	8876	9525	10445

shelf model in W85 D40.5 H32 | MM W2159 D1029 H813

OVERALL DIMENSIONS			SEAT DIMENSIONS			BACK DIMENSIONS		
W	D	H	W	D	H	W	H	
IN 85	30	32	78	19	18	78	14	
MM 2159	762	813	1981	483	457	1981	356	

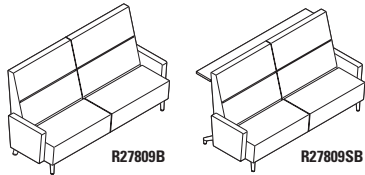
**RTA 00** 1 per carton



DESCRIPTION	FEATURES	MODEL#	STANDARD TEXTILE GRADES											
			1	2	3	4	5	6	7	8	9	10	11	12
 <p><b>R27807L</b>      <b>R27807SR</b></p> <p><b>Three Seater - Standard Back w/Uph Arms (Left/Right)</b>                      COM: 9 YD   8.23 M                      Unit weight: 130 LB   59.1 KG                      Carton weight: 160 LB   72.57 KG                      Carton volume: 60.5 FT<sup>3</sup>   1.71 MT<sup>3</sup></p>	<p>For power/USB unit, please see electrical placement chart.</p> <p>Includes ganging hardware (1 side only).</p> <p>Add \$120, \$84 for <b>(S2)</b>, <b>(SE)</b>                      Add \$1067 for 72 lbs. <b>(CW)</b>, <b>(C6)</b>                      Add \$179 for <b>(SU)</b> or \$655 for <b>(BS)</b>                      Add \$28 for <b>(TP)</b>                      Add \$243 for <b>(MB)</b></p>	<p><b>R27807L</b></p> <p><b>R27807R</b></p> <p><b>R27807SL</b></p> <p><b>R27807SR</b></p> <p>shelf model in W81.5 D40.5 H32   MM W2070 D1029 H813</p>	4080	4368	4612	4890	5350	5772	6196	6564	7024	7456	8040	8868
		<p><b>OVERALL DIMENSIONS</b></p> <p>W      D      H</p> <p>IN 81.5      30      32                      MM 2070      762      813</p> <p><b>SEAT DIMENSIONS</b></p> <p>W      D      H</p> <p>IN 78      19      18                      MM 1981      483      457</p> <p><b>BACK DIMENSIONS</b></p> <p>W      H</p> <p>IN 78      14                      MM 1981      356</p> <p><b>RTA 00</b>      1 per carton</p>												
 <p><b>R27808</b>      <b>R27808S</b></p> <p><b>Three Seater - High Back</b>                      COM: 9.25 YD   8.46 M                      Unit weight: 138 LB   62.7 KG                      Carton weight: 177 LB   80.29 KG                      Carton volume: 69.75 FT<sup>3</sup>   1.97 MT<sup>3</sup></p>	<p>For power/USB unit, please see electrical placement chart.</p> <p>Includes ganging hardware (2 sides).</p> <p>Add \$136, \$84 for <b>(S2)</b>, <b>(SE)</b>                      Add \$1067 for 72 lbs. <b>(CW)</b>, <b>(C6)</b>                      Add \$179 for <b>(SU)</b> or \$655 for <b>(BS)</b>                      Add \$28 for <b>(TP)</b>                      Add \$243 for <b>(MB)</b></p>	<p><b>R27808</b></p> <p><b>R27808S</b></p> <p>shelf model in W78 D41 H41.5   MM W1981 D1041 H1054</p>	4486	4782	5032	5319	5791	6225	6660	7039	7511	7955	8556	9407
		<p><b>OVERALL DIMENSIONS</b></p> <p>W      D      H</p> <p>IN 78      30.5      41.5                      MM 1981      775      1054</p> <p><b>SEAT DIMENSIONS</b></p> <p>W      D      H</p> <p>IN 78      19      18                      MM 1981      483      457</p> <p><b>BACK DIMENSIONS</b></p> <p>W      H</p> <p>IN 78      23.5                      MM 1981      597</p> <p><b>RTA 00</b>      1 per carton</p>												
 <p><b>R27808B</b>      <b>R27808SB</b></p> <p><b>Three Seater - High Back w/Uph Arms</b>                      COM: 11.25 YD   10.29 M                      Unit weight: 158 LB   71.8 KG                      Carton weight: 190.5 LB   86.41 KG                      Carton volume: 69.75 FT<sup>3</sup>   1.97 MT<sup>3</sup></p>	<p>For power/USB unit, please see electrical placement chart.</p> <p>Ganging not available.</p> <p>Add \$175, \$84 for <b>(S2)</b>, <b>(SE)</b>                      Add \$1067 for 72 lbs. <b>(CW)</b>, <b>(C6)</b>                      Add \$179 for <b>(SU)</b> or \$655 for <b>(BS)</b>                      Add \$28 for <b>(TP)</b>                      Add \$243 for <b>(MB)</b></p>	<p><b>R27808B</b></p> <p><b>R27808SB</b></p> <p>shelf model in W85 D41 H41.5   MM W2159 D1041 H1054</p>	5080	5440	5744	6093	6667	7195	7724	8185	8759	9299	10030	11065
		<p><b>OVERALL DIMENSIONS</b></p> <p>W      D      H</p> <p>IN 85      30.5      41.5                      MM 2159      775      1054</p> <p><b>SEAT DIMENSIONS</b></p> <p>W      D      H</p> <p>IN 78      19      18                      MM 1981      483      457</p> <p><b>BACK DIMENSIONS</b></p> <p>W      H</p> <p>IN 78      23.5                      MM 1981      597</p> <p><b>RTA 00</b>      1 per carton</p>												
 <p><b>R27808L</b>      <b>R27808SR</b></p> <p><b>Three Seater - High Back w/Uph Arms (Left/Right)</b>                      COM: 10.25 YD   9.37 M                      Unit weight: 148 LB   67.3 KG                      Carton weight: 180.5 LB   81.87 KG                      Carton volume: 76.75 FT<sup>3</sup>   2.17 MT<sup>3</sup></p>	<p>For power/USB unit, please see electrical placement chart.</p> <p>Includes ganging hardware (1 side only).</p> <p>Add \$155, \$84 for <b>(S2)</b>, <b>(SE)</b>                      Add \$1067 for 72 lbs. <b>(CW)</b>, <b>(C6)</b>                      Add \$179 for <b>(SU)</b> or \$655 for <b>(BS)</b>                      Add \$28 for <b>(TP)</b>                      Add \$243 for <b>(MB)</b></p>	<p><b>R27808L</b></p> <p><b>R27808R</b></p> <p><b>R27808SL</b></p> <p><b>R27808SR</b></p> <p>shelf model in W81.5 D41 H41.5   MM W2070 D1041 H1054</p>	4783	5111	5388	5706	6229	6710	7192	7612	8135	8627	9293	10236
		<p><b>OVERALL DIMENSIONS</b></p> <p>W      D      H</p> <p>IN 81.5      30.5      41.5                      MM 2070      775      1054</p> <p><b>SEAT DIMENSIONS</b></p> <p>W      D      H</p> <p>IN 78      19      18                      MM 1981      483      457</p> <p><b>BACK DIMENSIONS</b></p> <p>W      H</p> <p>IN 78      23.5                      MM 1981      597</p> <p><b>RTA 00</b>      1 per carton</p>												
 <p><b>R27809</b>      <b>R27809S</b></p> <p><b>Three Seater - Extended Back</b>                      COM: 10 YD   9.14 M                      Unit weight: 135 LB   61.4 KG                      Carton weight: 165 LB   74.84 KG                      Carton volume: 79.25 FT<sup>3</sup>   2.24 MT<sup>3</sup></p>	<p>For power/USB unit, please see electrical placement chart.</p> <p>Includes ganging hardware (2 sides).</p> <p>Add \$143, \$84 for <b>(S2)</b>, <b>(SE)</b>                      Add \$1067 for 72 lbs. <b>(CW)</b>, <b>(C6)</b>                      Add \$179 for <b>(SU)</b> or \$655 for <b>(BS)</b>                      Add \$28 for <b>(TP)</b>                      Add \$243 for <b>(MB)</b></p>	<p><b>R27809</b></p> <p><b>R27809S</b></p> <p>shelf model in W78 D41.5 H47   MM W1981 D1054 H1194</p>	4764	5084	5355	5664	6175	6644	7115	7524	8035	8515	9164	10084
		<p><b>OVERALL DIMENSIONS</b></p> <p>W      D      H</p> <p>IN 78      31      47                      MM 1981      787      1194</p> <p><b>SEAT DIMENSIONS</b></p> <p>W      D      H</p> <p>IN 78      19      18                      MM 1981      483      457</p> <p><b>BACK DIMENSIONS</b></p> <p>W      H</p> <p>IN 78      29                      MM 1981      737</p> <p><b>RTA 00</b>      1 per carton</p>												



DESCRIPTION FEATURES MODEL# STANDARD TEXTILE GRADES



**Three Seater - Extended Back w/Uph Arms**  
 COM: 12 YD | 10.97 M  
 Unit weight: 155 LB | 70.5 KG  
 Carton weight: 190 LB | 86.18 KG  
 Carton volume: 86.25 FT<sup>3</sup> | 2.44 MT<sup>3</sup>

For power/USB unit, please see electrical placement chart.

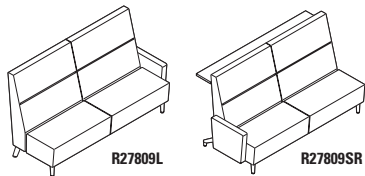
Ganging not available.

Add \$174, \$84 for **(S2)**, **(SE)**  
 Add \$1067 for 72 lbs. **(CW)**, **(C6)**  
 Add \$179 for **(SU)** or \$655 for **(BS)**  
 Add \$28 for **(TP)**  
 Add \$243 for **(MB)**

	1	2	3	4	5	6	7	8	9	10	11	12
<b>R27809B</b>	5358	5742	6067	6438	7051	7614	8179	8670	9283	9859	10638	11742
<b>R27809SB</b>	6106	6490	6815	7186	7799	8362	8927	9418	10031	10607	11386	12490

shelf model in W85 D41.5 H47 | MM W2159 D1054 H1194

	OVERALL DIMENSIONS			SEAT DIMENSIONS			BACK DIMENSIONS	
	W	D	H	W	D	H	W	H
IN	85	31	47	78	19	18	78	29
MM	2159	787	1194	1981	483	457	1981	737
<b>RTA 00</b>				1 per carton				



**Three Seater - Extended Back w/Uph Arms (Left/Right)**  
 COM: 11 YD | 10.06 M  
 Unit weight: 145 LB | 65.9 KG  
 Carton weight: 180 LB | 81.65 KG  
 Carton volume: 86.25 FT<sup>3</sup> | 2.44 MT<sup>3</sup>

For power/USB unit, please see electrical placement chart.

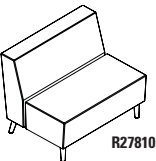
Includes ganging hardware (1 side only).

Add \$162, \$84 for **(S2)**, **(SE)**  
 Add \$1067 for 72 lbs. **(CW)**, **(C6)**  
 Add \$179 for **(SU)** or \$655 for **(BS)**  
 Add \$28 for **(TP)**  
 Add \$243 for **(MB)**

	1	2	3	4	5	6	7	8	9	10	11	12
<b>R27809L</b>	5061	5413	5711	6051	6613	7129	7647	8097	8659	9187	9901	10913
<b>R27809SL</b>	5809	6161	6459	6799	7361	7877	8395	8845	9407	9935	10649	11661
<b>R27809SR</b>												

shelf model in W81.5 D41.5 H47 | MM W2070 D1054 H1194

	OVERALL DIMENSIONS			SEAT DIMENSIONS			BACK DIMENSIONS	
	W	D	H	W	D	H	W	H
IN	81.5	31	47	78	19	18	78	29
MM	2070	787	1194	1981	483	457	1981	737
<b>RTA 00</b>				1 per carton				



**Bariatric Lounge Chair - Standard Back**  
 COM: 4.25 YD | 3.89 M  
 Unit weight: 69 LB | 31.4 KG  
 Carton weight: 90 LB | 40.82 KG  
 Carton volume: 28.75 FT<sup>3</sup> | 0.81 MT<sup>3</sup>

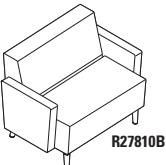
For power/USB unit, please see electrical placement chart.

Includes ganging hardware (2 sides).

Add \$61, \$52 for **(S2)**, **(SE)**  
 Add \$533 for 36 lbs. **(CW)**  
 Add \$83 for **(SU)** or \$387 for **(BS)**  
 Add \$28 for **(TP)**  
 Add \$122 for **(MB)**

	1	2	3	4	5	6	7	8	9	10	11	12
<b>R27810</b>	2303	2439	2554	2686	2902	3102	3302	3476	3693	3897	4173	4564

	OVERALL DIMENSIONS			SEAT DIMENSIONS			BACK DIMENSIONS	
	W	D	H	W	D	H	W	H
IN	39	30	32	39	19	18	39	14
MM	991	762	813	991	483	457	991	356
<b>RTA 00</b>				1 per carton				



**Bariatric Lounge Chair - Standard Back w/Uph Arms**  
 COM: 6.25 YD | 5.72 M  
 Unit weight: 89 LB | 40.5 KG  
 Carton weight: 108 LB | 48.99 KG  
 Carton volume: 33 FT<sup>3</sup> | 0.93 MT<sup>3</sup>

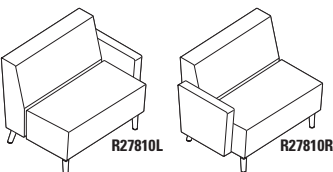
For power/USB unit, please see electrical placement chart.

Ganging not available.

Add \$102, \$52 for **(S2)**, **(SE)**  
 Add \$533 for 36 lbs. **(CW)**  
 Add \$83 for **(SU)** or \$387 for **(BS)**  
 Add \$28 for **(TP)**  
 Add \$122 for **(MB)**

	1	2	3	4	5	6	7	8	9	10	11	12
<b>R27810B</b>	2897	3097	3266	3460	3778	4072	4366	4622	4941	5241	5647	6222

	OVERALL DIMENSIONS			SEAT DIMENSIONS			BACK DIMENSIONS	
	W	D	H	W	D	H	W	H
IN	46	30	32	39	19	18	39	14
MM	1168	762	813	991	483	457	991	356
<b>RTA 00</b>				1 per carton				



**Bariatric Lounge Chair - Standard Back w/Uph Arms (Left/Right)**  
 COM: 5.25 YD | 4.8 M  
 Unit weight: 79 LB | 35.9 KG  
 Carton weight: 98 LB | 44.45 KG  
 Carton volume: 33 FT<sup>3</sup> | 0.93 MT<sup>3</sup>


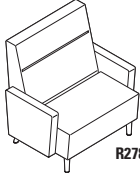
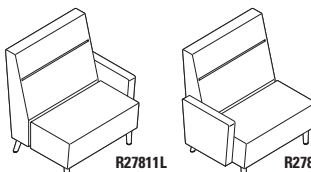
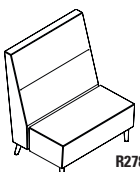
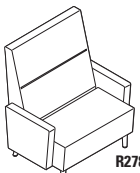
For power/USB unit, please see electrical placement chart.

Includes ganging hardware (1 side only).

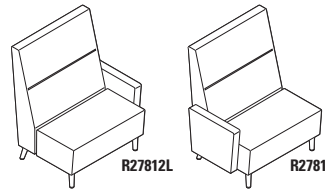
Add \$82, \$52 for **(S2)**, **(SE)**  
 Add \$533 for 36 lbs. **(CW)**  
 Add \$83 for **(SU)** or \$387 for **(BS)**  
 Add \$28 for **(TP)**  
 Add \$122 for **(MB)**

	1	2	3	4	5	6	7	8	9	10	11	12
<b>R27810L</b>	2600	2768	2910	3073	3340	3587	3834	4049	4317	4569	4910	5393
<b>R27810R</b>												

	OVERALL DIMENSIONS			SEAT DIMENSIONS			BACK DIMENSIONS	
	W	D	H	W	D	H	W	H
IN	42.5	30	32	39	19	18	39	14
MM	1080	762	813	991	483	457	991	356
<b>RTA 00</b>				1 per carton				

DESCRIPTION	FEATURES	MODEL#	STANDARD TEXTILE GRADES																													
			1	2	3	4	5	6	7	8	9	10	11	12																		
 <p><b>R27811</b></p> <p><b>Bariatric Lounge Chair - High Back</b>                      COM: 4.75 YD   4.34 M                      Unit weight: 77 LB   35 KG                      Carton weight: 98 LB   44.45 KG                      Carton volume: 36 FT<sup>3</sup>   1.01 MT<sup>3</sup></p>	<p>For power/USB unit, please see electrical placement chart.</p> <p>Includes ganging hardware (2 sides).</p> <p>Add \$81, \$52 for <b>(S2)</b>, <b>(SE)</b>                      Add \$533 for 36 lbs. <b>(CW)</b>                      Add \$83 for <b>(SU)</b> or \$387 for <b>(BS)</b>                      Add \$28 for <b>(TP)</b>                      Add \$122 for <b>(MB)</b></p>	<b>R27811</b>	2585	2737	2865	3013	3255	3478	3701	3896	4138	4366	4675	5112																		
		<table border="1"> <thead> <tr> <th colspan="3">OVERALL DIMENSIONS</th> <th colspan="3">SEAT DIMENSIONS</th> <th colspan="2">BACK DIMENSIONS</th> </tr> <tr> <th>W</th> <th>D</th> <th>H</th> <th>W</th> <th>D</th> <th>H</th> <th>W</th> <th>H</th> </tr> </thead> <tbody> <tr> <td>IN 39</td> <td>30.5</td> <td>41.5</td> <td>39</td> <td>19</td> <td>18</td> <td>39</td> <td>23.5</td> </tr> <tr> <td>MM 991</td> <td>775</td> <td>1054</td> <td>991</td> <td>483</td> <td>457</td> <td>991</td> <td>597</td> </tr> </tbody> </table> <p><b>RTA 00</b> 1 per carton</p>	OVERALL DIMENSIONS			SEAT DIMENSIONS			BACK DIMENSIONS		W	D	H	W	D	H	W	H	IN 39	30.5	41.5	39	19	18	39	23.5	MM 991	775	1054	991	483	457
OVERALL DIMENSIONS			SEAT DIMENSIONS			BACK DIMENSIONS																										
W	D	H	W	D	H	W	H																									
IN 39	30.5	41.5	39	19	18	39	23.5																									
MM 991	775	1054	991	483	457	991	597																									
 <p><b>R27811B</b></p> <p><b>Bariatric Lounge Chair - High Back w/Uph Arms</b>                      COM: 6.75 YD   6.17 M                      Unit weight: 97 LB   44.1 KG                      Carton weight: 117.5 LB   53.3 KG                      Carton volume: 42.25 FT<sup>3</sup>   1.19 MT<sup>3</sup></p>	<p>For power/USB unit, please see electrical placement chart.</p> <p>Ganging not available.</p> <p>Add \$120, \$52 for <b>(S2)</b>, <b>(SE)</b>                      Add \$533 for 36 lbs. <b>(CW)</b>                      Add \$83 for <b>(SU)</b> or \$387 for <b>(BS)</b>                      Add \$28 for <b>(TP)</b>                      Add \$122 for <b>(MB)</b></p>	<b>R27811B</b>	3179	3395	3577	3787	4131	4448	4765	5042	5386	5710	6149	6770																		
		<table border="1"> <thead> <tr> <th colspan="3">OVERALL DIMENSIONS</th> <th colspan="3">SEAT DIMENSIONS</th> <th colspan="2">BACK DIMENSIONS</th> </tr> <tr> <th>W</th> <th>D</th> <th>H</th> <th>W</th> <th>D</th> <th>H</th> <th>W</th> <th>H</th> </tr> </thead> <tbody> <tr> <td>IN 46</td> <td>30.5</td> <td>41.5</td> <td>39</td> <td>19</td> <td>18</td> <td>39</td> <td>23.5</td> </tr> <tr> <td>MM 1168</td> <td>775</td> <td>1054</td> <td>991</td> <td>483</td> <td>457</td> <td>991</td> <td>597</td> </tr> </tbody> </table> <p><b>RTA 00</b> 1 per carton</p>	OVERALL DIMENSIONS			SEAT DIMENSIONS			BACK DIMENSIONS		W	D	H	W	D	H	W	H	IN 46	30.5	41.5	39	19	18	39	23.5	MM 1168	775	1054	991	483	457
OVERALL DIMENSIONS			SEAT DIMENSIONS			BACK DIMENSIONS																										
W	D	H	W	D	H	W	H																									
IN 46	30.5	41.5	39	19	18	39	23.5																									
MM 1168	775	1054	991	483	457	991	597																									
 <p><b>R27811L</b>      <b>R27811R</b></p> <p><b>Bariatric Lounge Chair - High Back w/Uph Arms (Left/Right)</b>                      COM: 5.75 YD   5.26 M                      Unit weight: 87 LB   39.5 KG                      Carton weight: 107.5 LB   48.76 KG                      Carton volume: 42.25 FT<sup>3</sup>   1.19 MT<sup>3</sup></p>	<p>For power/USB unit, please see electrical placement chart.</p> <p>Includes ganging hardware (1 side only).</p> <p>Add \$100, \$52 for <b>(S2)</b>, <b>(SE)</b>                      Add \$533 for 36 lbs. <b>(CW)</b>                      Add \$83 for <b>(SU)</b> or \$387 for <b>(BS)</b>                      Add \$28 for <b>(TP)</b>                      Add \$122 for <b>(MB)</b></p>	<b>R27811L</b>	2882	3066	3221	3400	3693	3963	4233	4469	4762	5038	5412	5941																		
		<b>R27811R</b>																														
 <p><b>R27812</b></p> <p><b>Bariatric Lounge Chair - Extended Back</b>                      COM: 5.25 YD   4.8 M                      Unit weight: 91 LB   41.4 KG                      Carton weight: 115 LB   52.16 KG                      Carton volume: 41 FT<sup>3</sup>   1.16 MT<sup>3</sup></p>	<p>For power/USB unit, please see electrical placement chart.</p> <p>Includes ganging hardware (2 sides).</p> <p>Add \$85, \$52 for <b>(S2)</b>, <b>(SE)</b>                      Add \$533 for 36 lbs. <b>(CW)</b>                      Add \$83 for <b>(SU)</b> or \$387 for <b>(BS)</b>                      Add \$28 for <b>(TP)</b>                      Add \$122 for <b>(MB)</b></p>	<b>R27812</b>	2697	2865	3007	3170	3437	3684	3931	4146	4414	4666	5007	5490																		
		<table border="1"> <thead> <tr> <th colspan="3">OVERALL DIMENSIONS</th> <th colspan="3">SEAT DIMENSIONS</th> <th colspan="2">BACK DIMENSIONS</th> </tr> <tr> <th>W</th> <th>D</th> <th>H</th> <th>W</th> <th>D</th> <th>H</th> <th>W</th> <th>H</th> </tr> </thead> <tbody> <tr> <td>IN 39</td> <td>31</td> <td>47</td> <td>39</td> <td>19</td> <td>18</td> <td>39</td> <td>29</td> </tr> <tr> <td>MM 991</td> <td>787</td> <td>1194</td> <td>991</td> <td>483</td> <td>457</td> <td>991</td> <td>737</td> </tr> </tbody> </table> <p><b>RTA 00</b> 1 per carton</p>	OVERALL DIMENSIONS			SEAT DIMENSIONS			BACK DIMENSIONS		W	D	H	W	D	H	W	H	IN 39	31	47	39	19	18	39	29	MM 991	787	1194	991	483	457
OVERALL DIMENSIONS			SEAT DIMENSIONS			BACK DIMENSIONS																										
W	D	H	W	D	H	W	H																									
IN 39	31	47	39	19	18	39	29																									
MM 991	787	1194	991	483	457	991	737																									
 <p><b>R27812B</b></p> <p><b>Bariatric Lounge Chair - Extended Back w/Uph Arms</b>                      COM: 7.25 YD   6.63 M                      Unit weight: 111 LB   50.5 KG                      Carton weight: 132.5 LB   60.1 KG                      Carton volume: 47.25 FT<sup>3</sup>   1.33 MT<sup>3</sup></p>	<p>For power/USB unit, please see electrical placement chart.</p> <p>Ganging not available.</p> <p>Add \$127, \$52 for <b>(S2)</b>, <b>(SE)</b>                      Add \$533 for 36 lbs. <b>(CW)</b>                      Add \$83 for <b>(SU)</b> or \$387 for <b>(BS)</b>                      Add \$28 for <b>(TP)</b>                      Add \$122 for <b>(MB)</b></p>	<b>R27812B</b>	3291	3523	3719	3944	4313	4654	4995	5292	5662	6010	6481	7148																		
		<table border="1"> <thead> <tr> <th colspan="3">OVERALL DIMENSIONS</th> <th colspan="3">SEAT DIMENSIONS</th> <th colspan="2">BACK DIMENSIONS</th> </tr> <tr> <th>W</th> <th>D</th> <th>H</th> <th>W</th> <th>D</th> <th>H</th> <th>W</th> <th>H</th> </tr> </thead> <tbody> <tr> <td>IN 46</td> <td>31</td> <td>47</td> <td>39</td> <td>19</td> <td>18</td> <td>39</td> <td>29</td> </tr> <tr> <td>MM 1168</td> <td>787</td> <td>1194</td> <td>991</td> <td>483</td> <td>457</td> <td>991</td> <td>737</td> </tr> </tbody> </table> <p><b>RTA 00</b> 1 per carton</p>	OVERALL DIMENSIONS			SEAT DIMENSIONS			BACK DIMENSIONS		W	D	H	W	D	H	W	H	IN 46	31	47	39	19	18	39	29	MM 1168	787	1194	991	483	457
OVERALL DIMENSIONS			SEAT DIMENSIONS			BACK DIMENSIONS																										
W	D	H	W	D	H	W	H																									
IN 46	31	47	39	19	18	39	29																									
MM 1168	787	1194	991	483	457	991	737																									

DESCRIPTION FEATURES MODEL# STANDARD TEXTILE GRADES



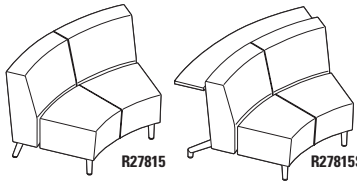
**Bariatric Lounge Chair - Extended Back w/Uph Arms (Left/Right)**  
 COM: 6.25 YD | 5.72 M  
 Unit weight: 101 LB | 45.9 KG  
 Carton weight: 122.5 LB | 55.57 KG  
 Carton volume: 47.25 FT<sup>3</sup> | 1.33 MT<sup>3</sup>

For power/USB unit, please see electrical placement chart.

Includes ganging hardware (1 side only).

Add \$106, \$52 for **(S2)**, **(SE)**  
 Add \$533 for 36 lbs. **(CW)**  
 Add \$83 for **(SU)** or \$387 for **(BS)**  
 Add \$28 for **(TP)**  
 Add \$122 for **(MB)**

	1	2	3	4	5	6	7	8	9	10	11	12
<b>R27812L</b>	2994	3194	3363	3557	3875	4169	4463	4719	5038	5338	5744	6319
<b>R27812R</b>												
<b>OVERALL DIMENSIONS</b>			<b>SEAT DIMENSIONS</b>			<b>BACK DIMENSIONS</b>						
	<b>W</b>	<b>D</b>	<b>H</b>	<b>W</b>	<b>D</b>	<b>H</b>	<b>W</b>	<b>H</b>				
IN	42.5	31	47	39	19	18	39	29				
MM	1080	787	1194	991	483	457	991	737				
<b>RTA 00</b>	1 per carton											



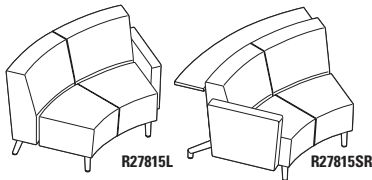
**IS Curve Two Seater - Standard Back**  
 COM: 5 YD | 4.57 M  
 Unit weight: 67 LB | 30.5 KG  
 Carton weight: 93 LB | 42.18 KG  
 Carton volume: 42.75 FT<sup>3</sup> | 1.21 MT<sup>3</sup>

For power/USB unit, please see electrical placement chart.

Includes ganging hardware (2 sides).

Add \$85, \$61 for **(S2)**, **(SE)**  
 Add \$1067 for 72 lbs. **(CW)**, **(C6)**  
 Add \$108 for **(SU)** or \$446 for **(BS)**  
 Add \$35 for **(TP)**  
 Add \$161 for **(MB)**

	1	2	3	4	5	6	7	8	9	10	11	12
<b>R27815</b>	2643	2803	2938	3093	3348	3583	3818	4023	4278	4518	4843	5303
<b>R27815S</b>	3561	3721	3856	4011	4266	4501	4736	4941	5196	5436	5761	6221
shelf model IN W58 D40.5 H32   MM W1473 D1029 H813												
<b>OVERALL DIMENSIONS</b>			<b>SEAT DIMENSIONS</b>			<b>BACK DIMENSIONS</b>						
	<b>W</b>	<b>D</b>	<b>H</b>	<b>W</b>	<b>D</b>	<b>H</b>	<b>W</b>	<b>H</b>				
IN	50.5	30	32	42	19	18	51	14				
MM	1283	762	813	1067	483	457	1295	356				
<b>RTA 00</b>	1 per carton											



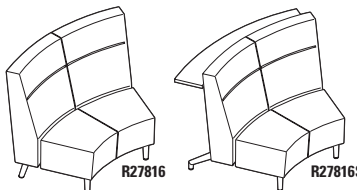
**IS Curve Two Seater - Standard Back w/Uph Arms (Left/Right)**  
 COM: 6 YD | 5.49 M  
 Unit weight: 77 LB | 35 KG  
 Carton weight: 102 LB | 46.27 KG  
 Carton volume: 43.5 FT<sup>3</sup> | 1.23 MT<sup>3</sup>

For power/USB unit, please see electrical placement chart.

Includes ganging hardware (1 side only).

Add \$106, \$61 for **(S2)**, **(SE)**  
 Add \$1067 for 72 lbs. **(CW)**, **(C6)**  
 Add \$108 for **(SU)** or \$446 for **(BS)**  
 Add \$35 for **(TP)**  
 Add \$161 for **(MB)**

	1	2	3	4	5	6	7	8	9	10	11	12
<b>R27815L</b>	2940	3132	3294	3480	3786	4068	4350	4596	4902	5190	5580	6132
<b>R27815R</b>												
<b>R27815SL</b>	3858	4050	4212	4398	4704	4986	5268	5514	5820	6108	6498	7050
<b>R27815SR</b>												
shelf model IN W61.5 D40.5 H32   MM W1562 D1029 H813												
<b>OVERALL DIMENSIONS</b>			<b>SEAT DIMENSIONS</b>			<b>BACK DIMENSIONS</b>						
	<b>W</b>	<b>D</b>	<b>H</b>	<b>W</b>	<b>D</b>	<b>H</b>	<b>W</b>	<b>H</b>				
IN	54	30	32	42	19	18	51	14				
MM	1372	762	813	1067	483	457	1295	356				
<b>RTA 00</b>	1 per carton											



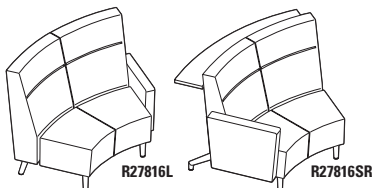
**IS Curve Two Seater - High Back**  
 COM: 6.5 YD | 5.93 M  
 Unit weight: 78 LB | 35.5 KG  
 Carton weight: 106 LB | 48.08 KG  
 Carton volume: 53.75 FT<sup>3</sup> | 1.52 MT<sup>3</sup>

For power/USB unit, please see electrical placement chart.

Includes ganging hardware (2 sides).

Add \$115, \$61 for **(S2)**, **(SE)**  
 Add \$1067 for 72 lbs. **(CW)**, **(C6)**  
 Add \$108 for **(SU)** or \$446 for **(BS)**  
 Add \$35 for **(TP)**  
 Add \$161 for **(MB)**

	1	2	3	4	5	6	7	8	9	10	11	12
<b>R27816</b>	3185	3361	3510	3680	3961	4219	4478	4703	4984	5248	5605	6111
<b>R27816S</b>	4101	4277	4426	4596	4877	5135	5394	5619	5900	6164	6521	7027
shelf model IN W58.5 D41 H41.5   MM W1486 D1041 H1054												
<b>OVERALL DIMENSIONS</b>			<b>SEAT DIMENSIONS</b>			<b>BACK DIMENSIONS</b>						
	<b>W</b>	<b>D</b>	<b>H</b>	<b>W</b>	<b>D</b>	<b>H</b>	<b>W</b>	<b>H</b>				
IN	51	30.5	41.5	42	19	18	51	23.5				
MM	1295	775	1054	1067	483	457	1295	597				
<b>RTA 00</b>	1 per carton											



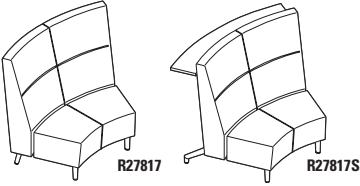
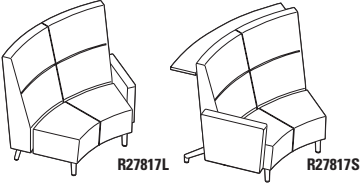
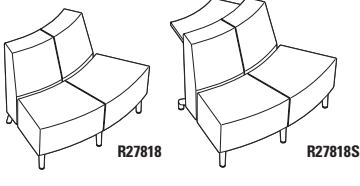
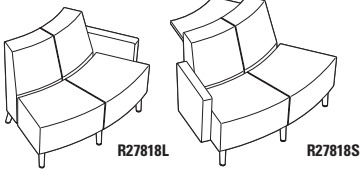
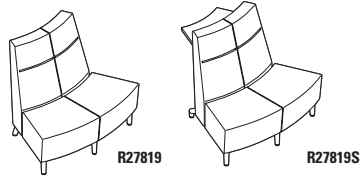
**IS Curve Two Seater - High Back w/Uph Arms (Left/Right)**  
 COM: 6.5 YD | 5.94 M  
 Unit weight: 88 LB | 40 KG  
 Carton weight: 115 LB | 52.16 KG  
 Carton volume: 55.5 FT<sup>3</sup> | 1.57 MT<sup>3</sup>

For power/USB unit, please see electrical placement chart.

Includes ganging hardware (1 side only).

Add \$134, \$61 for **(S2)**, **(SE)**  
 Add \$1067 for 72 lbs. **(CW)**, **(C6)**  
 Add \$108 for **(SU)** or \$446 for **(BS)**  
 Add \$35 for **(TP)**  
 Add \$161 for **(MB)**

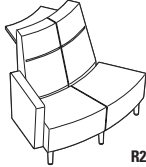
	1	2	3	4	5	6	7	8	9	10	11	12
<b>R27816L</b>	3482	3690	3866	4067	4399	4704	5010	5276	5608	5920	6342	6940
<b>R27816R</b>												
<b>R27816SL</b>	4398	4606	4782	4983	5315	5620	5926	6192	6524	6836	7258	7856
<b>R27816SR</b>												
shelf model IN W62 D41 H41.5   MM W1575 D1041 H1054												
<b>OVERALL DIMENSIONS</b>			<b>SEAT DIMENSIONS</b>			<b>BACK DIMENSIONS</b>						
	<b>W</b>	<b>D</b>	<b>H</b>	<b>W</b>	<b>D</b>	<b>H</b>	<b>W</b>	<b>H</b>				
IN	54.5	30.5	41.5	42	19	18	51	23.5				
MM	1384	775	1054	1067	483	457	1295	597				
<b>RTA 00</b>	1 per carton											

DESCRIPTION	FEATURES	MODEL#	STANDARD TEXTILE GRADES											
			1	2	3	4	5	6	7	8	9	10	11	12
 <p><b>IS Curve Two Seater - Extended Back</b> COM: 6 YD   5.49 M Unit weight: 84 LB   38.2 KG Carton weight: 118 LB   53.52 KG Carton volume: 61 FT<sup>3</sup>   1.72 MT<sup>3</sup></p>	<p>For power/USB unit, please see electrical placement chart.</p> <p>Includes ganging hardware (2 sides).</p> <p>Add \$123, \$61 for <b>(S2)</b>, <b>(SE)</b> Add \$1067 for 72 lbs. <b>(CW)</b>, <b>(C6)</b> Add \$108 for <b>(SU)</b> or \$446 for <b>(BS)</b> Add \$35 for <b>(TP)</b> Add \$161 for <b>(MB)</b></p>	<b>R27817</b>	3498	3690	3852	4038	4344	4626	4908	5154	5460	5748	6138	6690
		<b>R27817S</b>	4414	4606	4768	4954	5260	5542	5824	6070	6376	6664	7054	7606
			<b>OVERALL DIMENSIONS</b>				<b>SEAT DIMENSIONS</b>			<b>BACK DIMENSIONS</b>				
			<b>W</b>	<b>D</b>	<b>H</b>	<b>W</b>	<b>D</b>	<b>H</b>	<b>W</b>	<b>H</b>				
			IN 51.5	31	47	42	19	18	51	29				
			MM 1308	787	1194	1067	483	457	1295	737				
			<b>RTA 00</b>	1 per carton										
 <p><b>IS Curve Two Seater - Extended Back w/Uph Arms (Left/Right)</b> COM: 7 YD   6.4 M Unit weight: 94 LB   42.7 KG Carton weight: 122 LB   55.34 KG Carton volume: 62.25 FT<sup>3</sup>   1.76 MT<sup>3</sup></p>	<p>For power/USB unit, please see electrical placement chart.</p> <p>Includes ganging hardware (1 side only).</p> <p>Add \$142, \$61 for <b>(S2)</b>, <b>(SE)</b> Add \$1067 for 72 lbs. <b>(CW)</b>, <b>(C6)</b> Add \$108 for <b>(SU)</b> or \$446 for <b>(BS)</b> Add \$35 for <b>(TP)</b> Add \$161 for <b>(MB)</b></p>	<b>R27817L</b>	3795	4019	4208	4425	4782	5111	5440	5727	6084	6420	6875	7519
		<b>R27817SR</b>	4711	4935	5124	5341	5698	6027	6356	6643	7000	7336	7791	8435
			<b>OVERALL DIMENSIONS</b>				<b>SEAT DIMENSIONS</b>			<b>BACK DIMENSIONS</b>				
			<b>W</b>	<b>D</b>	<b>H</b>	<b>W</b>	<b>D</b>	<b>H</b>	<b>W</b>	<b>H</b>				
			IN 54	31	47	42	19	18	51	29				
			MM 1372	787	1194	1067	483	457	1295	737				
			<b>RTA 00</b>	1 per carton										
 <p><b>OS Curve Two Seater - Standard Back</b> COM: 4.25 YD   3.89 M Unit weight: 67 LB   30.5 KG Carton weight: 93 LB   42.18 KG Carton volume: 42.75 FT<sup>3</sup>   1.21 MT<sup>3</sup></p>	<p>For power/USB unit, please see electrical placement chart.</p> <p>Includes ganging hardware (2 sides).</p> <p>Add \$75, \$68 for <b>(S2)</b>, <b>(SE)</b> Add \$1067 for 72 lbs. <b>(CW)</b>, <b>(C6)</b> Add \$108 for <b>(SU)</b> or \$536 for <b>(BS)</b> Add \$35 for <b>(TP)</b> Add \$161 for <b>(MB)</b></p>	<b>R27818</b>	2699	2835	2950	3082	3298	3498	3698	3872	4089	4293	4569	4960
		<b>R27818S</b>	3198	3334	3449	3581	3797	3997	4197	4371	4588	4792	5068	5459
			<b>OVERALL DIMENSIONS</b>				<b>SEAT DIMENSIONS</b>			<b>BACK DIMENSIONS</b>				
			<b>W</b>	<b>D</b>	<b>H</b>	<b>W</b>	<b>D</b>	<b>H</b>	<b>W</b>	<b>H</b>				
			IN 50	30	32	50	19	18	36	14				
			MM 1270	762	813	1270	483	457	914	356				
			<b>RTA 00</b>	1 per carton										
 <p><b>OS Curve Two Seater - Standard Back w/Uph Arms (Left/Right)</b> COM: 5.25 YD   4.8 M Unit weight: 77 LB   35 KG Carton weight: 102 LB   46.27 KG Carton volume: 43.5 FT<sup>3</sup>   1.23 MT<sup>3</sup></p>	<p>For power/USB unit, please see electrical placement chart.</p> <p>Includes ganging hardware (1 side only).</p> <p>Add \$96, \$68 for <b>(S2)</b>, <b>(SE)</b> Add \$1067 for 72 lbs. <b>(CW)</b>, <b>(C6)</b> Add \$108 for <b>(SU)</b> or \$536 for <b>(BS)</b> Add \$35 for <b>(TP)</b> Add \$161 for <b>(MB)</b></p>	<b>R27818L</b>	2996	3164	3306	3469	3736	3983	4230	4445	4713	4965	5306	5789
		<b>R27818SR</b>	3495	3663	3805	3968	4235	4482	4729	4944	5212	5464	5805	6288
			<b>OVERALL DIMENSIONS</b>				<b>SEAT DIMENSIONS</b>			<b>BACK DIMENSIONS</b>				
			<b>W</b>	<b>D</b>	<b>H</b>	<b>W</b>	<b>D</b>	<b>H</b>	<b>W</b>	<b>H</b>				
			IN 53.5	30	32	50	19	18	36	14				
			MM 1359	762	813	1270	483	457	914	356				
			<b>RTA 00</b>	1 per carton										
 <p><b>OS Curve Two Seater - High Back</b> COM: 5.25 YD   4.8 M Unit weight: 73 LB   33.2 KG Carton weight: 101 LB   45.81 KG Carton volume: 53.75 FT<sup>3</sup>   1.52 MT<sup>3</sup></p>	<p>For power/USB unit, please see electrical placement chart.</p> <p>Includes ganging hardware (2 sides).</p> <p>Add \$99, \$68 for <b>(S2)</b>, <b>(SE)</b> Add \$1067 for 72 lbs. <b>(CW)</b>, <b>(C6)</b> Add \$108 for <b>(SU)</b> or \$536 for <b>(BS)</b> Add \$35 for <b>(TP)</b> Add \$161 for <b>(MB)</b></p>	<b>R27819</b>	3242	3410	3552	3715	3982	4229	4476	4691	4959	5211	5552	6035
		<b>R27819S</b>	3741	3909	4051	4214	4481	4728	4975	5190	5458	5710	6051	6534
			<b>OVERALL DIMENSIONS</b>				<b>SEAT DIMENSIONS</b>			<b>BACK DIMENSIONS</b>				
			<b>W</b>	<b>D</b>	<b>H</b>	<b>W</b>	<b>D</b>	<b>H</b>	<b>W</b>	<b>H</b>				
			IN 50	30.5	41.5	50	19	18	32	23.5				
			MM 1270	775	1054	1270	483	457	813	597				
			<b>RTA 00</b>	1 per carton										

DESCRIPTION FEATURES MODEL# STANDARD TEXTILE GRADES



R27819L



R27819SR

**OS Curve Two Seater - High Back w/Uph Arms (Left/Right)**  
 COM: 6.25 YD | 5.72 M  
 Unit weight: 83 LB | 37.7 KG  
 Carton weight: 110 LB | 49.9 KG  
 Carton volume: 55.5 FT<sup>3</sup> | 1.57 MT<sup>3</sup>

For power/USB unit, please see electrical placement chart.

Includes ganging hardware (1 side only).

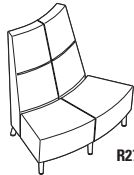
Add \$118, \$68 for (S2), (SE)  
 Add \$1067 for 72 lbs. (CW), (C6)  
 Add \$108 for (SU) or \$536 for (BS)  
 Add \$35 for (TP)  
 Add \$161 for (MB)

	1	2	3	4	5	6	7	8	9	10	11	12
<b>R27819L</b>	3539	3739	3908	4102	4420	4714	5008	5264	5583	5883	6289	6864
<b>R27819R</b>												
<b>R27819SL</b>	4038	4238	4407	4601	4919	5213	5507	5763	6082	6382	6788	7363
<b>R27819SR</b>												

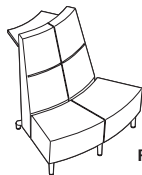
shelf model IN W53.5 D41 H41.5 | MM W1359 D1041 H1054

OVERALL DIMENSIONS			SEAT DIMENSIONS			BACK DIMENSIONS	
W	D	H	W	D	H	W	H
IN 53.5	30.5	41.5	50	19	18	32	23.5
MM 1359	775	1054	1270	483	457	813	597

RTA 00 1 per carton



R27820



R27820S

**OS Curve Two Seater - Extended Back**  
 COM: 6.25 YD | 5.72 M  
 Unit weight: 75 LB | 34.1 KG  
 Carton weight: 109 LB | 49.44 KG  
 Carton volume: 61 FT<sup>3</sup> | 1.72 MT<sup>3</sup>

For power/USB unit, please see electrical placement chart.

Includes ganging hardware (2 sides).

Add \$104, \$68 for (S2), (SE)  
 Add \$1067 for 72 lbs. (CW), (C6)  
 Add \$108 for (SU) or \$536 for (BS)  
 Add \$35 for (TP)  
 Add \$161 for (MB)

	1	2	3	4	5	6	7	8	9	10	11	12
<b>R27820</b>	3553	3753	3922	4116	4434	4728	5022	5278	5597	5897	6303	6878
<b>R27820S</b>	4052	4252	4421	4615	4933	5227	5521	5777	6096	6396	6802	7377

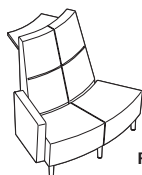
shelf model IN W50 D41.5 H47 | MM W1270 D1054 H1194

OVERALL DIMENSIONS			SEAT DIMENSIONS			BACK DIMENSIONS	
W	D	H	W	D	H	W	H
IN 50	31	47	50	19	18	28	29
MM 1270	787	1194	1270	483	457	711	737

RTA 00 1 per carton



R27820L



R27820SR

**OS Curve Two Seater - Extended Back w/Uph Arms (Left/Right)**  
 COM: 7.25 YD | 6.63 M  
 Unit weight: 85 LB | 38.6 KG  
 Carton weight: 113 LB | 51.26 KG  
 Carton volume: 62.25 FT<sup>3</sup> | 1.76 MT<sup>3</sup>

For power/USB unit, please see electrical placement chart.

Includes ganging hardware (1 side only).

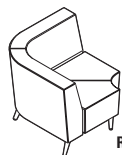
Add \$126, \$68 for (S2), (SE)  
 Add \$1067 for 72 lbs. (CW), (C6)  
 Add \$108 for (SU) or \$536 for (BS)  
 Add \$35 for (TP)  
 Add \$161 for (MB)

	1	2	3	4	5	6	7	8	9	10	11	12
<b>R27820L</b>	3850	4082	4278	4503	4872	5213	5554	5851	6221	6569	7040	7707
<b>R27820R</b>												
<b>R27820SL</b>	4349	4581	4777	5002	5371	5712	6053	6350	6720	7068	7539	8206
<b>R27820SR</b>												

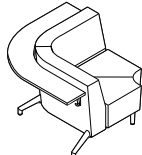
shelf model IN W53.5 D41.5 H47 | MM W1359 D1054 H1194

OVERALL DIMENSIONS			SEAT DIMENSIONS			BACK DIMENSIONS	
W	D	H	W	D	H	W	H
IN 53.5	31	47	50	19	18	28	29
MM 1359	787	1194	1270	483	457	711	737

RTA 00 1 per carton



R27821



R27821S

**90° Corner - Standard Back**  
 COM: 6 YD | 5.49 M  
 Unit weight: 79 LB | 35.9 KG  
 Carton weight: 105 LB | 47.63 KG  
 Carton volume: 35.5 FT<sup>3</sup> | 1 MT<sup>3</sup>

No power/USB unit.

Includes ganging hardware (2 sides).

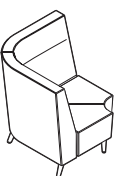
Add \$95, \$47 for (S2), (SE)  
 Add \$533 for 36 lbs. (CW), (C6)  
 Add \$108 for (SU) or \$536 for (BS)  
 Add \$35 for (TP)  
 Add \$161 for (MB)

	1	2	3	4	5	6	7	8	9	10	11	12
<b>R27821</b>	3676	3868	4030	4216	4522	4804	5086	5332	5638	5926	6316	6868
<b>R27821S</b>	4674	4866	5028	5214	5520	5802	6084	6330	6636	6924	7314	7866

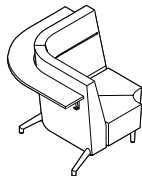
shelf model IN W48.5 D48.5 H32 | MM W1232 D1232 H813

OVERALL DIMENSIONS			SEAT DIMENSIONS			BACK DIMENSIONS	
W	D	H	W	D	H	W	H
IN 37.5	37.5	32	24	19	18	24	14
MM 953	953	813	610	483	457	610	356

RTA 00 1 per carton



R27822



R27822S

**90° Corner - High Back**  
 COM: 7.75 YD | 7.09 M  
 Unit weight: 95 LB | 43.2 KG  
 Carton weight: 119 LB | 53.98 KG  
 Carton volume: 44.5 FT<sup>3</sup> | 1.26 MT<sup>3</sup>

No power/USB unit.

Includes ganging hardware (2 sides).

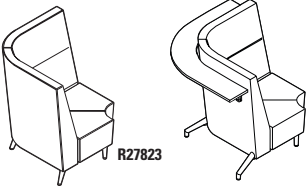
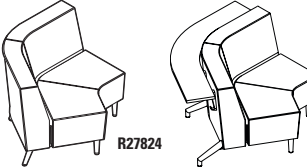
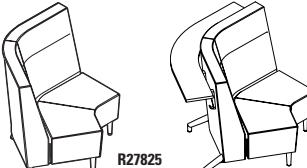
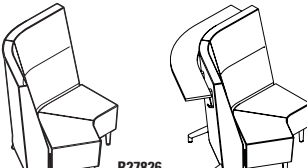

Add \$127, \$47 for (S2), (SE)  
 Add \$533 for 36 lbs. (CW), (C6)  
 Add \$108 for (SU) or \$536 for (BS)  
 Add \$35 for (TP)  
 Add \$161 for (MB)


	1	2	3	4	5	6	7	8	9	10	11	12
<b>R27822</b>	4666	4914	5123	5364	5759	6123	6487	6805	7200	7572	8076	8789
<b>R27822S</b>	5664	5912	6121	6362	6757	7121	7485	7803	8198	8570	9074	9787

shelf model IN W49 D49 H41.5 | MM W1245 D1245 H1054

OVERALL DIMENSIONS			SEAT DIMENSIONS			BACK DIMENSIONS	
W	D	H	W	D	H	W	H
IN 38.5	38.5	41.5	24	19	18	24	23.5
MM 978	978	1054	610	483	457	610	597

RTA 00 1 per carton

DESCRIPTION	FEATURES	MODEL#	STANDARD TEXTILE GRADES											
			1	2	3	4	5	6	7	8	9	10	11	12
 <p><b>90° Corner - Extended Back</b> COM: 8.25 YD   7.54 M Unit weight: 100 LB   45.5 KG Carton weight: 128 LB   58.06 KG Carton volume: 50.5 FT³   1.43 MT³</p>	<p>No power/USB unit.</p> <p>Includes ganging hardware (2 sides).</p> <p>Add \$131, \$47 for <b>(S2), (SE)</b> Add \$533 for 36 lbs. <b>(CW), (C6)</b> Add \$108 for <b>(SU)</b> or \$536 for <b>(BS)</b> Add \$35 for <b>(TP)</b> Add \$161 for <b>(MB)</b></p>	<b>R27823</b>	5181	5445	5668	5924	6344	6732	7120	7458	7879	8275	8811	9570
		<b>R27823S</b>	6179	6443	6666	6922	7342	7730	8118	8456	8877	9273	9809	10568
			<b>OVERALL DIMENSIONS</b>			<b>SEAT DIMENSIONS</b>			<b>BACK DIMENSIONS</b>					
			<b>W</b>	<b>D</b>	<b>H</b>	<b>W</b>	<b>D</b>	<b>H</b>	<b>W</b>	<b>H</b>				
			IN 39	39	47	24	19	18	24	29				
			MM 991	991	1194	610	483	457	610	737				
			<b>RTA 00</b>	1 per carton										
 <p><b>120° Corner - Standard Back</b> COM: 6 YD   5.49 M Unit weight: 80 LB   36.4 KG Carton weight: 109 LB   49.44 KG Carton volume: 48.25 FT³   1.36 MT³</p>	<p>No power/USB unit.</p> <p>Includes ganging hardware (2 sides).</p> <p>Add \$91, \$63 for <b>(S2), (SE)</b> Add \$533 for 36 lbs. <b>(CW), (C6)</b> Add \$117 for <b>(SU)</b> or \$596 for <b>(BS)</b> Add \$35 for <b>(TP)</b> Add \$161 for <b>(MB)</b></p>	<b>R27824</b>	3676	3868	4030	4216	4522	4804	5086	5332	5638	5926	6316	6868
		<b>R27824S</b>	4612	4804	4966	5152	5458	5740	6022	6268	6574	6862	7252	7804
			<b>OVERALL DIMENSIONS</b>			<b>SEAT DIMENSIONS</b>			<b>BACK DIMENSIONS</b>					
			<b>W</b>	<b>D</b>	<b>H</b>	<b>W</b>	<b>D</b>	<b>H</b>	<b>W</b>	<b>H</b>				
			IN 52.5	30	32	52	19	18	52	14				
			MM 1334	762	813	1321	483	457	1321	356				
			<b>RTA 00</b>	1 per carton										
 <p><b>120° Corner - High Back</b> COM: 7.75 YD   7.09 M Unit weight: 89 LB   40.5 KG Carton weight: 118 LB   53.52 KG Carton volume: 60.5 FT³   1.71 MT³</p>	<p>No power/USB unit.</p> <p>Includes ganging hardware (2 sides).</p> <p>Add \$120, \$63 for <b>(S2), (SE)</b> Add \$533 for 36 lbs. <b>(CW), (C6)</b> Add \$117 for <b>(SU)</b> or \$596 for <b>(BS)</b> Add \$35 for <b>(TP)</b> Add \$161 for <b>(MB)</b></p>	<b>R27825</b>	4666	4914	5123	5364	5759	6123	6487	6805	7200	7572	8076	8789
		<b>R27825S</b>	5602	5850	6059	6300	6695	7059	7423	7741	8136	8508	9012	9725
			<b>OVERALL DIMENSIONS</b>			<b>SEAT DIMENSIONS</b>			<b>BACK DIMENSIONS</b>					
			<b>W</b>	<b>D</b>	<b>H</b>	<b>W</b>	<b>D</b>	<b>H</b>	<b>W</b>	<b>H</b>				
			IN 53.5	30.5	41.5	41	21	18	51	23.5				
			MM 1359	775	1054	1041	533	457	1295	597				
			<b>RTA 00</b>	1 per carton										
 <p><b>120° Corner - Extended Back</b> COM: 8.25 YD   7.54 M Unit weight: 91 LB   41.4 KG Carton weight: 123 LB   55.79 KG Carton volume: 68.75 FT³   1.94 MT³</p>	<p>No power/USB unit.</p> <p>Includes ganging hardware (2 sides).</p> <p>Add \$129, \$63 for <b>(S2), (SE)</b> Add \$533 for 36 lbs. <b>(CW), (C6)</b> Add \$117 for <b>(SU)</b> or \$596 for <b>(BS)</b> Add \$35 for <b>(TP)</b> Add \$161 for <b>(MB)</b></p>	<b>R27826</b>	5181	5445	5668	5924	6344	6732	7120	7458	7879	8275	8811	9570
		<b>R27826S</b>	6116	6380	6603	6859	7279	7667	8055	8393	8814	9210	9746	10505
			<b>OVERALL DIMENSIONS</b>			<b>SEAT DIMENSIONS</b>			<b>BACK DIMENSIONS</b>					
			<b>W</b>	<b>D</b>	<b>H</b>	<b>W</b>	<b>D</b>	<b>H</b>	<b>W</b>	<b>H</b>				
			IN 54	31.5	47	41	21	18	51	29				
			MM 1372	800	1194	1041	533	457	1295	737				
			<b>RTA 00</b>	1 per carton										
 <p><b>Loop Arm</b> COM: N/A Unit weight: 5 LB   2.3 KG Carton weight: 7 LB   3.18 KG Carton volume: 0.6 FT³   0.01 MT³</p>	<p>Arms sold separately (1 pc).</p>	List price												
		<b>R2770</b>	238											
			<b>OVERALL DIMENSIONS</b>			<b>SEAT DIMENSIONS</b>			<b>BACK DIMENSIONS</b>					
			<b>W</b>	<b>D</b>	<b>H</b>	<b>W</b>	<b>D</b>	<b>H</b>	<b>W</b>	<b>H</b>				
			IN 2.5	14	19.5	-	-	-	-	-				
			MM 64	356	495	-	-	-	-	-				
			<b>RTA 1</b>	1 per carton										

DESCRIPTION	FEATURES	MODEL#	STANDARD TEXTILE GRADES																																						
 <p><b>Loop Arm w/Armcap</b>                      COM: N/A                      Unit weight: 5 LB   2.3 KG                      Carton weight: 7 LB   3.18 KG                      Carton volume: 0.6 FT<sup>3</sup>   0.01 MT<sup>3</sup></p>	<p>Arms sold separately (1 pc).                      Armcap finish:                      (BK) Night, (FO) Fog, (LB) Latte</p>	List price																																							
		<b>R2771</b>	274																																						
		<table border="1"> <thead> <tr> <th colspan="3">OVERALL DIMENSIONS</th> <th colspan="3">SEAT DIMENSIONS</th> <th colspan="2">BACK DIMENSIONS</th> </tr> <tr> <th>W</th> <th>D</th> <th>H</th> <th>W</th> <th>D</th> <th>H</th> <th>W</th> <th>H</th> </tr> </thead> <tbody> <tr> <td>IN 2.5</td> <td>14</td> <td>19.5</td> <td>-</td> <td>-</td> <td>-</td> <td>-</td> <td>-</td> </tr> <tr> <td>MM 64</td> <td>356</td> <td>495</td> <td>-</td> <td>-</td> <td>-</td> <td>-</td> <td>-</td> </tr> </tbody> </table>			OVERALL DIMENSIONS			SEAT DIMENSIONS			BACK DIMENSIONS		W	D	H	W	D	H	W	H	IN 2.5	14	19.5	-	-	-	-	-	MM 64	356	495	-	-	-	-	-					
OVERALL DIMENSIONS			SEAT DIMENSIONS			BACK DIMENSIONS																																			
W	D	H	W	D	H	W	H																																		
IN 2.5	14	19.5	-	-	-	-	-																																		
MM 64	356	495	-	-	-	-	-																																		
<p><b>RTA 1</b> 1 per carton</p>																																									



RIVER+ BENCHES



model R27832

model R27842



model R27845

model R27840

River+ Seating & Tables



For River+ seating, please see page 293.  
For River+ tables, please see page 312.

EXAMPLE RIVER+ BENCH ORDER CODE:

R27832	-NS	-CE90	-CHM	-S6	-AS	-NC
Model number	Sealed Seams	Textile	Leg finish	Leg selection	Leg angle	Additional weight
-SB	-W	-F1				
Bottom selection	Power finish	Power/USB position				

Additional Options specify at end of order code.	SPECIFY CODE
<b>Tamperproof fasteners</b> Upcharges vary, see model.	<b>TP</b>
<b>Moisture barrier</b> Upcharges vary, see model.	<b>MB</b>

\*linking hardware is lowered to clear the staple strip.  
Units will only gang with other units with sealed bottom.  
\*\*cannot be combined with linking hardware or power units

STANDARD FEATURES

- A modular series that is composed of straight, and curved sections, as well as freestanding units.
- Linking units can be used together in any combination to create a wide variety of layouts. Ganging hardware is standard and is factory installed. Ganging hardware swivels out of the way when not in use.
- The unique tapered legs are made of welded steel, with each leg bolted directly to the unit frame. Standard leg height of 6.5". The leg height makes it easier to clean under the product.
- Legs are straight (vertical) as standard. Linking models are optionally available with angled back legs to match River+ seating units.
- Legs are standard in Chrome with Black nylon non-marking height adjustable glides.
- River+ is rated for an active weight up to 600 lbs. per seat and 24/7 use.
- For heavy duty application, Global's Limited Lifetime Warranty is applicable only on fabrics that are rated for 100,000 double rubs.
- Upholstery options: fabric, vinyl or leather. Vinyl and leather models may feature stitch detail across the seat and/or back cushions, if applicable.
- All units are shipped fully assembled.

OPTIONAL FEATURES

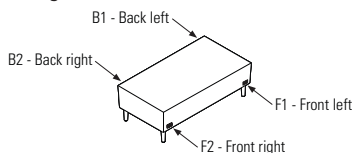
- To add sealed seams to your product, please specify **(SS)** - see each model for upcharge.
- Legs are available in 3" and 8" heights. All heights are available with fixed-to-floor option. Please specify. Upcharges vary. *Fastening hardware not included.*
- Products can be weighted to reduce the ease of movement. For additional weight options, please specify **(CW)** - see each model for available additional weight and upcharge.
- The underside of the seat can be finished with PVC (vinyl) and sealed to prevent penetration of liquids. Please specify **(SU)** - see each model for upcharge.
- Steel bottom provides tamperproof protection (includes tamperproof screws). Please specify **(BS)** - see each model for upcharge.
- Most benches (except corner and freestanding units) can be specified with power/USB units, which include one power outlet, one double USB terminal and a Black 120" three-prong power cord.
- Each power/USB unit is set in predetermined locations, as shown in the electrical illustrations below. Electrical units must be factory installed. Add \$717 per unit.
- Power/USB units are available with either Jet Black **(J)** face plate with Black power/USB receptacles or with a White **(W)** face plate with White power/USB receptacles.

Please add option codes in the following order:

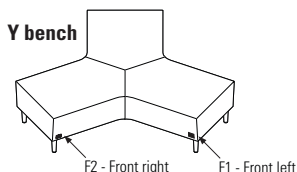
- **Model number**  
R27831 to R27833 Straight benches  
R27834 to R27835 Curved benches  
R27836 to R27839 Corner benches  
R27840 to R27841 Boomerang benches  
R27842 Y bench  
R27843 to R27846 Round non-linking benches  
R27847 to R27850 Square non-linking benches
- **Seat sealed seams**  
**(NS)** Standard seams.  
**(SS)** Sealed seams. Upcharges vary, see model.
- **Textile**  
Specify textile code.
- **Leg finish**  
For leg finish options, please see page 378. No upcharges.
- **Leg selection**  
**(S6)** Standard seat height (17.5"), 6.5" leg w/ adjustable glides. No upcharge.  
**(S3)** Low seat (14"), 3" leg w/adjustable glides. No upcharge.  
**(S8)** High seat (19"), 8" leg w/adjustable glides. No upcharge.  
**(F6)** Standard seat height (17.5"), 6.5" leg, fixed to floor. Upcharges vary.  
**(F3)** Low seat (14"), 3" leg, fixed to floor. Upcharges vary.  
**(F8)** High seat (19"), 8" leg, fixed to floor. Upcharges vary.
- **Leg angle**  
**(AS)** Straight legs. No upcharge.  
**(SA)** Straight front legs, angled back legs (available only for 6.5" and 8" high legs on straight, curved, corner and boomerang units). No upcharge.
- **Additional weight**  
**(NC)** No additional weight.  
**(CW)** Additional weight. Upcharges vary, see model.
- **Bottom selection**  
**(SB)** Standard bottom.  
**(SU)** Vinyl sealed bottom w/staple strip. Upcharges vary, see model.\*  
**(BS)** Steel bottom. Upcharges vary, see model.\*\*
- **Power unit finish**  
**(NP)** No power  
**(J)** Jet Black  
**(W)** White
- **Power/USB unit position** (straight, curved, boomerang and Y benches only, as shown below). Add \$717 per unit.  
**(F1)** Front left  
**(F2)** Front right  
**(B1)** Back left  
**(B2)** Back right

ELECTRICAL PLACEMENT

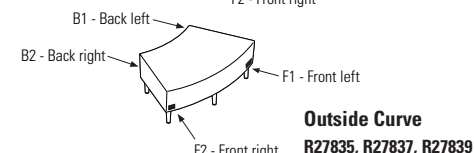
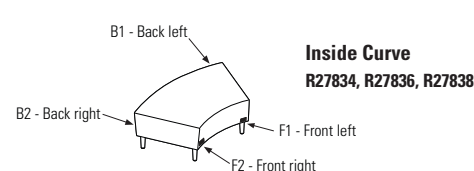
Straight benches



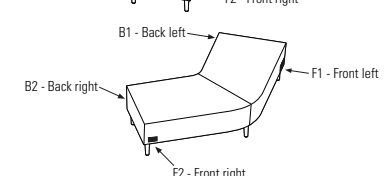
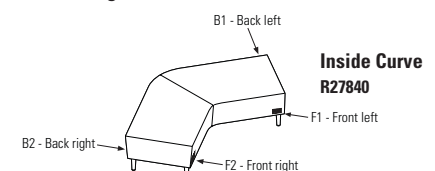
Y bench



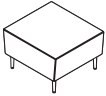
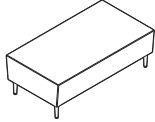
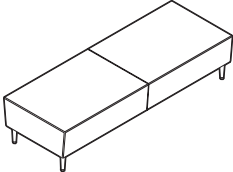
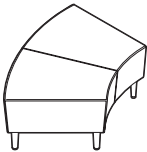

Curved benches

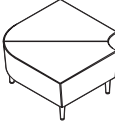
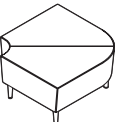


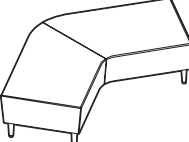



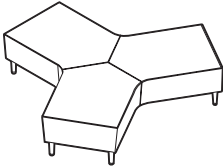

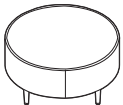
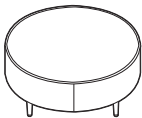
Boomerang benches

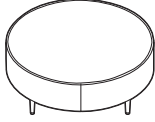
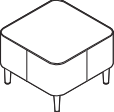
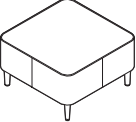
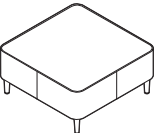
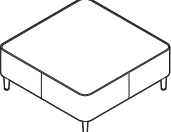





DESCRIPTION	FEATURES	MODEL#	STANDARD TEXTILE GRADES											
			1	2	3	4	5	6	7	8	9	10	11	12
 <p><b>Single Seater Bench</b> COM: 1.75 YD   1.6 M Unit weight: 40 LB   18.2 KG Carton weight: 48 LB   21.77 KG Carton volume: 10.5 FT<sup>3</sup>   0.29 MT<sup>3</sup></p>	<p>For power/USB unit, please see electrical placement chart.</p> <p>Includes ganging hardware (2 sides).</p> <p>Add \$47 for (SS) Add \$90 for (F_) Add \$533 for 36 lbs. (CW) Add \$47 for (SU) or \$247 for (BS) Add \$28 for (TP) Add \$81 for (MB)</p>	<p><b>R27831</b></p>	1157	1213	1260	1315	1404	1486	1568	1640	1729	1813	1927	2088
			<b>OVERALL DIMENSIONS</b>			<b>SEAT DIMENSIONS</b>			<b>BACK DIMENSIONS</b>					
			<b>W</b>	<b>D</b>	<b>H</b>	<b>W</b>	<b>D</b>	<b>H</b>	<b>W</b>	<b>H</b>				
			IN 26 MM 660	28.5 724	17.5 445	-	-	-	-	-				
			<b>RTA 00</b>	1 per carton										
 <p><b>Two Seater Bench</b> COM: 2.75 YD   2.51 M Unit weight: 55 LB   25 KG Carton weight: 65 LB   29.48 KG Carton volume: 20.5 FT<sup>3</sup>   0.58 MT<sup>3</sup></p>	<p>For power/USB unit, please see electrical placement chart.</p> <p>Includes ganging hardware (2 sides).</p> <p>Add \$59 for (SS) Add \$90 for (F_) Add \$1067 for 72 lbs. (CW) Add \$72 for (SU) or \$407 for (BS) Add \$28 for (TP) Add \$161 for (MB)</p>	<p><b>R27832</b></p>	1796	1884	1958	2044	2184	2313	2442	2555	2695	2827	3006	3259
			<b>OVERALL DIMENSIONS</b>			<b>SEAT DIMENSIONS</b>			<b>BACK DIMENSIONS</b>					
			<b>W</b>	<b>D</b>	<b>H</b>	<b>W</b>	<b>D</b>	<b>H</b>	<b>W</b>	<b>H</b>				
			IN 52 MM 1321	28.5 724	17.5 445	-	-	-	-	-				
			<b>RTA 00</b>	1 per carton										
 <p><b>Three Seater Bench</b> COM: 4.5 YD   4.11 M Unit weight: 88 LB   40 KG Carton weight: 103 LB   46.72 KG Carton volume: 30.25 FT<sup>3</sup>   0.85 MT<sup>3</sup></p>	<p>For power/USB unit, please see electrical placement chart.</p> <p>Includes ganging hardware (2 sides).</p> <p>Add \$88 for (SS) Add \$90 for (F_) Add \$1067 for 72 lbs. (CW) Add \$101 for (SU) or \$521 for (BS) Add \$28 for (TP) Add \$243 for (MB)</p>	<p><b>R27833</b></p>	2489	2633	2755	2894	3124	3335	3547	3731	3961	4177	4469	4883
			<b>OVERALL DIMENSIONS</b>			<b>SEAT DIMENSIONS</b>			<b>BACK DIMENSIONS</b>					
			<b>W</b>	<b>D</b>	<b>H</b>	<b>W</b>	<b>D</b>	<b>H</b>	<b>W</b>	<b>H</b>				
			IN 78 MM 1981	28.5 724	17.5 445	-	-	-	-	-				
			<b>RTA 00</b>	1 per carton										
 <p><b>Inside Curve Two Seater Bench</b> COM: 3 YD   2.74 M Unit weight: 49 LB   22.3 KG Carton weight: 60 LB   27.22 KG Carton volume: 22.75 FT<sup>3</sup>   0.64 MT<sup>3</sup></p>	<p>For power/USB unit, please see electrical placement chart.</p> <p>Includes ganging hardware (2 sides).</p> <p>Add \$55 for (SS) Add \$113 for (F_) Add \$1067 for 72 lbs. (CW) Add \$72 for (SU) or \$327 for (BS) Add \$35 for (TP) Add \$161 for (MB)</p>	<p><b>R27834</b></p>	2609	2705	2786	2879	3032	3173	3314	3437	3590	3734	3929	4205
			<b>OVERALL DIMENSIONS</b>			<b>SEAT DIMENSIONS</b>			<b>BACK DIMENSIONS</b>					
			<b>W</b>	<b>D</b>	<b>H</b>	<b>W</b>	<b>D</b>	<b>H</b>	<b>W</b>	<b>H</b>				
			IN 50 MM 1270	30.5 775	17.5 445	-	-	-	-	-				
			<b>RTA 00</b>	1 per carton										
 <p><b>Outside Curve Two Seater Bench</b> COM: 3 YD   2.74 M Unit weight: 49 LB   22.3 KG Carton weight: 60 LB   27.22 KG Carton volume: 22.75 FT<sup>3</sup>   0.64 MT<sup>3</sup></p>	<p>For power/USB unit, please see electrical placement chart.</p> <p>Includes ganging hardware (2 sides).</p> <p>Add \$55 for (SS) Add \$113 for (F_) Add \$1067 for 72 lbs. (CW) Add \$72 for (SU) or \$327 for (BS) Add \$35 for (TP) Add \$161 for (MB)</p>	<p><b>R27835</b></p>	2609	2705	2786	2879	3032	3173	3314	3437	3590	3734	3929	4205
			<b>OVERALL DIMENSIONS</b>			<b>SEAT DIMENSIONS</b>			<b>BACK DIMENSIONS</b>					
			<b>W</b>	<b>D</b>	<b>H</b>	<b>W</b>	<b>D</b>	<b>H</b>	<b>W</b>	<b>H</b>				
			IN 50 MM 1270	30.5 775	17.5 445	-	-	-	-	-				
			<b>RTA 00</b>	1 per carton										

DESCRIPTION	FEATURES	MODEL#	STANDARD TEXTILE GRADES													
			1	2	3	4	5	6	7	8	9	10	11	12		
 <p><b>90° Inside Curve Corner Bench</b>                      COM: 3.25 YD   2.97 M                      Unit weight: 49 LB   22.3 KG                      Carton weight: 60 LB   27.22 KG                      Carton volume: 17.25 FT<sup>3</sup>   0.48 MT<sup>3</sup></p>	For power/USB unit, please see electrical placement chart.  Includes ganging hardware (2 sides).  Add \$55 for (SS) Add \$113 for (F_) Add \$533 for 36 lbs. (CW) Add \$83 for (SU) or \$382 for (BS) Add \$35 for (TP) Add \$161 for (MB)	<b>R27836</b>	2609	2713	2801	2902	3067	3220	3373	3506	3672	3828	4039	4338		
		<b>OVERALL DIMENSIONS</b>			<b>SEAT DIMENSIONS</b>			<b>BACK DIMENSIONS</b>								
		W D H			W D H			W H								
		IN 36.5 36.5 17.5			-			-								
		MM 927 927 445			-			-								
			<b>RTA 00</b>			1 per carton										
 <p><b>90° Outside Curve Corner Bench</b>                      COM: 3.25 YD   2.97 M                      Unit weight: 49 LB   22.3 KG                      Carton weight: 60 LB   27.22 KG                      Carton volume: 17.25 FT<sup>3</sup>   0.48 MT<sup>3</sup></p>	For power/USB unit, please see electrical placement chart.  Includes ganging hardware (2 sides).  Add \$55 for (SS) Add \$113 for (F_) Add \$533 for 36 lbs. (CW) Add \$83 for (SU) or \$382 for (BS) Add \$35 for (TP) Add \$161 for (MB)	<b>R27837</b>	2609	2713	2801	2902	3067	3220	3373	3506	3672	3828	4039	4338		
		<b>OVERALL DIMENSIONS</b>			<b>SEAT DIMENSIONS</b>			<b>BACK DIMENSIONS</b>								
		W D H			W D H			W H								
		IN 36.5 36.5 17.5			-			-								
		MM 927 927 445			-			-								
			<b>RTA 00</b>			1 per carton										
 <p><b>120° Inside Curve Corner Bench</b>                      COM: 3.5 YD   3.2 M                      Unit weight: 46 LB   20.9 KG                      Carton weight: 57 LB   25.85 KG                      Carton volume: 26.75 FT<sup>3</sup>   0.75 MT<sup>3</sup></p>	For power/USB unit, please see electrical placement chart.  Includes ganging hardware (2 sides).  Add \$57 for (SS) Add \$113 for (F_) Add \$533 for 36 lbs. (CW) Add \$83 for (SU) or \$421 for (BS) Add \$35 for (TP) Add \$161 for (MB)	<b>R27838</b>	2609	2721	2816	2924	3103	3267	3432	3575	3754	3922	4149	4471		
		<b>OVERALL DIMENSIONS</b>			<b>SEAT DIMENSIONS</b>			<b>BACK DIMENSIONS</b>								
		W D H			W D H			W H								
		IN 36.5 51.5 17.5			-			-								
		MM 927 1308 445			-			-								
			<b>RTA 00</b>			1 per carton										
 <p><b>120° Outside Curve Corner Bench</b>                      COM: 3.5 YD   3.2 M                      Unit weight: 46 LB   20.9 KG                      Carton weight: 57 LB   25.85 KG                      Carton volume: 26.75 FT<sup>3</sup>   0.75 MT<sup>3</sup></p>	For power/USB unit, please see electrical placement chart.  Includes ganging hardware (2 sides).  Add \$57 for (SS) Add \$113 for (F_) Add \$533 for 36 lbs. (CW) Add \$83 for (SU) or \$421 for (BS) Add \$35 for (TP) Add \$161 for (MB)	<b>R27839</b>	2609	2721	2816	2924	3103	3267	3432	3575	3754	3922	4149	4471		
		<b>OVERALL DIMENSIONS</b>			<b>SEAT DIMENSIONS</b>			<b>BACK DIMENSIONS</b>								
		W D H			W D H			W H								
		IN 36.5 51.5 17.5			-			-								
		MM 927 1308 445			-			-								
			<b>RTA 00</b>			1 per carton										
 <p><b>Inside Curve Boomerang Bench</b>                      COM: 5.25 YD   4.8 M                      Unit weight: 84 LB   38.2 KG                      Carton weight: 126 LB   57.15 KG                      Carton volume: 47.75 FT<sup>3</sup>   1.35 MT<sup>3</sup></p>	For power/USB unit, please see electrical placement chart.  Includes ganging hardware (2 sides).  Add \$84 for (SS) Add \$113 for (F_) Add \$1067 for 72 lbs. (CW) Add \$114 for (SU) or \$736 for (BS) Add \$35 for (TP) Add \$243 for (MB)	<b>R27840</b>	3233	3401	3543	3706	3973	4220	4467	4682	4950	5202	5543	6026		
		<b>OVERALL DIMENSIONS</b>			<b>SEAT DIMENSIONS</b>			<b>BACK DIMENSIONS</b>								
		W D H			W D H			W H								
		IN 82 45 17.5			-			-								
		MM 2083 1143 445			-			-								
			<b>RTA 00</b>			1 per carton										

DESCRIPTION	FEATURES	MODEL#	STANDARD TEXTILE GRADES											
			1	2	3	4	5	6	7	8	9	10	11	12
 <p><b>Outside Curve Boomerang Bench</b> COM: 5.25 YD   4.8 M Unit weight: 84 LB   38.2 KG Carton weight: 126 LB   57.15 KG Carton volume: 47.75 FT<sup>3</sup>   1.35 MT<sup>3</sup></p>	<p>For power/USB unit, please see electrical placement chart.</p> <p>Includes ganging hardware (2 sides).</p> <p>Add \$84 for (SS) Add \$113 for (F_) Add \$1067 for 72 lbs. (CW) Add \$114 for (SU) or \$736 for (BS) Add \$35 for (TP) Add \$243 for (MB)</p>	R27841	3233	3401	3543	3706	3973	4220	4467	4682	4950	5202	5543	6026
			OVERALL DIMENSIONS			SEAT DIMENSIONS			BACK DIMENSIONS					
			W	D	H	W	D	H	W	H				
			IN 82	45	17.5	-	-	-	-	-				
MM 2083	1143	445	-	-	-	-	-							
		RTA 00	1 per carton											
 <p><b>Y Bench</b> COM: 8 YD   7.32 M Unit weight: 122 LB   55.5 KG Carton weight: 203 LB   92.08 KG Carton volume: 101.25 FT<sup>3</sup>   2.86 MT<sup>3</sup></p>	<p>For power/USB unit, please see electrical placement chart.</p> <p>Includes ganging hardware (2 sides).</p> <p>Add \$141 for (SS) Add \$158 for (F_) Add \$800 for 54 lbs. (CW) Add \$179 for (SU) or \$917 for (BS) Add \$51 for (TP) Add \$324 for (MB)</p>	R27842	5623	5879	6095	6343	6751	7127	7503	7831	8239	8623	9143	9879
			OVERALL DIMENSIONS			SEAT DIMENSIONS			BACK DIMENSIONS					
			W	D	H	W	D	H	W	H				
			IN 82	70	17.5	-	-	-	-	-				
MM 2083	1778	445	-	-	-	-	-							
		RTA 00	1 per carton											
 <p><b>18" Dia. Round Bench</b> COM: 1 YD   0.91 M Unit weight: 20 LB   9.1 KG Carton weight: 25 LB   11.34 KG Carton volume: 4.7 FT<sup>3</sup>   0.13 MT<sup>3</sup></p>	<p>No power/USB unit.</p> <p>Freestanding unit only.</p> <p>Add \$31 for (SS) Add \$90 for (F_) Not available (CW) Add \$35 for (SU), (BS) not available Add \$28 for (TP) Add \$81 for (MB)</p>	R27843	686	718	745	776	827	874	921	962	1013	1061	1126	1218
			OVERALL DIMENSIONS			SEAT DIMENSIONS			BACK DIMENSIONS					
			W	D	H	W	D	H	W	H				
			IN 18	18	17.5	-	-	-	-	-				
MM 457	457	445	-	-	-	-	-							
		RTA 00	1 per carton											
 <p><b>36" Dia. Round Bench</b> COM: 3.25 YD   2.97 M Unit weight: 41 LB   18.6 KG Carton weight: 50 LB   22.68 KG Carton volume: 18.25 FT<sup>3</sup>   0.51 MT<sup>3</sup></p>	<p>No power/USB unit.</p> <p>Freestanding unit only.</p> <p>Add \$51 for (SS) Add \$90 for (F_) Add \$533 for 36 lbs. (CW) Add \$72 for (SU) or \$422 for (BS) Add \$28 for (TP) Add \$81 for (MB)</p>	R27844	1546	1650	1738	1839	2004	2157	2310	2443	2609	2765	2976	3275
			OVERALL DIMENSIONS			SEAT DIMENSIONS			BACK DIMENSIONS					
			W	D	H	W	D	H	W	H				
			IN 36	36	17.5	-	-	-	-	-				
MM 914	914	445	-	-	-	-	-							
		RTA 00	1 per carton											
 <p><b>42" Dia. Round Bench</b> COM: 3.5 YD   3.2 M Unit weight: 45 LB   20.5 KG Carton weight: 55 LB   24.95 KG Carton volume: 23 FT<sup>3</sup>   0.65 MT<sup>3</sup></p>	<p>No power/USB unit.</p> <p>Freestanding unit only.</p> <p>Add \$55 for (SS) Add \$90 for (F_) Add \$1067 for 72 lbs. (CW) Add \$83 for (SU) or \$461 for (BS) Add \$28 for (TP) Add \$161 for (MB)</p>	R27845	1813	1925	2020	2128	2307	2471	2636	2779	2958	3126	3353	3675
			OVERALL DIMENSIONS			SEAT DIMENSIONS			BACK DIMENSIONS					
			W	D	H	W	D	H	W	H				
			IN 42	42	17.5	-	-	-	-	-				
MM 1067	1067	445	-	-	-	-	-							
		RTA 00	1 per carton											

DESCRIPTION	FEATURES	MODEL#	STANDARD TEXTILE GRADES											
			1	2	3	4	5	6	7	8	9	10	11	12
 <p><b>48" Dia. Round Bench</b> COM: 3.75 YD   3.43 M Unit weight: 55 LB   25 KG Carton weight: 65 LB   29.48 KG Carton volume: 30 FT<sup>3</sup>   0.84 MT<sup>3</sup></p>	<p>No power/USB unit.</p> <p>Freestanding unit only.</p> <p>Add \$59 for (SS) Add \$90 for (F_) Add \$1067 for 72 lbs. (CW) Add \$101 for (SU) or \$491 for (BS) Add \$28 for (TP) Add \$243 for (MB)</p>	<p><b>R27846</b></p>	2130	2250	2351	2468	2659	2835	3011	3165	3356	3536	3780	4125
			<p><b>OVERALL DIMENSIONS</b></p>			<p><b>SEAT DIMENSIONS</b></p>			<p><b>BACK DIMENSIONS</b></p>					
			W	D	H	W	D	H	W	H				
			IN 48	48	17.5	-	-	-	-	-				
			MM 1219	1219	445	-	-	-	-	-				
			<p><b>RTA 00</b></p>		1 per carton									
 <p><b>24" Square Bench</b> COM: 1.5 YD   1.37 M Unit weight: 25 LB   11.4 KG Carton weight: 30 LB   13.61 KG Carton volume: 8 FT<sup>3</sup>   0.22 MT<sup>3</sup></p>	<p>No power/USB unit.</p> <p>Freestanding unit only.</p> <p>Add \$43 for (SS) Add \$90 for (F_) Add \$533 for 36 lbs. (CW) Add \$38 for (SU) or \$189 for (BS) Add \$28 for (TP) Add \$81 for (MB)</p>	<p><b>R27847</b></p>	968	1016	1057	1103	1180	1250	1321	1382	1459	1531	1628	1766
			<p><b>OVERALL DIMENSIONS</b></p>			<p><b>SEAT DIMENSIONS</b></p>			<p><b>BACK DIMENSIONS</b></p>					
			W	D	H	W	D	H	W	H				
			IN 24	24	17.5	-	-	-	-	-				
			MM 610	610	445	-	-	-	-	-				
			<p><b>RTA 00</b></p>		1 per carton									
 <p><b>30" Square Bench</b> COM: 2.75 YD   2.51 M Unit weight: 30 LB   13.6 KG Carton weight: 40 LB   18.14 KG Carton volume: 12.25 FT<sup>3</sup>   0.34 MT<sup>3</sup></p>	<p>No power/USB unit.</p> <p>Freestanding unit only.</p> <p>Add \$51 for (SS) Add \$90 for (F_) Add \$1067 for 36 lbs. (CW) Add \$72 for (SU) or \$233 for (BS) Add \$28 for (TP) Add \$81 for (MB)</p>	<p><b>R27848</b></p>	1290	1378	1452	1538	1678	1807	1936	2049	2189	2321	2500	2753
			<p><b>OVERALL DIMENSIONS</b></p>			<p><b>SEAT DIMENSIONS</b></p>			<p><b>BACK DIMENSIONS</b></p>					
			W	D	H	W	D	H	W	H				
			IN 30	30	17.5	-	-	-	-	-				
			MM 762	762	445	-	-	-	-	-				
			<p><b>RTA 00</b></p>		1 per carton									
 <p><b>36" Square Bench</b> COM: 3 YD   2.74 M Unit weight: 40 LB   18.2 KG Carton weight: 50 LB   22.68 KG Carton volume: 18.25 FT<sup>3</sup>   0.51 MT<sup>3</sup></p>	<p>No power/USB unit.</p> <p>Freestanding unit only.</p> <p>Add \$55 for (SS) Add \$90 for (F_) Add \$1067 for 72 lbs. (CW) Add \$77 for (SU) or \$311 for (BS) Add \$28 for (TP) Add \$161 for (MB)</p>	<p><b>R27849</b></p>	1598	1694	1775	1868	2021	2162	2303	2426	2579	2723	2918	3194
			<p><b>OVERALL DIMENSIONS</b></p>			<p><b>SEAT DIMENSIONS</b></p>			<p><b>BACK DIMENSIONS</b></p>					
			W	D	H	W	D	H	W	H				
			IN 36	36	17.5	-	-	-	-	-				
			MM 914	914	445	-	-	-	-	-				
			<p><b>RTA 00</b></p>		1 per carton									
 <p><b>42" Square Bench</b> COM: 3.25 YD   2.97 M Unit weight: 50 LB   22.7 KG Carton weight: 60 LB   27.22 KG Carton volume: 23 FT<sup>3</sup>   0.65 MT<sup>3</sup></p>	<p>No power/USB unit.</p> <p>Freestanding unit only.</p> <p>Add \$61 for (SS) Add \$90 for (F_) Add \$1067 for 72 lbs. (CW) Add \$96 for (SU) or \$430 for (BS) Add \$28 for (TP) Add \$243 for (MB)</p>	<p><b>R27850</b></p>	1955	2059	2147	2248	2413	2566	2719	2852	3018	3174	3385	3684
			<p><b>OVERALL DIMENSIONS</b></p>			<p><b>SEAT DIMENSIONS</b></p>			<p><b>BACK DIMENSIONS</b></p>					
			W	D	H	W	D	H	W	H				
			IN 42	42	17.5	-	-	-	-	-				
			MM 1067	1067	445	-	-	-	-	-				
			<p><b>RTA 00</b></p>		1 per carton									

RIVER+ TABLES



model R27858



model R27864



model 7743

River+ Seating & Benches



For River+ seating, please see page 293.  
For River+ benches, please see page 307.

STANDARD FEATURES

- A modular series that is composed of straight and curved sections, as well as freestanding units.
- Linking units can be used together in any combination with River+ seating and bench units to create a wide variety of layouts. Ganging hardware is standard and is factory installed. Ganging hardware swivels out of the way when not in use.
- Front and back faces of end (linking) tables angles slightly inwards. This inward slant matches the inward angles of River seating so all units coordinate in visual appearance.
- The unique tapered legs are made of welded steel, with each leg bolted directly to the unit frame. All units have the same standard leg height of 6.5". The leg height makes it easier to clean under the product.
- Legs are straight (vertical) as standard. Linking models are optionally available with an angled back leg to visually align with River seating units.
- Legs are standard in Chrome with Black nylon non-marking height adjustable glides.

OPTIONAL FEATURES

- Tables are made with high pressure laminate and are offered in the finishes listed on the right. Please specify. Custom high pressure laminate finishes will be considered upon request.
- Legs of coffee and end (linking) tables are available in 3" and 8" heights. All heights are available with fixed-to-floor option. Please specify.
- Products can be weighted to reduce the ease of movement. For additional weight options, please specify (CW) - see each model for available additional weight and upcharge.
- Most tables (except freestanding units) can be specified with power/USB units, which include one power outlets, one double USB terminals and a Black 120" three-prong power cord.
- Each power/USB unit is set in predetermined locations, as shown in the electrical illustrations below. Electrical units must be factory installed. Add \$881 per unit.
- Power/USB units are available with either Jet Black (J) face plate with Black power/USB receptacles or with a White (W) face plate with White power/USB receptacles.

Please add option codes in the following order:

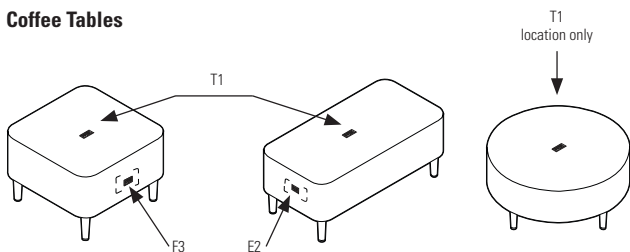
- **Model number**  
**R27855 to R27858** Square coffee tables  
**R27859** Rectangular coffee table  
**R27860 to R27861** Round coffee tables  
**R27862 to R27864** Linking/end tables  
**7443 and 7745** Freestanding tables
- **Laminate finishes** (colors shown on website)  
**(ACJ)** Absolute Acajou  
**(ASN)** Asian Night  
**(AWC)** Avnt Cherry  
**(AWH)** Avnt Honey  
**(BLK)** Black  
**(BZD)** Blizzard  
**(BRC)** Brushed Cobalt  
**(CMB)** Clear Maple  
**(CGY)** Custom Grey  
**(DES)** Dark Espresso  
**(DWT)** Designer White  
**(FAS)** Fashionista  
**(FCL)** First Class  
**(NBL)** Noce Biondo  
**(NGL)** Noce Grigio  
**(NEL)** Noce Leggero  
**(NML)** Noce Medio  
**(QTM)** Quartered Mahogany  
**(SBY)** Sheer Beauty  
**(SDT)** Stonedust  
**(SGY)** Storm Grey  
**(WHE)** Walnut Heights  
**(WHC)** White Chocolate  
**(WCR)** Winter Cherry
- **Leg finish**  
For leg finish options, please see page 378. No upcharges.
- **Leg selection**  
**(S6)** Standard height (6.5") w/adjustable glides. No upcharge.  
**(S3)** Low (3") w/adjustable glides. No upcharge.  
**(S8)** High (8") w/adjustable glides. No upcharge.  
**(F6)** Standard height (6.5"), fixed to floor. Add \$90.  
**(F3)** Low (3"), fixed to floor. Add \$90.  
**(F8)** High (8"), fixed to floor. Add \$90.
- **Leg angle** (linking/end tables only)  
**(AS)** Straight legs. No upcharge.  
**(SA)** Straight front legs, angled back legs. No upcharge.
- **Additional weight**  
**(NC)** No additional weight.  
**(CW)** Additional weight. Upcharges vary, see model.
- **Power unit finish**  
**(J)** Jet Black  
**(W)** White
- **Power/USB unit position** (coffee and linking/end tables only, as shown below). Add \$881 per unit.  
**(NP)** No power. No upcharge.  
**(E1)** Left end (rectangular coffee table only)  
**(E2)** Right end (rectangular coffee table only)  
**(F3)** Front center (square coffee table only)  
**(T1)** Top
- **Fasteners**  
**(RS)** Standard  
**(TP)** Tamperproof. Add \$119.

EXAMPLE RIVER+ TABLE ORDER CODE:

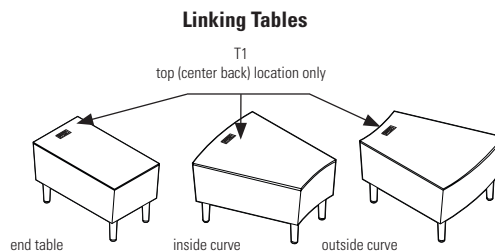
R27858	-ACJ	-CHM	-S6	-AS	-NC	-W	-T1	-RS
Model number	Laminate	Leg finish	Leg selection	Leg angle	Additional weight	Power finish	Power/USB	Fasteners

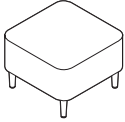
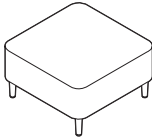
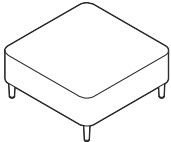
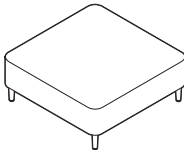
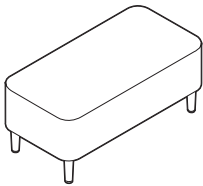
ELECTRICAL PLACEMENT

Coffee Tables

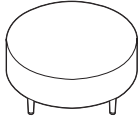


Linking Tables



DESCRIPTION	FEATURES	MODEL#	STANDARD TEXTILE GRADES						
 <p><b>24" Square Laminate Coffee Table</b> COM: N/A Unit weight: 40 LB   18.14 KG Carton weight: 40 LB   18.14 KG Carton volume: 10.7 FT<sup>3</sup>   0.3 MT<sup>3</sup></p>	<p>For power/USB unit, please see electrical placement chart.</p> <p>Freestanding unit only. Add \$533 for 36 lbs. (CW)</p>	List price							
		R27855	1329						
		OVERALL DIMENSIONS			SEAT DIMENSIONS			BACK DIMENSIONS	
		W	D	H	W	D	H	W	H
IN 24	24	17	-	-	-	-	-		
MM 610	610	432	-	-	-	-	-		
		RTA 00	1 per carton						
 <p><b>30" Square Laminate Coffee Table</b> COM: N/A Unit weight: 53 LB   24.04 KG Carton weight: 53 LB   24.04 KG Carton volume: 15.3 FT<sup>3</sup>   0.43 MT<sup>3</sup></p>	<p>For power/USB unit, please see electrical placement chart.</p> <p>Freestanding unit only. Add \$400 for 27 lbs. (CW)</p>	List price							
		R27856	1392						
		OVERALL DIMENSIONS			SEAT DIMENSIONS			BACK DIMENSIONS	
		W	D	H	W	D	H	W	H
IN 30	30	17	-	-	-	-	-		
MM 762	762	432	-	-	-	-	-		
		RTA 00	1 per carton						
 <p><b>36" Square Laminate Coffee Table</b> COM: N/A Unit weight: 75 LB   34.01 KG Carton weight: 75 LB   34.02 KG Carton volume: 20.6 FT<sup>3</sup>   0.58 MT<sup>3</sup></p>	<p>For power/USB unit, please see electrical placement chart.</p> <p>Freestanding unit only. No additional weight required.</p>	List price							
		R27857	1541						
		OVERALL DIMENSIONS			SEAT DIMENSIONS			BACK DIMENSIONS	
		W	D	H	W	D	H	W	H
IN 36	36	17	-	-	-	-	-		
MM 914	914	432	-	-	-	-	-		
		RTA 00	1 per carton						
 <p><b>42" Square Laminate Coffee Table</b> COM: N/A Unit weight: 115 LB   52.16 KG Carton weight: 115 LB   52.16 KG Carton volume: 26.7 FT<sup>3</sup>   0.75 MT<sup>3</sup></p>	<p>For power/USB unit, please see electrical placement chart.</p> <p>Freestanding unit only. No additional weight required.</p>	List price							
		R27858	1706						
		OVERALL DIMENSIONS			SEAT DIMENSIONS			BACK DIMENSIONS	
		W	D	H	W	D	H	W	H
IN 42	42	17	-	-	-	-	-		
MM 1067	1067	432	-	-	-	-	-		
		RTA 00	1 per carton						
 <p><b>Rectangular Laminate Coffee Table</b> COM: N/A Unit weight: 55 LB   24.94 KG Carton weight: 55 LB   24.95 KG Carton volume: 14.2 FT<sup>3</sup>   0.4 MT<sup>3</sup></p>	<p>For power/USB unit, please see electrical placement chart.</p> <p>Freestanding unit only. Add \$267 for 18 lbs. (CW)</p>	List price							
		R27859	1400						
		OVERALL DIMENSIONS			SEAT DIMENSIONS			BACK DIMENSIONS	
		W	D	H	W	D	H	W	H
IN 40	20	17	-	-	-	-	-		
MM 1016	508	432	-	-	-	-	-		
		RTA 00	1 per carton						

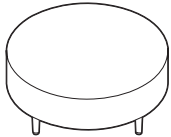
DESCRIPTION FEATURES MODEL# STANDARD TEXTILE GRADES



**36" Dia. Round Laminate Coffee Table**  
 COM: N/A  
 Unit weight: 63 LB | 28.57 KG  
 Carton weight: 63 LB | 28.58 KG  
 Carton volume: 15.3 FT<sup>3</sup> | 0.43 MT<sup>3</sup>

For power/USB unit, please see electrical placement chart.  
 Freestanding unit only.  
 Add \$267 for 18 lbs. (CW)

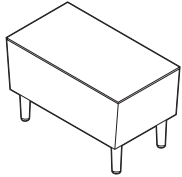
List price								
<b>R27860</b>	1729							
OVERALL DIMENSIONS			SEAT DIMENSIONS			BACK DIMENSIONS		
W	D	H	W	D	H	W	H	
IN 36	36	17	-	-	-	-	-	
MM 914	914	432	-	-	-	-	-	
<b>RTA 00</b>			1 per carton					



**42" Dia. Round Laminate Coffee Table**  
 COM: N/A  
 Unit weight: 85 LB | 38.55 KG  
 Carton weight: 85 LB | 38.56 KG  
 Carton volume: 20.6 FT<sup>3</sup> | 0.58 MT<sup>3</sup>

For power/USB unit, please see electrical placement chart.  
 Freestanding unit only.  
 No additional weight required.


List price								
<b>R27861</b>	1889							
OVERALL DIMENSIONS			SEAT DIMENSIONS			BACK DIMENSIONS		
W	D	H	W	D	H	W	H	
IN 42	42	17	-	-	-	-	-	
MM 1067	1067	432	-	-	-	-	-	
<b>RTA 00</b>			1 per carton					



**Rectangular Laminate End Table**  
 COM: N/A  
 Unit weight: 40 LB | 18.14 KG  
 Carton weight: 40 LB | 18.14 KG  
 Carton volume: 20.6 FT<sup>3</sup> | 0.58 MT<sup>3</sup>

For power/USB unit, please see electrical placement chart.  
 Includes ganging hardware (2 sides).  
 Add \$533 for 36 lbs. (CW)

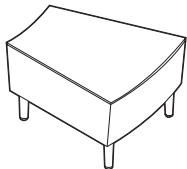
List price								
<b>R27862</b>	1401							
OVERALL DIMENSIONS			SEAT DIMENSIONS			BACK DIMENSIONS		
W	D	H	W	D	H	W	H	
IN 28	15	17	-	-	-	-	-	
MM 711	381	432	-	-	-	-	-	
<b>RTA 00</b>			1 per carton					



**Inside Curve Laminate End Table**  
 COM: N/A  
 Unit weight: 47 LB | 21.31 KG  
 Carton weight: 47 LB | 21.32 KG  
 Carton volume: 13.3 FT<sup>3</sup> | 0.37 MT<sup>3</sup>

For power/USB unit, please see electrical placement chart.  
 Includes ganging hardware (2 sides).  
 Add \$533 for 36 lbs. (CW)


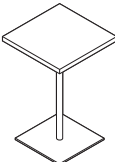

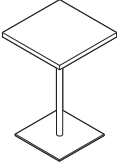

List price								
<b>R27863</b>	1850							
OVERALL DIMENSIONS			SEAT DIMENSIONS			BACK DIMENSIONS		
W	D	H	W	D	H	W	H	
IN 28	17	17	-	-	-	-	-	
MM 711	432	432	-	-	-	-	-	
<b>RTA 00</b>			1 per carton					



**Outside Curve Laminate End Table**  
 COM: N/A  
 Unit weight: 47 LB | 21.31 KG  
 Carton weight: 47 LB | 21.32 KG  
 Carton volume: 13.3 FT<sup>3</sup> | 0.37 MT<sup>3</sup>

For power/USB unit, please see electrical placement chart.  
 Includes ganging hardware (2 sides).  
 Add \$533 for 36 lbs. (CW)

List price								
<b>R27864</b>	1850							
OVERALL DIMENSIONS			SEAT DIMENSIONS			BACK DIMENSIONS		
W	D	H	W	D	H	W	H	
IN 28	17	17	-	-	-	-	-	
MM 711	432	432	-	-	-	-	-	
<b>RTA 00</b>			1 per carton					

DESCRIPTION	FEATURES	MODEL#	STANDARD TEXTILE GRADES						
 <p><b>18" Dia. Round Laminate Laptop Table</b>                      COM: N/A                      Unit weight: 22 LB   10 KG                      Carton weight: 32 LB   14.51 KG                      Carton volume: 6 FT<sup>3</sup>   0.16 MT<sup>3</sup></p>	No power/USB unit.	7743	List price						
			1063						
		<b>OVERALL DIMENSIONS</b>			<b>SEAT DIMENSIONS</b>			<b>BACK DIMENSIONS</b>	
		<b>W</b>	<b>D</b>	<b>H</b>	<b>W</b>	<b>D</b>	<b>H</b>	<b>W</b>	<b>H</b>
		IN 18	18	25.25	-	-	-	-	-
MM 457	457	641	-	-	-	-	-		
					1 per carton				
 <p><b>16" Square Laminate Laptop Table</b>                      COM: N/A                      Unit weight: 26 LB   11.8 KG                      Carton weight: 36 LB   16.33 KG                      Carton volume: 6 FT<sup>3</sup>   0.16 MT<sup>3</sup></p>	No power/USB unit.	7745	List price						
			1035						
		<b>OVERALL DIMENSIONS</b>			<b>SEAT DIMENSIONS</b>			<b>BACK DIMENSIONS</b>	
		<b>W</b>	<b>D</b>	<b>H</b>	<b>W</b>	<b>D</b>	<b>H</b>	<b>W</b>	<b>H</b>
		IN 16	16	25.25	-	-	-	-	-
MM 406	406	641	-	-	-	-	-		
				1 per carton					



SIRENA



models 3371 Lounge Chairs, 3373 Two Seat Sofa, 3400 Coffee Table and 3402 End Table



model 3371



model 3372CRTL



STANDARD FEATURES

- Modern club style seating includes: lounge chair, two and three seat sofas.
- Complete with modern tables for reception areas, meeting rooms and private office use.
- Distinctive round style feet are finished in Black only.
- All models have fixed, non-removable seat cushions with arm height at 25" in the front.
- When ordering models with tablet, please specify for left hand or for right hand tablet. See models below.
- Tablets rotate and are non-removable. Overall tablet size is 17"W by 14"D.
- Laminate tops are 1" thick.
- Table legs are 1.5" steel tubing, tapered toward the bottom to 7/8", equipped with self-leveling, pivoting steel glides.
- (C1M) dual wheel carpet casters are standard. Casters are available on lounge chairs only.
- Upholstery options: fabric, vinyl or leather. Vinyl and leather models may feature stitch detail across the seat and/or back cushions, if applicable.

OPTIONAL FEATURES

- Laminate tables, tablets and book shelves are offered in the following laminate finishes: Absolute Acajou (ACJ), Asian Night (ASN), Avant Cherry (AWC), Avant Honey (AWH), Black (BLK), Blizzard (BZD), Clear Maple (CMB), Custom Grey (CGY), Dark Espresso (DES), Designer White (DWT), Fashionista (FAS), First Class (FCL), Noce Biondo (NBL), Noce Grigio (NGL), Noce Leggero (NEL), Noce Medio (NML), Sheer Beauty (SBY), Quatered Mahogany (QTM), Stonedust (SDT), Walnut Heights (WHE), White Chocolate (WHC) and Winter Cherry (WCR). Please specify.
- Table legs are available in Black (TBL) or Tungsten (TTU). No upcharge.

DESCRIPTION

FEATURES

MODEL#

STANDARD TEXTILE GRADES



Lounge Chair Fabric

COM: 4.25 YD | 3.89 M  
 Unit weight: 45 LB | 20.5 KG  
 Carton weight: 52 LB | 23.59 KG  
 Carton volume: 19.25 FT³ | 0.54 MT³

	1	2	3	4	5	6	7	8	9	10	11	12
3371	-	1148	1263	1395	1611	1811	2011	2185	2402	2606	2882	3273

OVERALL DIMENSIONS

W D H

SEAT DIMENSIONS

W D H

BACK DIMENSIONS

W H

IN	30.5	29.5	28.5	20	20	17.5	19	11.5
MM	775	749	724	508	508	445	483	292

RTA 00 1 per carton



Lounge Chair w/Casters

COM: 4.25 YD | 3.89 M  
 Unit weight: 47 LB | 21.4 KG  
 Carton weight: 52 LB | 23.59 KG  
 Carton volume: 19.25 FT³ | 0.54 MT³

	1	2	3	4	5	6	7	8	9	10	11	12
3371C	-	1242	1357	1489	1705	1905	2105	2279	2496	2700	2976	3367

OVERALL DIMENSIONS

W D H

SEAT DIMENSIONS

W D H

BACK DIMENSIONS

W H

IN	30.5	29.5	29.5	20	20	18	19	12.5
MM	775	749	749	508	508	457	483	318

RTA 00 1 per carton



3371LTL



3371RTL

Lounge Chair w/Laminate Tablet

COM: 4.25 YD | 3.89 M  
 Unit weight: 53 LB | 24.1 KG  
 Carton weight: 58 LB | 26.31 KG  
 Carton volume: 19.25 FT³ | 0.54 MT³

	1	2	3	4	5	6	7	8	9	10	11	12
3371LTL 3371RTL	-	1561	1676	1808	2024	2224	2424	2598	2815	3019	3295	3686

OVERALL DIMENSIONS

W D H

SEAT DIMENSIONS






W D H

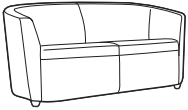
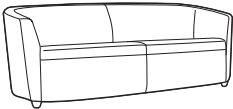




BACK DIMENSIONS

W H

IN	32.5	29.5	28.5	20	20	17.5	19	11.5
MM	826	749	724	508	508	445	483	292

RTA 00 1 per carton

DESCRIPTION	FEATURES	MODEL#	STANDARD TEXTILE GRADES												
			1	2	3	4	5	6	7	8	9	10	11	12	
 <b>3371CLTL</b>	 <b>3371CRTL</b>	<b>3371CLTL</b> 3371CRTL	-	1652	1767	1899	2115	2315	2515	2689	2906	3110	3386	3777	
		<b>OVERALL DIMENSIONS</b> W D H	<b>SEAT DIMENSIONS</b> W D H	<b>BACK DIMENSIONS</b> W H											
Lounge Chair w/Casters & Laminate Tablet COM: 4.25 YD   3.89 M Unit weight: 57 LB   25.9 KG Carton weight: 62 LB   28.12 KG Carton volume: 19.25 FT³   0.54 MT³			<b>RTA 00</b>	1 per carton											
 <b>3372</b>		<b>3372</b>	-	1371	1486	1618	1834	2034	2234	2408	2625	2829	3105	3496	
	<b>OVERALL DIMENSIONS</b> W D H	<b>SEAT DIMENSIONS</b> W D H	<b>BACK DIMENSIONS</b> W H												
Lounge Chair w/Laminate Bookshelf COM: 4.25 YD   3.89 M Unit weight: 47 LB   21.4 KG Carton weight: 55 LB   24.95 KG Carton volume: 19.25 FT³   0.54 MT³			<b>RTA 00</b>	1 per carton											
 <b>3372C</b>		<b>3372C</b>	-	1464	1579	1711	1927	2127	2327	2501	2718	2922	3198	3589	
	<b>OVERALL DIMENSIONS</b> W D H	<b>SEAT DIMENSIONS</b> W D H	<b>BACK DIMENSIONS</b> W H												
Lounge Chair w/Casters & Laminate Bookshelf COM: 4.25 YD   3.89 M Unit weight: 47 LB   21.4 KG Carton weight: 55 LB   24.95 KG Carton volume: 19.25 FT³   0.54 MT³			<b>RTA 00</b>	1 per carton											
 <b>3372LTL</b>	 <b>3372RTL</b>	<b>3372LTL</b> 3372RTL	-	1782	1897	2029	2245	2445	2645	2819	3036	3240	3516	3907	
		<b>OVERALL DIMENSIONS</b> W D H	<b>SEAT DIMENSIONS</b> W D H	<b>BACK DIMENSIONS</b> W H											
Lounge Chair w/Laminate Tablet/Bookshelf COM: 4.25 YD   3.89 M Unit weight: 58 LB   26.4 KG Carton weight: 66 LB   29.94 KG Carton volume: 19.25 FT³   0.54 MT³			<b>RTA 00</b>	1 per carton											
 <b>3372CLTL</b>	 <b>3372CRTL</b>	<b>3372CLTL</b> 3372CRTL	-	1874	1989	2121	2337	2537	2737	2911	3128	3332	3608	3999	
		<b>OVERALL DIMENSIONS</b> W D H	<b>SEAT DIMENSIONS</b> W D H	<b>BACK DIMENSIONS</b> W H											
Lounge Chair w/Casters & Laminate Tablet/Bookshelf COM: 4.25 YD   3.89 M Unit weight: 58 LB   26.4 KG Carton weight: 66 LB   29.94 KG Carton volume: 19.25 FT³   0.54 MT³			<b>RTA 00</b>	1 per carton											

DESCRIPTION	FEATURES	MODEL#	STANDARD TEXTILE GRADES												
			1	2	3	4	5	6	7	8	9	10	11	12	
 <p><b>Two Seat Sofa</b> COM: 7 YD   6.4 M Unit weight: 82 LB   37.3 KG Carton weight: 92 LB   41.73 KG Carton volume: 48 FT³   1.35 MT³</p>		<b>3373</b>	-	2036	2225	2442	2799	3128	3457	3744	4101	4437	4892	5536	
				<b>OVERALL DIMENSIONS</b>			<b>SEAT DIMENSIONS</b>			<b>BACK DIMENSIONS</b>					
				<b>W</b>	<b>D</b>	<b>H</b>	<b>W</b>	<b>D</b>	<b>H</b>	<b>W</b>	<b>H</b>				
				IN 62	29.5	28.5	53	20	17.5	53	11.5				
				MM 1575	749	724	1346	508	445	1346	292				
			<b>RTA 00</b>	1 per carton											
 <p><b>Three Seat Sofa</b> COM: 7.75 YD   7.09 M Unit weight: 97 LB   44.1 KG Carton weight: 107 LB   48.53 KG Carton volume: 55.5 FT³   1.57 MT³</p>		<b>3374</b>	-	2405	2614	2855	3250	3614	3978	4296	4691	5063	5567	6280	
				<b>OVERALL DIMENSIONS</b>			<b>SEAT DIMENSIONS</b>			<b>BACK DIMENSIONS</b>					
				<b>W</b>	<b>D</b>	<b>H</b>	<b>W</b>	<b>D</b>	<b>H</b>	<b>W</b>	<b>H</b>				
				IN 81.5	29.5	28.5	72.5	20	17.5	72.5	11.5				
				MM 2070	749	724	1842	508	445	1842	292				
			<b>RTA 00</b>	1 per carton											
 <p><b>Coffee Table - 48" Laminate Top</b> COM: N/A Unit weight: 44 LB   20 KG Carton weight: 52 LB   23.59 KG Carton volume: 17.25 FT³   0.48 MT³</p>		<b>3400</b>	List price												
				1214											
				<b>OVERALL DIMENSIONS</b>			<b>SEAT DIMENSIONS</b>			<b>BACK DIMENSIONS</b>					
				<b>W</b>	<b>D</b>	<b>H</b>	<b>W</b>	<b>D</b>	<b>H</b>	<b>W</b>	<b>H</b>				
				IN 48	22	14.5	-	-	-	-	-				
			MM 1219	559	368	-	-	-	-	-					
			<b>RTA 00</b>	1 per carton											
 <p><b>Coffee Table - 56" Laminate Top</b> COM: N/A Unit weight: 50 LB   22.7 KG Carton weight: 60 LB   27.22 KG Carton volume: 19 FT³   0.53 MT³</p>		<b>3401</b>	List price												
				1346											
				<b>OVERALL DIMENSIONS</b>			<b>SEAT DIMENSIONS</b>			<b>BACK DIMENSIONS</b>					
				<b>W</b>	<b>D</b>	<b>H</b>	<b>W</b>	<b>D</b>	<b>H</b>	<b>W</b>	<b>H</b>				
				IN 56	22	14.5	-	-	-	-	-				
			MM 1422	559	368	-	-	-	-	-					
			<b>RTA 00</b>	1 per carton											
 <p><b>End Table - Laminate Top</b> COM: N/A Unit weight: 20 LB   9.1 KG Carton weight: 26 LB   11.79 KG Carton volume: 7.75 FT³   0.21 MT³</p>		<b>3402</b>	List price												
				1007											
				<b>OVERALL DIMENSIONS</b>			<b>SEAT DIMENSIONS</b>			<b>BACK DIMENSIONS</b>					
				<b>W</b>	<b>D</b>	<b>H</b>	<b>W</b>	<b>D</b>	<b>H</b>	<b>W</b>	<b>H</b>				
				IN 17	22	14.5	-	-	-	-	-				
			MM 432	559	368	-	-	-	-	-					
			<b>RTA 00</b>		1 per carton										

VENTURE



48\"/>



78\"/>



60\"/>

STANDARD FEATURES

- Venture is a solid and durable banquette seating series ideal for impromptu meetings.
- Banquettes are available with or without fully upholstered backs. Open back banquettes are intended to be placed against walls or in other layouts where the back will not be visible.
- Heavy duty frame with interlocking plywood, puzzle box construction suitable for public environments.
- Cushions are fixed and non-removable and made with highly resilient foam for extra comfort.
- Ganging bracket kit (8509) gangs two single back models back to back or side by side and double back models side by side. Kit contains two brackets.
- Standard with metal legs and Black glides, suitable for carpet and hard surface flooring.
- Closed back models are fully upholstered for use in open settings and to support reconfiguration.
- Open back models have a Black outer back protective dust cover to be used against walls or for ganging back to back.
- Double back models (#8508-48, #8508-60, #8508-72, #8508-78) measure 55\"/>

OPTIONAL FEATURES

- **Leg finish** (no upcharge)  
**(TBL)** Black  
**(CHM)** Chrome  
**(TTU)** Tungsten
- **Packaging options** (no upcharge)  
*available on double back models only*  
**(ST)** fully assembled (standard)  
**(KD)** knocked down




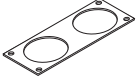
EXAMPLE VENTURE ORDER CODE:

8506-48	EL58	EL65	TBL	ST
Model #	Back Textile	Seat Textile	Leg Finish	Packaging

DESCRIPTION	FEATURES	MODEL #	STANDARD TEXTILE GRADES														
			1	2	3	4	5	6	7	8	9	10	11	12			
<p><b>48\"/&gt;                     COM: 6.75 YD   6.17 M                      Unit weight: 80 LB   36.4 KG                      Carton weight: 104 LB   47.17 KG                      Carton volume: 50.75 FT³   1.43 MT³</b></p>		8506-48	3174	3390	3572	3782	4126	4443	4760	5037	5381	5705	6144	6765			
			<b>OVERALL DIMENSIONS</b>			<b>SEAT DIMENSIONS</b>			<b>BACK DIMENSIONS</b>								
			<b>W</b>	<b>D</b>	<b>H</b>	<b>W</b>	<b>D</b>	<b>H</b>	<b>W</b>	<b>H</b>							
			IN 48	28	48	48	19	18	48	30							
			MM 1219	711	1219	1219	483	457	1219	762							
			<b>RTA 00</b>	1 per carton													
<p><b>60\"/&gt;                     COM: 8 YD   7.32 M                      Unit weight: 100 LB   45.5 KG                      Carton weight: 127 LB   57.61 KG                      Carton volume: 62.75 FT³   1.77 MT³</b></p>		8506-60	3703	3959	4175	4423	4831	5207	5583	5911	6319	6703	7223	7959			
			<b>OVERALL DIMENSIONS</b>			<b>SEAT DIMENSIONS</b>			<b>BACK DIMENSIONS</b>								
			<b>W</b>	<b>D</b>	<b>H</b>	<b>W</b>	<b>D</b>	<b>H</b>	<b>W</b>	<b>H</b>							
			IN 60	28	48	60	19	18	60	30							
			MM 1524	711	1219	1524	483	457	1524	762							
			<b>RTA 00</b>	1 per carton													
<p><b>72\"/&gt;                     COM: 9 YD   8.23 M                      Unit weight: 120 LB   54.5 KG                      Carton weight: 153 LB   69.4 KG                      Carton volume: 75 FT³   2.12 MT³</b></p>		8506-72	4122	4410	4653	4932	5391	5814	6237	6606	7065	7497	8082	8910			
			<b>OVERALL DIMENSIONS</b>			<b>SEAT DIMENSIONS</b>			<b>BACK DIMENSIONS</b>								
			<b>W</b>	<b>D</b>	<b>H</b>	<b>W</b>	<b>D</b>	<b>H</b>	<b>W</b>	<b>H</b>							
			IN 72	28	48	72	19	18	72	30							
			MM 1829	711	1219	1829	483	457	1829	762							
			<b>RTA 00</b>	1 per carton													

DESCRIPTION	FEATURES	MODEL #	STANDARD TEXTILE GRADES											
			1	2	3	4	5	6	7	8	9	10	11	12
 <b>78\"W Three Seater Banquette, Closed Back</b> COM: 10 YD   9.14 M Unit weight: 130 LB   59.1 KG Carton weight: 163 LB   73.94 KG Carton volume: 79.75 FT <sup>3</sup>   2.25 MT <sup>3</sup>		<b>8506-78</b>	4409	4729	4999	5309	5819	6289	6759	7169	7679	8159	8809	9729
			<b>OVERALL DIMENSIONS</b>			<b>SEAT DIMENSIONS</b>			<b>BACK DIMENSIONS</b>					
			<b>W</b>	<b>D</b>	<b>H</b>	<b>W</b>	<b>D</b>	<b>H</b>	<b>W</b>	<b>H</b>				
			IN 78	28	48	78	19	18	78	30				
			MM 1981	711	1219	1981	483	457	1981	762				
		<b>RTA 00</b>	1 per carton											
 <b>48\"W Two Seater Banquette, Open Back</b> COM: 5 YD   4.57 M Unit weight: 80 LB   36.4 KG Carton weight: 105 LB   47.63 KG Carton volume: 50.75 FT <sup>3</sup>   1.43 MT <sup>3</sup>		<b>8507-48</b>	3012	3172	3307	3462	3717	3952	4187	4392	4647	4887	5212	5672
			<b>OVERALL DIMENSIONS</b>			<b>SEAT DIMENSIONS</b>			<b>BACK DIMENSIONS</b>					
			<b>W</b>	<b>D</b>	<b>H</b>	<b>W</b>	<b>D</b>	<b>H</b>	<b>W</b>	<b>H</b>				
			IN 48	28	48	48	19	18	48	30				
			MM 1219	711	1219	1219	483	457	1219	762				
		<b>RTA 00</b>	1 per carton											
 <b>60\"W Two Seater Banquette, Open Back</b> COM: 6 YD   5.49 M Unit weight: 100 LB   45.5 KG Carton weight: 127 LB   57.61 KG Carton volume: 62.75 FT <sup>3</sup>   1.77 MT <sup>3</sup>		<b>8507-60</b>	3504	3696	3858	4044	4350	4632	4914	5160	5466	5754	6144	6696
			<b>OVERALL DIMENSIONS</b>			<b>SEAT DIMENSIONS</b>			<b>BACK DIMENSIONS</b>					
			<b>W</b>	<b>D</b>	<b>H</b>	<b>W</b>	<b>D</b>	<b>H</b>	<b>W</b>	<b>H</b>				
			IN 60	28	48	60	19	18	60	30				
			MM 1524	711	1219	1524	483	457	1524	762				
		<b>RTA 00</b>	1 per carton											
 <b>72\"W Three Seater Banquette, Open Back</b> COM: 7 YD   6.4 M Unit weight: 120 LB   54.5 KG Carton weight: 153 LB   69.4 KG Carton volume: 75 FT <sup>3</sup>   2.12 MT <sup>3</sup>		<b>8507-72</b>	3885	4109	4298	4515	4872	5201	5530	5817	6174	6510	6965	7609
			<b>OVERALL DIMENSIONS</b>			<b>SEAT DIMENSIONS</b>			<b>BACK DIMENSIONS</b>					
			<b>W</b>	<b>D</b>	<b>H</b>	<b>W</b>	<b>D</b>	<b>H</b>	<b>W</b>	<b>H</b>				
			IN 72	28	48	72	19	18	72	30				
			MM 1829	711	1219	1829	483	457	1829	762				
		<b>RTA 00</b>	1 per carton											
 <b>78\"W Three Seater Banquette, Open Back</b> COM: 8 YD   7.32 M Unit weight: 130 LB   59.1 KG Carton weight: 163 LB   73.94 KG Carton volume: 79.75 FT <sup>3</sup>   2.25 MT <sup>3</sup>		<b>8507-78</b>	4134	4390	4606	4854	5262	5638	6014	6342	6750	7134	7654	8390
			<b>OVERALL DIMENSIONS</b>			<b>SEAT DIMENSIONS</b>			<b>BACK DIMENSIONS</b>					
			<b>W</b>	<b>D</b>	<b>H</b>	<b>W</b>	<b>D</b>	<b>H</b>	<b>W</b>	<b>H</b>				
			IN 78	28	48	78	19	18	78	30				
			MM 1981	711	1219	1981	483	457	1981	762				
		<b>RTA 00</b>	1 per carton											
 <b>48\"W Four Seater Banquette, Double Back</b> COM: 9 YD   8.23 M Unit weight: 128 LB   58.2 KG Carton weight: 163 LB   73.94 KG Carton volume: 89.75 FT <sup>3</sup>   2.54 MT <sup>3</sup>		<b>8508-48</b>	4545	4833	5076	5355	5814	6237	6660	7029	7488	7920	8505	9333
			<b>OVERALL DIMENSIONS</b>			<b>SEAT DIMENSIONS</b>			<b>BACK DIMENSIONS</b>					
			<b>W</b>	<b>D</b>	<b>H</b>	<b>W</b>	<b>D</b>	<b>H</b>	<b>W</b>	<b>H</b>				
			IN 48	55	48	48	19	18	48	30				
			MM 1219	1397	1219	1219	483	457	1219	762				
		<b>RTA 00</b>	1 per carton											

Optional knocked down (KD) packaging available (no upcharge)

DESCRIPTION	FEATURES	MODEL #	STANDARD TEXTILE GRADES											
			1	2	3	4	5	6	7	8	9	10	11	12
 <p><b>60"W Four Seater Banquette, Double Back</b>                      COM: 10 YD   9.14 M                      Unit weight: 160 LB   72.7 KG                      Carton weight: 198 LB   89.81 KG                      Carton volume: 111 FT³   3.14 MT³</p>	Optional knocked down (KD) packaging available (no upcharge)	<b>8508-60</b>	5325	5645	5915	6225	6735	7205	7675	8085	8595	9075	9725	10645
			<b>OVERALL DIMENSIONS</b>			<b>SEAT DIMENSIONS</b>			<b>BACK DIMENSIONS</b>					
			<b>W</b>	<b>D</b>	<b>H</b>	<b>W</b>	<b>D</b>	<b>H</b>	<b>W</b>	<b>H</b>				
			IN 60	55	48	60	19	18	60	30				
			MM 1524	1397	1219	1524	483	457	1524	762				
		<b>RTA 00</b>	1 per carton											
 <p><b>72"W Six Seater Banquette, Double Back</b>                      COM: 11 YD   10.06 M                      Unit weight: 192 LB   87.3 KG                      Carton weight: 242 LB   109.77 KG                      Carton volume: 132.5 FT³   3.75 MT³</p>	Optional knocked down (KD) packaging available (no upcharge)	<b>8508-72</b>	5993	6345	6642	6983	7544	8061	8578	9029	9590	10118	10833	11845
			<b>OVERALL DIMENSIONS</b>			<b>SEAT DIMENSIONS</b>			<b>BACK DIMENSIONS</b>					
			<b>W</b>	<b>D</b>	<b>H</b>	<b>W</b>	<b>D</b>	<b>H</b>	<b>W</b>	<b>H</b>				
			IN 72	55	48	72	19	18	72	30				
			MM 1829	1397	1219	1829	483	457	1829	762				
		<b>RTA 00</b>	1 per carton											
 <p><b>78"W Six Seater Banquette, Double Back</b>                      COM: 12 YD   10.97 M                      Unit weight: 208 LB   94.5 KG                      Carton weight: 255 LB   115.67 KG                      Carton volume: 141.75 FT³   4.01 MT³</p>	Optional knocked down (KD) packaging available (no upcharge)	<b>8508-78</b>	6530	6914	7238	7610	8222	8786	9350	9842	10454	11030	11810	12914
			<b>OVERALL DIMENSIONS</b>			<b>SEAT DIMENSIONS</b>			<b>BACK DIMENSIONS</b>					
			<b>W</b>	<b>D</b>	<b>H</b>	<b>W</b>	<b>D</b>	<b>H</b>	<b>W</b>	<b>H</b>				
			IN 78	55	48	78	19	18	78	30				
			MM 1981	1397	1219	1981	483	457	1981	762				
		<b>RTA 00</b>	1 per carton											
			List price											
			<b>8509</b>	75										
 <p><b>Ganging Bracket Kit</b>                      COM: N/A                      Unit weight: 0.25 LB   - KG                      Carton weight: 0.5 LB   0.23 KG                      Carton volume: 0.1 FT³   0.03 MT³</p>	Kit includes 2 brackets.	<b>RTA 00</b>	courier											
			<b>OVERALL DIMENSIONS</b>			<b>SEAT DIMENSIONS</b>			<b>BACK DIMENSIONS</b>					
			<b>W</b>	<b>D</b>	<b>H</b>	<b>W</b>	<b>D</b>	<b>H</b>	<b>W</b>	<b>H</b>				
			IN 2.5	6	0.25	-	-	-	-	-				
			MM 64	152	6	-	-	-	-	-				
		<b>RTA 00</b>	1 per carton											

**VITROLA**



model 8271

model 8275



model 8274, 8275 and 8276

**STANDARD FEATURES**

- Classic soft seating upholstery design with swooping arms.
- Available in lounge, high back lounge, two seat sofa and three seat sofa.
- Matching ottoman and accent pillow complete the offering.
- Fully upholstered with piping details at the bottom of frame.
- Seat cushions are fixed or sewn tight.
- Standard in tapered maple wood legs. Legs are equipped with White non-marking glides as standard. Suitable for both carpet and hard surface flooring.
- Upholstery options: fabric, vinyl or leather. Vinyl and leather models may feature stitch detail across the seat and/or back cushions, if applicable.
- Back upholstery is continuous without seams. In the event the textile cannot be railroaded, stitch lines will be required (one for 2 seater and two for 3 seater).
- All models ship fully assembled.



**OPTIONAL FEATURES**



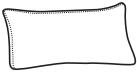
Please add option codes in the following order:

- **Model number**  
**8271** Lounge chair  
**8272** Two seat sofa  
**8273** Three seat sofa  
**8274** Ottoman  
**8275** High back lounge chair  
**8276** Accent pillow
- **Fabric**  
Specify fabric code.
- **Wood Legs**  
**(AB)** Absolute (AAM)  
**(BM)** Black (BKM)  
**(AC)** Cherry (ACM)  
**(EO)** English Oak (EOM)  
**(EC)** Espresso Café (ECM)  
**(HT)** Grey (HGM)  
**(AH)** Honey (AHM)  
**(TM)** Mahogany (TMM)  
**(AM)** Maple (AVM)  
**(MW)** Medium Walnut (MWM)  
**(NL)** Natural Walnut (NLW)  
**(AT)** Night (ASM)  
**(BI)** Noce Biondo (NBM)  
**(GI)** Noce Grigio (NGM)  
**(EI)** Noce Leggero (NEM)  
**(MI)** Noce Medio (NMM)  
**(SH)** Shaker Cherry (SKM)  
**(TF)** Fruitwood (TFM)  
**(TW)** Walnut (TWM)  
**(WR)** WC Cream (WTM)  
**(WH)** White (WHM)  
**(WM)** Winter Cherry (WCM)  
(colors shown on website)

**EXAMPLE VITROLA ORDER CODE:**






8271	WA50	HT
Model #	Fabric	Wood Legs

DESCRIPTION	FEATURES	MODEL #	STANDARD TEXTILE GRADES													
			1	2	3	4	5	6	7	8	9	10	11	12		
 <p><b>Lounge Chair</b>                      COM: 5.25 YD   4.8 M                      Unit weight: 80 LB   36.4 KG                      Carton weight: 90 LB   40.82 KG                      Carton volume: 20.25 FT³   0.57 MT³</p>		<b>8271</b>	1423	1591	1733	1896	2163	2410	2657	2872	3140	3392	3733	4216		
		<b>OVERALL DIMENSIONS</b>			<b>SEAT DIMENSIONS</b>			<b>BACK DIMENSIONS</b>								
		<b>W</b>	<b>D</b>	<b>H</b>	<b>W</b>	<b>D</b>	<b>H</b>	<b>W</b>	<b>H</b>							
		IN 28	31	34	22	20	18	22	16							
		MM 711	787	864	559	508	457	559	406							
		<b>RTA 00</b>	1 per carton													
 <p><b>Two Seat Sofa</b>                      COM: 7.25 YD   6.63 M                      Unit weight: 95 LB   43.2 KG                      Carton weight: 107 LB   48.53 KG                      Carton volume: 36.5 FT³   1.03 MT³</p>		<b>8272</b>	2349	2581	2777	3002	3371	3712	4053	4350	4720	5068	5539	6206		
		<b>OVERALL DIMENSIONS</b>			<b>SEAT DIMENSIONS</b>			<b>BACK DIMENSIONS</b>								
		<b>W</b>	<b>D</b>	<b>H</b>	<b>W</b>	<b>D</b>	<b>H</b>	<b>W</b>	<b>H</b>							
		IN 51	31	34	45	20	18	45	16							
		MM 1295	787	864	1143	508	457	1143	406							
		<b>RTA 00</b>	1 per carton													

DESCRIPTION	FEATURES	MODEL #	STANDARD TEXTILE GRADES												
			1	2	3	4	5	6	7	8	9	10	11	12	
 <p><b>Three Seat Sofa</b>                      COM: 9.25 YD   8.46 M                      Unit weight: 125 LB   56.8 KG                      Carton weight: 140 LB   63.5 KG                      Carton volume: 51.75 FT<sup>3</sup>   1.46 MT<sup>3</sup></p>		<b>8273</b>	3113	3409	3659	3946	4417	4852	5287	5666	6138	6582	7183	8034	
			<b>OVERALL DIMENSIONS</b>			<b>SEAT DIMENSIONS</b>			<b>BACK DIMENSIONS</b>						
			<b>W</b>	<b>D</b>	<b>H</b>	<b>W</b>	<b>D</b>	<b>H</b>	<b>W</b>	<b>H</b>					
			IN 74.25	31	34	68.25	20	18	68.25	16					
			MM 1886	787	864	1734	508	457	1734	406					
		<b>RTA 00</b>												1 per carton	
 <p><b>Ottoman</b>                      COM: 1.75 YD   1.6 M                      Unit weight: 15 LB   6.8 KG                      Carton weight: 20 LB   9.07 KG                      Carton volume: 8 FT<sup>3</sup>   0.22 MT<sup>3</sup></p>		<b>8274</b>	525	581	628	683	772	854	936	1008	1097	1181	1295	1456	
			<b>OVERALL DIMENSIONS</b>			<b>SEAT DIMENSIONS</b>			<b>BACK DIMENSIONS</b>						
			<b>W</b>	<b>D</b>	<b>H</b>	<b>W</b>	<b>D</b>	<b>H</b>	<b>W</b>	<b>H</b>					
			IN 24	24	17	24	-	17	-	-					
			MM 610	610	432	610	-	432	-	-					
		<b>RTA 00</b>												1 per carton	
 <p><b>High Back Lounge Chair</b>                      COM: 6.25 YD   5.72 M                      Unit weight: 85 LB   38.6 KG                      Carton weight: 96 LB   43.54 KG                      Carton volume: 28.25 FT<sup>3</sup>   0.79 MT<sup>3</sup></p>		<b>8275</b>	1652	1852	2021	2215	2533	2827	3121	3377	3696	3996	4402	4977	
			<b>OVERALL DIMENSIONS</b>			<b>SEAT DIMENSIONS</b>			<b>BACK DIMENSIONS</b>						
			<b>W</b>	<b>D</b>	<b>H</b>	<b>W</b>	<b>D</b>	<b>H</b>	<b>W</b>	<b>H</b>					
			IN 28	31	42	22	20	18	22	18					
			MM 711	787	1067	559	508	457	559	457					
		<b>RTA 00</b>												1 per carton	
 <p><b>Accent Pillow</b>                      COM: 0.75 YD   0.69 M                      Unit weight: 3 LB   1.4 KG                      Carton weight: 4 LB   1.81 KG                      Carton volume: 1 FT<sup>3</sup>   0.02 MT<sup>3</sup></p>		<b>8276</b>	175	199	219	243	281	316	351	382	420	456	505	574	
			<b>OVERALL DIMENSIONS</b>			<b>SEAT DIMENSIONS</b>			<b>BACK DIMENSIONS</b>						
			<b>W</b>	<b>D</b>	<b>H</b>	<b>W</b>	<b>D</b>	<b>H</b>	<b>W</b>	<b>H</b>					
			IN 23	6	8	-	-	-	-	-					
			MM 584	152	203	-	-	-	-	-					
		<b>RTA 00</b>												1 per carton	





DESCRIPTION	FEATURES	MODEL#	STANDARD TEXTILE GRADES											
			1	2	3	4	5	6	7	8	9	10	11	12
 <p><b>Two Seat Sofa, Metal Legs</b>                      COM: 6.75 YD   6.17 M                      Unit weight: 95 LB   43.2 KG                      Carton weight: 102 LB   46.27 KG                      Carton volume: 30 FT³   0.84 MT³</p>		<b>3362</b>	-	2288	2471	2680	3024	3341	3659	3935	4280	4604	5042	5663
				<b>OVERALL DIMENSIONS</b>			<b>SEAT DIMENSIONS</b>			<b>BACK DIMENSIONS</b>				
				<b>W</b>	<b>D</b>	<b>H</b>	<b>W</b>	<b>D</b>	<b>H</b>	<b>W</b>	<b>H</b>			
				IN 54.5	29	28.5	46.5	19	17	46.5	12			
				MM 1384	737	724	1181	483	432	1181	305			
		<b>RTA 00</b>		1 per carton										
 <p><b>Three Seat Sofa, Metal Legs</b>                      COM: 9 YD   8.23 M                      Unit weight: 125 LB   56.8 KG                      Carton weight: 135 LB   61.23 KG                      Carton volume: 42.5 FT³   1.2 MT³</p>		<b>3363</b>	-	2863	3107	3385	3845	4267	4691	5059	5519	5951	6535	7363
				<b>OVERALL DIMENSIONS</b>			<b>SEAT DIMENSIONS</b>			<b>BACK DIMENSIONS</b>				
				<b>W</b>	<b>D</b>	<b>H</b>	<b>W</b>	<b>D</b>	<b>H</b>	<b>W</b>	<b>H</b>			
				IN 78	29	28.5	70.5	19	17	70.5	12			
				MM 1981	737	724	1791	483	432	1791	305			
		<b>RTA 00</b>		1 per carton										
 <p><b>Lounge Chair, Wood Legs</b>                      COM: 6 YD   5.49 M                      Unit weight: 53 LB   24.1 KG                      Carton weight: 59 LB   26.76 KG                      Carton volume: 16.5 FT³   0.46 MT³</p>		<b>3431</b>	-	1968	2130	2317	2622	2904	3186	3432	3738	4026	4416	4968
				<b>OVERALL DIMENSIONS</b>			<b>SEAT DIMENSIONS</b>			<b>BACK DIMENSIONS</b>				
				<b>W</b>	<b>D</b>	<b>H</b>	<b>W</b>	<b>D</b>	<b>H</b>	<b>W</b>	<b>H</b>			
				IN 27.5	29	28.5	19.5	19	17	19	12			
				MM 699	737	724	495	483	432	483	305			
		<b>RTA 00</b>		1 per carton										
 <p><b>Two Seat Sofa, Wood Legs</b>                      COM: 6.75 YD   6.17 M                      Unit weight: 91 LB   41.4 KG                      Carton weight: 98 LB   44.45 KG                      Carton volume: 30 FT³   0.84 MT³</p>		<b>3432</b>	-	2631	2814	3023	3367	3684	4002	4278	4623	4947	5385	6006
				<b>OVERALL DIMENSIONS</b>			<b>SEAT DIMENSIONS</b>			<b>BACK DIMENSIONS</b>				
				<b>W</b>	<b>D</b>	<b>H</b>	<b>W</b>	<b>D</b>	<b>H</b>	<b>W</b>	<b>H</b>			
				IN 54.5	29	28.5	46.5	19	17	46.5	12			
				MM 1384	737	724	1181	483	432	1181	305			
		<b>RTA 00</b>		1 per carton										
 <p><b>Three Seat Sofa, Wood Legs</b>                      COM: 9 YD   8.23 M                      Unit weight: 119 LB   54.1 KG                      Carton weight: 129 LB   58.51 KG                      Carton volume: 42.5 FT³   1.2 MT³</p>		<b>3433</b>	-	3292	3536	3814	4274	4696	5120	5488	5948	6380	6964	7792
				<b>OVERALL DIMENSIONS</b>			<b>SEAT DIMENSIONS</b>			<b>BACK DIMENSIONS</b>				
				<b>W</b>	<b>D</b>	<b>H</b>	<b>W</b>	<b>D</b>	<b>H</b>	<b>W</b>	<b>H</b>			
				IN 78	29	28.5	70.5	19	17	70.5	12			
				MM 1981	737	724	1791	483	432	1791	305			
		<b>RTA 00</b>		1 per carton										

WIND TABLES



model 3367 (rectangular coffee table)





For Wind seating, please see page 324.


STANDARD FEATURES

- Wind tables complement the modern decor of many environments, pairing naturally with Wind and Wind Linear lounge seating and other contemporary series (such as Kate, Erin and Marche).
- Wind table models are only available with metal legs. Please see right column for additional details.
- A variety of glide types are available. Please see right column for additional details.
- Table tops are offered in thermally fused laminate finishes to coordinate with Global casegoods and wood seating. They are also available in high pressure laminate (HPL) at a 20% upcharge. Please specify HPL in addition to finish code.

Please add option codes in the following order:

- **Model number**  
Specify model number
- **Laminate top finish (LPL)**  
Absolute Acajou (ACJ), Asian Night (ASN), Avant Cherry (AWC), Avant Honey (AWH), Black (BLK), Blizzard (BZD), Brushed Cobalt (BRC), Clear Maple (CMB), Custom Grey (CGY), Dark Espresso (DES), Designer White (DWT), Fashionista (FAS), First Class (FCL), Noce Biondo (NBL), Noce Grigio (NGL), Noce Leggero (NEL), Noce Medio (NML), Quartered Mahogany (QTM), Sheer Beauty (SBY), Stonedust (SDT), Storm Grey (SOG), Walnut Heights (WHE), White Chocolate (WHC) and Winter Cherry (WCR).
- **Leg finish**  
For leg frame finish options, please see page 378. Upcharges apply for plated finishes:  
(CHM) Chrome. No upcharge.  
(BCH) Brushed Chrome. Add \$73.  
(SBR) Satin Brass. Add \$189.  
(ACO) Antique Copper. Add \$189.
- **Glide type**  
(GL) Black glide for most surfaces (standard)  
(NM) non-marking glides for most surfaces.  
No upcharge.

DESCRIPTION	FEATURES	MODEL #	STANDARD TEXTILE GRADES							
 <p><b>End Table, Metal Legs</b> COM: N/A Unit weight: 24 LB   10.9 KG Carton weight: 36 LB   16.33 KG Carton volume: 11.5 FT³   0.32 MT³</p>		<p><b>3366</b> 661 Laminate top</p>	List price							
			OVERALL DIMENSIONS			SEAT DIMENSIONS			BACK DIMENSIONS	
			W	D	H	W	D	H	W	H
			IN 24	24	17	-	-	-	-	-
			MM 610	610	432	-	-	-	-	-
		RTA 00	1 per carton							
 <p><b>Rectangular Coffee Table, Metal Legs</b> COM: N/A Unit weight: 39 LB   17.7 KG Carton weight: 52 LB   23.59 KG Carton volume: 16 FT³   0.45 MT³</p>		<p><b>3367</b> 886 Laminate top</p>	List price							
			OVERALL DIMENSIONS			SEAT DIMENSIONS			BACK DIMENSIONS	
			W	D	H	W	D	H	W	H
			IN 48	20	15	-	-	-	-	-
			MM 1219	508	381	-	-	-	-	-
		RTA 00	1 per carton							
 <p><b>Square End Table, Metal Legs</b> COM: N/A Unit weight: 50 LB   22.7 KG Carton weight: 66 LB   29.94 KG Carton volume: 22 FT³   0.62 MT³</p>		<p><b>3368</b> 1214 Laminate top</p>	List price							
			OVERALL DIMENSIONS			SEAT DIMENSIONS			BACK DIMENSIONS	
			W	D	H	W	D	H	W	H
			IN 36	36	15	-	-	-	-	-
			MM 914	914	381	-	-	-	-	-
		RTA 00	1 per carton							
 <p><b>Round End Table, Metal Legs</b> COM: N/A Unit weight: 30 LB   13.6 KG Carton weight: 35 LB   15.88 KG Carton volume: 11.5 FT³   0.32 MT³</p>		<p><b>3870</b> 721 Laminate top</p>	List price							
			OVERALL DIMENSIONS			SEAT DIMENSIONS			BACK DIMENSIONS	
			W	D	H	W	D	H	W	H
			IN 24	24	17	-	-	-	-	-
			MM 610	610	432	-	-	-	-	-
		RTA 00	1 per carton							

DESCRIPTION	FEATURES	MODEL#	STANDARD TEXTILE GRADES								
 <p><b>Round Coffee Table, Metal Legs</b>                      COM: N/A                      Unit weight: 50 LB   22.7 KG                      Carton weight: 57 LB   25.85 KG                      Carton volume: 22 FT<sup>3</sup>   0.62 MT<sup>3</sup></p>			List price								
			<b>3871</b>	1115							
				Laminate top							
				<b>OVERALL DIMENSIONS</b>			<b>SEAT DIMENSIONS</b>			<b>BACK DIMENSIONS</b>	
				<b>W</b>	<b>D</b>	<b>H</b>	<b>W</b>	<b>D</b>	<b>H</b>	<b>W</b>	<b>H</b>
			IN 36	36	15	-	-	-	-	-	
			MM 914	914	381	-	-	-	-	-	
			<b>RTA 00</b>		1 per carton						

WIND LINEAR SEATING



models 3363R and 3363L with 3882 bridge table, 3360 table attaching bracket kit and two 3880 coffee tables

For Wind Linear tables, please see page 332.

STANDARD FEATURES



- Wind Linear is an extension of the Wind lounge series with an emphasis on expansive, clean lines.
- This modular furniture series includes single arm and armless sofas, benches, bridges and tables.
- Seating can be used as stand-alone products or can be ganged together. See ganging features below for more information.
- Wind Linear seating models are available with metal or wood legs. Please see right column for additional details.
- A variety of glide types are available. Please see right column for additional details. Casters are not available on this series.
- Upholstery options: fabric, vinyl or leather. Vinyl and leather models may feature stitch detail across the seat and/or back cushions, if applicable.
- Available with contrasting fabrics. Specify arms, back and front rail separate from seat cushion.



GANGING





- Metal leg (seating):  
Table bridges can mount outside or in-between seats to accommodate various work and collaborative settings. Requires table attaching bracket kit 3360.
- Wood leg (seating):  
Seat-to-seat ganging bracket option is available to gang seating together at armless ends. Option must be selected at the time of the order, the ganging bracket is factory installed and cannot be added in the field. Wind Linear bridge/end tables (models 3882 + 3884) can mount in between seats.
- Benches and ottomans cannot gang with seating units.


Please add option codes in the following order:


- **Model number**  
3361L/R/NA, 3363L/R/NA, 3361B + 3363B  
Metal leg seating  
3431L/R/NA, 3433L/R/NA, 3434B + 3435B  
Wood leg seating
- **Back + arm textile** (includes front rail)  
Specify fabric code.
- **Seat textile**  
Specify fabric code.
- **Leg finish** (metal)  
For metal leg frame finish options, please see page 378. Upcharges apply for plated finishes:  
(CHM) Chrome. No upcharge.  
(BCH) Brushed Chrome. Add \$130 for single seaters. Add \$200 for three seat sofas. Add \$107 for ottoman. Add \$193 for bench.  
(SBR) Satin Brass. Add \$275 for single seater. Add \$449 for three seat sofa. Add \$228 for ottoman. Add \$441 for bench.
- **(ACO)** Antique Copper. Add \$275 for single seater. Add \$449 for three seat sofa. Add \$228 for ottoman. Add \$441 for bench.
- **Leg finish** (wood)  
(AAM) Absolute (NLW) Natural Walnut  
(BKM) Black (ASM) Night  
(ACM) Cherry (NBM) Noce Biondo  
(EOM) English Oak (NGM) Noce Grigio  
(ECM) Espresso Cafe (NEM) Noce Leggero  
(TFM) Fruitwood (NMM) Noce Medio  
(HGM) Gray (SKM) Shaker Cherry  
(AHM) Honey (TWM) Walnut  
(TMM) Mahogany (WTM) WC Cream  
(AVM) Maple (WHM) White  
(MWM) Medium Walnut (WCM) Winter Cherry
- **Glide type** (metal legs only)  
(GL) Black glide for most surfaces (standard)  
(NM) non-marking glides for most surfaces. No upcharge.
- **Glide type** (wood leg seating only)  
(NM) non-marking glides for most surfaces (standard)  
(SG) steel cushioned glides for carpeted surfaces. Add \$17.  
(RG) non-slip rubber glides for most hard floor surfaces. Add \$22.  
(FG) felt glides for most hard floor surfaces. Add \$22.
- **Ganging** (wood leg seating only)  
(NG) no ganging (standard)  
(GS) ganging seat to seat. See models for upcharges.

DESCRIPTION	FEATURES	MODEL #	STANDARD TEXTILE GRADES											
			1	2	3	4	5	6	7	8	9	10	11	12
 <p>3361R</p>  <p>3361L</p> <p><b>Single Seater - w/Left or Right Arm, Metal Legs</b> COM: 4.75 YD   4.34 M Unit weight: 62 LB   28.2 KG Carton weight: 72 LB   32.66 KG Carton volume: 28.5 FT³   0.8 MT³</p>		3361R	-	1866	1994	2142	2384	2607	2830	3025	3267	3495	3804	4241
		3361L												
			OVERALL DIMENSIONS			SEAT DIMENSIONS			BACK DIMENSIONS					
			W	D	H	W	D	H	W	H	W	H		
			IN 39.5	29	28.5	36	19	17	36	12				
			MM 1003	737	724	914	483	432	914	305				
			RTA 00		1 per carton									

DESCRIPTION	FEATURES	MODEL#	STANDARD TEXTILE GRADES												
			1	2	3	4	5	6	7	8	9	10	11	12	
 <p><b>Single Seater - Armless, Metal Legs</b>                      COM: 3.25 YD   2.97 M                      Unit weight: 48 LB   21.8 KG                      Carton weight: 58 LB   26.31 KG                      Carton volume: 28.5 FT³   0.8 MT³</p>		<b>3361NA</b>	-	1673	1761	1862	2028	2180	2333	2466	2632	2788	2999	3298	
				<b>OVERALL DIMENSIONS</b>			<b>SEAT DIMENSIONS</b>			<b>BACK DIMENSIONS</b>					
				<b>W</b>	<b>D</b>	<b>H</b>	<b>W</b>	<b>D</b>	<b>H</b>	<b>W</b>	<b>H</b>				
				IN 36.5	29	28.5	36.5	19	17	36.5	12				
				MM 927	737	724	927	483	432	927	305				
		<b>RTA 00</b>		1 per carton											
 <p><b>Three Seat Sofa - w/Left or Right Arm, Metal Legs</b>                      COM: 7.75 YD   7.09 M                      Unit weight: 105 LB   47.7 KG                      Carton weight: 120 LB   54.43 KG                      Carton volume: 41 FT³   1.16 MT³</p>		<b>3363R</b>		2672	2881	3122	3517	3881	4245	4563	4958	5330	5834	6547	
			<b>3363L</b>												
				<b>OVERALL DIMENSIONS</b>			<b>SEAT DIMENSIONS</b>			<b>BACK DIMENSIONS</b>					
				<b>W</b>	<b>D</b>	<b>H</b>	<b>W</b>	<b>D</b>	<b>H</b>	<b>W</b>	<b>H</b>				
				IN 75	29	28.5	71	19	17	71	12				
			MM 1905	737	724	1803	483	432	1803	305					
		<b>RTA 00</b>		1 per carton											
 <p><b>Three Seat Sofa - Armless, Metal Legs</b>                      COM: 6.5 YD   5.94 M                      Unit weight: 96 LB   43.6 KG                      Carton weight: 111 LB   50.35 KG                      Carton volume: 39.25 FT³   1.11 MT³</p>		<b>3363NA</b>	-	2479	2655	2856	3188	3493	3799	4065	4397	4709	5131	5729	
				<b>OVERALL DIMENSIONS</b>			<b>SEAT DIMENSIONS</b>			<b>BACK DIMENSIONS</b>					
				<b>W</b>	<b>D</b>	<b>H</b>	<b>W</b>	<b>D</b>	<b>H</b>	<b>W</b>	<b>H</b>				
				IN 72	29	28.5	72	19	17	72	12				
				MM 1829	737	724	1829	483	432	1829	305				
		<b>RTA 00</b>		1 per carton											
 <p><b>Ottoman, Metal Legs</b>                      COM: 1.75 YD   1.6 M                      Unit weight: 38 LB   17.3 KG                      Carton weight: 50 LB   22.68 KG                      Carton volume: 12.5 FT³   0.35 MT³</p>		<b>3361B</b>	-	1290	1337	1392	1481	1563	1645	1717	1806	1890	2004	2165	
				<b>OVERALL DIMENSIONS</b>			<b>SEAT DIMENSIONS</b>			<b>BACK DIMENSIONS</b>					
				<b>W</b>	<b>D</b>	<b>H</b>	<b>W</b>	<b>D</b>	<b>H</b>	<b>W</b>	<b>H</b>				
				IN 35.5	20.5	17.5	-	-	-	-	-				
				MM 902	521	445	-	-	-	-	-				
		<b>RTA 00</b>		1 per carton											
 <p><b>Bench, Metal Legs</b>                      COM: 3.5 YD   3.2 M                      Unit weight: 70 LB   31.8 KG                      Carton weight: 80 LB   36.29 KG                      Carton volume: 18.75 FT³   0.53 MT³</p>		<b>3363B</b>	-	1943	2038	2146	2325	2489	2654	2797	2976	3144	3371	3693	
				<b>OVERALL DIMENSIONS</b>			<b>SEAT DIMENSIONS</b>			<b>BACK DIMENSIONS</b>					
				<b>W</b>	<b>D</b>	<b>H</b>	<b>W</b>	<b>D</b>	<b>H</b>	<b>W</b>	<b>H</b>				
				IN 72	20.5	17.5	-	-	17.5	-	-				
				MM 1829	521	445	-	-	445	-	-				
		<b>RTA 00</b>		1 per carton											

DESCRIPTION	FEATURES	MODEL#	STANDARD TEXTILE GRADES													
			1	2	3	4	5	6	7	8	9	10	11	12		
 <p><b>3431R</b>                      <b>3431L</b></p> <p><b>Single Seater - w/Left or Right Arm, Wood Legs</b>                      COM: 4.75 YD   4.34 M                      Unit weight: 60 LB   27.3 KG                      Carton weight: 70 LB   31.75 KG                      Carton volume: 28.5 FT³   0.8 MT³</p>	Optional ganging bracket (1 unit) for seat to seat on 1 side - add \$12.	<b>3431R</b>	-	2146	2275	2422	2664	2887	3111	3305	3548	3776	4084	4521		
		<b>3431L</b>														
		<b>OVERALL DIMENSIONS</b>			<b>SEAT DIMENSIONS</b>			<b>BACK DIMENSIONS</b>								
		IN	39.5	29	28.5	36	19	17	36	12						
MM	1003	737	724	914	483	432	914	305								
	<b>RTA 00</b>	1 per carton														
 <p><b>3431NA</b></p> <p><b>Single Seater - Armless, Wood Legs</b>                      COM: 3.25 YD   2.97 M                      Unit weight: 46 LB   20.9 KG                      Carton weight: 56 LB   25.4 KG                      Carton volume: 28.5 FT³   0.8 MT³</p>	Optional ganging bracket (2 units) for seat to seat on both sides - add \$24.	<b>3431NA</b>	-	1924	2012	2113	2279	2431	2584	2717	2883	3039	3250	3549		
		<b>3431NA</b>														
		<b>OVERALL DIMENSIONS</b>			<b>SEAT DIMENSIONS</b>			<b>BACK DIMENSIONS</b>								
		IN	36.5	29	28.5	36.5	19	17	36.5	12						
MM	927	737	724	927	483	432	927	305								
	<b>RTA 00</b>	1 per carton														
 <p><b>3433R</b>                      <b>3433L</b></p> <p><b>Three Seat Sofa - w/Left or Right Arm, Wood Legs</b>                      COM: 7.75 YD   7.09 M                      Unit weight: 99 LB   45 KG                      Carton weight: 111 LB   50.35 KG                      Carton volume: 41 FT³   1.16 MT³</p>	Optional ganging bracket (1 unit) for seat to seat on 1 side - add \$12.	<b>3433R</b>	-	3073	3283	3523	3918	4282	4647	4964	5360	5732	6235	6948		
		<b>3433L</b>														
		<b>OVERALL DIMENSIONS</b>			<b>SEAT DIMENSIONS</b>			<b>BACK DIMENSIONS</b>								
		IN	75	29	28.5	71	19	17	71	12						
MM	1905	737	724	1803	483	432	1803	305								
	<b>RTA 00</b>	1 per carton														
 <p><b>3433NA</b></p> <p><b>Three Seat Sofa - Armless, Wood Legs</b>                      COM: 6.5 YD   5.94 M                      Unit weight: 90 LB   40.9 KG                      Carton weight: 105 LB   47.63 KG                      Carton volume: 39.25 FT³   1.11 MT³</p>	Optional ganging bracket (2 units) for seat to seat on both sides - add \$24.	<b>3433NA</b>	-	2851	3027	3229	3559	3865	4171	4437	4769	5081	5503	6101		
		<b>3433NA</b>														
		<b>OVERALL DIMENSIONS</b>			<b>SEAT DIMENSIONS</b>			<b>BACK DIMENSIONS</b>								
		IN	72	29	28.5	72	19	17	72	12						
MM	1829	737	724	1829	483	432	1829	305								
	<b>RTA 00</b>	1 per carton														
 <p><b>3434B</b></p> <p><b>Ottoman, Wood Legs</b>                      COM: 1.75 YD   1.6 M                      Unit weight: 36 LB   16.4 KG                      Carton weight: 48 LB   21.77 KG                      Carton volume: 12.5 FT³   0.35 MT³</p>		<b>3434B</b>	-	1484	1531	1586	1675	1757	1839	1911	2000	2084	2198	2359		
		<b>3434B</b>														
		<b>OVERALL DIMENSIONS</b>			<b>SEAT DIMENSIONS</b>			<b>BACK DIMENSIONS</b>								
		IN	35.5	20.5	17.5	-	-	-	-	-						
MM	902	521	445	-	-	-	-	-								
	<b>RTA 00</b>	1 per carton														

DESCRIPTION	FEATURES	MODEL#	STANDARD TEXTILE GRADES											
			1	2	3	4	5	6	7	8	9	10	11	12
 <p><b>Bench, Wood Legs</b>                      COM: 3.5 YD   3.2 M                      Unit weight: 66 LB   30 KG                      Carton weight: 76 LB   34.47 KG                      Carton volume: 18.75 FT³   0.53 MT³</p>		<b>3435B</b>	-	2234	2329	2437	2616	2780	2945	3088	3267	3435	3662	3984
				OVERALL DIMENSIONS			SEAT DIMENSIONS			BACK DIMENSIONS				
				W	D	H	W	D	H	W	H			
				IN 72	20.5	17.5	-	-	17.5	-	-			
			MM 1829	521	445	-	-	445	-	-				
			<b>RTA 00</b>											1 per carton

DESCRIPTION	FEATURES	MODEL#	STANDARD TEXTILE GRADES											
			1	2	3	4	5	6	7	8	9	10	11	12
 <p><b>Bolster Cushion</b>                      COM: 1 YD   0.91 M                      Unit weight: 1 LB   0.5 KG                      Carton weight: 1.5 LB   0.68 KG                      Carton volume: 1.3 FT³   0.03 MT³</p>		<b>3885</b>	-	133	160	191	242	289	336	377	428	476	541	633
				OVERALL DIMENSIONS			SEAT DIMENSIONS			BACK DIMENSIONS				
				W	D	H	W	D	H	W	H			
				IN 16	5	7	-	-	-	-	-			
			MM 406	127	178	-	-	-	-	-				
	1 loose cushion.		<b>RTA 00</b>											1 per carton



WIND LINEAR TABLES



model 3878 (side table - rectangular)

For Wind Linear seating, please see page 328.

STANDARD FEATURES









- Wind Linear is an extension of the Wind lounge series with an emphasis on expansive, clean lines.
- Seating and freestanding tables can be used as stand-alone products. Seating units can be linked together using bridge tables to create infinite configurations.
- Tables are available with metal legs. Please see right column for additional details.
- A variety of glide types are available. Please see right column for additional details. Casters are not available on this series.
- Models are offered in thermally fused laminate finishes to coordinate with Global casegoods and wood seating.





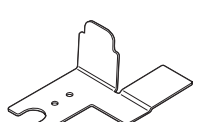
GANGING

- Table bridges can mount outside or in-between seats to accommodate various work and collaborative settings. Requires table attaching bracket kit 3360.
- Bridge corner and end tables mount between chairs and/or sofa units only (at armless ends). Bridge table (model 3884) is only to be used with ottomans and/or benches. Both require table attaching bracket kit 3360.

Please add option codes in the following order:

- **Model number**  
**3878, 3879, 3880, 3881L + 3883**  
 Metal leg tables  
**3882 + 3884**  
 Bridge tables (no legs)
- **Laminate top finish (LPL)**  
 Absolute Acajou (ACJ), Asian Night (ASN), Avant Cherry (AWC), Avant Honey (AWH), Black (BLK), Blizzard (BZD), Brushed Cobalt (BRC), Clear Maple (CMB), Custom Grey (CGY), Dark Espresso (DES), Designer White (DWT), Fashionista (FAS), First Class (FCL), Noce Biondo (NBL), Noce Grigio (NGL), Noce Leggero (NEL), Noce Medio (NML), Quartered Mahogany (QTM), Sheer Beauty (SBY), Stonedust (SDT), Storm Grey (SOG), Walnut Heights (WHE), White Chocolate (WHC) and Winter Cherry (WCR).
- **Leg finish (metal)**  
 For metal leg frame finish options, please see page 378. Upcharges apply for plated finishes:  
**(CHM)** Chrome. No upcharge (except on bridge corner table model 3881 - add \$61)  
**(BCH)** Brushed Chrome. Add \$73.  
**(SBR)** Satin Brass. Add \$189.  
**(ACO)** Antique Copper. Add \$189.
- **Glide type (metal legs only)**  
**(GL)** Black glide for most surfaces (standard)  
**(NM)** non-marking glides for most surfaces.  
 No upcharge.

DESCRIPTION	FEATURES	MODEL #	STANDARD TEXTILE GRADES							
 <p><b>Side Table - Rectangular, Metal Legs</b>                      COM: N/A                      Unit weight: 30 LB   13.6 KG                      Carton weight: 38 LB   17.24 KG                      Carton volume: 11.5 FT³   0.32 MT³</p>	Freestanding.	<b>3878</b>	List price							
			1112							
			<b>OVERALL DIMENSIONS</b> W D H			<b>SEAT DIMENSIONS</b> W D H			<b>BACK DIMENSIONS</b> W H	
			IN	20	25	16	-	-	-	-
MM	508	635	406	-	-	-	-	-		
		 	1 per carton							
 <p><b>Side Table - 25" Square, Metal Legs</b>                      COM: N/A                      Unit weight: 32 LB   14.5 KG                      Carton weight: 40 LB   18.14 KG                      Carton volume: 11.5 FT³   0.32 MT³</p>	Freestanding.	<b>3879</b>	List price							
			1241							
			<b>OVERALL DIMENSIONS</b> W D H			<b>SEAT DIMENSIONS</b> W D H			<b>BACK DIMENSIONS</b> W H	
			IN	25	25	16	-	-	-	-
MM	635	635	406	-	-	-	-	-		
		 	1 per carton							
 <p><b>Coffee Table - 54", Metal Legs</b>                      COM: N/A                      Unit weight: 39 LB   17.7 KG                      Carton weight: 52 LB   23.59 KG                      Carton volume: 16 FT³   0.45 MT³</p>	Freestanding.	<b>3880</b>	List price							
			1393							
			<b>OVERALL DIMENSIONS</b> W D H			<b>SEAT DIMENSIONS</b> W D H			<b>BACK DIMENSIONS</b> W H	
			IN	54	20	15	-	-	-	-
MM	1372	508	381	-	-	-	-	-		
			1 per carton							

DESCRIPTION	FEATURES	MODEL#	STANDARD TEXTILE GRADES																																			
 <p><b>3881R</b>      <b>3881L</b></p> <p><b>Bridge Corner Table - Right or Left, Metal Legs</b>                      COM: N/A                      Unit weight: 25 LB   11.4 KG                      Carton weight: 33 LB   14.97 KG                      Carton volume: 11.5 FT³   0.32 MT³</p>	<p>Requires bracket kit (3360).</p> <p>Chrome (CHM) leg frame finish - add \$Empty Field</p>	<p>List price</p> <p><b>3881R</b>      1502                      3881L</p>																																				
		<table border="1"> <thead> <tr> <th colspan="3">OVERALL DIMENSIONS</th> <th colspan="3">SEAT DIMENSIONS</th> <th colspan="2">BACK DIMENSIONS</th> </tr> <tr> <th>W</th> <th>D</th> <th>H</th> <th>W</th> <th>D</th> <th>H</th> <th>W</th> <th>H</th> </tr> </thead> <tbody> <tr> <td>IN 25</td> <td>25</td> <td>12</td> <td>-</td> <td>-</td> <td>-</td> <td>-</td> <td>-</td> </tr> <tr> <td>MM 635</td> <td>635</td> <td>305</td> <td>-</td> <td>-</td> <td>-</td> <td>-</td> <td>-</td> </tr> </tbody> </table>	OVERALL DIMENSIONS			SEAT DIMENSIONS			BACK DIMENSIONS		W	D	H	W	D	H	W	H	IN 25	25	12	-	-	-	-	-	MM 635	635	305	-	-	-	-	-				
OVERALL DIMENSIONS			SEAT DIMENSIONS			BACK DIMENSIONS																																
W	D	H	W	D	H	W	H																															
IN 25	25	12	-	-	-	-	-																															
MM 635	635	305	-	-	-	-	-																															
		<p>RTA 00      courier</p> <p>1 per carton</p>																																				
 <p><b>Bridge End Table</b>                      COM: N/A                      Unit weight: 20 LB   9.1 KG                      Carton weight: 25 LB   11.34 KG                      Carton volume: 3.4 FT³   0.09 MT³</p>	<p>Requires bracket kit (3360).</p> <p>To be used with chair and sofa models. Not usable with bench or ottoman models.</p>	<p>List price</p> <p><b>3882</b>      789</p>																																				
		<table border="1"> <thead> <tr> <th colspan="3">OVERALL DIMENSIONS</th> <th colspan="3">SEAT DIMENSIONS</th> <th colspan="2">BACK DIMENSIONS</th> </tr> <tr> <th>W</th> <th>D</th> <th>H</th> <th>W</th> <th>D</th> <th>H</th> <th>W</th> <th>H</th> </tr> </thead> <tbody> <tr> <td>IN 20</td> <td>25</td> <td>5</td> <td>-</td> <td>-</td> <td>-</td> <td>-</td> <td>-</td> </tr> <tr> <td>MM 508</td> <td>635</td> <td>127</td> <td>-</td> <td>-</td> <td>-</td> <td>-</td> <td>-</td> </tr> </tbody> </table>	OVERALL DIMENSIONS			SEAT DIMENSIONS			BACK DIMENSIONS		W	D	H	W	D	H	W	H	IN 20	25	5	-	-	-	-	-	MM 508	635	127	-	-	-	-	-				
OVERALL DIMENSIONS			SEAT DIMENSIONS			BACK DIMENSIONS																																
W	D	H	W	D	H	W	H																															
IN 20	25	5	-	-	-	-	-																															
MM 508	635	127	-	-	-	-	-																															
		<p>RTA 00      courier</p> <p>1 per carton</p>																																				
 <p><b>Low Side Table, Metal Legs</b>                      COM: N/A                      Unit weight: 26 LB   11.8 KG                      Carton weight: 32 LB   14.51 KG                      Carton volume: 11.5 FT³   0.32 MT³</p>	<p>Freestanding.</p>	<p>List price</p> <p><b>3883</b>      1098</p>																																				
		<table border="1"> <thead> <tr> <th colspan="3">OVERALL DIMENSIONS</th> <th colspan="3">SEAT DIMENSIONS</th> <th colspan="2">BACK DIMENSIONS</th> </tr> <tr> <th>W</th> <th>D</th> <th>H</th> <th>W</th> <th>D</th> <th>H</th> <th>W</th> <th>H</th> </tr> </thead> <tbody> <tr> <td>IN 20</td> <td>25</td> <td>12</td> <td>-</td> <td>-</td> <td>-</td> <td>-</td> <td>-</td> </tr> <tr> <td>MM 508</td> <td>635</td> <td>305</td> <td>-</td> <td>-</td> <td>-</td> <td>-</td> <td>-</td> </tr> </tbody> </table>	OVERALL DIMENSIONS			SEAT DIMENSIONS			BACK DIMENSIONS		W	D	H	W	D	H	W	H	IN 20	25	12	-	-	-	-	-	MM 508	635	305	-	-	-	-	-				
OVERALL DIMENSIONS			SEAT DIMENSIONS			BACK DIMENSIONS																																
W	D	H	W	D	H	W	H																															
IN 20	25	12	-	-	-	-	-																															
MM 508	635	305	-	-	-	-	-																															
		<p>RTA 00      courier</p> <p>1 per carton</p>																																				
 <p><b>Bridge Table - 20" Square</b>                      COM: N/A                      Unit weight: 18 LB   8.2 KG                      Carton weight: 23 LB   10.43 KG                      Carton volume: 3.4 FT³   0.09 MT³</p>	<p>Requires bracket kit (3360).</p> <p>To be used with bench and ottoman models. Not usable with chair or sofa models</p>	<p>List price</p> <p><b>3884</b>      710</p>																																				
		<table border="1"> <thead> <tr> <th colspan="3">OVERALL DIMENSIONS</th> <th colspan="3">SEAT DIMENSIONS</th> <th colspan="2">BACK DIMENSIONS</th> </tr> <tr> <th>W</th> <th>D</th> <th>H</th> <th>W</th> <th>D</th> <th>H</th> <th>W</th> <th>H</th> </tr> </thead> <tbody> <tr> <td>IN 20</td> <td>20</td> <td>5</td> <td>-</td> <td>-</td> <td>-</td> <td>-</td> <td>-</td> </tr> <tr> <td>MM 508</td> <td>508</td> <td>127</td> <td>-</td> <td>-</td> <td>-</td> <td>-</td> <td>-</td> </tr> </tbody> </table>	OVERALL DIMENSIONS			SEAT DIMENSIONS			BACK DIMENSIONS		W	D	H	W	D	H	W	H	IN 20	20	5	-	-	-	-	-	MM 508	508	127	-	-	-	-	-				
OVERALL DIMENSIONS			SEAT DIMENSIONS			BACK DIMENSIONS																																
W	D	H	W	D	H	W	H																															
IN 20	20	5	-	-	-	-	-																															
MM 508	508	127	-	-	-	-	-																															
		<p>RTA 00</p> <p>1 per carton</p>																																				
 <p><b>Table Bracket Kit</b>                      COM: N/A                      Unit weight: 1 LB   0.5 KG                      Carton weight: 1.5 LB   0.68 KG                      Carton volume: 0.5 FT³   0.01 MT³</p>	<p>Kit includes 4 brackets and hardware. Use with models 3881L, 3881R, 3882, 3884, 3436R and 3436L.</p> <p>1 kit per carton.</p>	<p>List price</p> <p><b>3360</b>      125</p>																																				
		<table border="1"> <thead> <tr> <th colspan="3">OVERALL DIMENSIONS</th> <th colspan="3">SEAT DIMENSIONS</th> <th colspan="2">BACK DIMENSIONS</th> </tr> <tr> <th>W</th> <th>D</th> <th>H</th> <th>W</th> <th>D</th> <th>H</th> <th>W</th> <th>H</th> </tr> </thead> <tbody> <tr> <td>IN 5</td> <td>7.5</td> <td>3</td> <td>-</td> <td>-</td> <td>-</td> <td>-</td> <td>-</td> </tr> <tr> <td>MM 127</td> <td>191</td> <td>76</td> <td>-</td> <td>-</td> <td>-</td> <td>-</td> <td>-</td> </tr> </tbody> </table>	OVERALL DIMENSIONS			SEAT DIMENSIONS			BACK DIMENSIONS		W	D	H	W	D	H	W	H	IN 5	7.5	3	-	-	-	-	-	MM 127	191	76	-	-	-	-	-				
OVERALL DIMENSIONS			SEAT DIMENSIONS			BACK DIMENSIONS																																
W	D	H	W	D	H	W	H																															
IN 5	7.5	3	-	-	-	-	-																															
MM 127	191	76	-	-	-	-	-																															
		<p>RTA 00      courier</p> <p>1 kit per carton.</p>																																				

# heavy duty / 24 hr



Concorde Executive 24HR.....339



G1 Ergo Select TS.....340



Granada TS .....335



Granada Deluxe TS .....335



Malaga TS.....336



ObusForme Comfort TS.....337



ObusForme Comfort XL.....342



Robust.....347



Saxon .....348



Truform TS.....337



Vion TS.....349



Yorkdale TS.....338



## TS MODELS



model TS3140-3 Malaga

model TS5451-3 Truform


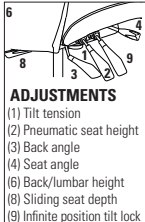


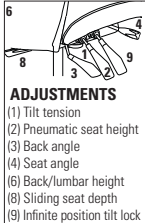


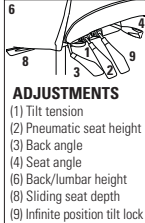

## STANDARD FEATURES


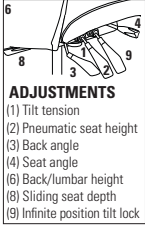


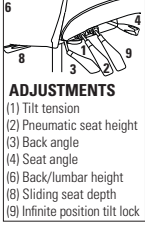


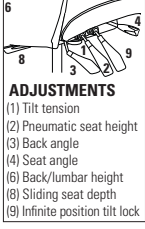


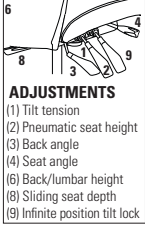


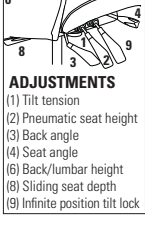

- TS models are available within standard series. TS stands for “three shift” and all of the TS models are rated for 24/7 applications as well as weight rated up to 350 lbs.
- Multi-tilter models feature a heavy duty mechanism.
- Multi-tilters are standard with pneumatic seat height, sliding seat depth adjustment, forward and rearward seat tilt with infinite lock, free floating back angle control and tilt tension control.
- Heavy duty stools are standard with a fixed back, seat depth and pneumatic seat height adjustments, swivels with adjustable Chrome footrest.
- All models are standard with either Ultracell or molded heavy duty seat foam.
- All models have a heavy duty 3” wide back upright.
- All models (except Truform) have outer back panels retained by trim screws for extra security.
- All models (except Truform) are standard with clear vinyl bumper guards around their outside backs.
- Dual wheel carpet casters (**C10**) are standard on all models, except Truform which comes standard with (**C1**).


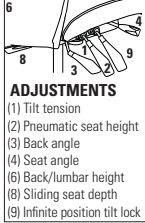


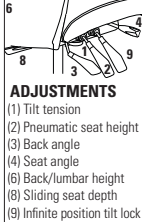


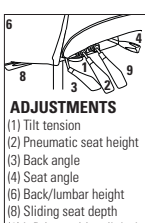


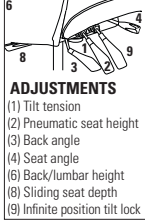


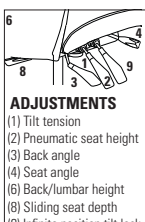

## OPTIONAL FEATURES


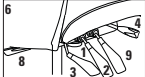


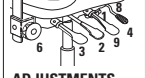


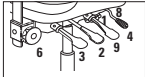

- Optional abrasion resistant outer back fabric (polyester) is available (except Truform TS). Resistant to impact damage. Available in Black only. Please specify (**BKB**). Add \$9.
- For 24 hour application, Global’s Limited Lifetime Warranty is applicable only on fabrics that are rated for 100,000 double rubs.
- For hard surface flooring casters, please specify (**C10R**). Add \$20. For hard surface flooring casters on Truform models, please specify (**C9R**). Add \$21.
- For additional arm/caster options, please refer to the Arm and Caster section (page 351). *Optional casters may be priced higher than the standard casters for your chair and the difference will be charged. Lower priced optional casters will not be credited.*

Select series are available with multiple seat sizes. See measurements below.

DESCRIPTION	FEATURES	MODEL #	STANDARD TEXTILE GRADES												
			1	2	3	4	5	6	7	8	9	10	11	12	
 <p><b>Granada TS</b></p> <p><b>LB Heavy Duty Multi-Tilter Plain Back</b>                      COM: 1.5 YD   1.37 M                      Unit weight: 48 LB   21.8 KG                      Carton weight: 58 LB   26.31 KG                      Carton volume: 9.25 FT<sup>3</sup>   0.26 MT<sup>3</sup></p>	 <p><b>ADJUSTMENTS</b>                      (1) Tilt tension                      (2) Pneumatic seat height                      (3) Back angle                      (4) Seat angle                      (6) Back/lumbar height                      (8) Sliding seat depth                      (9) Infinite position tilt lock</p>	<b>TS3212</b>	1050	1098	1139	1185	1262	1332	1403	1464	1541	1613	1710	1848	
			<b>OVERALL DIMENSIONS</b>			<b>SEAT DIMENSIONS</b>			<b>BACK DIMENSIONS</b>						
			<b>W</b>	<b>D</b>	<b>H</b>	<b>W</b>	<b>D</b>	<b>H</b>	<b>W</b>	<b>H</b>					
			IN 26 MM 660	24 610	40 1016	20.5 521	17-19.5 432-495	17.5-21.5 445-546	19 483	17.5-21.5 445-546					
			<b>RTA 2</b>		1 per carton										
 <p><b>Granada TS</b></p> <p><b>HB Heavy Duty Multi-Tilter Plain Back</b>                      COM: 1.75 YD   1.6 M                      Unit weight: 51 LB   23.2 KG                      Carton weight: 55 LB   24.95 KG                      Carton volume: 10.5 FT<sup>3</sup>   0.29 MT<sup>3</sup></p>	 <p><b>ADJUSTMENTS</b>                      (1) Tilt tension                      (2) Pneumatic seat height                      (3) Back angle                      (4) Seat angle                      (6) Back/lumbar height                      (8) Sliding seat depth                      (9) Infinite position tilt lock</p>	<b>TS3217</b>	1088	1144	1191	1246	1335	1417	1499	1571	1660	1744	1858	2019	
			<b>OVERALL DIMENSIONS</b>			<b>SEAT DIMENSIONS</b>			<b>BACK DIMENSIONS</b>						
			<b>W</b>	<b>D</b>	<b>H</b>	<b>W</b>	<b>D</b>	<b>H</b>	<b>W</b>	<b>H</b>					
			IN 26 MM 660	24.5 622	43 1092	20.5 521	17-19.5 432-495	17.5-21.5 445-546	19 483	21.5-25.5 546-648					
			<b>RTA 2</b>		1 per carton										
 <p><b>Granada Deluxe TS</b></p> <p><b>HB Heavy Duty Multi-Tilter</b>                      COM: 2 YD   1.83 M                      Unit weight: 56 LB   25.5 KG                      Carton weight: 65 LB   29.48 KG                      Carton volume: 9.25 FT<sup>3</sup>   0.26 MT<sup>3</sup></p>	 <p><b>ADJUSTMENTS</b>                      (1) Tilt tension                      (2) Pneumatic seat height                      (3) Back angle                      (4) Seat angle                      (6) Back/lumbar height                      (8) Sliding seat depth                      (9) Infinite position tilt lock</p>	<b>TS1170-3</b>	1140	1204	1258	1320	1422	1516	1610	1692	1794	1890	2020	2204	
			<b>OVERALL DIMENSIONS</b>			<b>SEAT DIMENSIONS</b>			<b>BACK DIMENSIONS</b>						
			<b>W</b>	<b>D</b>	<b>H</b>	<b>W</b>	<b>D</b>	<b>H</b>	<b>W</b>	<b>H</b>					
			IN 26 MM 660	23.5 597	45 1143	21 533	18-20.5 457-521	17.5-21.5 445-546	20 508	23-28.25 584-718					
			<b>RTA 2</b>		1 per carton										

DESCRIPTION	FEATURES	MODEL#	STANDARD TEXTILE GRADES																																												
			1	2	3	4	5	6	7	8	9	10	11	12																																	
 <p><b>Granada Deluxe TS</b></p> <p><b>MB Heavy Duty Multi-Tilter</b> COM: 1.75 YD   1.6 M Unit weight: 54 LB   24.5 KG Carton weight: 63 LB   28.58 KG Carton volume: 9.25 FT³   0.26 MT³</p>	 <p><b>ADJUSTMENTS</b> (1) Tilt tension (2) Pneumatic seat height (3) Back angle (4) Seat angle (6) Back/lumbar height (8) Sliding seat depth (9) Infinite position tilt lock</p>	<p>Ergonomic features: A, B, C, D, E, F, G, H, M, N, Q, S</p>	<table border="1"> <tr> <th colspan="3">OVERALL DIMENSIONS</th> <th colspan="3">SEAT DIMENSIONS</th> <th colspan="3">BACK DIMENSIONS</th> </tr> <tr> <th>W</th><th>D</th><th>H</th> <th>W</th><th>D</th><th>H</th> <th>W</th><th>H</th> </tr> <tr> <td>IN 26</td><td>23.5</td><td>41</td> <td>21</td><td>18-20.5</td><td>17.5-21.5</td> <td>20</td><td>19-24.25</td> </tr> <tr> <td>MM 660</td><td>597</td><td>1041</td> <td>533</td><td>457-521</td><td>445-546</td> <td>508</td><td>483-616</td> </tr> </table>												OVERALL DIMENSIONS			SEAT DIMENSIONS			BACK DIMENSIONS			W	D	H	W	D	H	W	H	IN 26	23.5	41	21	18-20.5	17.5-21.5	20	19-24.25	MM 660	597	1041	533	457-521	445-546	508	483-616
			OVERALL DIMENSIONS			SEAT DIMENSIONS			BACK DIMENSIONS																																						
			W	D	H	W	D	H	W	H																																					
			IN 26	23.5	41	21	18-20.5	17.5-21.5	20	19-24.25																																					
MM 660	597	1041	533	457-521	445-546	508	483-616																																								
<p><b>RTA 2</b>  1 per carton</p>																																															
 <p><b>Granada Deluxe TS</b></p> <p><b>HB Heavy Duty Multi-Tilter w/Schukra</b> COM: 2 YD   1.83 M Unit weight: 56 LB   25.5 KG Carton weight: 65 LB   29.48 KG Carton volume: 9.25 FT³   0.26 MT³</p>	 <p><b>ADJUSTMENTS</b> (1) Tilt tension (2) Pneumatic seat height (3) Back angle (4) Seat angle (6) Back/lumbar height (8) Sliding seat depth (9) Infinite position tilt lock</p>	<p>Ergonomic features: A, B, C, D, E, F, G, H, M, N, Q, S, V</p>	<table border="1"> <tr> <th colspan="3">OVERALL DIMENSIONS</th> <th colspan="3">SEAT DIMENSIONS</th> <th colspan="3">BACK DIMENSIONS</th> </tr> <tr> <th>W</th><th>D</th><th>H</th> <th>W</th><th>D</th><th>H</th> <th>W</th><th>H</th> </tr> <tr> <td>IN 26</td><td>23.5</td><td>45</td> <td>21</td><td>18-20.5</td><td>17.5-21.5</td> <td>20</td><td>23-28.25</td> </tr> <tr> <td>MM 660</td><td>597</td><td>1143</td> <td>533</td><td>457-521</td><td>445-546</td> <td>508</td><td>584-718</td> </tr> </table>												OVERALL DIMENSIONS			SEAT DIMENSIONS			BACK DIMENSIONS			W	D	H	W	D	H	W	H	IN 26	23.5	45	21	18-20.5	17.5-21.5	20	23-28.25	MM 660	597	1143	533	457-521	445-546	508	584-718
			OVERALL DIMENSIONS			SEAT DIMENSIONS			BACK DIMENSIONS																																						
			W	D	H	W	D	H	W	H																																					
			IN 26	23.5	45	21	18-20.5	17.5-21.5	20	23-28.25																																					
MM 660	597	1143	533	457-521	445-546	508	584-718																																								
<p><b>RTA 2</b>  1 per carton</p>																																															
 <p><b>Granada Deluxe TS</b></p> <p><b>MB Heavy Duty Multi-Tilter w/Schukra</b> COM: 1.75 YD   1.6 M Unit weight: 54 LB   24.5 KG Carton weight: 63 LB   28.58 KG Carton volume: 9.25 FT³   0.26 MT³</p>	 <p><b>ADJUSTMENTS</b> (1) Tilt tension (2) Pneumatic seat height (3) Back angle (4) Seat angle (6) Back/lumbar height (8) Sliding seat depth (9) Infinite position tilt lock</p>	<p>Ergonomic features: A, B, C, D, E, F, G, H, M, N, Q, S, V</p>	<table border="1"> <tr> <th colspan="3">OVERALL DIMENSIONS</th> <th colspan="3">SEAT DIMENSIONS</th> <th colspan="3">BACK DIMENSIONS</th> </tr> <tr> <th>W</th><th>D</th><th>H</th> <th>W</th><th>D</th><th>H</th> <th>W</th><th>H</th> </tr> <tr> <td>IN 26</td><td>23.5</td><td>41</td> <td>21</td><td>18-20.5</td><td>17.5-21.5</td> <td>20</td><td>19-24.25</td> </tr> <tr> <td>MM 660</td><td>597</td><td>1041</td> <td>533</td><td>457-521</td><td>445-546</td> <td>508</td><td>483-616</td> </tr> </table>												OVERALL DIMENSIONS			SEAT DIMENSIONS			BACK DIMENSIONS			W	D	H	W	D	H	W	H	IN 26	23.5	41	21	18-20.5	17.5-21.5	20	19-24.25	MM 660	597	1041	533	457-521	445-546	508	483-616
			OVERALL DIMENSIONS			SEAT DIMENSIONS			BACK DIMENSIONS																																						
			W	D	H	W	D	H	W	H																																					
			IN 26	23.5	41	21	18-20.5	17.5-21.5	20	19-24.25																																					
MM 660	597	1041	533	457-521	445-546	508	483-616																																								
<p><b>RTA 2</b>  1 per carton</p>																																															
 <p><b>Malaga TS</b></p> <p><b>HB Heavy Duty Multi-Tilter</b> COM: 1.75 YD   1.6 M Unit weight: 52 LB   23.6 KG Carton weight: 61 LB   27.67 KG Carton volume: 9.25 FT³   0.26 MT³</p>	 <p><b>ADJUSTMENTS</b> (1) Tilt tension (2) Pneumatic seat height (3) Back angle (4) Seat angle (6) Back/lumbar height (8) Sliding seat depth (9) Infinite position tilt lock</p>	<p>Ergonomic features: A, B, C, D, E, F, G, H, M, N, Q, S</p>	<table border="1"> <tr> <th colspan="3">OVERALL DIMENSIONS</th> <th colspan="3">SEAT DIMENSIONS</th> <th colspan="3">BACK DIMENSIONS</th> </tr> <tr> <th>W</th><th>D</th><th>H</th> <th>W</th><th>D</th><th>H</th> <th>W</th><th>H</th> </tr> <tr> <td>IN 25</td><td>25</td><td>44</td> <td>20</td><td>17.5-20</td><td>16.75-20.75</td> <td>18.5</td><td>25-29</td> </tr> <tr> <td>MM 635</td><td>635</td><td>1118</td> <td>508</td><td>445-508</td><td>425-527</td> <td>470</td><td>635-737</td> </tr> </table>												OVERALL DIMENSIONS			SEAT DIMENSIONS			BACK DIMENSIONS			W	D	H	W	D	H	W	H	IN 25	25	44	20	17.5-20	16.75-20.75	18.5	25-29	MM 635	635	1118	508	445-508	425-527	470	635-737
			OVERALL DIMENSIONS			SEAT DIMENSIONS			BACK DIMENSIONS																																						
			W	D	H	W	D	H	W	H																																					
			IN 25	25	44	20	17.5-20	16.75-20.75	18.5	25-29																																					
MM 635	635	1118	508	445-508	425-527	470	635-737																																								
<p><b>RTA 2</b>  1 per carton</p>																																															
 <p><b>Malaga TS</b></p> <p><b>LB Heavy Duty Multi-Tilter</b> COM: 1.5 YD   1.37 M Unit weight: 51 LB   23.2 KG Carton weight: 60 LB   27.22 KG Carton volume: 9.25 FT³   0.26 MT³</p>	 <p><b>ADJUSTMENTS</b> (1) Tilt tension (2) Pneumatic seat height (3) Back angle (4) Seat angle (6) Back/lumbar height (8) Sliding seat depth (9) Infinite position tilt lock</p>	<p>Ergonomic features: A, B, C, D, E, F, G, H, M, N, Q, S</p>	<table border="1"> <tr> <th colspan="3">OVERALL DIMENSIONS</th> <th colspan="3">SEAT DIMENSIONS</th> <th colspan="3">BACK DIMENSIONS</th> </tr> <tr> <th>W</th><th>D</th><th>H</th> <th>W</th><th>D</th><th>H</th> <th>W</th><th>H</th> </tr> <tr> <td>IN 25</td><td>24.5</td><td>39.75</td> <td>20</td><td>17.5-20</td><td>16.75-20.75</td> <td>18.5</td><td>20.5-24.5</td> </tr> <tr> <td>MM 635</td><td>622</td><td>1010</td> <td>508</td><td>445-508</td><td>425-527</td> <td>470</td><td>521-622</td> </tr> </table>												OVERALL DIMENSIONS			SEAT DIMENSIONS			BACK DIMENSIONS			W	D	H	W	D	H	W	H	IN 25	24.5	39.75	20	17.5-20	16.75-20.75	18.5	20.5-24.5	MM 635	622	1010	508	445-508	425-527	470	521-622
			OVERALL DIMENSIONS			SEAT DIMENSIONS			BACK DIMENSIONS																																						
			W	D	H	W	D	H	W	H																																					
			IN 25	24.5	39.75	20	17.5-20	16.75-20.75	18.5	20.5-24.5																																					
MM 635	622	1010	508	445-508	425-527	470	521-622																																								
<p><b>RTA 1</b>  1 per carton</p>																																															

DESCRIPTION	FEATURES	MODEL#	STANDARD TEXTILE GRADES													
			1	2	3	4	5	6	7	8	9	10	11	12		
 <p><b>ObusForme Comfort TS</b></p> <p><b>HB Heavy Duty Multi-Tilter</b> COM: 2.25 YD   2.06 M Unit weight: 65 LB   29.5 KG Carton weight: 78 LB   35.38 KG Carton volume: 11 FT<sup>3</sup>   0.31 MT<sup>3</sup></p>	 <p><b>ADJUSTMENTS</b> (1) Tilt tension (2) Pneumatic seat height (3) Back angle (4) Seat angle (6) Back/lumbar height (8) Sliding seat depth (9) Infinite position tilt lock</p>	<b>TS1240-3</b> 1222 1294 1355 1425 1539 1645 1751 1843 1958 2066 2212 2419 <b>TS1240P-3</b> Petite seat IN W19.5 D16.75-19.25 H16-20   MM W495 D425-489 H406-508														
		<b>OVERALL DIMENSIONS</b> W D H IN 26 25 48 MM 660 635 1219	<b>SEAT DIMENSIONS</b> W D H 21 17.5-20 16-20 533 445-508 406-508	<b>BACK DIMENSIONS</b> W H 19.5 27-32.25 495 686-819	<b>RTA 2</b>	 1 per carton										
		Ergonomic features: A, B, C, D, E, F, G, H, M, N, Q, R, S														
 <p><b>ObusForme Comfort TS</b></p> <p><b>MB Heavy Duty Multi-Tilter</b> COM: 2 YD   1.83 M Unit weight: 63 LB   28.6 KG Carton weight: 75 LB   34.02 KG Carton volume: 10.5 FT<sup>3</sup>   0.29 MT<sup>3</sup></p>	 <p><b>ADJUSTMENTS</b> (1) Tilt tension (2) Pneumatic seat height (3) Back angle (4) Seat angle (6) Back/lumbar height (8) Sliding seat depth (9) Infinite position tilt lock</p>	<b>TS1241-3</b> 1164 1228 1282 1344 1446 1540 1634 1716 1818 1914 2044 2228 <b>TS1241P-3</b> Petite seat IN W19.5 D16.75-19.25 H16-20   MM W495 D425-489 H406-508														
		<b>OVERALL DIMENSIONS</b> W D H IN 26 25 44 MM 660 635 1118	<b>SEAT DIMENSIONS</b> W D H 21 17.5-20 16-20 533 445-508 406-508	<b>BACK DIMENSIONS</b> W H 19.5 22-27.25 495 559-692	<b>RTA 2</b>	 1 per carton										
		Ergonomic features: A, B, C, D, E, F, G, H, M, N, Q, R, S														
 <p><b>ObusForme Comfort TS</b></p> <p><b>HB Heavy Duty Multi-Tilter w/Schukra</b> COM: 2.25 YD   2.06 M Unit weight: 65 LB   29.5 KG Carton weight: 78 LB   35.38 KG Carton volume: 11 FT<sup>3</sup>   0.31 MT<sup>3</sup></p>	 <p><b>ADJUSTMENTS</b> (1) Tilt tension (2) Pneumatic seat height (3) Back angle (4) Seat angle (6) Back/lumbar height (8) Sliding seat depth (9) Infinite position tilt lock</p>	<b>TS1260-3</b> 1343 1415 1476 1546 1660 1766 1872 1964 2079 2187 2333 2540 <b>TS1260P-3</b> Petite seat IN W19.5 D16.75-19.25 H16-20   MM W495 D425-489 H406-508														
		<b>OVERALL DIMENSIONS</b> W D H IN 26 25 48 MM 660 635 1219	<b>SEAT DIMENSIONS</b> W D H 21 17.5-20 16-20 533 445-508 406-508	<b>BACK DIMENSIONS</b> W H 19.5 27-32.25 495 686-819	<b>RTA 2</b>	 1 per carton										
		Ergonomic features: A, B, C, D, E, F, G, H, M, N, Q, R, S, V														
 <p><b>ObusForme Comfort TS</b></p> <p><b>MB Heavy Duty Multi-Tilter w/Schukra</b> COM: 2 YD   1.83 M Unit weight: 60 LB   27.3 KG Carton weight: 72 LB   32.66 KG Carton volume: 10.5 FT<sup>3</sup>   0.29 MT<sup>3</sup></p>	 <p><b>ADJUSTMENTS</b> (1) Tilt tension (2) Pneumatic seat height (3) Back angle (4) Seat angle (6) Back/lumbar height (8) Sliding seat depth (9) Infinite position tilt lock</p>	<b>TS1261-3</b> 1287 1351 1405 1467 1569 1663 1757 1839 1941 2037 2167 2351 <b>TS1261P-3</b> Petite seat IN W19.5 D16.75-19.25 H16-20   MM W495 D425-489 H406-508														
		<b>OVERALL DIMENSIONS</b> W D H IN 26 25 44 MM 660 635 1118	<b>SEAT DIMENSIONS</b> W D H 21 17.5-20 16-20 533 445-508 406-508	<b>BACK DIMENSIONS</b> W H 19.5 22-27.25 495 559-692	<b>RTA 2</b>	 1 per carton										
		Ergonomic features: A, B, C, D, E, F, G, H, M, N, Q, R, S, V														
 <p><b>Truform TS</b></p> <p><b>HB Heavy Duty Multi-Tilter</b> COM: 2 YD   1.83 M Unit weight: 58 LB   26.4 KG Carton weight: 63 LB   28.58 KG Carton volume: 10.5 FT<sup>3</sup>   0.29 MT<sup>3</sup></p>	 <p><b>ADJUSTMENTS</b> (1) Tilt tension (2) Pneumatic seat height (3) Back angle (4) Seat angle (6) Back/lumbar height (8) Sliding seat depth (9) Infinite position tilt lock</p>	<b>TS5450-3</b> 1117 1181 1235 1297 1399 1493 1587 1669 1771 1867 1997 2181														
		<b>OVERALL DIMENSIONS</b> W D H IN 26 25 42 MM 660 635 1067	<b>SEAT DIMENSIONS</b> W D H 20 18-20.5 16.5-20.5 508 457-521 419-521	<b>BACK DIMENSIONS</b> W H 20 23.5-26 508 597-660	<b>RTA 2</b>	 1 per carton										
		Ergonomic features: A, B, C, D, E, F, G, H, M, N, Q, S														

DESCRIPTION	FEATURES	MODEL#	STANDARD TEXTILE GRADES											
			1	2	3	4	5	6	7	8	9	10	11	12
 <p><b>Truform TS</b></p> <p><b>MB Heavy Duty Multi-Tilter</b>                      COM: 1.75 YD   1.6 M                      Unit weight: 55 LB   25 KG                      Carton weight: 60 LB   27.22 KG                      Carton volume: 10.5 FT<sup>3</sup>   0.29 MT<sup>3</sup></p>	 <p><b>ADJUSTMENTS</b>                      (1) Tilt tension                      (2) Pneumatic seat height                      (3) Back angle                      (4) Seat angle                      (6) Back/lumbar height                      (8) Sliding seat depth                      (9) Infinite position tilt lock</p> <p>Ergonomic features:                      A, B, C, D, E, F, G, H, M, N, Q, S</p>	<b>TS5451-3</b>	1057	1113	1160	1215	1304	1386	1468	1540	1629	1713	1827	1988
		<b>OVERALL DIMENSIONS</b> W D H			<b>SEAT DIMENSIONS</b> W D H			<b>BACK DIMENSIONS</b> W H						
		IN	26	25	38.5	20	18-20.5	16.5-20.5	20	20-22.5				
		MM	660	635	978	508	457-521	419-521	508	508-572				
				<b>RTA 1</b>		1 per carton								
 <p><b>Yorkdale TS</b></p> <p><b>HB Heavy Duty Multi-Tilter</b>                      COM: 1.75 YD   1.6 M                      Unit weight: 44 LB   20 KG                      Carton weight: 50 LB   22.68 KG                      Carton volume: 9.75 FT<sup>3</sup>   0.27 MT<sup>3</sup></p>	 <p><b>ADJUSTMENTS</b>                      (1) Tilt tension                      (2) Pneumatic seat height                      (3) Back angle                      (4) Seat angle                      (6) Back/lumbar height                      (8) Sliding seat depth                      (9) Infinite position tilt lock                      Center tilt action</p> <p>Ergonomic features:                      A, B, C, D, E, F, G, H, M, N, Q, S</p>	<b>TS2330</b>	971	1027	1074	1129	1218	1300	1382	1454	1543	1627	1741	1902
		<b>OVERALL DIMENSIONS</b> W D H			<b>SEAT DIMENSIONS</b> W D H			<b>BACK DIMENSIONS</b> W H						
		IN	24	25	42	20.5	17.5	16.5-20.5	19	21.5-23.5				
		MM	610	635	1067	521	445	419-521	483	546-597				
				<b>RTA 2</b>		1 per carton								
 <p><b>Yorkdale TS</b></p> <p><b>LB Heavy Duty Multi-Tilter</b>                      COM: 1.5 YD   1.37 M                      Unit weight: 42 LB   19.1 KG                      Carton weight: 48 LB   21.77 KG                      Carton volume: 9.75 FT<sup>3</sup>   0.27 MT<sup>3</sup></p>	 <p><b>ADJUSTMENTS</b>                      (1) Tilt tension                      (2) Pneumatic seat height                      (3) Back angle                      (4) Seat angle                      (6) Back/lumbar height                      (8) Sliding seat depth                      (9) Infinite position tilt lock                      Center tilt action</p> <p>Ergonomic features:                      A, B, C, D, E, F, G, H, M, N, Q, S</p>	<b>TS2331</b>	916	964	1005	1051	1128	1198	1269	1330	1407	1479	1576	1714
		<b>OVERALL DIMENSIONS</b> W D H			<b>SEAT DIMENSIONS</b> W D H			<b>BACK DIMENSIONS</b> W H						
		IN	24	25	36	20.5	17.5	16.5-20.5	19	16.5-18.5				
		MM	610	635	914	521	445	419-521	483	419-470				
				<b>RTA 2</b>		1 per carton								



CONCORDE EXECUTIVE 24HR



model 2424




**Push Button**  
 Located within easy reach. Promotes good posture as you move to various positions.

STANDARD FEATURES

- All adjustments are made with push button controls that are conveniently located in full view for easy use.
- Compound curved molded foam seat and back cushions.
- Seat cushion with Velcro attachment is easily removed and make cleaning easy.
- Rated for multi-shift use for persons up to 350 lbs.
- Standard with Allen-bolted width adjustable arms (Allen key included). Arms adjust 1.25" wider on each side, a total of 2.5" extra width.
- Pneumatic seat height adjustment and five position tilt lock. Tilt tension control.
- Ratchet style back height adjustment.
- All models are standard with a five prong, injection molded, fiberglass reinforced nylon Black spider base and button covers with dual wheel carpet casters (C10).
- For 24 hour application, Global's Limited Lifetime Warranty is applicable only on fabrics that are rated for 100,000 double rubs.

OPTIONAL FEATURES

- Models are not available with (C7) glides.
- For hard surface flooring casters, please specify (C10R). Add \$20.

DESCRIPTION	FEATURES	MODEL #	STANDARD TEXTILE GRADES											
			1	2	3	4	5	6	7	8	9	10	11	12
 <b>HB Synchro-Tilter Concorde Executive 24HR</b> COM: 2.5 YD   2.29 M Unit weight: 70 LB   31.8 KG Carton weight: 81.5 LB   36.97 KG Carton volume: 24.5 FT³   0.69 MT³	<b>ADJUSTMENTS</b> - Tilt tension - Sliding seat depth - 7 position back height - Synchro tilt action - Anti kick back - 2 button control  <b>Right arm</b> - Pneumatic seat height  <b>Left arm</b> - 5 position tilt lock	<b>2424</b>	-	2716	2784	2861	2989	3106	3224	3326	3454	3574	3736	3966
		Seat depth adjust: 16" to 18"												
		<b>2424-18</b>	-	2716	2784	2861	2989	3106	3224	3326	3454	3574	3736	3966
Deep seat - Seat depth adjust: 18" to 20"														
			<b>OVERALL DIMENSIONS</b>			<b>SEAT DIMENSIONS</b>			<b>BACK DIMENSIONS</b>					
			<b>W</b>	<b>D</b>	<b>H</b>	<b>W</b>	<b>D</b>	<b>H</b>	<b>W</b>	<b>H</b>				
		IN	28.5	27	50	21	16-18	18-22	21	28-31				
		MM	724	686	1270	533	406-457	457-559	533	711-787				
			<b>RTA 00</b>		1 per carton									

Ergonomic features:  
 A, B, C, D, E, L, M, N, Q, T



G1 ERGO SELECT TS



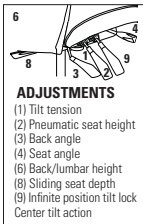
model TS7331-3 H1



model TS7333-3 G5

MECHANISM:

Multi-tilter mechanism (-3)



Ergonomic features:

A, B, C, D, E, F, G, H, M, N, Q, R, S, U

STANDARD FEATURES

- TS models are available within the standard G1 Ergo Select series. TS stands for "three shift" and each TS model is rated for 24/7 applications as well as weight rated up to 350 lbs.
- Models feature a heavy duty multi-tilter mechanism, cylinder and molded heavy duty seat foam.
- Standard with pneumatic seat height, forward and rearward seat tilt with infinite lock, free floating back angle control, tilt tension control and side activated sliding seat depth.
- Available in three back heights and two seat sizes (standard or generous).
- Stitch detail on edges of seat and back is discrete, using matched thread as standard.
- Standard with height and width adjustable (G5) arms with sliding armcaps. Armcaps also articulate inwards and outwards to aim toward the keyboard or mouse area.
- Five prong, injection molded, fiberglass reinforced nylon Black base with (C82) dual wheel carpet casters.
- G1 Ergo Select is fully compliant with latest BIFMA G1, GSA and CGSB specifications.
- For 24 hour applications, Global's Limited Lifetime Warranty is applicable only on fabrics that are rated for 100,000 double rubs.
- Upholstery options: fabric, vinyl or leather. Vinyl and leather models may feature stitch detail across the seat and/or back cushions, if applicable. Grade 2 and above textiles are recommended for 24/7 applications.

OPTIONAL FEATURES

- Upholstery is available with exaggerated top stitch detail (heavier thread). 14 coordinating or contrasting colors may be selected. Please specify.
- Optional Ergo Select arms are height (4") and width adjustable with sliding armcaps. Armcaps also articulate inwards (25°) and outwards (25°) to aim toward the keyboard or mouse area.

EXAMPLE G1 ERGO SELECT TS ORDER CODE:




TS7332	-WA53	-3	-S	-H1	-B7	-82	-MS
Model #	Textile	Mechanism	Seat size	Arms	Base	Casters	Stitch detail

Please add option codes in the following order:

- **Model number**  
**TS7331** Medium back with arms.  
**TS7332** High back with arms.  
**TS7333** Extended high back with arms.
- **Textile**  
Specify textile code.
- **Mechanism**  
**(3)** Multi-tilter mechanism.
- **Seat size**  
**(S)** Standard  
**(G)** Generous
- **Arms**  
**(G5)** G5 arms. No upcharge.  
**(H1)** Ergo Select arms. Add \$66.  
**(H2)** Ergo Select arms w/wide armcaps. Add \$106.
- **Base**  
**(B7)** Black nylon B7B base. No upcharge.  
**(A7)** Polished aluminum B7A base. Add \$131.
- **Casters**  
**(82)** C82 dual wheel carpet casters. No upcharge.  
**(8R)** C82R dual wheel hard floor casters. Add \$21.
- **Stitch detail**  
**(MS)** Color matched stitching. Decorative top stitch. No upcharge.  
**(XP)** Black                   **(XB)** Beige  
**(XG)** Copen                   **(XA)** Graphite  
**(XK)** Mahogany           **(XJ)** Natural  
**(XH)** Navy #3               **(XD)** New Grey  
**(XF)** Nickel                   **(XN)** Off-White  
**(XL)** Rubytone              **(XI)** Scarlett  
**(XC)** Smoke                 **(XE)** Taupe  
(colors shown on website)

**G1 Ergo Select TS dimensional information: based on measurements with heavy duty multi-tilter mechanism**

	Distance between arms	Standard arm height	Seat depth range	Standard seat height
<b>Standard seat (S)</b> Heavy duty 4" lift (4L) & (H1) arms	16.0" - 21.5" = 5.5" adjustment 406mm - 546mm = 140mm adj.	7.3" - 11.4"	16.5" - 18.75" 419mm - 476mm	17.5" - 21.5"
<b>Generous seat (G)</b> Heavy duty 4" lift (4L) & (H1) arms	17.25" - 22.75" = 5.5" adjustment 438mm - 578mm = 140mm adj.		17.25" - 19.5" 438mm - 495mm	

DESCRIPTION	FEATURES	MODEL #	STANDARD TEXTILE GRADES											
			1	2	3	4	5	6	7	8	9	10	11	12
 <p><b>Medium Back</b>                      COM: 1.65 YD   1.51 M                      Unit weight: 54 LB   24.5 KG                      Carton weight: 66 LB   29.94 KG                      Carton volume: 10.5 FT³   0.29 MT³</p>		<b>TS7331</b>	1252	1305	1349	1401	1485	1562	1640	1707	1791	1871	1978	2130
			<b>OVERALL DIMENSIONS</b>			<b>SEAT DIMENSIONS</b>			<b>BACK DIMENSIONS</b>					
			<b>W</b>	<b>D</b>	<b>H</b>	<b>W</b>	<b>D</b>	<b>H</b>	<b>W</b>	<b>H</b>				
			IN 24	21.5	42	18.5	15.5-18.5	17.5-21.5	19	22				
			MM 610	546	1067	470	394-470	445-546	483	559				
			<b>RTA 2</b>	1 per carton										
 <p><b>High Back</b>                      COM: 1.75 YD   1.6 M                      Unit weight: 56 LB   25.5 KG                      Carton weight: 68 LB   30.84 KG                      Carton volume: 10.5 FT³   0.29 MT³</p>		<b>TS7332</b>	1278	1334	1381	1436	1525	1607	1689	1761	1850	1934	2048	2209
			<b>OVERALL DIMENSIONS</b>			<b>SEAT DIMENSIONS</b>			<b>BACK DIMENSIONS</b>					
			<b>W</b>	<b>D</b>	<b>H</b>	<b>W</b>	<b>D</b>	<b>H</b>	<b>W</b>	<b>H</b>				
			IN 24.5	23	45.5	19.75	16.5-19.5	17.5-21.5	19	24.5				
			MM 622	584	1156	502	419-495	445-546	483	622				
			<b>RTA 2</b>	1 per carton										
 <p><b>Extended High Back</b>                      COM: 2 YD   1.83 M                      Unit weight: 56 LB   25.5 KG                      Carton weight: 69 LB   31.3 KG                      Carton volume: 11 FT³   0.31 MT³</p>		<b>TS7333</b>	1302	1366	1420	1483	1584	1678	1772	1854	1956	2052	2182	2366
			<b>OVERALL DIMENSIONS</b>			<b>SEAT DIMENSIONS</b>			<b>BACK DIMENSIONS</b>					
			<b>W</b>	<b>D</b>	<b>H</b>	<b>W</b>	<b>D</b>	<b>H</b>	<b>W</b>	<b>H</b>				
			IN 24.5	24	51	19.75	16.5-19.5	17.5-21.5	19	27				
			MM 622	610	1295	502	419-495	445-546	483	686				
			<b>RTA 2</b>	1 per carton										

**OBUSFORME COMFORT XL**



model 1251-0

model 1252-8



**Optional Memory Foam**  
See right for details.

**STANDARD FEATURES**

- ObusForme Comfort XL is a great addition to the ObusForme family and is recommended by chiropractors worldwide.
- Specifically intended for users of above average height and/or weight (not intended for average size users).
- All models provide additional height and/or seat depth, designed to meet the requirements of the large occupant chair (BIFMA X5.11).
- Features an elastomeric back support system that provides impressive comfortable support with no pressure points along the spine, with a compound curved back and seat.
- Standard seat foam is extra thick dual cushion with a soft top layer and a firmly supportive lower layer.
- Height, width and depth adjustable (**G3**) arms with self-skinned urethane (SSU) arm pads. Armcaps articulate inwards 30°.
- Standard with Global's high quality Soft Descent™ pneumatic lift which slowly and gently lowers the seat height of the chair making it easy to obtain the exact seat height you desire.
- Vari-Width (**WA**) width adjustable arm extensions are standard when chair is ordered with adjustable arms. Allows the arms to move away from the seat by 2" on each side to allow space if desired for broader hip widths.

- Side activated sliding seat depth adjustment (**MD**) is standard on all models.
- Vertical back height ratchet adjustment of 5.25" is standard on all models.
- Five prong, injection molded, fiberglass reinforced nylon base (28" in diameter) in Black only with dual wheel carpet casters (**C65**).
- All models are rated for 400 lbs.
- All models ship fully assembled in the box.
- Upholstery options: fabric, vinyl or leather. Vinyl and leather models may feature stitch detail across the seat and/or back cushions, if applicable.

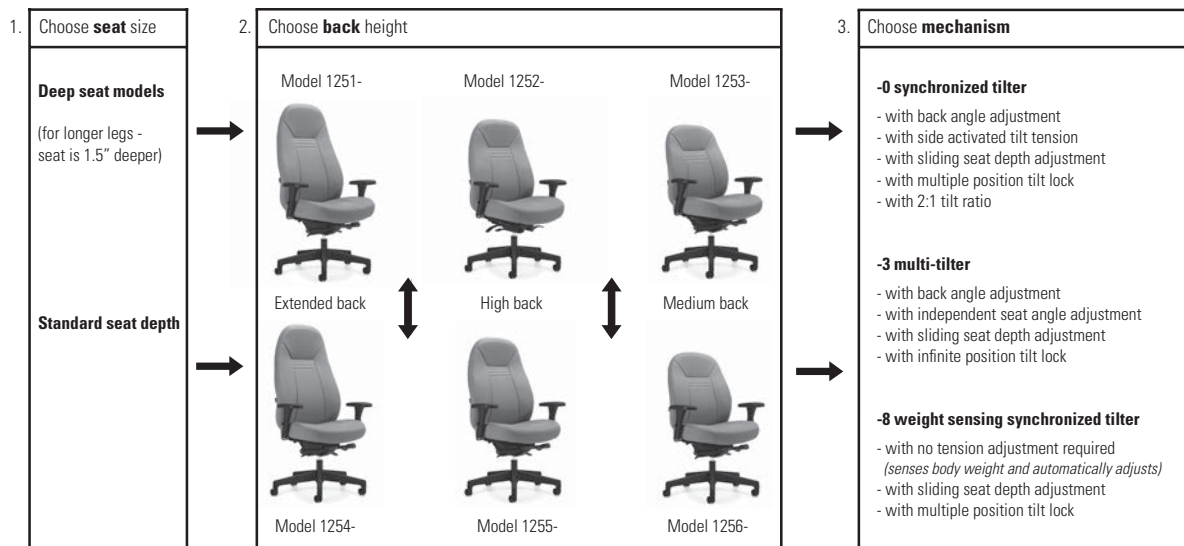
**OPTIONAL FEATURES**

- For hard surface flooring casters, please specify (**C65R**). Add \$21.

For ObusForme Comfort Heavy Duty TS (three shift) models, please refer to page 337

**Big & Tall ObusForme Comfort XL: Product Map**

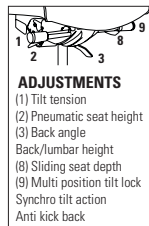
For users of above average height or weight



**DESCRIPTION      FEATURES      MODEL #      STANDARD TEXTILE GRADES**



**Extended Back Synchro-Tilter w/Back Angle Adj.**  
COM: 2.75 YD | 2.51 M  
Unit weight: 58 LB | 26.4 KG  
Carton weight: 69 LB | 31.3 KG  
Carton volume: 26 FT<sup>3</sup> | 0.73 MT<sup>3</sup>



**ADJUSTMENTS**  
(1) Tilt tension  
(2) Pneumatic seat height  
(3) Back angle  
Back/lumbar height  
(8) Sliding seat depth  
(9) Multi position tilt lock  
Synchro tilt action  
Anti kick back


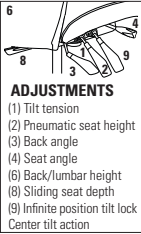

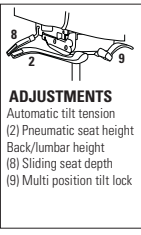

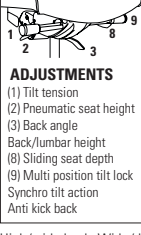

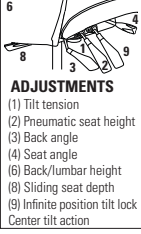

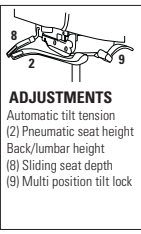
Extra tall/wide back. Wide/deep seat.

Ergonomic features:  
A, B, C, D, E, G, H, L, M, N, Q, R, U

MODEL #	STANDARD TEXTILE GRADES											
	1	2	3	4	5	6	7	8	9	10	11	12
1251-0	1286	1374	1448	1534	1674	1803	1932	2045	2185	2317	2496	2749

	OVERALL DIMENSIONS			SEAT DIMENSIONS			BACK DIMENSIONS	
	W	D	H	W	D	H	W	H
IN	28	26	53	23.5	19-22	17-21	22	31-36.25
MM	711	660	1346	597	483-559	432-533	559	787-921

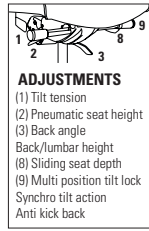
**RTA 00**      1 per carton

DESCRIPTION	FEATURES	MODEL#	STANDARD TEXTILE GRADES														
			1	2	3	4	5	6	7	8	9	10	11	12			
 <p><b>Extended Back Multi-Tilter</b>                      COM: 2.75 YD   2.51 M                      Unit weight: 60 LB   27.3 KG                      Carton weight: 71 LB   32.21 KG                      Carton volume: 26 FT³   0.73 MT³</p>	 <p><b>ADJUSTMENTS</b>                      (1) Tilt tension                      (2) Pneumatic seat height                      (3) Back angle                      (4) Seat angle                      (6) Back/lumbar height                      (8) Sliding seat depth                      (9) Infinite position tilt lock                      Center tilt action</p>	Ergonomic features: A, B, C, D, E, F, G, H, M, N, Q, R, S, U	1251-3	1286	1374	1448	1534	1674	1803	1932	2045	2185	2317	2496	2749		
			<b>OVERALL DIMENSIONS</b>			<b>SEAT DIMENSIONS</b>			<b>BACK DIMENSIONS</b>								
			<b>W</b>	<b>D</b>	<b>H</b>	<b>W</b>	<b>D</b>	<b>H</b>	<b>W</b>	<b>H</b>							
			IN 28	26	53	23.5	19-22	17-21	22	31-36.25							
MM 711	660	1346	597	483-559	432-533	559	787-921										
			<b>RTA 00</b>	1 per carton													
 <p><b>Extended Back Weight Sensing Synchro-Tilter</b>                      COM: 2.75 YD   2.51 M                      Unit weight: 55 LB   25 KG                      Carton weight: 66 LB   29.94 KG                      Carton volume: 26 FT³   0.73 MT³</p>	 <p><b>ADJUSTMENTS</b>                      Automatic tilt tension                      (2) Pneumatic seat height                      Back/lumbar height                      (8) Sliding seat depth                      (9) Multi position tilt lock</p>	Ergonomic features: A, B, C, D, E, H, L, M, N, Q, R, U	1251-8	1286	1374	1448	1534	1674	1803	1932	2045	2185	2317	2496	2749		
			<b>OVERALL DIMENSIONS</b>			<b>SEAT DIMENSIONS</b>			<b>BACK DIMENSIONS</b>								
			<b>W</b>	<b>D</b>	<b>H</b>	<b>W</b>	<b>D</b>	<b>H</b>	<b>W</b>	<b>H</b>							
			IN 28	26	53	23.5	19-22	17-22	22	31-36.25							
MM 711	660	1346	597	483-559	432-559	559	787-921										
			<b>RTA 00</b>	1 per carton													
 <p><b>High Back Synchro-Tilter w/ Back Angle Adj.</b>                      COM: 2.5 YD   2.29 M                      Unit weight: 55 LB   25 KG                      Carton weight: 66.5 LB   30.16 KG                      Carton volume: 24.5 FT³   0.69 MT³</p>	 <p><b>ADJUSTMENTS</b>                      (1) Tilt tension                      (2) Pneumatic seat height                      (3) Back angle                      Back/lumbar height                      (8) Sliding seat depth                      (9) Multi position tilt lock                      Synchro tilt action                      Anti kick back</p>	Ergonomic features: A, B, C, D, E, G, H, L, M, N, Q, R, U	1252-0	1225	1305	1373	1450	1578	1695	1813	1915	2043	2163	2325	2555		
			<b>OVERALL DIMENSIONS</b>			<b>SEAT DIMENSIONS</b>			<b>BACK DIMENSIONS</b>								
			<b>W</b>	<b>D</b>	<b>H</b>	<b>W</b>	<b>D</b>	<b>H</b>	<b>W</b>	<b>H</b>							
			IN 28	26	48.5	23.5	19-22	17-21	22	26.5-31.75							
MM 711	660	1232	597	483-559	432-533	559	673-806										
			<b>RTA 00</b>	1 per carton													
 <p><b>High Back Multi-Tilter</b>                      COM: 2.5 YD   2.29 M                      Unit weight: 57 LB   25.9 KG                      Carton weight: 68.5 LB   31.07 KG                      Carton volume: 24.5 FT³   0.69 MT³</p>	 <p><b>ADJUSTMENTS</b>                      (1) Tilt tension                      (2) Pneumatic seat height                      (3) Back angle                      (4) Seat angle                      (6) Back/lumbar height                      (8) Sliding seat depth                      (9) Infinite position tilt lock                      Center tilt action</p>	Ergonomic features: A, B, C, D, E, F, G, H, M, N, Q, R, S, U	1252-3	1225	1305	1373	1450	1578	1695	1813	1915	2043	2163	2325	2555		
			<b>OVERALL DIMENSIONS</b>			<b>SEAT DIMENSIONS</b>			<b>BACK DIMENSIONS</b>								
			<b>W</b>	<b>D</b>	<b>H</b>	<b>W</b>	<b>D</b>	<b>H</b>	<b>W</b>	<b>H</b>							
			IN 28	26	48.5	23.5	19-22	17-21	22	26.5-31.75							
MM 711	660	1232	597	483-559	432-533	559	673-806										
			<b>RTA 00</b>	1 per carton													
 <p><b>High Back Weight Sensing Synchro-Tilter</b>                      COM: 2.5 YD   2.29 M                      Unit weight: 52 LB   23.6 KG                      Carton weight: 63.5 LB   28.8 KG                      Carton volume: 24.5 FT³   0.69 MT³</p>	 <p><b>ADJUSTMENTS</b>                      Automatic tilt tension                      (2) Pneumatic seat height                      Back/lumbar height                      (8) Sliding seat depth                      (9) Multi position tilt lock</p>	Ergonomic features: A, B, C, D, E, H, L, M, N, Q, R, U	1252-8	1225	1305	1373	1450	1578	1695	1813	1915	2043	2163	2325	2555		
			<b>OVERALL DIMENSIONS</b>			<b>SEAT DIMENSIONS</b>			<b>BACK DIMENSIONS</b>								
			<b>W</b>	<b>D</b>	<b>H</b>	<b>W</b>	<b>D</b>	<b>H</b>	<b>W</b>	<b>H</b>							
			IN 28	26	48.5	23.5	19-22	17-22	22	26.5-31.75							
MM 711	660	1232	597	483-559	432-559	559	673-806										
			<b>RTA 00</b>	1 per carton													

DESCRIPTION	FEATURES	MODEL#	STANDARD TEXTILE GRADES											
			1	2	3	4	5	6	7	8	9	10	11	12



**Mid Back Synchro-Tilter w/Back Angle Adj.**  
 COM: 2.5 YD | 2.29 M  
 Unit weight: 52 LB | 23.6 KG  
 Carton weight: 63 LB | 28.58 KG  
 Carton volume: 22.5 FT³ | 0.63 MT³



Mid/wide back. Wide/deep seat.  
 Ergonomic features:  
 A, B, C, D, E, G, H, L, M, N, Q, R, U

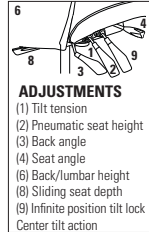
MODEL#	1	2	3	4	5	6	7	8	9	10	11	12
1253-0	1166	1246	1314	1391	1519	1636	1754	1856	1984	2104	2266	2496

	OVERALL DIMENSIONS			SEAT DIMENSIONS			BACK DIMENSIONS	
	W	D	H	W	D	H	W	H
IN	28	26	44.5	23.5	19-22	17-21	22	22-27.25
MM	711	660	1130	597	483-559	432-533	559	559-692

**RTA 00** 1 per carton



**Mid Back Multi-Tilter**  
 COM: 2.5 YD | 2.29 M  
 Unit weight: 54 LB | 24.5 KG  
 Carton weight: 65 LB | 29.48 KG  
 Carton volume: 22.5 FT³ | 0.63 MT³



Mid/wide back. Wide/deep seat.  
 Ergonomic features:  
 A, B, C, D, E, F, G, H, M, N, Q, R, S, U

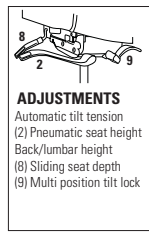
MODEL#	1	2	3	4	5	6	7	8	9	10	11	12
1253-3	1166	1246	1314	1391	1519	1636	1754	1856	1984	2104	2266	2496

	OVERALL DIMENSIONS			SEAT DIMENSIONS			BACK DIMENSIONS	
	W	D	H	W	D	H	W	H
IN	28	26	44.5	23.5	19-22	17-21	22	22-27.25
MM	711	660	1130	597	483-559	432-533	559	559-692

**RTA 00** 1 per carton



**Mid Back Weight Sensing Synchro-Tilter**  
 COM: 2.5 YD | 2.29 M  
 Unit weight: 49 LB | 22.3 KG  
 Carton weight: 60 LB | 27.22 KG  
 Carton volume: 22.5 FT³ | 0.63 MT³



Mid/wide back. Wide/deep seat.  
 Ergonomic features:  
 A, B, C, D, E, H, L, M, N, Q, R, U

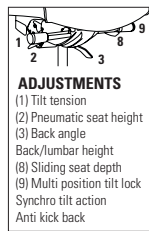
MODEL#	1	2	3	4	5	6	7	8	9	10	11	12
1253-8	1166	1246	1314	1391	1519	1636	1754	1856	1984	2104	2266	2496

	OVERALL DIMENSIONS			SEAT DIMENSIONS			BACK DIMENSIONS	
	W	D	H	W	D	H	W	H
IN	28	26	44.5	23.5	19-22	17-22	22	22-27.25
MM	711	660	1130	597	483-559	432-559	559	559-692

**RTA 00** 1 per carton



**Extended Back Synchro-Tilter w/Back Angle Adj.**  
 COM: 2.75 YD | 2.51 M  
 Unit weight: 57 LB | 25.9 KG  
 Carton weight: 68 LB | 30.84 KG  
 Carton volume: 26 FT³ | 0.73 MT³



Extra tall/wide back. Wide seat/std depth.  
 Ergonomic features:  
 A, B, C, D, E, G, H, L, M, N, Q, R, U

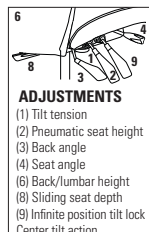
MODEL#	1	2	3	4	5	6	7	8	9	10	11	12
1254-0	1225	1313	1387	1473	1613	1742	1871	1984	2124	2256	2435	2688

	OVERALL DIMENSIONS			SEAT DIMENSIONS			BACK DIMENSIONS	
	W	D	H	W	D	H	W	H
IN	28	24.5	53	23.5	17-22	17-21	22	31-36.25
MM	711	622	1346	597	432-559	432-533	559	787-921

**RTA 00** 1 per carton



**Extended Back Multi-Tilter**  
 COM: 2.75 YD | 2.51 M  
 Unit weight: 59 LB | 26.8 KG  
 Carton weight: 70 LB | 31.75 KG  
 Carton volume: 26 FT³ | 0.73 MT³


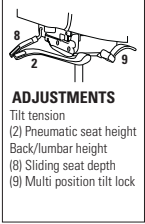

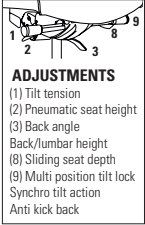

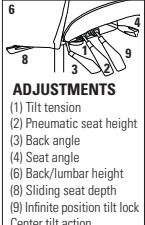

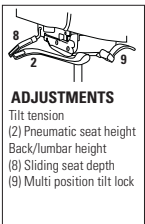

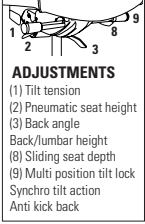


Extra tall/wide back. Wide seat/std depth.  
 Ergonomic features:  
 A, B, C, D, E, F, G, H, M, N, Q, R, S, U

MODEL#	1	2	3	4	5	6	7	8	9	10	11	12
1254-3	1225	1313	1387	1473	1613	1742	1871	1984	2124	2256	2435	2688

	OVERALL DIMENSIONS			SEAT DIMENSIONS			BACK DIMENSIONS	
	W	D	H	W	D	H	W	H
IN	28	24.5	53	23.5	17-20	17-21	22	31-36.25
MM	711	622	1346	597	432-508	432-533	559	787-921

**RTA 00** 1 per carton

DESCRIPTION	FEATURES	MODEL#	STANDARD TEXTILE GRADES														
			1	2	3	4	5	6	7	8	9	10	11	12			
 <p><b>Extended Back Weight Sensing Synchro-Tilter</b>                      COM: 2.75 YD   2.51 M                      Unit weight: 54 LB   24.5 KG                      Carton weight: 65 LB   29.48 KG                      Carton volume: 26 FT³   0.73 MT³</p>	 <p><b>ADJUSTMENTS</b>                      Tilt tension                      (2) Pneumatic seat height                      Back/lumbar height                      (8) Sliding seat depth                      (9) Multi position tilt lock</p>	Extra tall/wide back. Wide seat/std depth.  Ergonomic features: A, B, C, D, E, H, L, M, N, Q, R, U	1254-8	1225	1313	1387	1473	1613	1742	1871	1984	2124	2256	2435	2688		
			<b>OVERALL DIMENSIONS</b>			<b>SEAT DIMENSIONS</b>			<b>BACK DIMENSIONS</b>								
			<b>W</b>	<b>D</b>	<b>H</b>	<b>W</b>	<b>D</b>	<b>H</b>	<b>W</b>	<b>H</b>							
			IN 28 MM 711	24.5 622	53 1346	23.5 597	17-20 432-508	17-22 432-559	22 559	31-36.25 787-921							
			<b>RTA 00</b>	1 per carton													
 <p><b>High Back Synchro-Tilter w/Back Angle Adj.</b>                      COM: 2.5 YD   2.29 M                      Unit weight: 54 LB   24.5 KG                      Carton weight: 65.5 LB   29.71 KG                      Carton volume: 24.5 FT³   0.69 MT³</p>	 <p><b>ADJUSTMENTS</b>                      (1) Tilt tension                      (2) Pneumatic seat height                      (3) Back angle                      Back/lumbar height                      (8) Sliding seat depth                      (9) Multi position tilt lock                      Synchro tilt action                      Anti kick back</p>	High/wide back. Wide seat/std depth.  Ergonomic features: A, B, C, D, E, G, H, L, M, N, Q, R, U	1255-0	1166	1246	1314	1391	1519	1636	1754	1856	1984	2104	2266	2496		
			<b>OVERALL DIMENSIONS</b>			<b>SEAT DIMENSIONS</b>			<b>BACK DIMENSIONS</b>								
			<b>W</b>	<b>D</b>	<b>H</b>	<b>W</b>	<b>D</b>	<b>H</b>	<b>W</b>	<b>H</b>							
			IN 28 MM 711	24.5 622	48.5 1232	23.5 597	17-20 432-508	17-21 432-533	22 559	26.5-31.75 673-806							
			<b>RTA 00</b>	1 per carton													
 <p><b>High Back Multi-Tilter</b>                      COM: 2.5 YD   2.29 M                      Unit weight: 56 LB   25.5 KG                      Carton weight: 67.5 LB   30.62 KG                      Carton volume: 24.5 FT³   0.69 MT³</p>	 <p><b>ADJUSTMENTS</b>                      (1) Tilt tension                      (2) Pneumatic seat height                      (3) Back angle                      (4) Seat angle                      (6) Back/lumbar height                      (8) Sliding seat depth                      (9) Infinite position tilt lock                      Center tilt action</p>	High/wide back. Wide seat/std depth.  Ergonomic features: A, B, C, D, E, F, G, H, M, N, Q, R, S, U	1255-3	1166	1246	1314	1391	1519	1636	1754	1856	1984	2104	2266	2496		
			<b>OVERALL DIMENSIONS</b>			<b>SEAT DIMENSIONS</b>			<b>BACK DIMENSIONS</b>								
			<b>W</b>	<b>D</b>	<b>H</b>	<b>W</b>	<b>D</b>	<b>H</b>	<b>W</b>	<b>H</b>							
			IN 28 MM 711	24.5 622	48.5 1232	23.5 597	17-20 432-508	17-21 432-533	22 559	26.5-31.75 673-806							
			<b>RTA 00</b>	1 per carton													
 <p><b>High Back Weight Sensing Synchro-Tilter</b>                      COM: 2.5 YD   2.29 M                      Unit weight: 51 LB   23.2 KG                      Carton weight: 62.5 LB   28.35 KG                      Carton volume: 24.5 FT³   0.69 MT³</p>	 <p><b>ADJUSTMENTS</b>                      Tilt tension                      (2) Pneumatic seat height                      Back/lumbar height                      (8) Sliding seat depth                      (9) Multi position tilt lock</p>	High/wide back. Wide seat/std depth.  Ergonomic features: A, B, C, D, E, H, L, M, N, Q, R, U	1255-8	1166	1246	1314	1391	1519	1636	1754	1856	1984	2104	2266	2496		
			<b>OVERALL DIMENSIONS</b>			<b>SEAT DIMENSIONS</b>			<b>BACK DIMENSIONS</b>								
			<b>W</b>	<b>D</b>	<b>H</b>	<b>W</b>	<b>D</b>	<b>H</b>	<b>W</b>	<b>H</b>							
			IN 28 MM 711	24.5 622	48.5 1232	23.5 597	17-20 432-508	17-22 432-559	22 559	26.5-31.75 673-806							
			<b>RTA 00</b>	1 per carton													
 <p><b>Mid Back Synchro-Tilter w/ Back Angle Adj.</b>                      COM: 2.5 YD   2.29 M                      Unit weight: 51 LB   23.2 KG                      Carton weight: 62 LB   28.12 KG                      Carton volume: 22.5 FT³   0.63 MT³</p>	 <p><b>ADJUSTMENTS</b>                      (1) Tilt tension                      (2) Pneumatic seat height                      (3) Back angle                      Back/lumbar height                      (8) Sliding seat depth                      (9) Multi position tilt lock                      Synchro tilt action                      Anti kick back</p>	Mid/wide back. Wide seat/std depth.  Ergonomic features: A, B, C, D, E, G, H, L, M, N, Q, R, U	1256-0	1107	1187	1255	1332	1460	1577	1695	1797	1925	2045	2207	2437		
			<b>OVERALL DIMENSIONS</b>			<b>SEAT DIMENSIONS</b>			<b>BACK DIMENSIONS</b>								
			<b>W</b>	<b>D</b>	<b>H</b>	<b>W</b>	<b>D</b>	<b>H</b>	<b>W</b>	<b>H</b>							
			IN 28 MM 711	24.5 622	44.5 1130	23.5 597	17-20 432-508	17-21 432-533	22 559	22-27.25 559-692							
			<b>RTA 00</b>	1 per carton													



## ROBUST



model 2527



model 2526




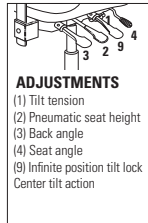

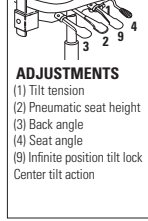
**Optional Memory Foam**  
See right for details.

## STANDARD FEATURES

- Heavy duty chair rated for multi-shift users up to 500 lbs.
- Standard with a six prong, oval tubular steel base (32" in diameter) in Black only.
- Standard with a solid steel loop style arm. The arm is vinyl dipped to be warm to the touch and impact absorbent.
- Arms are width adjustable for an extra 2" on each side, providing additional room and comfort for users.
- Side tension adjustment can be reached from a seated position.
- Standard with Ultracell high density, highly resilient foam on seat and back.
- Large diameter 3" Black casters provide easier mobility. Casters are suitable for hard surface flooring or carpet.
- For 24 hour application, Global's Limited Lifetime Warranty is applicable only on fabrics that are rated for 100,000 double rubs.
- Upholstery options: fabric only.  
Robust has a two-tone fabric combination; chosen fabric + Black trim.

## OPTIONAL FEATURES

- There are no caster or arm options for this series.
- Optional abrasion resistant outer back fabric (polyester) is available. Resistant to impact damage. Available in Black only. Please specify **(BKB)**. Add \$9.


DESCRIPTION	FEATURES	MODEL #	STANDARD TEXTILE GRADES													
			1	2	3	4	5	6	7	8	9	10	11	12		
 <p><b>HB Heavy Duty Multi-Tilter w/Headrest</b> COM: 3.25 YD   2.97 M Unit weight: 92 LB   41.8 KG Carton weight: 118 LB   53.52 KG Carton volume: 33.5 FT<sup>3</sup>   0.94 MT<sup>3</sup></p>	 <p><b>ADJUSTMENTS</b> (1) Tilt tension (2) Pneumatic seat height (3) Back angle (4) Seat angle (9) Infinite position tilt lock Center tilt action</p> <p>Ergonomic features: A, B, C, F, G, M, N, Q, S</p>	<b>2526</b>	-	2198	2286	2387	2552	2705	2858	2991	3157	3313	3524	3823		
		<b>OVERALL DIMENSIONS</b>			<b>SEAT DIMENSIONS</b>			<b>BACK DIMENSIONS</b>								
		<b>W</b>	<b>D</b>	<b>H</b>	<b>W</b>	<b>D</b>	<b>H</b>	<b>W</b>	<b>H</b>							
		IN 29 MM 737	27.5 699	50.5 1283	25.5 648	20 508	16.5-20.5 419-521	22 559	30 762							
			<b>RTA 00</b>	1 per carton												
 <p><b>MB Heavy Duty Multi-Tilter</b> COM: 3 YD   2.74 M Unit weight: 90 LB   40.9 KG Carton weight: 114 LB   51.71 KG Carton volume: 29.5 FT<sup>3</sup>   0.84 MT<sup>3</sup></p>	 <p><b>ADJUSTMENTS</b> (1) Tilt tension (2) Pneumatic seat height (3) Back angle (4) Seat angle (9) Infinite position tilt lock Center tilt action</p> <p>Ergonomic features: A, B, C, F, G, M, N, Q, S</p>	<b>2527</b>	-	2036	2117	2210	2363	2504	2645	2768	2921	3065	3260	3536		
		<b>OVERALL DIMENSIONS</b>			<b>SEAT DIMENSIONS</b>			<b>BACK DIMENSIONS</b>								
		<b>W</b>	<b>D</b>	<b>H</b>	<b>W</b>	<b>D</b>	<b>H</b>	<b>W</b>	<b>H</b>							
		IN 29 MM 737	26.5 673	42.5 1080	25.5 648	20 508	16.5-20.5 419-521	22 559	24 610							
			<b>RTA 00</b>	1 per carton												



SAXON



model 2512-3



**Arm Feature**  
Arms are designed to flip up and down to accommodate people wearing equipment belts.

STANDARD FEATURES

- Rated for multi-shift use by persons up to 350 lbs.
- Standard with a dual cushion Ultracell foam seat and heavily padded back for exceptional comfort.
- Abrasion resistant outer back fabric (polyester) is standard. Resistant to impact damage. Available in Black only.
- Standard with (VL) fold up arms. Arms fold up and down to accommodate users who wear equipment belts, such as police officers and 911 operators.
- Standard with ratchet back height adjustment (2.25").
- Side activated sliding seat depth adjustment (MD) is standard.
- For 24 hour application, Global's Limited Lifetime Warranty is applicable only on fabrics that are rated for 100,000 double rubs.
- Back support upright is 3" wide for extra strength.
- Five prong, injection molded, fiberglass reinforced nylon Black base with dual wheel carpet casters (C10).
- Upholstery options: fabric and vinyl only. Vinyl models may feature stitch detail across the seat and/or back cushions, if applicable.

OPTIONAL FEATURES

- For hard surface flooring casters, please specify (C10R). Add \$20.
- For additional arm/caster options, please refer to the Arm and Caster section (page 351). *Optional casters may be priced higher than the standard casters for your chair and the difference will be charged. Lower priced optional casters will not be credited.*

DESCRIPTION



**HB Heavy Duty Multi-Tilter**  
COM: 2.25 YD | 2.06 M  
Unit weight: 53 LB | 24.1 KG  
Carton weight: 60 LB | 27.22 KG  
Carton volume: 13 FT<sup>3</sup> | 0.36 M<sup>3</sup>

FEATURES



**ADJUSTMENTS**  
(1) Tilt tension  
(2) Pneumatic seat height  
(3) Back angle  
(4) Seat angle  
(6) Back/lumbar height  
Sliding seat depth  
(9) Infinite position tilt lock  
Center tilt action

Ergonomic features:  
A, B, C, D, E, F, G, H, M, N, Q, S

MODEL #

STANDARD TEXTILE GRADES

	1	2	3	4	5	6	7	8	9	10	11	12
<b>2512-3</b>	-	1530	1591	1661	1775	1881	1987	2079	2194	2302	2448	2655

	OVERALL DIMENSIONS			SEAT DIMENSIONS			BACK DIMENSIONS	
	W	D	H	W	D	H	W	H
IN	27.5	25	39.5	22.5	19-21.5	18-22	20	19.5-22
MM	699	635	1003	572	483-546	457-559	508	495-559
	RTA 2		courier		1 per carton			

## VION TS



model TS6321-3



model TS6331-3

VION FINISHES - TASK SEATING				
Back Frame	Base	SPECIFY CODE	Arm Options	SPECIFY CODE
Black	Black	BLK	Adjustable "T" arm (Black) Adjustable "T" arm, fixed armcap (Black) Adjustable "T" arm (Black, Chrome accent) Adj. "T" arm, fixed armcap (Black, Chrome accent)	AS AF AC AD
	Polished aluminum	BAU   Add \$131		
Shadow	Shadow	SHW   Add \$131	Adjustable "T" arm (Shadow) Adjustable "T" arm, fixed armcap (Shadow) Adjustable "T" arm (Shadow, Chrome accent) Adj. "T" arm, fixed armcap (Shadow, Chrome accent)	SHA SHF FC CF
	Polished aluminum	SAU   Add \$131		
Fog	Fog	FOG   Add \$131	Adjustable "T" arm (Fog) Adjustable "T" arm, fixed armcap (Fog) Adjustable "T" arm (Fog, Chrome accent) Adj. "T" arm, fixed armcap (Fog, Chrome accent)	FA FF FC CF
	Polished aluminum	FAU   Add \$131	Fixed "C" arm (Black) Fixed "C" arm (Shadow) Fixed "C" arm (Fog) Fixed "C" arm (polished aluminum)	C SHC CC CA   Add \$111


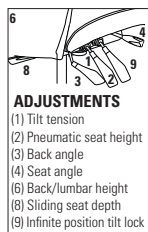


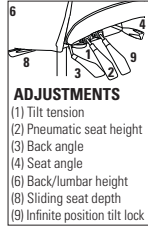

\* All arms have Black SSU armcaps.

## STANDARD FEATURES

- TS models are available within the standard Vion series. TS stands for "three shift" and each of the TS models are rated for 24/7 applications as well as weight rated up to 350 lbs.
- Multi-tilter models feature a heavy duty mechanism.
- Multi-tilters are standard with pneumatic seat height. Forward and rearward seat tilt with infinite lock and free floating back angle control. Tilt tension control.
- Side activated sliding seat depth adjustment (**MD**) is standard on multi-tilters.
- Heavy duty stools are standard with fixed back, seat depth and pneumatic seat height adjustments. Swivels are standard with adjustable Chrome footrest.
- All models are standard with either Ultracell or molded heavy duty seat foam.
- All models have a heavy duty 3" wide back upright.
- Five prong, injection molded, fiberglass reinforced nylon Governor base (**B7**) with dual wheel carpet casters (**C1**).
- Standard with height and width adjustable T-arms with sliding armcaps.
- Mesh back models are available in ten standard Vion Mesh colors: Aqua (MS75), Black (MS69), Black Cherry (MS76), Blue (MS72), Dust (MS77), Ivory (MS78), Natural (MS74), Paprika (MS79), Rope (MS73) and Stone (MS71).
- For 24 hour applications, Global's Limited Lifetime Warranty is applicable only on fabrics that are rated for 100,000 double rubs.
- Upholstery options: fabric, vinyl or leather. Vinyl and leather models may feature stitch detail across the seat and/or back cushions, if applicable. Grade 2 and above textiles are recommended for 24/7 applications.
- Upholstered back models feature Black fabric (Jenny JN02) on the back side.

## OPTIONAL FEATURES

- Vion back frames, arms and bases are available in three colors: Black, Shadow and Fog. See Vion finishes chart for options and upcharges. Armcaps are always Black.
- Mesh back models are also available in ten Dimension Mesh colors: Berry (DBE), Black (DBK), Chalk (DCL), Charcoal (DCH), Citrus (DCT), Cobalt (DCO), Fog (DST), Pool Blue (DPB), Sand (DSD), Shadow (DGM). Add \$25.
- Upholstered back models offer a Matching Outer (**MO**) upholstery option. Due to the additional material needed, these models are listed separately and are priced differently than the standard upholstered back models.
- Optional lumbar pad can be added at time of order, please specify (**LS**). Add \$17. Lumbar pad can also be ordered after sale as a kit, specify model 6339, add \$32. The lumbar pad is adjustable up to 3".
- Seat available in memory foam, please specify (**MF**). Add \$106.
- Petite seat models (2" shorter and 2" narrower than the standard size seat) are available. Please specify by adding (**P**) to the model code. No upcharge.
- For hard surface flooring casters, please specify (**C9R**). Add \$21.

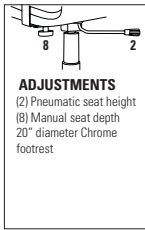
DESCRIPTION	FEATURES	MODEL #	STANDARD TEXTILE GRADES												
			1	2	3	4	5	6	7	8	9	10	11	12	
 <p><b>HB Heavy Duty Multi-Tilter - Mesh Back</b> COM: 1 YD   0.91 M Unit weight: 50 LB   22.7 KG Carton weight: 62 LB   28.12 KG Carton volume: 10.5 FT<sup>3</sup>   0.29 MT<sup>3</sup></p>	 <p><b>ADJUSTMENTS</b> (1) Tilt tension (2) Pneumatic seat height (3) Back angle (4) Seat angle (6) Back/lumbar height (8) Sliding seat depth (9) Infinite position tilt lock</p> <p>Ergonomic features: A, B, C, E, F, G, H, M, N, Q, U, S</p>	<b>TS6321-3</b>	1288	1320	1347	1378	1429	1476	1523	1564	1615	1663	1728	1820	
		<b>OVERALL DIMENSIONS</b>			<b>SEAT DIMENSIONS</b>			<b>BACK DIMENSIONS</b>							
		<b>W</b>	<b>D</b>	<b>H</b>	<b>W</b>	<b>D</b>	<b>H</b>	<b>W</b>	<b>H</b>						
		IN 25.5 MM 648	24 610	41 1041	20 508	17-19.5 432-495	17.5-21.5 445-546	18.5 470	23 584						
			<b>RTA 2</b>		1 per carton										
 <p><b>MB Heavy Duty Multi-Tilter - Mesh Back</b> COM: 1 YD   0.91 M Unit weight: 48 LB   21.8 KG Carton weight: 60 LB   27.22 KG Carton volume: 10.5 FT<sup>3</sup>   0.29 MT<sup>3</sup></p>	 <p><b>ADJUSTMENTS</b> (1) Tilt tension (2) Pneumatic seat height (3) Back angle (4) Seat angle (6) Back/lumbar height (8) Sliding seat depth (9) Infinite position tilt lock</p> <p>Ergonomic features: A, B, C, E, F, G, H, M, N, Q, U, S</p>	<b>TS6322-3</b>	1230	1262	1289	1320	1371	1418	1465	1506	1557	1605	1670	1762	
		<b>OVERALL DIMENSIONS</b>			<b>SEAT DIMENSIONS</b>			<b>BACK DIMENSIONS</b>							
		<b>W</b>	<b>D</b>	<b>H</b>	<b>W</b>	<b>D</b>	<b>H</b>	<b>W</b>	<b>H</b>						
		IN 25.5 MM 648	24 610	39 991	20 508	17-19.5 432-495	17.5-21.5 445-546	18.5 470	21 533						
			<b>RTA 2</b>		1 per carton										

DESCRIPTION FEATURES MODEL# STANDARD TEXTILE GRADES



Vion S

**MB Heavy Duty Stool - Mesh Back**  
 COM: 1 YD | 0.91 M  
 Unit weight: 38 LB | 17.3 KG  
 Carton weight: 50 LB | 22.68 KG  
 Carton volume: 10.5 FT³ | 0.29 MT³



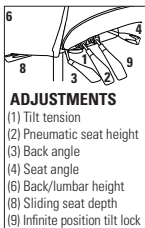
Ergonomic features:  
 C, E, H, M, N, Q, U

	1	2	3	4	5	6	7	8	9	10	11	12
<b>S6328-6</b>	1148	1180	1207	1238	1289	1336	1383	1424	1475	1523	1588	1680
OVERALL DIMENSIONS			SEAT DIMENSIONS			BACK DIMENSIONS						
W	D	H	W	D	H	W	H					
IN 25.5	24	48	20	17.5	23.5-33.5	18.5	21					
MM 648	610	1219	508	445	597-851	470	533					
<b>RTA 2</b>			<b>courier</b>			1 per carton						



Vion TS

**HB Heavy Duty Multi-Tilter - Upholstered Back**  
 COM: 1.25 YD | 1.14 M  
 Unit weight: 51 LB | 23.2 KG  
 Carton weight: 63 LB | 28.58 KG  
 Carton volume: 10.5 FT³ | 0.29 MT³



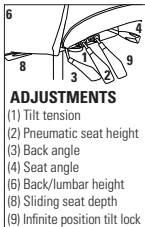
Ergonomic features:  
 A, B, C, E, F, G, H, M, N, Q, U, S

	1	2	3	4	5	6	7	8	9	10	11	12
<b>TS6331-3</b>	1288	1328	1362	1401	1464	1523	1582	1633	1697	1757	1838	1953
<b>TS6331-3MO</b>	1346	1410	1464	1526	1628	1722	1816	1898	2000	2096	2226	2410
OVERALL DIMENSIONS			SEAT DIMENSIONS			BACK DIMENSIONS						
W	D	H	W	D	H	W	H					
IN 25.5	24	41	20	17-19.5	17.5-21.5	18.5	23					
MM 648	610	1041	508	432-495	445-546	470	584					
<b>RTA 2</b>			<b>courier</b>			1 per carton						



Vion TS

**MB Heavy Duty Multi-Tilter - Upholstered Back**  
 COM: 1.25 YD | 1.14 M  
 Unit weight: 49 LB | 22.3 KG  
 Carton weight: 61 LB | 27.67 KG  
 Carton volume: 10.5 FT³ | 0.29 MT³



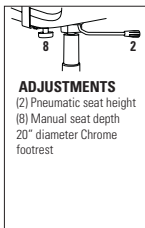
Ergonomic features:  
 A, B, C, E, F, G, H, M, N, Q, U, S

	1	2	3	4	5	6	7	8	9	10	11	12
<b>TS6332-3</b>	1230	1270	1304	1343	1406	1465	1524	1575	1639	1699	1780	1895
<b>TS6332-3MO</b>	1288	1352	1406	1468	1570	1664	1758	1840	1942	2038	2168	2352
OVERALL DIMENSIONS			SEAT DIMENSIONS			BACK DIMENSIONS						
W	D	H	W	D	H	W	H					
IN 25.5	24	39	20	17-19.5	17.5-21.5	18.5	21					
MM 648	610	991	508	432-495	445-546	470	533					
<b>RTA 2</b>			<b>courier</b>			1 per carton						



Vion S

**MB Heavy Duty Stool - Upholstered Back**  
 COM: 1.25 YD | 1.14 M  
 Unit weight: 39 LB | 17.7 KG  
 Carton weight: 51 LB | 23.13 KG  
 Carton volume: 10.5 FT³ | 0.29 MT³

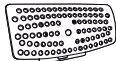


Ergonomic features:  
 C, E, H, M, N, Q, U

	1	2	3	4	5	6	7	8	9	10	11	12
<b>S6338-6</b>	1148	1188	1222	1261	1324	1383	1442	1493	1557	1617	1698	1813
OVERALL DIMENSIONS			SEAT DIMENSIONS			BACK DIMENSIONS						
W	D	H	W	D	H	W	H					
IN 25.5	24	48	20	17.5	23.5-33.5	18.5	21					
MM 648	610	1219	508	445	597-851	470	533					
<b>RTA 2</b>			<b>courier</b>			1 per carton						

List price

6339 32




Vion S

**Lumbar Pad Kit**  
 COM: N/A  
 Unit weight: 0.5 LB | 0.2 KG  
 Carton weight: 1.5 LB | 0.68 KG  
 Carton volume: 0.5 FT³ | 0.01 MT³

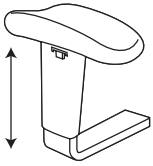
OVERALL DIMENSIONS			SEAT DIMENSIONS			BACK DIMENSIONS					
W	D	H	W	D	H	W	H				
IN 10.25	3.5	5.25	-	-	-	-	-				
MM 260	89	133	-	-	-	-	-				
<b>RTA 00</b>			<b>courier</b>			1 per carton					

# arm, caster and base options



# HOW TO SELECT ARMRESTS

GLOBAL HAS A WIDE SELECTION OF ARMRESTS TO SUIT ALMOST EVERY WORK TASK. ARMRESTS ARE AN IMPORTANT FEATURE OF A CHAIR – THEY REDUCE STRESS AND TENSION ON THE SPINE, NECK AND SHOULDER MUSCLES BY SUPPORTING THE WEIGHT OF YOUR ARMS. THIS MAKES YOU MORE COMFORTABLE AND ULTIMATELY MORE PRODUCTIVE. HEIGHT, WIDTH AND ANGLE ADJUSTABLE ARMRESTS ENABLE YOU TO POSITION YOUR ARMS AT A COMFORTABLE WORKING POSITION, BASED ON THE TASK AT HAND.



## COMFORT TIPS

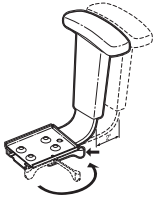
- Wrists should be in a straight or neutral position - avoid bending your wrists.
- When mousing, use whole arm movements instead of flexing your wrist.
- Rest your palm on the mouse pad for support.

## HEIGHT ADJUSTABLE ARMS

- A full range of arms is available with armcaps in self-skinned urethane (SSU).
- Use the features available on Global's adjustable arms to accommodate your ergonomic requirements.

THE VARI-WIDTH ARM FEATURES MAXIMUM COMFORT WHILE ENABLING YOU TO MAINTAIN TOP PRODUCTIVITY LEVELS.

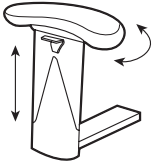
## VARI-WIDTH



Easy to use levers enable you to adjust the distance between armrests quickly and simply. An ergonomic feature, Vari-Width maximizes shoulder support as it accommodates the specific width requirements of each user.

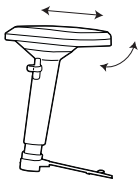
- Metal adapter plates provide width adjustability. One adapter plate is attached under each side of the seat. Arms are inserted into the adapter plates.
- Arms extend outward up to 2" on each side. A lever locks each arm in any position.
- Vari-Width is available only with Global's height adjustable arms. The arm chart (on the following pages) specifies all arm options available for the Vari-Width series. Vari-Width is standard on many chairs; they can also be retroactively installed on chairs.
- When ordering, please specify series, arm and (WA) ie. Yorkdale 2331 (3N) and (WA). When ordering as retrofit, please specify 2280-WA.

## ROTATING ARMCAPS



Rotating armcaps articulate inward and/or outward. This positions the arm to support mousing or keyboarding activities. Rotating armcaps can also be used to narrow the space between the arms for slender people seeking arm support while keyboarding.

## SLIDING ARMCAPS



Select arms have sliding armcaps. They can slide over top of the seat to narrow the space between the arms for smaller users. Sliding armcaps also slide forward for arm support for larger users or slide to the rear allowing slender users to sit closer to their worksurface.

SERIES	STATUS	ARM	DESCRIPTION	UPCHARGE
ASPEN	STD	AS	Height adjustable arm, sliding armcap	-
	OPT	G5	Height adjustable arm, locking sliding/rotating armcap	\$0
AURORA	STD	3P	Height adjustable arm, waterfall edge armcap	-
	OPT	G5	Height adjustable arm, locking sliding/rotating armcap	\$31
	OPT	G6	Low rise height adjustable arm, locking sliding/rotating armcap	\$31
	OPT	T6	Height adjustable arm, sliding/360° rotating armcap	\$101
ECHO	STD	3P	Height adjustable arm, waterfall edge armcap	-
	OPT	C	Nylon fixed height "C" arm, urethane armcap	\$31
	OPT	CA	Aluminum fixed height "C" arm, urethane armcap	\$141
	OPT	G5	Height adjustable arm, locking sliding/rotating armcap	\$31
	OPT	G6	Low rise height adjustable arm, locking sliding/rotating armcap	\$31
	OPT	T6	Height adjustable arm, sliding/360° rotating armcap	\$101
ENTERPRISE	STD	TD	Height adjustable arm, teardrop armcap	-
	OPT	G5	Height adjustable arm, locking sliding/rotating armcap	\$31
	OPT	G6	Low rise height adjustable arm, locking sliding/rotating armcap	\$31
G1 ERGO SELECT	STD	G5	Height adjustable arm, locking sliding/rotating armcap	-
	OPT	G6	Low rise height adjustable arm, locking sliding/rotating armcap	\$0
	OPT	H1	G1 height adjustable arm, sliding/rotating armcap	\$66
	OPT	H2	G1 height adjustable arm, wide sliding/rotating armcap	\$106
	OPT	C	Nylon fixed height "C" arm, urethane armcap	\$0
	OPT	CA	Aluminum fixed height "C" arm, urethane armcap	\$111
	OPT	T6	Height adjustable arm, sliding/360° rotating armcap	\$71
GRANADA	STD	3N	Height adjustable arm, Luxcurve armcap	-
	OPT	G5	Height adjustable arm, locking sliding/rotating armcap	\$70
	OPT	G6	Low rise height adjustable arm, locking sliding/rotating armcap	\$70
	OPT	T6	Height adjustable arm, sliding/360° rotating armcap	\$140
GRANADA DELUXE	STD	3B	Height adjustable arm, urethane armcap	-
	OPT	G5	Height adjustable arm, locking sliding/rotating armcap	\$31
	OPT	G6	Low rise height adjustable arm, locking sliding/rotating armcap	\$31
	OPT	T6	Height adjustable arm, sliding/360° rotating armcap	\$101
GRAPHIC	STD	G4	Height adjustable arm, sliding armcap	-
	OPT	G5	Height adjustable arm, locking sliding/rotating armcap	\$0
LOOVER	STD	G5	Height adjustable arm, locking sliding/rotating armcap	-
	OPT	G6	Low rise height adjustable arm, locking sliding/rotating armcap	\$0
	OPT	C	Nylon fixed height "C" arm, urethane armcap	\$0
	OPT	CA	Aluminum fixed height "C" arm, urethane armcap	\$111
	OPT	T6	Height adjustable arm, sliding/360° rotating armcap	\$71
MALAGA	STD	TD	Height adjustable arm, teardrop armcap	-
	OPT	G5	Height adjustable arm, locking sliding/rotating armcap	\$31
	OPT	G6	Low rise height adjustable arm, locking sliding/rotating armcap	\$31
	OPT	T6	Height adjustable arm, sliding/360° rotating armcap	\$101
OBUSFORME	STD	G3	Height adjustable arm, sliding/rotating armcap	-
	OPT	G2	Low rise height adjustable arm, sliding/rotating armcap	\$0
	OPT	G5	Height adjustable arm, locking sliding/rotating armcap	\$0
	OPT	G6	Low rise height adjustable arm, locking sliding/rotating armcap	\$0
	OPT	G7	Height adjustable arm, wide sliding/rotating armcap	\$0
	OPT	G8	Low rise height adjustable arm, wide sliding/rotating armcap	\$0
	OPT	T6	Height adjustable arm, sliding/360° rotating armcap	\$71
OBUSFORME COMFORT	STD	G3	Height adjustable arm, sliding/rotating armcap	-
	OPT	G2	Low rise height adjustable arm, sliding/rotating armcap	\$0
	OPT	G5	Height adjustable arm, locking sliding/rotating armcap	\$0
	OPT	G6	Low rise height adjustable arm, locking sliding/rotating armcap	\$0
	OPT	G7	Height adjustable arm, wide sliding/rotating armcap	\$0
	OPT	G8	Low rise height adjustable arm, wide sliding/rotating armcap	\$0
OBUSFORME COMFORT XL	STD	G3	Height adjustable arm, sliding/rotating armcap	-
	OPT	G2	Low rise height adjustable arm, sliding/rotating armcap	\$0
	OPT	G5	Height adjustable arm, locking sliding/rotating armcap	\$0
	OPT	G6	Low rise height adjustable arm, locking sliding/rotating armcap	\$0
	OPT	G7	Height adjustable arm, wide sliding/rotating armcap	\$0
	OPT	G8	Low rise height adjustable arm, wide sliding/rotating armcap	\$0
	OPT	T6	Height adjustable arm, sliding/360° rotating armcap	\$71

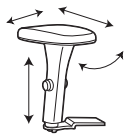


# ARM SELECTIONS

SERIES	STATUS	ARM	DESCRIPTION	UPCHARGE
SAXON	STD	VL	Swing away height adjustable arm, urethane armcap	-
	OPT	G5	Height adjustable arm, locking sliding/rotating armcap	\$0
	OPT	G6	Low rise height adjustable arm, locking sliding/rotating armcap	\$0
SCORE	STD	3M	Height adjustable arm, concave oval armcap	-
	OPT	G5	Height adjustable arm, locking sliding/rotating armcap	\$31
	OPT	G6	Low rise height adjustable arm, locking sliding/rotating armcap	\$31
	OPT	WA	Width adjustable arm extensions	\$84
SPRITZ	STD	G4	Height adjustable arm, sliding armcap	-
	OPT	C	Nylon fixed height "C" arm, urethane armcap	\$0
	OPT	CA	Aluminum fixed height "C" arm, urethane armcap	\$111
	OPT	G5	Height adjustable arm, locking sliding/rotating armcap	\$0
	OPT	G6	Low rise height adjustable arm, locking sliding/rotating armcap	\$0
	OPT	T6	Height adjustable arm, sliding/360° rotating armcap	\$71
	OPT	WA	Width adjustable arm extensions	\$84
SUPRA-X	STD	SC	Height adjustable arm, oval armcap	-
	OPT	G5	Height adjustable arm, locking sliding/rotating armcap	\$31
	OPT	G6	Low rise height adjustable arm, locking sliding/rotating armcap	\$31
SYNOPSIS	STD	3B	Height adjustable arm, urethane armcap	-
	OPT	G5	Height adjustable arm, locking sliding/rotating armcap	\$31
	OPT	G6	Low rise height adjustable arm, locking sliding/rotating armcap	\$31
	OPT	T6	Height adjustable arm, sliding/360° rotating armcap	\$101
TRITEK ERGO SELECT (GENEROUS SEAT)	STD	G3	Height adjustable arm, sliding/rotating armcap	-
	OPT	G2	Low rise height adjustable arm, sliding/rotating armcap	\$0
	OPT	G5	Height adjustable arm, locking sliding/rotating armcap	\$0
	OPT	G6	Low rise height adjustable arm, locking sliding/rotating armcap	\$0
	OPT	G7	Height adjustable arm, wide sliding/rotating armcap	\$0
	OPT	G8	Low rise height adjustable arm, wide sliding/rotating armcap	\$0
	OPT	T6	Height adjustable arm, sliding/360° rotating armcap	\$71
TRITEK ERGO SELECT (STANDARD/PETITE SEAT)	STD	G2	Low rise height adjustable arm, sliding/rotating armcap	-
	OPT	G3	Height adjustable arm, sliding/rotating armcap	\$0
	OPT	G5	Height adjustable arm, locking sliding/rotating armcap	\$0
	OPT	G6	Low rise height adjustable arm, locking sliding/rotating armcap	\$0
	OPT	G7	Height adjustable arm, wide sliding/rotating armcap	\$0
	OPT	G8	Low rise height adjustable arm, wide sliding/rotating armcap	\$0
	OPT	T6	Height adjustable arm, sliding/360° rotating armcap	\$71
TRIUMPH	STD	G1	Height adjustable arm, sliding/rotating armcap	-
	OPT	G5	Height adjustable arm, locking sliding/rotating armcap	\$0
	FUTURE STD	G4	Height adjustable arm, sliding armcap	-
TRUFORM	STD	SC	Height adjustable arm, oval armcap	-
	OPT	C	Nylon fixed height "C" arm, urethane armcap	\$31
	OPT	CA	Aluminum fixed height "C" arm, urethane armcap	\$141
	OPT	G5	Height adjustable arm, locking sliding/rotating armcap	\$31
	OPT	G6	Low rise height adjustable arm, locking sliding/rotating armcap	\$31
	OPT	T6	Height adjustable arm, sliding/360° rotating armcap	\$101
TYE	STD	3N	Height adjustable arm, Luxcurve armcap	-
	OPT	G5	Height adjustable arm, locking sliding/rotating armcap	\$70
	OPT	G6	Low rise height adjustable arm, locking sliding/rotating armcap	\$70
	OPT	WA	Width adjustable arm extensions	\$84
VION	STD	AS	Height adjustable arm, sliding armcap (Chrome: AC / Fog: FA, FC)	-
	OPT	AF	Height adjustable arm, fixed armcap (Chrome: AD / Fog: FF, CF)	\$0
	OPT	C	Nylon fixed height "C" arm, urethane armcap (Fog: CC)	\$0
	OPT	CA	Aluminum fixed height "C" arm, urethane armcap	\$111
	OPT	G5	Height adjustable arm, locking sliding/rotating armcap	\$0
	OPT	G6	Low rise height adjustable arm, locking sliding/rotating armcap	\$0
	OPT	T6	Height adjustable arm, sliding/360° rotating armcap	\$72
YORKDALE	STD	3N	Height adjustable arm, Luxcurve armcap	-
	OPT	G5	Height adjustable arm, locking sliding/rotating armcap	\$70
	OPT	G6	Low rise height adjustable arm, locking sliding/rotating armcap	\$70











## OPTIONAL ARMS

Purchased separately from the chair. Cost listed below arm descriptions. Refer to chart for series compatibility.

 <p><b>AS</b> Height adjustable T-arm. Self-skinned urethane (SSU) armcap slides forward &amp; backward. For non-sliding armcap, specify (AF). <b>\$189</b></p>	 <p><b>C</b> Black nylon fixed "C" arm with self-skinned urethane (SSU) armcap. <b>\$189</b>  For polished aluminum version of C arm, specify (CA). <b>\$300</b></p>	 <p><b>GL</b> Height adjustable T-arm. Self-skinned urethane (SSU) armcap slides forward &amp; backward. <b>\$189</b></p>	 <p><b>G1</b> Height and width adjustable T-arm. Rectilinear self-skinned urethane (SSU) armcap slides forward &amp; backward, side-to-side, rotates inward. <b>\$189</b></p>	 <p><b>G2</b> Special low rise version of G3 arm, positions 1" lower but retains all G3 functions. <b>\$189</b></p>
 <p><b>G3</b> Height and width adjustable T-arm. Curved self-skinned urethane (SSU) armcap slides forward &amp; backward, side-to-side, rotates inward. <b>\$189</b></p>	 <p><b>G4</b> Height adjustable T-arm. Self-skinned urethane (SSU) armcap slides forward &amp; backward. <b>\$189</b></p>	 <p><b>G5</b> Lockable, height and width adjustable T-arm. Self-skinned urethane (SSU) armcap slides forward &amp; backward, side-to-side, rotates inward &amp; outward. <b>\$189</b></p>	 <p><b>G6</b> Special low rise version of G5 arm, positions 1" lower but retains all G5 functions. <b>\$189</b></p>	 <p><b>G7</b> Special wide version of G3 arm, retains all G3 functions. <b>\$189</b></p>
 <p><b>G8</b> Special low rise version of G7 arm, positions 1" lower but retains all G7 functions. <b>\$189</b></p>	 <p><b>SC</b> Height adjustable forward swept arm. Oval soft touch self-skinned urethane (SSU) armcap. <b>\$158</b></p>	 <p><b>TD</b> Height adjustable T-arm. Teardrop shaped, soft touch self-skinned urethane (SSU) armcap. <b>\$158</b></p>	 <p><b>T6</b> Height adjustable T-arm. Self-skinned urethane (SSU) armcap slides forward &amp; backward, rotates 360°. 4" adjustment, highest position sits higher than standard arms. <b>\$260</b></p>	 <p><b>WA</b> Vari-Width metal adapter plate. Permits arms to extend outward up to 2" each side. Lever locks arm in position. <b>\$84</b></p>
 <p><b>ZT</b> Swing away/folding, height adjustable T-arm. Teardrop shaped, soft touch self-skinned urethane (SSU) armcap. <b>\$210</b></p>	 <p><b>3B</b> Height adjustable T-arm. Soft touch self-skinned urethane (SSU) armcap. <b>\$158</b></p>	 <p><b>3M</b> Height adjustable T-arm. Concave oval, soft touch self-skinned urethane (SSU) armcap. <b>\$158</b></p>	 <p><b>3N</b> Height adjustable T-arm. Luxcurve soft touch self-skinned urethane (SSU) armcap. <b>\$119</b></p>	 <p><b>3P</b> Height adjustable T-arm. Waterfall edge, soft touch self-skinned urethane (SSU) armcap. <b>\$158</b></p>
 <p><b>3R</b> Height adjustable T-arm. Concave oval, hard durometer self-skinned urethane (SSU) armcap. For abusive environments. <b>\$158</b></p>	 <p><b>4415R</b> Right hand tablet arm. Notepad sized 10.5"w x 21"l. Hinges up and folds to side. Black upright and tablet. For left hand, specify 4415L. <b>\$308</b></p>	 <p><b>4425R</b> Right hand tablet arm. Notepad sized 16"w x 21"l. Hinges up and folds to side. Black upright and tablet. For left hand, specify 4425L. <b>\$377</b></p>		








# CASTER SELECTIONS

	MODEL #	DESCRIPTION	COLOR	FLOORING	QUANTITY	LIST PRICE
	C1SET	<b>Universal carpet caster</b> 2" dual wheel caster, hooded, no collar.  Available on all bases.	Black	carpet	set of 5	<b>\$75</b>
	C7SET	<b>Slipper glide</b> Allows base to remain at caster height.  Available on all bases.	Black	any surface	set of 5	<b>\$75</b>
	C9RSET	<b>Universal hard floor caster</b> 2.5" dual wheel caster, hooded, no collar.  Available on all bases.	Black Grey urethane treads	vinyl, marble, hardwood	set of 5	<b>\$96</b>
	C10SET	<b>Integrated carpet caster</b> 2" dual wheel caster, hooded, large collar.  Available on Auburn, Concorde, Kate, Malaga and Saxon bases only.	Black	carpet	set of 5	<b>\$84</b>
	C10RSET	<b>Integrated hard floor caster</b> 2" dual wheel caster, hooded, large collar  Available on Auburn, Concorde, Kate, Malaga and Saxon bases only.	Black Grey urethane treads	vinyl, marble, hardwood	set of 5	<b>\$104</b>
	C14RSET	<b>Automatically locking caster</b> 2" dual wheel caster, steel hood, no collar. Brake activated while seated.  Available on all bases.	Black	any surface	set of 5	<b>\$314</b>
	C65SET	<b>Integrated carpet caster</b> 2" dual wheel caster, hooded, standard collar.  Available on all bases except those with slender ends like <b>(B5)</b> and Governor <b>(B7)</b> .	Black	carpet	set of 5	<b>\$75</b>
	C65RSET	<b>Integrated hard floor caster</b> 2" dual wheel caster, hooded, standard collar.  Available on all bases except those with slender ends like <b>(B5)</b> and Governor <b>(B7)</b> .	Black Grey urethane treads	vinyl, marble, hardwood	set of 5	<b>\$96</b>
	C66RSET	<b>Dual wheel roll resistant caster</b> 2" dual wheel caster, steel hood, standard collar. Roll resistance activated when not in use.  Available on all bases except those with slender ends like <b>(B5)</b> and Governor <b>(B7)</b> .	Black	any surface	set of 5	<b>\$141</b>
	C82SET	<b>Large carpet caster</b> 2.5" dual wheel caster, no hood no collar.  Available on all bases.	Black	carpet	set of 5	<b>\$75</b>

## CASTER NOTES:

- The casters shown above are sold in sets for replacement purposes. This price list can also be used to calculate the upcharge to change casters at time of ordering a chair. Optional casters may be priced higher than the standard casters for your chair and the difference will be charged. Lower priced casters will not be credited.
- All casters are not appropriate for all flooring surfaces. Please consult with your sales representative or Global Customer Service representative for special situations that can be verified with the caster manufacturer. Alternative casters, if needed, may require an upcharge.

# DUET AND POPCORN - GLIDE SELECTIONS

GLIDES	SURFACE	CARPET	VINYL SHEET	LVT	VCT	RUBBER	CORK	HARDWOOD	LAMINATE	CERAMIC TILE, STONE	MARBLE, GRANITE	CONCRETE
<b>NO GLIDE (XG)</b> 		●	NR	NR	NR	●	NR	NR	NR	NR	NR	NR
<b>CLEAR POLYCARBONATE GLIDE (CG)</b> 		●	NR	NR	NR	●	NR	NR	NR	NR	NR	●
<b>STAINLESS STEEL PAD ON POLYCARBONATE GLIDE (SG)</b> 		●	NR	NR	NR	●	NR	NR	NR	NR	NR	NR
<b>FELT PAD ON POLYCARBONATE GLIDE (FG)</b> 		NR	●	●	NR	NR	●	NR	●	NR	NR	NR
<b>RUBBER NO SLIP PAD ON POLYCARBONATE GLIDE (RG)</b> 		NR	●	●	●	NR	NR	●	●	●	●	NR

**NOTE:** The above is only a guideline based on clean and properly finished floors. Glides that are not recommended for use will not be covered by Global's Limited Lifetime Warranty. Site conditions can dramatically affect how appropriate a glide is for any application. Regular inspection of glides is critical to preventing floor damage. See descriptions below.

● = BEST FOR APPLICATION

NR = NOT RECOMMENDED FOR USE

**NO GLIDE (XG):** The plain Chrome sled based frame slides easily and silently over carpeted surfaces. Note: do not use in damp areas.

**CLEAR POLYCARBONATE GLIDE (CG):** The polycarbonate glide is easy to move over most flooring. It does not leave marks and it reduces noise on hard surfaces.

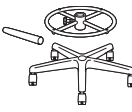
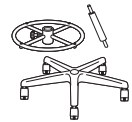
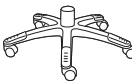

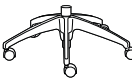

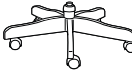
**STAINLESS STEEL PAD ON POLYCARBONATE GLIDE (SG):** The stainless steel bottomed glide slides easily. It is extremely durable, reduces floor contact and noise on hard surfaces.

**FELT PAD ON POLYCARBONATE GLIDE (FG):** The felt bottomed glide moves silently and smoothly on hard surface flooring. Helps to prevent floor damage.






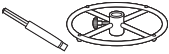



**RUBBER NO SLIP PAD ON POLYCARBONATE GLIDE (RG):** The rubber bottomed glide is slip-resistant. It grips flooring, reduces movement, scratching and eliminates noise.

\* Glides with felt pads (FG) and rubber pads (RG) are also available on four-legged guest chairs in the following series: Caprice, Comet, Diplomat, Lite, Locust, Sidero, Sonic, Supra, Twilight and Vion. Glide and flooring surface combinations follow the recommendations above.

# BASE SELECTIONS

MODEL #	MODEL NAME	LIST PRICE
 2241	<b>Stool conversion kit</b> Includes extension hub for chair's existing pneumatic cylinder, raises seat height by 8 inches. Height adjustable Chrome footrest (18" diameter). Injection molded base in Black only (26.5" diameter). To ensure stability, this kit is recommended for use with task chairs only.	<b>\$252</b>
 2243	<b>Stool conversion kit</b> Includes 10" pneumatic cylinder. Approximate seat height of 24" to 34". Height adjustable Chrome footrest (18" diameter). Provides footrest travel of 8" to 16" above the floor. Injection molded base in Black only (26.5" diameter). To ensure stability, this kit is recommended for use with task chairs only.	<b>\$286</b>
 B2	<b>Aluminum base with Black end guards</b> Polished aluminum five prong base. Shipped complete with standard (C1) carpet casters. For hard surfaces, please specify (C9R). Add \$21.  Replacement cost \$271. Upcharge over Black nylon base \$131.	<b>\$271</b>
 B4M	<b>Oval wood base steel frame</b> Oval style wood-capped steel base. Genuine maple faced veneers and solids. See Seating Finishes - Wood in the Textiles and Finishes section. Please specify. Shipped complete with standard (C1) carpet casters. For hard surfaces, please specify (C9R). Add \$21.  Replacement cost \$271. Upcharge over Black nylon base \$131.	<b>\$271</b>
 B5A	<b>Aluminum high spider base</b> Polished aluminum high arch spider base. Shipped complete with standard (C1) carpet casters. For hard surfaces, please specify (C9R). Add \$21.  Replacement cost \$271. Upcharge over Black nylon base \$131.	<b>\$271</b>
 B7A	<b>Governor base</b> Polished aluminum medium rise base. Shipped complete with standard (C1) carpet casters. For hard surfaces, please specify (C9R). Add \$21.  Replacement cost \$199. Upcharge over Black nylon base \$131.	<b>\$199</b>
 TRADITIONAL BASE	<b>Traditional wood capped base</b> Traditional style wood-capped steel base. Genuine maple faced veneers and solids. See Seating Finishes - Wood in the Textiles and Finishes section. Please specify. Shipped complete with standard (C1) carpet casters. For hard surfaces, please specify (C9R). Add \$21.  Replacement cost \$307. Upcharge over Black nylon base \$184.	<b>\$307</b>

**Note:** Base diameter, trim components and model number may differ for various seating products. Please contact Global Customer Service.

	MODEL #	MODEL NAME
	3G	<b>3" cylinder</b> Soft Descent™ pneumatic lift cylinder with 3 inch travel range. This lift may not be usable on synchro-tilter (-0) and multi-tilter (-3) mechanisms due to operational interference with controls.
	4F	<b>Fixed height swivel spindle #4</b> Fixed height, swivel only. Seat heights is determined by the spindle length which is preset at the factory and cannot be changed.
	4L	<b>4" cylinder, low rise</b> Soft Descent™ low rise, pneumatic lift cylinder with 4 inch travel range.
	5F	<b>Fixed height swivel spindle #5</b> Fixed height, swivel only. Seat heights is determined by the spindle length which is preset at the factory and cannot be changed.
	5L	<b>5" cylinder, low rise</b> Soft Descent™ low rise, pneumatic lift cylinder with 5 inch travel range.
	7G	<b>7" cylinder</b> Soft Descent™ pneumatic lift cylinder with 7 inch travel range. Lift allows most users to sit at both desk and counter heights. Seats may be too tall for shorter users at desk height.
	7R	<b>7" cylinder with 20" Chrome footrest</b> Soft Descent™ pneumatic lift cylinder with 7 inch travel range and adjustable footrest. Lift allows most users to sit at both desk and counter heights. Seats may be too tall for shorter users at desk height (refer to cylinder chart on page 360).
	SC	<b>Self-centering, height auto-return</b> Center and height return pneumatic lift cylinder with 2 inch travel range. Chair always swivels back to face the original direction so groups of chairs remain aligned. The seat height may be lowered by occupant, but chairs return to the maximum seat height when user exits the chair.
	SH	<b>Height auto-return, swivel</b> Height return pneumatic lift cylinder with 2 inch travel range. The seat height may be lowered by occupant, but chairs return to the maximum seat height when user exits the chair.
	SN	<b>Height auto-return, non-swivel</b> Height return pneumatic lift cylinder with 2 inch travel range. The seat height may be lowered by occupant, but chairs return to the maximum seat height when user exits the chair. Lift does not swivel.

## CYLINDER NOTES:

- All cylinders are not appropriate for all mechanisms. Please refer to the following chart for compatibility and effect on minimum seat height.
- For cylinder upcharges and replacement costs, please contact Customer Service.

# CYLINDER SELECTIONS

SERIES	CYLINDER	STD	3G	4L	4F	5L	5F	7G	7R	SC	SH	SN
	Mechanism											
ACCORD	-2	4L	NA	STD	NA	+1.5	NA	+1.0	NA	NA	NA	NA
	-4	4G*	NA	NA	+0.5	NA	+1.0	+1.0	NA	+1.5	+1.5	+1.5
ASPEN	-3	4L	-0.75	STD	NA	+1.5	NA	+2.0	NA	NA	NA	NA
G1 ERGO SELECT	-0	4L	NA	STD	NA	+1.5	NA	NA	NA	NA	NA	NA
	-3, -8	4L	-0.75	STD	NA	+1.5	NA	+2.0	NA	NA	NA	NA
G20		5L	-2.25	-1.5	NA	STD	NA	+1.0	NA	NA	NA	NA
GRANADA DELUXE	-2, -3	4L	NA	STD	NA	+1.5	NA	+2.0	NA	NA	NA	NA
	-5	4L	-0.75	STD	NA	+1.5	NA	+2.0	NA	NA	NA	NA
LOOVER	-3	4L	-0.75	STD	NA	+1.5	NA	+2.0	NA	NA	NA	NA
	-4	5L	-2.25	-1.5	NA	STD	+1.0	+1.0	+1.0	+1.75	+1.75	+1.75
LURAY	-8	5L	-2.25	-1.5	NA	STD	+1.0	+1.0	+1.0	+2.0	+2.0	+2.0
	-2	4L	NA	STD	NA	+1.5	NA	NA	NA	NA	NA	NA
MALAGA	-4	5L	NA	-1.5	+0.5	STD	+1.0	+1.0	NA	+1.5	+1.5	+1.5
	-1, -4	5L	-2.25	-1.5	NA	STD	NA	+1.0	NA	NA	NA	NA
NOVELLO	-2, -3	5L	NA	-1.5	NA	STD	NA	+1.0	NA	NA	NA	NA
		5L	-2.25	-1.5	NA	STD	NA	+1.0	NA	NA	NA	NA
OBUSFORME COMFORT	-2, -3	4L	NA	STD	NA	+1.5	NA	+2.0	NA	NA	NA	NA
	-5	4L	-0.75	STD	NA	+1.5	NA	NA	NA	NA	NA	NA
PREFER		4G*	-1.75	-1.25	+0	+0.25	+1.0	+0.75	+0.75	NA	NA	NA
ROMA		4L*	-0.75	STD	NA	+1.5	+2.5	+2.0	NA	+2.0	+2.0	+2.0
SORA	-8	4L	-0.75	STD	NA	+1.5	NA	+2.0	+2.0	NA	NA	NA
SUPRA-X	-1, -4, -5	5L	-2.25	-1.5	NA	STD	NA	+1.0	NA	NA	NA	NA
	-3	5L	NA	-1.5	NA	STD	NA	+1.0	NA	NA	NA	NA
SYNOPSIS	-3	5L	NA	-1.5	NA	STD	NA	+1.0	NA	NA	NA	NA
	-4	5L	-2.25	-1.5	NA	STD	+1.0	+1.0	NA	+2.25	+2.25	+2.25
TRITEK ERGO SELECT - PETITE SEAT	-3	4L	NA	STD	NA	+1.5	NA	+2.0	NA	NA	NA	NA
	-5	4L	-0.5	STD	NA	+1.5	NA	+2.0	NA	NA	NA	NA
- STANDARD SEAT	-3	5L	NA	-1.5	NA	STD	NA	+1.0	NA	NA	NA	NA
- GENEROUS SEAT	-5	5L	-2.25	-1.5	NA	STD	NA	+1.0	NA	NA	NA	NA
	-3	5G	NA	-2.25	NA	-1.0	NA	+2.0	NA	NA	NA	NA
TRIUMPH	-5	5G	-2.75	-2.25	NA	-1.0	NA	+2.0	NA	NA	NA	NA
	-3, -8	4L*	-0.75	STD	NA	+1.5	NA	+2.0	NA	NA	NA	NA
TRUFORM	-0	5L	NA	-1.5	NA	STD	NA	NA	NA	NA	NA	NA
	-1, -3, -4, -5	5L	NA	-1.5	NA	STD	NA	+1.0	NA	NA	NA	NA
VION	-8	5L	-2.25	-1.5	NA	STD	NA	+1.0	NA	NA	NA	NA
	-3	5L	-2.25	-1.5	NA	STD	NA	+1.0	+1.0	+1.75	+1.75	+1.5
	-4	5L	-2.25	-1.5	NA	STD	+1.0	+1.0	+1.0	+1.0	+1.0	+1.5
	-8	5L	-2.25	-1.5	NA	STD	+0.5	+1.0	NA	NA	NA	+1.5

**NOTE:** CHART VALUES INDICATE CHANGE FROM STANDARD MINIMUM SEAT HEIGHT (IN INCHES).  
 3G AND 7G CYLINDERS ARE NOT AVAILABLE FOR USE WITH THE -0 SYNCHRO-TILT MECHANISM.  
 CYLINDER OPTIONS DO NOT APPLY TO "HEAVY DUTY/24 HR" OR "SPECIALTY" SECTION PRODUCTS. THEIR WARRANTY RELIES ON THE FEATURES OF THE SPECIFIED STANDARD CYLINDER.  
 \*SPECIAL CYLINDER

# specialty



Academic Task .....362



Industrial Anti-Microbial - 62 .....370



Sidero (children's model) .....182



Industrial - 50 .....365



Industrial Wipe Down - 64 .....371

**ACADEMIC TASK**




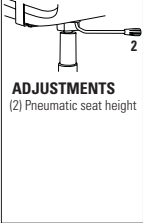


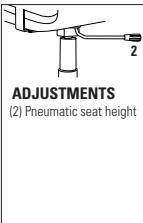

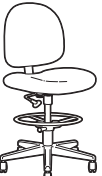
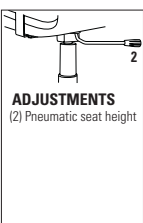


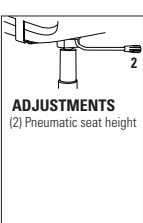

model **S2312 Score**


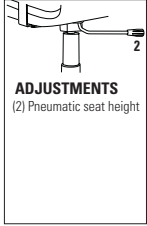

**STANDARD FEATURES**

- Durable task seating designed to sustain years of use in educational and training room applications.
- The back bar is welded or bolted to the chair mechanism and the backrest is permanently fixed in height and angle.
- Vinyl bumper guards are standard on Granada and Score.
- Standard with height adjustable T-arms with curved urethane armcaps (**3N**) in Black only.
- Five prong, injection molded, fiberglass reinforced nylon Black spider base with (**C65**) dual wheel carpet casters.
- Base and frame available in Black only.
- Vari-Width (**WA**) width adjustable arm extensions are standard on Granada when ordered with adjustable height arms. Allows the arms to move away from the seat by 2" on each side to allow space if desired for broader hip widths.

**OPTIONAL FEATURES**

- For hard surface flooring casters, please specify (**C65R**). Add \$21.
- Seat available in memory foam, please specify (**MF**). Add \$106.
- Vari-Width (**WA**) width adjustable arm extensions are available when chair is ordered with adjustable arms. Allows the arms to move away from the seat by 2" on each side to allow space if desired for broader hip widths. Add \$84.
- For additional arm/caster options, please refer to the Arm and Caster section (page 351). *Optional casters may be priced higher than the standard casters for your chair and the difference will be charged. Lower priced optional casters will not be credited.*

DESCRIPTION	FEATURES	MODEL #	STANDARD TEXTILE GRADES													
			1	2	3	4	5	6	7	8	9	10	11	12		
 <p><b>Granada</b></p> <p><b>LB Task Chair Armless/Plain Back</b>                      COM: 1.5 YD   1.37 M                      Unit weight: 30 LB   13.6 KG                      Carton weight: 34 LB   15.42 KG                      Carton volume: 9.75 FT³   0.27 MT³</p>	 <p><b>ADJUSTMENTS</b> (2) Pneumatic seat height</p> <p>Ergonomic features: C, M, N</p>	<b>S2354</b>	608	656	697	743	820	890	961	1022	1099	1171	1268	1406		
		<b>OVERALL DIMENSIONS</b>			<b>SEAT DIMENSIONS</b>			<b>BACK DIMENSIONS</b>								
		<b>W</b>	<b>D</b>	<b>H</b>	<b>W</b>	<b>D</b>	<b>H</b>	<b>W</b>	<b>H</b>							
		IN 20.5 MM 521	24.5 622	38 965	20.5 521	18.5 470	16.5-21.5 419-546	19 483	18.5 470							
			<b>RTA 1</b>		1 per carton											
 <p><b>Score</b></p> <p><b>LB Stool - Task</b>                      COM: 1.25 YD   1.14 M                      Unit weight: 35 LB   15.9 KG                      Carton weight: 38 LB   17.24 KG                      Carton volume: 9.75 FT³   0.27 MT³</p>	 <p><b>ADJUSTMENTS</b> (2) Pneumatic seat height</p> <p>Ergonomic features: C, H, M, N</p>	<b>S2303</b>	568	608	642	681	744	803	862	913	977	1037	1118	1233		
		<b>OVERALL DIMENSIONS</b>			<b>SEAT DIMENSIONS</b>			<b>BACK DIMENSIONS</b>								
		<b>W</b>	<b>D</b>	<b>H</b>	<b>W</b>	<b>D</b>	<b>H</b>	<b>W</b>	<b>H</b>							
		IN 24 MM 610	23.5 597	43 1092	20 508	17.5 445	23-33 584-838	18 457	17 432							
			<b>RTA 1</b>		1 per carton											
 <p><b>Score</b></p> <p><b>LB Stool - Task Armless</b>                      COM: 1.25 YD   1.14 M                      Unit weight: 30 LB   13.6 KG                      Carton weight: 33 LB   14.97 KG                      Carton volume: 9.75 FT³   0.27 MT³</p>	 <p><b>ADJUSTMENTS</b> (2) Pneumatic seat height</p> <p>Ergonomic features: C, M, N</p>	<b>S2304</b>	496	536	570	609	672	731	790	841	905	965	1046	1161		
		<b>OVERALL DIMENSIONS</b>			<b>SEAT DIMENSIONS</b>			<b>BACK DIMENSIONS</b>								
		<b>W</b>	<b>D</b>	<b>H</b>	<b>W</b>	<b>D</b>	<b>H</b>	<b>W</b>	<b>H</b>							
		IN 20 MM 508	23.5 597	43 1092	20 508	17.5 445	23-33 584-838	18 457	17 432							
			<b>RTA 1</b>		1 per carton											
 <p><b>Score</b></p> <p><b>LB Task Armless</b>                      COM: 1.25 YD   1.14 M                      Unit weight: 24 LB   10.9 KG                      Carton weight: 31 LB   14.06 KG                      Carton volume: 10.75 FT³   0.3 MT³</p>	 <p><b>ADJUSTMENTS</b> (2) Pneumatic seat height</p> <p>Ergonomic features: C, M, N</p>	<b>S2312</b>	394	434	468	507	570	629	688	739	803	863	944	1059		
		<b>OVERALL DIMENSIONS</b>			<b>SEAT DIMENSIONS</b>			<b>BACK DIMENSIONS</b>								
		<b>W</b>	<b>D</b>	<b>H</b>	<b>W</b>	<b>D</b>	<b>H</b>	<b>W</b>	<b>H</b>							
		IN 20 MM 508	23.5 597	35.5 902	20 508	17.5 445	16-21 406-533	18 457	17 432							
			<b>RTA 1</b>		1 per carton											

DESCRIPTION	FEATURES	MODEL#	STANDARD TEXTILE GRADES											
			1	2	3	4	5	6	7	8	9	10	11	12
 <p><b>Score</b></p> <p><b>LB Task</b>                      COM: 1.25 YD   1.14 M                      Unit weight: 30 LB   13.6 KG                      Carton weight: 37 LB   16.78 KG                      Carton volume: 10.75 FT<sup>3</sup>   0.3 MT<sup>3</sup></p>	 <p><b>ADJUSTMENTS</b> (2) Pneumatic seat height</p> <p>Ergonomic features: C, H, M, N</p>	<b>S2314</b>	471	511	545	584	647	706	765	816	880	940	1021	1136
			OVERALL DIMENSIONS			SEAT DIMENSIONS			BACK DIMENSIONS					
	<b>W</b>	<b>D</b>	<b>H</b>	<b>W</b>	<b>D</b>	<b>H</b>	<b>W</b>	<b>H</b>						
IN	24	23.5	35.5	20	17.5	16-21	18	17						
MM	610	597	902	508	445	406-533	457	432						
	<b>RTA 1</b>		1 per carton											



**EXPLANATION OF VARIOUS INDUSTRIAL APPLICATIONS**

This section presents only some of the possibilities that are available. Please contact your sales representative for additional information.



**INDUSTRIAL - 50**

Designed for heavier duty intensive environments such as factories, assembly lines and dispatch offices. Seating features durable components including: heavy gauge steel construction, Chromed chip/corrosion/humidity resistant pneumatic lift cylinders and frames, heavy duty bases, weight activated interval safety casters for hard floors or encased leveling glides, wear resistant fabric or easy clean vinyl upholstery.



**ANTI-MICROBIAL (IU - INTENSIVE USE) - 62**

For hospital areas and labs that require furniture that minimizes bacterial and fungal growth and wipes up easily. Anti-microbial seating inhibits micro organism invasion and growth. Integrated filters allow fabric/vinyl to breathe.



**WIPE DOWN (MINOTAUR) - 64**

Furniture designed for dry food manufacturers, hospitals and forensic labs requiring regular and immediate clean up of dust, dirt or powder. Upholstery of any kind is unacceptable here. Features include comfortable Black self-skinned polyurethane seats and backs, chip/corrosion/humidity resistant pneumatic lift cylinders and frames, safety casters or glides. Some Wipe Down products may also be available with ESD.

**FABRIC APPLICATION GRID**

APPLICATION	FABRIC/VINYL
<b>Industrial - 50</b>	<p><b>Grade 1 (fabric):</b> Terrace, Waterfall</p> <p><b>Grade 2 (fabric):</b> Imprint</p> <p><b>Grade 2 (vinyl):</b> Allante FRee, Luxhide, MorCare™ Collection (Arc, Aristo, Verve, Vitality)</p>
<b>Anti-Microbial - 62 with Global UltraSeal™</b>	<p><b>Grade 2 (vinyl):</b> MorCare™ Collection (Arc, Aristo, Verve, Vitality)</p>
<b>Wipe Down - 64</b>	<p>No upholstery required, seats are molded self- skinned urethane (SSU) foam.</p>

INDUSTRIAL - 50



model 3212-50 (3N)



model 3288-50 (3N)




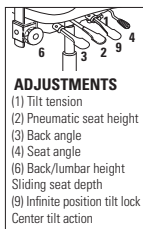

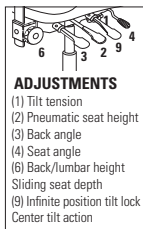

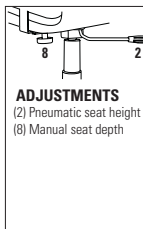
**Industrial - 50**  
Designed for heavy duty environments found in factories, assembly lines and dispatch offices.


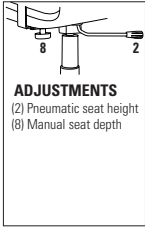

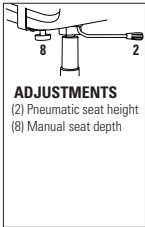

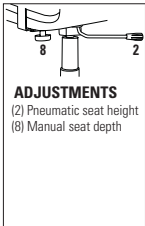
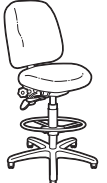
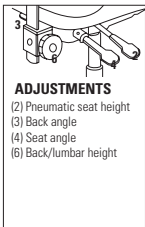

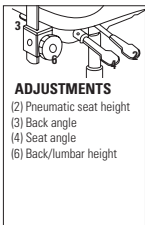
STANDARD FEATURES






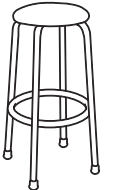
- Granada models feature a molded seat and contoured back with enhanced lumbar support.
- Standard with height adjustable T-arms with curved urethane armcaps (3N) in Black only.
- Chrome chip/corrosion/humidity resistant pneumatic lift cylinders and frames.
- Chairs have a 5" Chrome pneumatic cylinder.
- Stools have a 10" Chrome pneumatic cylinder.
- All chairs and stools have Chrome back uprights.
- Clear protective back bumper (full surround) is standard on select models.
- Side activated sliding seat depth adjustment (MD) is standard on all multi-tilters.
- Heavy duty frame and five prong, injection molded fiberglass reinforced Black base.
- Heavy duty bench stools are standard with non-slip rubber glides.
- Most minotaur models are standard with a five-prong, heavy duty base with metal hub and (C10R) hard surface flooring casters. Work stools are standard with (C7R) glides.
- (C10R) hard surface flooring casters. are standard on Granada models.
- Upholstery options: heavy duty fabric or easy-clean vinyl only (as listed on the fabric application grid).




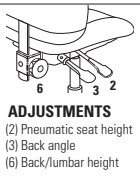
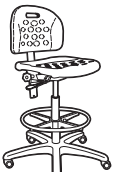
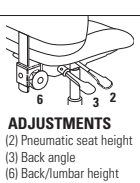
OPTIONAL FEATURES

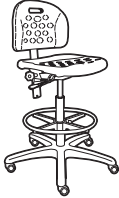
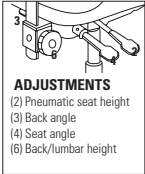
- For additional arm/caster options, please refer to the Arm and Caster section (page 351, 374). *Optional casters may be priced higher than the standard casters for your chair and the difference will be charged. Lower priced optional casters will not be credited.*

DESCRIPTION	FEATURES	MODEL #	STANDARD TEXTILE GRADES													
			1	2	3	4	5	6	7	8	9	10	11	12		
 <p><b>Granada</b></p> <p><b>LB Multi-Tilter</b> COM: 1.5 YD   1.37 M Unit weight: 48 LB   21.8 KG Carton weight: 52 LB   23.59 KG Carton volume: 13 FT<sup>3</sup>   0.36 MT<sup>3</sup></p>	 <p><b>ADJUSTMENTS</b> (1) Tilt tension (2) Pneumatic seat height (3) Back angle (4) Seat angle (6) Back/lumbar height (9) Sliding seat depth (9) Infinite position tilt lock Center tilt action</p>	<b>3212-50</b>	-	1117	1158	1204	1281	1351	1422	1483	1560	1632	1729	1867		
		<b>OVERALL DIMENSIONS</b>			<b>SEAT DIMENSIONS</b>			<b>BACK DIMENSIONS</b>								
		<b>W</b>	<b>D</b>	<b>H</b>	<b>W</b>	<b>D</b>	<b>H</b>	<b>W</b>	<b>H</b>							
		IN 25.5 MM 648	24 610	40 1016	20.5 521	17-19.5 432-495	17.5-22.5 445-572	19 483	17.5-21.5 445-546							
		<b>RTA 2</b>	1 per carton													
 <p><b>Granada</b></p> <p><b>HB Multi-Tilter</b> COM: 1.75 YD   1.6 M Unit weight: 51 LB   23.2 KG Carton weight: 55 LB   24.95 KG Carton volume: 15.5 FT<sup>3</sup>   0.43 MT<sup>3</sup></p>	 <p><b>ADJUSTMENTS</b> (1) Tilt tension (2) Pneumatic seat height (3) Back angle (4) Seat angle (6) Back/lumbar height (9) Sliding seat depth (9) Infinite position tilt lock Center tilt action</p>	<b>3217-50</b>	-	1156	1203	1258	1347	1429	1511	1583	1672	1756	1870	2031		
		<b>OVERALL DIMENSIONS</b>			<b>SEAT DIMENSIONS</b>			<b>BACK DIMENSIONS</b>								
		<b>W</b>	<b>D</b>	<b>H</b>	<b>W</b>	<b>D</b>	<b>H</b>	<b>W</b>	<b>H</b>							
		IN 25.5 MM 648	24.5 622	43 1092	20.5 521	17-19.5 432-495	17.5-22.5 445-572	19 483	21.5-25.5 546-648							
		<b>RTA 2</b>	1 per carton													
 <p><b>Granada</b></p> <p><b>LB Task Armless</b> COM: 1.5 YD   1.37 M Unit weight: 28 LB   12.7 KG Carton weight: 32 LB   14.51 KG Carton volume: 13 FT<sup>3</sup>   0.36 MT<sup>3</sup></p>	 <p><b>ADJUSTMENTS</b> (2) Pneumatic seat height (8) Manual seat depth</p>	<b>3254-50</b>	-	767	808	854	931	1001	1072	1133	1210	1282	1379	1517		
		<b>OVERALL DIMENSIONS</b>			<b>SEAT DIMENSIONS</b>			<b>BACK DIMENSIONS</b>								
		<b>W</b>	<b>D</b>	<b>H</b>	<b>W</b>	<b>D</b>	<b>H</b>	<b>W</b>	<b>H</b>							
		IN 20.5 MM 521	24 610	38 965	20.5 521	17.5-19 445-483	16.5-21.5 419-546	19 483	19 483							
		<b>RTA 2</b>	1 per carton													

DESCRIPTION	FEATURES	MODEL#	STANDARD TEXTILE GRADES													
			1	2	3	4	5	6	7	8	9	10	11	12		
 <p><b>Granada</b></p> <p><b>LB Task w/ 3N Arms</b>                      COM: 1.5 YD   1.37 M                      Unit weight: 36 LB   16.4 KG                      Carton weight: 40 LB   18.14 KG                      Carton volume: 13 FT<sup>3</sup>   0.36 MT<sup>3</sup></p>	 <p><b>ADJUSTMENTS</b>                      (2) Pneumatic seat height                      (8) Manual seat depth</p> <p>Ergonomic features:                      C, E, M, N</p>	<b>3255-50</b>	-	881	922	968	1045	1115	1186	1247	1324	1396	1493	1631		
		<b>OVERALL DIMENSIONS</b>			<b>SEAT DIMENSIONS</b>			<b>BACK DIMENSIONS</b>								
		<b>W</b>	<b>D</b>	<b>H</b>	<b>W</b>	<b>D</b>	<b>H</b>	<b>W</b>	<b>H</b>							
		IN 25.5 MM 648	24 610	38 965	20.5 521	17.5-19 445-483	16.5-21.5 419-546	19 483	19 483							
			<b>RTA 2</b>	1 per carton												
 <p><b>Granada</b></p> <p><b>Task Stool Armless</b>                      COM: 1.5 YD   1.37 M                      Unit weight: 32 LB   14.5 KG                      Carton weight: 37 LB   16.78 KG                      Carton volume: 13 FT<sup>3</sup>   0.36 MT<sup>3</sup></p>	 <p><b>ADJUSTMENTS</b>                      (2) Pneumatic seat height                      (8) Manual seat depth</p> <p>Ergonomic features:                      C, E, M, N</p>	<b>3256-50</b>	-	885	926	972	1049	1119	1190	1251	1328	1400	1497	1635		
		<b>OVERALL DIMENSIONS</b>			<b>SEAT DIMENSIONS</b>			<b>BACK DIMENSIONS</b>								
		<b>W</b>	<b>D</b>	<b>H</b>	<b>W</b>	<b>D</b>	<b>H</b>	<b>W</b>	<b>H</b>							
		IN 20.5 MM 521	24 610	48 1219	20.5 521	17.5-19 445-483	23-33 584-838	19 483	19 483							
			<b>RTA 2</b>	1 per carton												
 <p><b>Granada</b></p> <p><b>Task Stool w/ 3N Arms</b>                      COM: 1.5 YD   1.37 M                      Unit weight: 38 LB   17.3 KG                      Carton weight: 43 LB   19.5 KG                      Carton volume: 15.75 FT<sup>3</sup>   0.44 MT<sup>3</sup></p>	 <p><b>ADJUSTMENTS</b>                      (2) Pneumatic seat height                      (8) Manual seat depth</p> <p>Ergonomic features:                      C, E, H, M, N, Q</p>	<b>3257-50</b>	-	1001	1042	1088	1165	1235	1306	1367	1444	1516	1613	1751		
		<b>OVERALL DIMENSIONS</b>			<b>SEAT DIMENSIONS</b>			<b>BACK DIMENSIONS</b>								
		<b>W</b>	<b>D</b>	<b>H</b>	<b>W</b>	<b>D</b>	<b>H</b>	<b>W</b>	<b>H</b>							
		IN 25.5 MM 648	24 610	48 1219	20.5 521	17.5-19 445-483	23-33 584-838	19 483	19 483							
			<b>RTA 2</b>	1 per carton												
 <p><b>Granada</b></p> <p><b>Operator Stool Armless</b>                      COM: 1.5 YD   1.37 M                      Unit weight: 39 LB   17.7 KG                      Carton weight: 44 LB   19.96 KG                      Carton volume: 13 FT<sup>3</sup>   0.36 MT<sup>3</sup></p>	 <p><b>ADJUSTMENTS</b>                      (2) Pneumatic seat height                      (3) Back angle                      (4) Seat angle                      (6) Back/lumbar height</p> <p>Ergonomic features:                      C, D, F, G, M, N</p>	<b>3278-50</b>	-	1070	1111	1157	1234	1304	1375	1436	1513	1585	1682	1820		
		<b>OVERALL DIMENSIONS</b>			<b>SEAT DIMENSIONS</b>			<b>BACK DIMENSIONS</b>								
		<b>W</b>	<b>D</b>	<b>H</b>	<b>W</b>	<b>D</b>	<b>H</b>	<b>W</b>	<b>H</b>							
		IN 20.5 MM 521	23.5 597	48 1219	20.5 521	17.5 445	24-34 610-864	19 483	17.5-21.5 445-546							
			<b>RTA 2</b>	1 per carton												
 <p><b>Granada</b></p> <p><b>Operator Stool w/ 3N Arms</b>                      COM: 1.5 YD   1.37 M                      Unit weight: 47 LB   21.4 KG                      Carton weight: 52 LB   23.59 KG                      Carton volume: 15.75 FT<sup>3</sup>   0.44 MT<sup>3</sup></p>	 <p><b>ADJUSTMENTS</b>                      (2) Pneumatic seat height                      (3) Back angle                      (4) Seat angle                      (6) Back/lumbar height</p> <p>Ergonomic features:                      C, D, F, G, H, M, N, Q</p>	<b>3288-50</b>	-	1185	1226	1272	1349	1419	1490	1551	1628	1700	1797	1935		
		<b>OVERALL DIMENSIONS</b>			<b>SEAT DIMENSIONS</b>			<b>BACK DIMENSIONS</b>								
		<b>W</b>	<b>D</b>	<b>H</b>	<b>W</b>	<b>D</b>	<b>H</b>	<b>W</b>	<b>H</b>							
		IN 25.5 MM 648	23.5 597	48 1219	20.5 521	17.5 445	24-34 610-864	19 483	17.5-21.5 445-546							
			<b>RTA 2</b>	1 per carton												

DESCRIPTION	FEATURES	MODEL#	STANDARD TEXTILE GRADES												
			1	2	3	4	5	6	7	8	9	10	11	12	
 <p><b>Minotaur - Work Stool</b> COM: 0.75 YD   0.69 M Unit weight: 11 LB   5 KG Carton weight: 19 LB   8.62 KG Carton volume: 14.5 FT³   0.41 MT³</p>	360° swivel. 5" pneumatic.  Ergonomic features: C	9602-50	-	298	318	342	380	415	450	481	519	555	604	673	
		OVERALL DIMENSIONS			SEAT DIMENSIONS			BACK DIMENSIONS							
		W	D	H	W	D	H	W	H						
		IN 14	14	17.5	14	-	15-20	-	-						
			MM 356	356	445	356	-	381-508	-	-					
			RTA 00	courier		1 per carton									
 <p><b>Minotaur - Work Stool</b> COM: 0.75 YD   0.69 M Unit weight: 13 LB   5.9 KG Carton weight: 21 LB   9.53 KG Carton volume: 14.5 FT³   0.41 MT³</p>	360° swivel. 10" pneumatic.  Ergonomic features: C	9604-50	-	343	363	387	425	460	495	526	564	600	649	718	
		OVERALL DIMENSIONS			SEAT DIMENSIONS			BACK DIMENSIONS							
		W	D	H	W	D	H	W	H						
		IN 14	14	26.5	14	-	21.5-31.5	-	-						
			MM 356	356	673	356	-	546-800	-	-					
			RTA 00			1 per carton									
 <p><b>Minotaur - Work Stool</b> COM: N/A Unit weight: 12 LB   5.5 KG Carton weight: 16 LB   7.26 KG Carton volume: 13 FT³   0.36 MT³</p>	360° swivel. 5" pneumatic.  Ergonomic features: C	List price		9611-50	472										
		OVERALL DIMENSIONS			SEAT DIMENSIONS			BACK DIMENSIONS							
		W	D	H	W	D	H	W	H						
		IN -	-	24.5	14	-	15-20	-	-						
			MM -	-	622	356	-	381-508	-	-					
			RTA 00			1 per carton									
 <p><b>Minotaur - Work Stool</b> COM: N/A Unit weight: 14 LB   6.4 KG Carton weight: 22 LB   9.98 KG Carton volume: 14.5 FT³   0.41 MT³</p>	360° swivel. 10" pneumatic.  Ergonomic features: C	List price		9612-50	517										
		OVERALL DIMENSIONS			SEAT DIMENSIONS			BACK DIMENSIONS							
		W	D	H	W	D	H	W	H						
		IN -	-	31	14	-	21.5-31.5	-	-						
			MM -	-	787	356	-	546-800	-	-					
			RTA 00			1 per carton									
 <p><b>Minotaur - Heavy Duty Bench Stool</b> COM: 0.75 YD   0.69 M Unit weight: 13 LB   5.9 KG Carton weight: 17 LB   7.71 KG Carton volume: 5.5 FT³   0.15 MT³</p>	360° swivel. 10" pneumatic.  Ergonomic features: C	9624-50	-	296	316	340	378	413	448	479	517	553	602	671	
		OVERALL DIMENSIONS			SEAT DIMENSIONS			BACK DIMENSIONS							
		W	D	H	W	D	H	W	H						
		IN 16	16	27.5	14	-	27.5	-	-						
			MM 406	406	699	356	-	699	-	-					
			RTA 00	courier		1 per carton									
 <p><b>Minotaur - Heavy Duty Bench Stool</b> COM: 0.75 YD   0.69 M Unit weight: 15 LB   6.8 KG Carton weight: 19 LB   8.62 KG Carton volume: 5.5 FT³   0.15 MT³</p>	360° swivel. 10" pneumatic.  Ergonomic features: C	9632-50	-	320	340	364	402	437	472	503	541	577	626	695	
		OVERALL DIMENSIONS			SEAT DIMENSIONS			BACK DIMENSIONS							
		W	D	H	W	D	H	W	H						
		IN 16	16	32.5	14	-	32.5	-	-						
			MM 406	406	826	356	-	826	-	-					
			RTA 00	courier		1 per carton									

DESCRIPTION	FEATURES	MODEL#	STANDARD TEXTILE GRADES																															
 <p><b>Minotaur - Task Chair</b> COM: N/A Unit weight: 22 LB   10 KG Carton weight: 26 LB   11.79 KG Carton volume: 13 FT<sup>3</sup>   0.36 MT<sup>3</sup></p>	<p>360° swivel. 5" pneumatic.</p> <p>Ergonomic features: C, E</p>	List price																																
		9662-50	638																															
		<table border="1"> <thead> <tr> <th colspan="3">OVERALL DIMENSIONS</th> <th colspan="3">SEAT DIMENSIONS</th> <th colspan="2">BACK DIMENSIONS</th> </tr> <tr> <th>W</th> <th>D</th> <th>H</th> <th>W</th> <th>D</th> <th>H</th> <th>W</th> <th>H</th> </tr> </thead> <tbody> <tr> <td>IN</td> <td>-</td> <td>-</td> <td>32</td> <td>18</td> <td>16.5-19</td> <td>14-19</td> <td>16.5</td> <td>16</td> </tr> <tr> <td>MM</td> <td>-</td> <td>-</td> <td>813</td> <td>457</td> <td>419-483</td> <td>356-483</td> <td>419</td> <td>406</td> </tr> </tbody> </table>	OVERALL DIMENSIONS			SEAT DIMENSIONS			BACK DIMENSIONS		W	D	H	W	D	H	W	H	IN	-	-	32	18	16.5-19	14-19	16.5	16	MM	-	-	813	457	419-483	356-483
OVERALL DIMENSIONS			SEAT DIMENSIONS			BACK DIMENSIONS																												
W	D	H	W	D	H	W	H																											
IN	-	-	32	18	16.5-19	14-19	16.5	16																										
MM	-	-	813	457	419-483	356-483	419	406																										
RTA 2	1 per carton																																	
 <p><b>Minotaur - Task Stool</b> COM: N/A Unit weight: 29 LB   13.2 KG Carton weight: 33 LB   14.97 KG Carton volume: 13 FT<sup>3</sup>   0.36 MT<sup>3</sup></p>	<p>360° swivel. 10" pneumatic.</p> <p>Ergonomic features: C, E</p>	List price																																
		9663-50	769																															
		<table border="1"> <thead> <tr> <th colspan="3">OVERALL DIMENSIONS</th> <th colspan="3">SEAT DIMENSIONS</th> <th colspan="2">BACK DIMENSIONS</th> </tr> <tr> <th>W</th> <th>D</th> <th>H</th> <th>W</th> <th>D</th> <th>H</th> <th>W</th> <th>H</th> </tr> </thead> <tbody> <tr> <td>IN</td> <td>-</td> <td>-</td> <td>42</td> <td>18</td> <td>16.5-19</td> <td>20-30</td> <td>16.5</td> <td>16.5</td> </tr> <tr> <td>MM</td> <td>-</td> <td>-</td> <td>1067</td> <td>457</td> <td>419-483</td> <td>508-762</td> <td>419</td> <td>419</td> </tr> </tbody> </table>	OVERALL DIMENSIONS			SEAT DIMENSIONS			BACK DIMENSIONS		W	D	H	W	D	H	W	H	IN	-	-	42	18	16.5-19	20-30	16.5	16.5	MM	-	-	1067	457	419-483	508-762
OVERALL DIMENSIONS			SEAT DIMENSIONS			BACK DIMENSIONS																												
W	D	H	W	D	H	W	H																											
IN	-	-	42	18	16.5-19	20-30	16.5	16.5																										
MM	-	-	1067	457	419-483	508-762	419	419																										
RTA 2	1 per carton																																	
 <p><b>Minotaur - Posture Task Chair</b> COM: N/A Unit weight: 26 LB   11.8 KG Carton weight: 30 LB   13.61 KG Carton volume: 13 FT<sup>3</sup>   0.36 MT<sup>3</sup></p>	 <p><b>ADJUSTMENTS</b> (2) Pneumatic seat height (3) Back angle (6) Back/lumbar height</p> <p>5" pneumatic.</p> <p>Ergonomic features: C, D</p>	List price																																
		9664-50	726																															
		<table border="1"> <thead> <tr> <th colspan="3">OVERALL DIMENSIONS</th> <th colspan="3">SEAT DIMENSIONS</th> <th colspan="2">BACK DIMENSIONS</th> </tr> <tr> <th>W</th> <th>D</th> <th>H</th> <th>W</th> <th>D</th> <th>H</th> <th>W</th> <th>H</th> </tr> </thead> <tbody> <tr> <td>IN</td> <td>-</td> <td>-</td> <td>32</td> <td>18</td> <td>16</td> <td>14-19</td> <td>16.5</td> <td>12.5-19</td> </tr> <tr> <td>MM</td> <td>-</td> <td>-</td> <td>813</td> <td>457</td> <td>406</td> <td>356-483</td> <td>419</td> <td>318-483</td> </tr> </tbody> </table>	OVERALL DIMENSIONS			SEAT DIMENSIONS			BACK DIMENSIONS		W	D	H	W	D	H	W	H	IN	-	-	32	18	16	14-19	16.5	12.5-19	MM	-	-	813	457	406	356-483
OVERALL DIMENSIONS			SEAT DIMENSIONS			BACK DIMENSIONS																												
W	D	H	W	D	H	W	H																											
IN	-	-	32	18	16	14-19	16.5	12.5-19																										
MM	-	-	813	457	406	356-483	419	318-483																										
RTA 2	1 per carton																																	
 <p><b>Minotaur - Posture Task Stool</b> COM: N/A Unit weight: 27 LB   12.3 KG Carton weight: 33 LB   14.97 KG Carton volume: 13 FT<sup>3</sup>   0.36 MT<sup>3</sup></p>	 <p><b>ADJUSTMENTS</b> (2) Pneumatic seat height (3) Back angle (6) Back/lumbar height</p> <p>10" pneumatic.</p> <p>Ergonomic features: C, D</p>	List price																																
		9665-50	855																															
		<table border="1"> <thead> <tr> <th colspan="3">OVERALL DIMENSIONS</th> <th colspan="3">SEAT DIMENSIONS</th> <th colspan="2">BACK DIMENSIONS</th> </tr> <tr> <th>W</th> <th>D</th> <th>H</th> <th>W</th> <th>D</th> <th>H</th> <th>W</th> <th>H</th> </tr> </thead> <tbody> <tr> <td>IN</td> <td>-</td> <td>-</td> <td>42</td> <td>18</td> <td>16</td> <td>20.5-30.5</td> <td>16.5</td> <td>12.5-19</td> </tr> <tr> <td>MM</td> <td>-</td> <td>-</td> <td>1067</td> <td>457</td> <td>406</td> <td>521-775</td> <td>419</td> <td>318-483</td> </tr> </tbody> </table>	OVERALL DIMENSIONS			SEAT DIMENSIONS			BACK DIMENSIONS		W	D	H	W	D	H	W	H	IN	-	-	42	18	16	20.5-30.5	16.5	12.5-19	MM	-	-	1067	457	406	521-775
OVERALL DIMENSIONS			SEAT DIMENSIONS			BACK DIMENSIONS																												
W	D	H	W	D	H	W	H																											
IN	-	-	42	18	16	20.5-30.5	16.5	12.5-19																										
MM	-	-	1067	457	406	521-775	419	318-483																										
RTA 2	1 per carton																																	
 <p><b>Minotaur - Operator Chair</b> COM: N/A Unit weight: 29 LB   13.2 KG Carton weight: 34 LB   15.42 KG Carton volume: 13 FT<sup>3</sup>   0.36 MT<sup>3</sup></p>	 <p><b>ADJUSTMENTS</b> (2) Pneumatic seat height (3) Back angle (4) Seat angle (6) Back/lumbar height</p> <p>5" pneumatic.</p> <p>Ergonomic features: C, D, F, G</p>	List price																																
		9666-50	804																															
		<table border="1"> <thead> <tr> <th colspan="3">OVERALL DIMENSIONS</th> <th colspan="3">SEAT DIMENSIONS</th> <th colspan="2">BACK DIMENSIONS</th> </tr> <tr> <th>W</th> <th>D</th> <th>H</th> <th>W</th> <th>D</th> <th>H</th> <th>W</th> <th>H</th> </tr> </thead> <tbody> <tr> <td>IN</td> <td>-</td> <td>-</td> <td>32</td> <td>18</td> <td>17</td> <td>15-20</td> <td>16.5</td> <td>12.5-19</td> </tr> <tr> <td>MM</td> <td>-</td> <td>-</td> <td>813</td> <td>457</td> <td>432</td> <td>381-508</td> <td>419</td> <td>318-483</td> </tr> </tbody> </table>	OVERALL DIMENSIONS			SEAT DIMENSIONS			BACK DIMENSIONS		W	D	H	W	D	H	W	H	IN	-	-	32	18	17	15-20	16.5	12.5-19	MM	-	-	813	457	432	381-508
OVERALL DIMENSIONS			SEAT DIMENSIONS			BACK DIMENSIONS																												
W	D	H	W	D	H	W	H																											
IN	-	-	32	18	17	15-20	16.5	12.5-19																										
MM	-	-	813	457	432	381-508	419	318-483																										
RTA 2	1 per carton																																	

DESCRIPTION	FEATURES	MODEL#	STANDARD TEXTILE GRADES																																							
 <p><b>Minotaur - Operator Stool</b>                      COM: N/A                      Unit weight: 30 LB   13.6 KG                      Carton weight: 35 LB   15.88 KG                      Carton volume: 13 FT<sup>3</sup>   0.36 MT<sup>3</sup></p>	 <p><b>ADJUSTMENTS</b>                      (2) Pneumatic seat height                      (3) Back angle                      (4) Seat angle                      (6) Back/lumbar height</p>	List price																																								
		9667-50	934																																							
		<table border="1"> <thead> <tr> <th colspan="3">OVERALL DIMENSIONS</th> <th colspan="3">SEAT DIMENSIONS</th> <th colspan="2">BACK DIMENSIONS</th> </tr> <tr> <th>W</th> <th>D</th> <th>H</th> <th>W</th> <th>D</th> <th>H</th> <th>W</th> <th>H</th> </tr> </thead> <tbody> <tr> <td>IN</td> <td>-</td> <td>-</td> <td>42</td> <td>18</td> <td>17</td> <td>21-31</td> <td>16.5</td> <td>12.5-19</td> </tr> <tr> <td>MM</td> <td>-</td> <td>-</td> <td>1067</td> <td>457</td> <td>432</td> <td>533-787</td> <td>419</td> <td>318-483</td> </tr> </tbody> </table>			OVERALL DIMENSIONS			SEAT DIMENSIONS			BACK DIMENSIONS		W	D	H	W	D	H	W	H	IN	-	-	42	18	17	21-31	16.5	12.5-19	MM	-	-	1067	457	432	533-787	419	318-483	<b>RTA 2</b>			1 per carton
OVERALL DIMENSIONS			SEAT DIMENSIONS			BACK DIMENSIONS																																				
W	D	H	W	D	H	W	H																																			
IN	-	-	42	18	17	21-31	16.5	12.5-19																																		
MM	-	-	1067	457	432	533-787	419	318-483																																		

INDUSTRIAL ANTI-MICROBIAL - 62



**Anti-Microbial - 62**  
Upholstered chairs have vinyl and an integrated filter applied to the underside of the seat to prevent dust and other contaminants from entering the environment.



model 9602-62






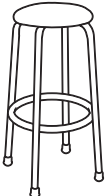

\* image shown is for illustration purposes only.

STANDARD FEATURES

- \*Anti-Microbial models have a Chrome back upright and polished aluminum base.
- Chrome chip/corrosion/humidity resistant pneumatic lift cylinders and frames.
- Chairs have a 5" Chrome pneumatic cylinder.
- Stools have a 10" Chrome pneumatic cylinder.
- All chairs and stools have Chrome back uprights and frames.
- All bench stools have Chrome frames.
- Five prong, polished aluminum base with **(C10R)** hard surface flooring casters.
- **(C7R)** glides are standard on Minotaur work stools.
- Upholstery options: MorCare™ vinyl (grade 2) only.

OPTIONAL FEATURES

- For additional arm/caster options, please refer to the Arm and Caster section (page 351, 374). *Optional casters may be priced higher than the standard casters for your chair and the difference will be charged. Lower priced optional casters will not be credited.*

DESCRIPTION	FEATURES	MODEL #	STANDARD TEXTILE GRADES											
			1	2	3	4	5	6	7	8	9	10	11	12
 <p><b>Minotaur - Work Stool</b> COM: 0.75 YD   0.69 M Unit weight: 11 LB   5 KG Carton weight: 14 LB   6.35 KG Carton volume: 9.75 FT³   0.27 MT³</p>	360° swivel. 5" pneumatic.  Ergonomic features: C	9602-62	-	394	414	438	476	511	546	577	615	651	700	769
		OVERALL DIMENSIONS			SEAT DIMENSIONS			BACK DIMENSIONS						
		W	D	H	W	D	H	W	H					
		IN 14 MM 356	14 356	17.5 445	14 356	-	15-20 381-508	-	-					
			<b>RTA 00</b>		1 per carton									
 <p><b>Minotaur - Work Stool</b> COM: 0.75 YD   0.69 M Unit weight: 13 LB   5.9 KG Carton weight: 16 LB   7.26 KG Carton volume: 13 FT³   0.36 MT³</p>	360° swivel. 10" pneumatic.  Ergonomic features: C	9604-62	-	436	456	480	518	553	588	619	657	693	742	811
		OVERALL DIMENSIONS			SEAT DIMENSIONS			BACK DIMENSIONS						
		W	D	H	W	D	H	W	H					
		IN 14 MM 356	14 356	26.5 673	14 356	-	21.5-31.5 546-800	-	-					
			<b>RTA 00</b>		1 per carton									
 <p><b>Minotaur - Heavy Duty Bench Stool</b> COM: 0.75 YD   0.69 M Unit weight: 13 LB   5.9 KG Carton weight: 17 LB   7.71 KG Carton volume: 5.5 FT³   0.15 MT³</p>		9624-62	-	557	577	601	639	674	709	740	778	814	863	932
		OVERALL DIMENSIONS			SEAT DIMENSIONS			BACK DIMENSIONS						
		W	D	H	W	D	H	W	H					
		IN 16 MM 406	16 406	27.5 699	14 356	-	27.5 699	-	-					
			<b>RTA 00</b>		1 per carton									
 <p><b>Minotaur - Heavy Duty Bench Stool</b> COM: 0.75 YD   0.69 M Unit weight: 15 LB   6.8 KG Carton weight: 19 LB   8.62 KG Carton volume: 5.5 FT³   0.15 MT³</p>		9632-62	-	578	598	622	660	695	730	761	799	835	884	953
		OVERALL DIMENSIONS			SEAT DIMENSIONS			BACK DIMENSIONS						
		W	D	H	W	D	H	W	H					
		IN 16 MM 406	16 406	32.5 826	14 356	-	32.5 826	-	-					
			<b>RTA 00</b>		1 per carton									

INDUSTRIAL WIPE DOWN - 64



model 9632-64

model 9667-64



**Wipe Down - 64**  
Furniture designed for dry food manufacturers, hospitals and forensic labs requiring regular and immediate clean up of dust, dirt or powder.





STANDARD FEATURES

- \*Wipe Down models have a Black pneumatic cylinder.
- Minotaur Wipe Down models have comfortable Black, self-skinned urethane (SSU) seats and backs.
- Seating features durable components including heavy gauge steel construction.
- Chip/corrosion/humidity resistant pneumatic lift cylinders and frames.
- Stools have a 5" or 10" Black pneumatic cylinder.
- All chairs have a Chrome back upright.
- All bench stools have Chrome frames.
- Five prong, heavy duty, injection molded fiberglass reinforced Black base with (C10R) hard surface flooring casters.
- Work stools are standard with (C7R) glides.

OPTIONAL FEATURES

- No arms are available for any work stools.
- Work stools are available with optional (C65R) casters, please specify. No upcharge.
- For additional arm/caster options, please refer to the Arm and Caster section (page 351, 374). *Optional casters may be priced higher than the standard casters for your chair and the difference will be charged. Lower priced optional casters will not be credited.*

\* images shown are for illustration purposes only.

DESCRIPTION	FEATURES	MODEL #	STANDARD TEXTILE GRADES						
 <p><b>Minotaur - Work Stool</b> COM: N/A Unit weight: 11 LB   5 KG Carton weight: 14 LB   6.35 KG Carton volume: 6.5 FT<sup>3</sup>   0.18 MT<sup>3</sup></p>	360° swivel. 5" pneumatic.  Ergonomic features: C	List price							
		9602-64	348						
		OVERALL DIMENSIONS			SEAT DIMENSIONS			BACK DIMENSIONS	
		W	D	H	W	D	H	W	H
IN		17.5	14	-	15-20	-	-		
MM		445	356	-	381-508	-	-		
		<b>RTA 00</b>	1 per carton						
 <p><b>Minotaur - Work Stool</b> COM: N/A Unit weight: 13 LB   5.9 KG Carton weight: 20 LB   9.07 KG Carton volume: 9.5 FT<sup>3</sup>   0.26 MT<sup>3</sup></p>	360° swivel. 10" pneumatic.  Ergonomic features: C	List price							
		9604-64	394						
		OVERALL DIMENSIONS			SEAT DIMENSIONS			BACK DIMENSIONS	
		W	D	H	W	D	H	W	H
IN		26.5	14	-	21.5-31.5	-	-		
MM		673	356	-	546-800	-	-		
		<b>RTA 00</b>	1 per carton						
 <p><b>Minotaur - Work Stool</b> COM: N/A Unit weight: 12 LB   5.5 KG Carton weight: 19 LB   8.62 KG Carton volume: 9.5 FT<sup>3</sup>   0.26 MT<sup>3</sup></p>	360° swivel. 5" pneumatic.  Ergonomic features: C	List price							
		9611-64	394						
		OVERALL DIMENSIONS			SEAT DIMENSIONS			BACK DIMENSIONS	
		W	D	H	W	D	H	W	H
IN		24.5	14	-	15-20	-	-		
MM		622	356	-	381-508	-	-		
		<b>RTA 00</b>	1 per carton						
 <p><b>Minotaur - Work Stool</b> COM: N/A Unit weight: 14 LB   6.4 KG Carton weight: 22 LB   9.98 KG Carton volume: 13.75 FT<sup>3</sup>   0.38 MT<sup>3</sup></p>	360° swivel. 10" pneumatic.  Ergonomic features: C	List price							
		9612-64	436						
		OVERALL DIMENSIONS			SEAT DIMENSIONS			BACK DIMENSIONS	
		W	D	H	W	D	H	W	H
IN		31	14	-	21.5-31.5	-	-		
MM		787	356	-	546-800	-	-		
		<b>RTA 00</b>	1 per carton						

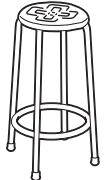


DESCRIPTION FEATURES MODEL# STANDARD TEXTILE GRADES



**Minotaur - Heavy Duty Bench Stool**  
 COM: N/A  
 Unit weight: 13 LB | 5.9 KG  
 Carton weight: 17 LB | 7.71 KG  
 Carton volume: 5.5 FT<sup>3</sup> | 0.15 MT<sup>3</sup>

List price							
9624-64	399						
OVERALL DIMENSIONS			SEAT DIMENSIONS			BACK DIMENSIONS	
W	D	H	W	D	H	W	H
IN		27.5	14	-	27.5	-	-
MM		699	356	-	699	-	-
RTA 00		courier		1 per carton			



**Minotaur - Heavy Duty Bench Stool**  
 COM: N/A  
 Unit weight: 15 LB | 6.8 KG  
 Carton weight: 19 LB | 8.62 KG  
 Carton volume: 5.5 FT<sup>3</sup> | 0.15 MT<sup>3</sup>

List price							
9632-64	421						
OVERALL DIMENSIONS			SEAT DIMENSIONS			BACK DIMENSIONS	
W	D	H	W	D	H	W	H
IN		32.5	14	-	32.5	-	-
MM		826	356	-	826	-	-
RTA 00		courier		1 per carton			



**Minotaur - Task Chair**  
 COM: N/A  
 Unit weight: 22 LB | 10 KG  
 Carton weight: 26 LB | 11.79 KG  
 Carton volume: 13 FT<sup>3</sup> | 0.36 MT<sup>3</sup>

360° swivel.  
 5" pneumatic.  
 Ergonomic features:  
 C, E

List price							
9662-64	557						
OVERALL DIMENSIONS			SEAT DIMENSIONS			BACK DIMENSIONS	
W	D	H	W	D	H	W	H
IN		32	18	16.5-19	14-19	16.5	16
MM		813	457	419-483	356-483	419	406
RTA 2		1 per carton					



**Minotaur - Task Stool**  
 COM: N/A  
 Unit weight: 29 LB | 13.2 KG  
 Carton weight: 33 LB | 14.97 KG  
 Carton volume: 13 FT<sup>3</sup> | 0.36 MT<sup>3</sup>

360° swivel.  
 10" pneumatic.  
 Ergonomic features:  
 C, E




List price							
9663-64	690						
OVERALL DIMENSIONS			SEAT DIMENSIONS			BACK DIMENSIONS	
W	D	H	W	D	H	W	H
IN		42	18	16.5-19	20-30	16.5	16.5
MM		1067	457	419-483	508-762	419	419
RTA 2		1 per carton					






**Minotaur - Posture Task Chair**  
 COM: N/A  
 Unit weight: 26 LB | 11.8 KG  
 Carton weight: 30 LB | 13.61 KG  
 Carton volume: 13 FT<sup>3</sup> | 0.36 MT<sup>3</sup>

360° swivel.  
 5" pneumatic.  
 Ergonomic features:  
 C, D

List price							
9664-64	647						
OVERALL DIMENSIONS			SEAT DIMENSIONS			BACK DIMENSIONS	
W	D	H	W	D	H	W	H
IN		32	18	16	14-19	16.5	12.5-19
MM		813	457	406	356-483	419	318-483
RTA 2		1 per carton					

DESCRIPTION	FEATURES	MODEL#	STANDARD TEXTILE GRADES					
 <p><b>Minotaur - Posture Task Stool</b>                      COM: N/A                      Unit weight: 27 LB   12.3 KG                      Carton weight: 33 LB   14.97 KG                      Carton volume: 13 FT<sup>3</sup>   0.36 MT<sup>3</sup></p>	360° swivel 10" pneumatic.  Ergonomic features: C, D	List price						
		9665-64	778					
		<b>OVERALL DIMENSIONS</b>		<b>SEAT DIMENSIONS</b>			<b>BACK DIMENSIONS</b>	
		W	D	H	W	D	H	W
IN		42	18	16	20.5-30.5	16.5	12.5-19	
MM		1067	457	406	521-775	419	318-483	
		<b>RTA 2</b>	1 per carton					
 <p><b>Minotaur - Operator Chair</b>                      COM: N/A                      Unit weight: 29 LB   13.2 KG                      Carton weight: 34 LB   15.42 KG                      Carton volume: 13 FT<sup>3</sup>   0.36 MT<sup>3</sup></p>	360° swivel 5" pneumatic.  Ergonomic features: C, D, F, G	List price						
		9666-64	726					
		<b>OVERALL DIMENSIONS</b>		<b>SEAT DIMENSIONS</b>			<b>BACK DIMENSIONS</b>	
		W	D	H	W	D	H	W
IN		32	18	17	15-20	16.5	12.5-19	
MM		813	457	432	381-508	419	318-483	
		<b>RTA 2</b>	1 per carton					
 <p><b>Minotaur - Operator Stool</b>                      COM: N/A                      Unit weight: 30 LB   13.6 KG                      Carton weight: 35 LB   15.88 KG                      Carton volume: 13 FT<sup>3</sup>   0.36 MT<sup>3</sup></p>	360° swivel 10" pneumatic.  Ergonomic features: C, D, F, G	List price						
		9667-64	855					
		<b>OVERALL DIMENSIONS</b>		<b>SEAT DIMENSIONS</b>			<b>BACK DIMENSIONS</b>	
		W	D	H	W	D	H	W
IN		42	18	17	21-31	16.5	12.5-19	
MM		1067	457	432	533-787	419	318-483	
		<b>RTA 2</b>	1 per carton					

# INDUSTRIAL CASTER SELECTIONS

	MODEL #	MODEL NAME	COLOR	FLOORING	QUANTITY	LIST PRICE
	C7RSET	<b>Non-slip glide</b> Allows base to remain at caster height.  <b>Standard on Industrial, Anti-Microbial and Wipe Down Minotaur work stools.</b>	Black	vinyl, marble, hardwood	Set of 5	<b>\$96</b>
	C10RSET	<b>Integrated hard floor caster</b> 2" dual wheel caster. Hooded, large collar.  <b>Standard on Industrial and Wipe Down Minotaur stools.</b>	Black Grey urethane treads	vinyl, marble, hardwood	Set of 5	<b>\$104</b>
	C65RSET	<b>Integrated hard floor caster</b> 2" dual wheel caster. Hooded, standard collar.	Black Grey urethane treads	vinyl, marble, hardwood	Set of 5	<b>\$96</b>

## INDUSTRIAL CASTERS NOTES:

- The casters shown above are sold in sets for replacement purposes. This list price can also be used to calculate the upcharge to change casters at time of ordering a chair. Optional casters may be priced higher than the standard casters for your chair and the difference will be charged. Lower priced casters will not be credited.
- Industrial casters are not suitable for use on standard Global seating products.
- All casters are not appropriate for all flooring surfaces. Please consult with your sales representative or Global Customer Service representative for special situations that can be verified with the caster manufacturer. Alternate casters, if needed, may require an upcharge.

**PLEASE SPECIFY ALL SUBSTITUTIONS AND OPTIONS.**

# textiles and finishes

## Care and Cleaning

### Textiles

**Fabrics:** To extend the life of your seating upholstered in fabric, regularly dust the chair to prevent airborne particles from penetrating the fabric surface.

For light soiling, use a damp cloth and blot the spot with very light pressure, taking care never to soak the fabric. Dry with a clean cloth by blotting - never rub fabric. More intense stains can be treated the same way, but with a mild detergent. Always test fabric first in an unseen area before using any cleaning method.

**Leather:** For regular cleaning, simply use a soft damp cloth, taking care not to soak the leather. For more thorough treatment, soak a soft cloth in a mild soap solution and wipe surface in a light circular motion. Repeat with clean water. Allow to dry and polish with a soft dry cloth. Do not use detergents, aerosol sprays or other polishes.

### Hard Surfaces

**Laminate & paint metal finishes:** Wipe the surface with a clean soft damp cloth; if needed, a mild soap solution (i.e. Ivory dishwashing liquid) can be used. To prevent streaks, dry the surface with a clean dry soft cloth moving in a circular motion.

---

### Textiles

- **Water-based cleaner (W):** Spot clean, using the foam only from a water-based cleaning agent, such as a mild detergent or non-solvent upholstery shampoo product. Apply foam with a soft brush in a circular motion. Vacuum when dry. Pretest small area before proceeding.
- **Solvent cleaner (S):** Spot clean, using a mild water-free solvent or dry cleaning product. Clean only in a well-ventilated room and avoid any product containing carbon tetrachloride or other toxic materials. Pretest a small area before proceeding.
- **Water/solvent cleaner (WS):** Spot clean with a mild solvent, an upholstery shampoo, or the foam from a mild detergent. When using a solvent or dry cleaning product, follow instructions carefully and clean only in a well-ventilated room. Avoid any product that contains carbon tetrachloride or other toxic materials. With either method, pretest a small area before proceeding.
- **Vacuum only (X):** Clean this fabric only by vacuuming or light brushing to prevent accumulation of dust and grime. Water-based foam cleaning agents of any kind may cause excessive shrinking, staining, or distortion of the surface pile and therefore, should not be used.
- **Crypton cleaning (C):** Generally stains are removed with plain water and powdered enzyme detergent. Upholstery foam shampoo, water-based cleaning products and germicidal detergents can be used. Be sure to remove all residue from cleaning products with clean water. Do not use solvent-based cleaners or dry cleaning products.
- These recommendations and codes were developed by fabric specialists. However, because of the various ways fabric can be stained or damaged, there is no guarantee that the results will be completely successful. Use suggested methods on your own responsibility. To help prevent overall soil, frequent vacuuming or light brushing to remove dust and grime is recommended. Use professional furniture cleaning service when overall soiled condition has been reached.

# TEXTILES AND FINISHES

## Carded Textiles

Grade 1	Bantam, Carrera, Dobby, Fusion, Illusion, Jenny, Quilt, Terrace, Trak, Urban, Waterfall, Wavelength
Grade 2	Allante FRee, Arc, Aristo, Elevate, Etch, Imprint, Luxhide, Release, Verve, Vitality
Grade 3	Bobby, Canter EPU, Grid, Guild, Nomad
Grade 4	Abbey, Align, Beeline EPU, California, Continuum, Fedora, Graph, Gridley, Manner, Merit, Messenger, Metric, Mode, Montana, Murmur, Optic, Rocket, Sierra GC, Ulster, Woolish
Grade 5	Beta, Cinema, Cosmopolitain, Cover Cloth, Cross Dye, Digi Tweed, Endurance EPU, Eon EPU, Groove EPU, Keynote, Lavish, Lens, Magnify, Mark, Otto, Percept, Pip, Solitaire, Stimuli, Whit EPU
Grade 6	Faux Felt, Flock, Isabella, Novaro (leather), Pause, Sherlock, Stroll
Grade 7	Affinity, Brisa, Brisa Distressed, Channel, Everywhere Texture, Hush, Kit, Linnen, Luster, Lyre, Moon Beam 2, Odyssey, Oath, Palatine 2, Pleat, Synergy, Ultraleather
Grade 8	Dapple, Katano, Rainwater, Reflector, Silica, Silica Etch, Silicone Element, Ultraleather Pro, Ultraleather Reef Pro
Grade 9	Birch Bark Plaid, Grid, Inkling, Itajime, Motif, Metal Strips, Silica Andy, Silica Stride
Grade 10	Net, Prescott Leather, Silica Cusp, Silica Hiatus, Spokes
Grade 11	Lena (leather), Lumi, Sierra (leather), Silica Deflect, Silica Reach, Subdivide
Grade 12	No standard Global textiles - provided for grading GPM (Global purchased material, customer specified) textiles
Grade 13	Sail (Designtex) pricing available on website ( <a href="#">Build-It tool</a> ) or <a href="#">price list calculator</a>

## Two Grade Combination Chart

### FIRST TEXTILE SELECTED

	1	2	3	4	5	6	7	8	9	10	11	12	13	14
1	1													
2	2	2												
3	3	3	3											
4	3	4	4	4										
5	4	4	5	5	5									
6	5	5	5	6	6	6								
7	5	6	6	6	7	7	7							
8	6	6	7	7	7	8	8	8						
9	7	7	7	8	8	8	9	9	9					
10	8	8	8	8	9	9	9	10	10	10				
11	9	9	9	9	9	10	10	10	11	11	11			
12	10	10	10	10	10	10	11	11	11	12	12	12		
13	11	11	11	11	11	11	12	12	12	12	13	13	13	
14	11	11	12	12	12	12	12	13	13	13	13	14	14	14

Combining two textile grades on Global seating will result in the revised grade shown above.

- Assumptions: Two or more chairs are being ordered, there are no textile pattern repeats larger than 15" and the textile is at least 54" wide.
- A picture or sketch of where the two textiles are to be applied must be provided at time of order.
- This chart cannot be used for combining more than two textiles, a special quotation will be required for combining three or more textiles.

**Tackboard Textiles**

Anchorage  
Brinx  
Lola  
Global seating textiles\*

\* Contact Customer Service for pricing

**FINISHES**

**Seating Finishes - Metal** *For available leg frame finishes for each seating series, please see page 378*

Antique Copper (ACO)	Black (TBL)	Brushed Chrome (BCH)	Buzz Blue (TBZ)	Cactus (TCC)	Carrot (TCR)
Cloud (TIV)	Chrome (CHM)	Designer White (TDW)	Dijon (TDJ)	Eggplant (TEG)	Fog (TFO)
Frost (TFR)	Ink (TIN)	Kalua (TKA)	Latte (TLA)	Mocha (TMO)	Nevada (TNE)
Sand (TSN)	Satin Brass (SBR)	Scarlet (TSR)	Shadow (TSH)	Toast (TOA)	Tungsten (TTU)

**Seating Finishes - Plastic** *(Bakhita\*, Duet, Duet Tables, Popcorn, Sonic, Spyker\* and Stream)*

Alloy (ALY)*	Buzz Blue (BZB)	Cactus (CCT)	Carrot (CRO)	Char (CHA)*	Cloud (IVC)
Dijon (DJN)	Eggplant (EGP)	Fog (FOG)	Frost (FRO)	Ink (INK)	Latte (LAB)
Milk (MLK)*	Night (BLK)	Sand (SND)	Scarlet (SAR)	Shadow (SHW)	

**Seating Finishes - Wood**

*Seating finishes will not necessarily match Casegoods finishes; Seating and Casegoods finishes use different wood species and are manufactured at multiple locations.*

Absolute (AAM)	Black (BKM)	Cherry (ACM)	Charcoal Java (CJM)*	Empire Mahogany (EMM)*	English Oak (EOM)
Espresso Cafe (ECM)	Fruitwood (TFM)	Gray (HGM)	Harvest Oak (HOM)*	Honey (AHM)	Jet Onyx (JOM)*
Light Honey (LHM)*	Mahogany (TMM)	Maple (AVM)	Medium Walnut (MWM)	Natural Walnut (NLW)	Night (ASM)
Noce Biondo (NBM)	Noce Grigio (NGM)	Noce Leggero (NEM)	Noce Medio (NMM)	Sandy Beach (SBM)*	Shaker Cherry (SKM)
Silver Oak (SOM)*	Walnut (TWM)	WC Cream (WTM)	White (WHM)	Winter Cherry (WCM)	

\*Available on Calidon series only.

**Desks, Workstations, Tables and Accessories - Laminate**

Absolute Acajou (ACJ)	Asian Night (ASN)	Avant Cherry (AWC)	Avant Honey (AWH)	Black (BLK)	Brushed Cobalt (BRC)
Clear Maple (CMB)	Dark Espresso (DES)	Designer White (DWT)	Fashionista (FAS)	First Class (FCL)	Hayden Grey (HGT)
Noce Biondo (NBL)	Noce Grigio (NGL)	Noce Leggero (NEL)	Noce Medio (NML)	Quartered Mahogany (QTM)	Sheer Beauty (SBY)
Storm Grey (SOG)	Walnut Heights (WHE)	White Chocolate (WHC)	Winter Cherry (WCR)	Writable surface (WRW)*	

\*Available on Zook series only

**Solid Wood and Laminate Coordinating Colors**

**Solid Wood Colors**

Absolute (AAM)  
Black (BKM)  
Cherry (ACM)  
Espresso Cafe (ECM)  
Fruitwood (TFM)  
Gray (HGM)  
Honey (AHM)  
Mahogany (TMM)  
Maple (AVM)  
Medium Walnut (MWM)  
Night (ASM)  
Noce Biondo (NBM)  
Noce Grigio (NGM)  
Noce Leggero (NEM)  
Noce Medio (NMM)  
Walnut (TWM)  
WC Cream (WTM)  
White (WHM)  
Winter Cherry (WCM)

**Laminate Colors**

Absolute Acajou (ACJ)  
Black (BLK)  
Avant Cherry (AWC)  
Dark Espresso (DES)  
  
Hayden Grey (HGT)  
Avant Honey (AWH)  
Quartered Mahogany (QTM)  
Clear Maple (CMB)  
  
Asian Night (ASN)  
Noce Biondo (NBL)  
Noce Grigio (NGL)  
Noce Leggero (NEL)  
Noce Medio (NML)  
  
White Chocolate (WHC)  
Designer White (DWT)  
Winter Cherry (WCR)

**File Finishes - Standard**

Black (BLK)	Bone (BNE)	Business Grey (BGR)	Charcoal (CHR)	Claret (CLT)	Desert Putty (DPT)
Designer White (DWT)	Fog (FOG)	Grey (GRY)	Ice (ICE)	Ivory (IVR)	Light Grey (LGRI)
Metro (MET)	Moss (MOS)	Navy (NVY)	Nevada (NEV)	Oyster (OYS)	Sky (SKY)
Silver (SIL)	Stone (STN)	Storm Grey (SGR)	Tahiti Sand (TSA)	Taupe (TPE)	Tungsten (TUN)*
Willow (WIL)					<i>*10% upcharge applies</i>

**File Finishes - Textured**

Black Coffee (BKC)	Blizzard (BZD)	Dark Chocolate (T19)	Mocha (MCH)	Stonedust (SDT)
--------------------	----------------	----------------------	-------------	-----------------

# METAL LEG, FRAME + BASE FINISH CHART

	paint finishes																		plated finishes							
	Black	Tungsten	Shadow	Latte	Mocha	Kalua	Toast	Designer White	Nevada	Fog	Cloud	Sand	Frost	Dijon	Carrot	Scarlet	Cactus	Buzz Blue	Eggplant	Ink	Chrome	Brushed Chrome	Satin Brass	Antique Copper		
OLD FINISH CODE	BLK	TUN	SHW	LAB	J52	KAL	TOA	DWT	NEV	FOG	IVC	-	-	-	-	-	-	-	-	-	CH	BSC	-	-		
NEW FINISH CODE	TBL	TTU	TSH	TLA	TMO	TKA	TOA	TDW	TNE	TFO	TIV	TSN	TFR	TDJ	TCR	TSR	TCC	TBZ	TEG	TIN	CHM	BCH	SBR	ACO		
<b>GUEST SEATING</b>																										
Caprice	•	•	•	•	•	•	•	•	•	•	•	•	•	•	•	•	•	•	•	•	•*	•*	•*	•*		
Comet	•	•	•	•	•	•	•	•	•	•	•	•	•	•	•	•	•	•	•	•	•*					
Diplomat	•	•	•																		•*					
Key	•	•	•																		•					
Lite	•	•	•	•	•	•	•	•	•	•	•	•	•	•	•	•	•	•	•	•	•*	•*	•*	•*		
Locust	•	•	•																		•					
Marche	•	•																			•*	•*				
Moda (four leg)	•*	•*	<i>Also available in three woodgrain patterns</i>																		•					
Sas	•	•						•													•*					
Sidero	•	•	•	•	•	•	•	•	•	•	•	•	•								•*					
Solo (models 5225 + 5226)	•	•																			•*					
Supra	•	•	<i>Task bases also available in polished aluminum</i>																		•*	<i>(armchairs only)</i>				
Twilight	•	•																			•*					
Tye (armchair)	•	•																			•*					
<b>STACKING/NESTING CHAIRS</b>																										
Duet (sled bases)																					•					
Moda (stacking)																					•					
Popcorn (sled bases)																					•					
Rebound	•	•	•	•	•	•	•	•	•	•	•	•	•	•	•	•	•	•	•	•	•*	•*	•*	•*		
Roma Nester	•	•	•																		•*					
Sonic (four leg + sled bases)	•	•	•	•	•	•	•	•	•	•	•	•	•	•	•	•	•	•	•	•	•					
Spritz (four leg bases)	•	•	•																		•*					
Stream (multi-purpose)	•	•	•	•	•	•	•	•	•	•	•	•	•	•	•	•	•	•	•	•	•*	•*	•*	•*		
Vion (multi-purpose)	•	•	•							•											•*					
Zoma	•	•	•																		•*					
<b>LOUNGE SEATING</b>																										
Ballara	•	•						•													•*	•*				
Citi (seating + tables)	•	•																			•*					
Citi Square	•	•	•	•	•	•	•	•	•	•	•	•	•	•	•	•	•	•	•	•	•*	•*	•*	•*		
Drift (sled base seating + tables)	•	•	•	•	•	•	•	•	•	•	•	•	•	•	•	•	•	•	•	•	•*					
Jeo (pedestal bases on chairs and tables)																					•	•				
Jeo (armchair, model 8437)	•	•						•													•*	•*				
ML	•	•						•													•	•				
ML Park	•	•						•	<i>Also available in polished aluminum (ALU) and brushed aluminum (BAL)</i>																	
River	•	•	•	•	•	•	•	•	•	•	•	•	•								•					
River+ (legs)	•	•	•	•	•	•	•	•	•	•	•	•	•								•					
Sirena (table legs)	•	•																								
Venture	•	•																			•					
Wind	•	•	•	•	•	•	•	•	•	•	•	•	•	•	•	•	•	•	•	•	•	•*	•*	•*		
Wind Linear	•	•	•	•	•	•	•	•	•	•	•	•	•	•	•	•	•	•	•	•	•	•*	•*	•*		

\* Upcharge required for this finish selection.



**BELOW YOU WILL FIND GENERAL INFORMATION ON PLACING COM (CUSTOMER'S OWN MATERIAL) OR GPM (GLOBAL PURCHASES CUSTOMER'S MATERIAL) ORDERS. PLEASE FOLLOW THESE STEPS TO ENSURE YOUR ORDER IS PROCESSED QUICKLY.**

1. You can access the Customer's Own Material (COM) order form from the Dealer Centre or directly at <https://www.globalfurnituregroupapps.com/COMForm>.
2. Fill out the "COM/GPM AUTHORIZATION FORM" with all appropriate information:
  - Enter the dealership name, address, contact name, phone number and email address.
  - Enter fabric name/color and mill/manufacturer name (mandatory fields).
  - Enter the chair model and quantity of chairs for the fabric to be used on. You must also select the fabric direction for the seat and the back by clicking on the chair image and then selecting the direction. If you make a mistake with the direction you can click on the "here" text under the image.
3. Once you have entered all the information on the form, click "Submit" at the bottom of the screen. You will receive a copy of the form by email and a reference number for your records. The Fabric Department at Global will also get a copy.
4. Once the Fabric Department reviews the form, you may be asked to provide a sample of the fabric for approval. This will apply for any fabrics that have not been approved in the past.

**Please mail the sample to:**

Fabric Coordinator  
596 Supertest Road  
Toronto, Ontario  
M3J 2M6

5. The Fabric Department will review your application and they will either approve or deny it. Once the request is approved, you will receive an email containing the approval with the fabric code and the amount of fabric yards to send in. There is also a label with a barcode for the sender to attach to the fabric coming in.

**All Canadian and international customers**, send to:

Global Upholstery Co. Inc.  
596 Supertest Road  
Toronto, Ontario  
M3J 2M6

*Global reserves the right to reject a textile if it is found unacceptable for any reason.*

**COM / GPM(special) AUTHORIZATION REQUEST/TRACKING FORM**

**CUSTOMER INFORMATION** (To be filled by the Dealer) *Use one form per fabric*  
*Note: Incomplete information may delay or prevent approval*

Dealer/Company Name:  Email:

Address:  City:  Postal Code:

Contact Name:  Phone:

PO#:  Contract #:  Date:

Design Specifier of Record (often requested by Mill for Sales Commissions):

---

**FABRIC INFORMATION**

1. Fabric Name (series/style):   
Fabric color name and description (including specifically designed):

2. Mill/Manufacturer name:  Mill phone#:   
Website address (if available):

3. Specified fabric's country of origin (if available):

4. Fabric Specification/data sheet (if available please upload and disregard step 5 Attached?)  
 Yes, skip Step #5.  No, complete Step #5.

5. Fabric content (% Cotton, % Polyester, etc.):

Fabric Width:  Pattern Repeat: Warp:  Fill:

Railroaded?  Yes  No FR Chemical?  Yes  No

---

**FABRIC APPLICATION INFORMATION**

Chair Model	Qty.	Multi Fabric	Special Instructions for CS and buyer	Special Instruction (e.g. reverse side, off directional material pattern, sealed seam, moisture barrier etc.)
<input type="text"/>	<input type="text"/>	Yes <input type="radio"/> (Drawing attached) No <input checked="" type="radio"/>	<input type="text"/>	Sealed seam: Yes <input type="radio"/> No <input checked="" type="radio"/> Off Directional read the pattern: Yes <input type="radio"/> No <input checked="" type="radio"/> Moisture barrier: Yes <input type="radio"/> No <input checked="" type="radio"/> Inside out: Yes <input type="radio"/> No <input checked="" type="radio"/> Other options: Yes <input type="radio"/> No <input checked="" type="radio"/>

---

**FABRIC DIRECTION**

**New fabric request**  
Attach fabric sample (12" x width of fabric roll) in correct direction and side


**CANADIAN AND INTERNATIONAL CUSTOMER**  
Mail to: Fabric Coordinator, 596 Supertest Road, Toronto, Ontario, M3J 2M6

**USA CUSTOMER**  
Mail to: Customer Service Rep., 37 W 30th Rd # 3116, Marlton, NJ 08053, USA

**Previously approved fabric**  
 **Previous Global Approval/order #**

Attach textile sample (8"x8" swatch) in correct direction and side

\* Please click on the image above to select the direction for the fabrics for the seat and back.



---

**GLOBAL UPHOLSTERY AUTHORIZATION** (To be filled by Global Upholstery)

Global Approval #  Fabric yard (required for the order)  Fabric code

Signature:  Print Name:  Date:

Comment:

COM \*\* Customer's Own Material  
Once approval is done, send the specified fabric amount for order to: 596 Supertest Road, Toronto, Ontario, M3J 2M6

PS: 1. Global Upholstery cannot be responsible for fabric received without the Approval/Acknowledgement #. 2. Global requires MIDB and Country of Origin for fabric supplied by customer from Mill to complete the order and for future references.



This illustrated list price book has been designed to facilitate fast reference and easy use. Products are categorized into "seating", "desks", "files", "panels" or "tables" and are listed numerically within their categories. The line drawings match actual photographs (where possible) to aid in instant recognition of the total range within a series.

Sales of Global Furniture Group ("Global") products are made only on Global's standard Terms and Conditions of sale which are contained in this list price book. The "Purchaser" in these Terms and Conditions shall refer to Dealers and those who originally purchase directly from Global for use or re-sale. These standard Terms and Conditions may be modified or supplemented only by a separately written document signed by Global's authorized personnel at its head office in Toronto, Ontario, Canada. Any term or condition contained in any purchase order or other form used by the Purchaser to order goods (including standard, printed language) which is different from, in addition to, or in any way inconsistent with Global's standard Terms and Conditions shall be of no force or effect whatsoever.

All illustrations, specifications and prices in this list price book are based on the latest product information available at time of publication. Global reserves the right to make changes at any time and without prior notice to prices, colors, materials, specifications and models offered.

#### Description

Each product shown or described in this list price book is standard Global product. Available options are noted at the beginning of each series. Available options may require additional delivery time and cost, and may affect the warranty given. Sizes and weights shown are approximate and are subject to slight changes from time to time.

#### Prices and Payment

The prices shown in this list price book as well as those quoted by Global, are in Canadian dollars for orders shipped to destinations in Canada.

If shipping date requested is more than 90 days from date of order, Global shall reserve the right to use published list prices effective at time of shipment.

Orders are invoiced at time of shipment. Terms of payment are net 30 days from date of invoice unless otherwise stated. The Purchaser agrees that Global shall reserve the right to enforce a charge amounting to 1.5% per month (18% per year) on invoices outstanding more than 30 days.

If the Purchaser's most recent annual net volume is less than \$5,000, Global may suggest payment be made in advance.

All orders are subject to the Purchaser complying with Global's prevailing credit policy.

Any products sold by Global shall remain the property of Global until fully paid.

Prices are suggested list prices only and are subject to change without notice. Global will, however, attempt to keep the Purchasers up-to-date on all developments including price changes.

#### Taxes

All prices shown in this list price book are exclusive of sales, use, excise, HST and other applicable taxes and duties which may be the Purchaser's responsibility as per the invoice issued by Global. If the Purchaser claims an exemption from such taxes, it shall be the Purchaser's responsibility to furnish Global with an appropriate exemption certificate at time of order.

#### Ordering Information

Global requires that all orders be submitted in writing and will be acknowledged on Global's acknowledgement forms governing the transaction.

The details appearing on this acknowledgement will describe the items to be shipped and the approximate shipping date. It is the Purchaser's responsibility to determine that the information in the acknowledgment is correct. In the event of an error, the Purchaser must notify their Global Customer Service representative immediately by telephone followed by written confirmation. Shipping dates are assigned to orders based on the items having the longest manufacturing lead time (unless instructed to partial ship).

At time of order, please provide the following information:

1. Account number (if possible)
2. PO number
3. "Bill to" and/or "Ship to" and name and address
4. Complete model number and selected options including textiles/finishes
5. Special instructions and tag information
6. Shipping instructions, please indicate:
  - a. pick up
  - b. Global trailer program
  - c. common carrier, provide name of carrier, your account number
7. Special quote (SQ) # or MTM # (if applicable)
8. Customer's Own Material (COM), Global Purchased Material (GPM), Customer's Own Leather (COL), see below.
9. For specials and custom quoted product, please indicate the custom quote # on your PO. If changes are made to the quote a new quote must be issued prior to submitting the order. It is the Purchaser's responsibility to determine that the information on the quote is correct. Global will not be responsible for wrong product due to errors in the quote.

The above points will be checked by Global for accuracy. Global will process orders using the codes provided by the Purchaser. Price discrepancy is the responsibility of the Purchaser. The Purchaser must notify Global prior to invoicing.

The Purchaser is responsible for providing correct information at time of order. If no option(s) are selected the system will default to standard feature(s). Orders with missing/incorrect information (finish, etc.) will be put on hold until all information is complete. Orders will be scheduled for manufacturing upon receipt of complete information.

#### Changes and Cancellations

After the date of Global's acknowledgment of the Purchaser's order, the order may not be changed or cancelled by the Purchaser without the written consent of Global. Orders for products upholstered in "special order textiles" (GPM) cannot be cancelled once material has been purchased. Special order items, COM and textile-covered items already in production are not subject to change or cancellation under any circumstances. Textile-covered items are considered to be in production once the textile is scheduled for cutting. Other standard items already in production are subject to a minimum 35% cancellation charge.

#### Errors and Omissions

All quotations, acknowledgements and invoices are subject to corrections for any errors and omissions.

#### Casters

The list price book specifies the caster which comes standard with each chair model. Most chairs are equipped with C1 or C65 casters which are best used on carpeted surfaces. If it is intended to use the product on hard surfaces such as ceramics, concrete, linoleum or hardwood, it is recommended to use different casters. It is the responsibility of the customer to determine the standard caster for a particular product and whether such caster is appropriate for the given application. The Arm and Caster section illustrates the caster options offered by Global and their suggested uses.

#### FINISHES

##### Seating Finishes - Painted

Where painted frames are not a standard color, a special quote is required.

##### Seating Finishes - Wood Stained

A one time setup fee of \$250 net will be applied per order for custom wood staining/color matching requests. This payment will be valid for 5 years from the date it is set up. After 5 years, the \$250 setup fee will apply again. Restrictions may apply. The customer must provide a 3" x 3" color chip/sample.

For application of customer's own wood stain, there will be an upcharge of 10% list price, per unit (in addition to the option upcharge, when applicable). For orders with custom stain unit quantities of 30 or more, the upcharge may be reduced or eliminated. A [Special Product Request](#) must be submitted for a quotation.

##### Custom Wood Staining

Custom wood staining procedure for wood seating is as follows. Customer provides a sample of the desired wood finish. That sample is sent to Global's Specials Department. Several finished samples will be sent back. The customer/end user will sign off on the samples (keeping one for their records) and return the rest of the samples. Global will not necessarily match the wood species but rather will generate a color that will coordinate with the sample when it is applied to the wood species used in the seating frame.

##### File Finishes

There is no upcharge on any standard file finish. Any non-standard file finish must be approved by Global prior to acceptance of order and may be subject to an upcharge.

9300 Series, 9300 Plus Series, G Series Pedestals can be ordered in non-standard finishes with a 10% upcharge on orders up to and including 10 units. There is no upcharge on orders of 11 units or more.

Please note:

- You can only combine 9300 Series and 9300 Plus Series to meet the 11 unit minimum.

An upcharge of 10% will apply to Metallic, Mica and any non-standard White finishes regardless of the number of units ordered.

##### Wood Veneer Finishes

Because the distinctive characteristics and the nature of wood products cause variations, exact matches are not always possible. Global will not be held responsible if the finishes cannot be matched.

##### Customer's Own Material (COM)

Use of COM must be approved by Global prior to acceptance of order. Please submit the Authorization Request Form.

Photocopy and use this form as often as necessary. The customer must provide a 12" x 12" textile sample and advise how the textile is to be applied and quantity of textile being sent. **Textile yardage requirement will be advised by the factory, and additional yardage may be required if pattern requires matching.** Upon approval from Global, send textile to the COM Department at: 596 Supertest Road, Toronto ON, M3J 2M5. Send to the address provided on shipping document upon approval from Global. If COM is difficult to apply or if product is required to be modified, extra charges will apply. Global reserves the right to cancel an order at any time if COM is inadequate for any reason. COM must be shipped freight and duties paid if applicable to our factory. Such shipment must be fully identified with the Purchaser's order number, and the item for which the material is intended. Performance of COM when applied to product is the sole responsibility of the Purchaser. Global's standard product warranty shall not apply to COM.

COM price is the lowest published price/grade for the series. The published yardage requirement for COM orders is approximate and shown beside each item in the list price book. The yardage shown there is based on the textile requirements for cutting and sewing a single chair in a plain patterned textile. For textiles with a pattern repeat or for COM orders involving 10 or more chairs, please consult with Customer Service for recalculation of the yardage requirements as this may significantly change the textile requirement.

#### Textile Grading

All products are priced according to their standard textile grade. Lower grade textiles may be available but at the same price as standard textile grade. See Textiles and Finishes section for graded textiles.

Combining two grades of textiles may result in a revised grade. Please refer to "Two Grades Combination Chart" in the Textiles and Finishes section. For more than two textiles a special quotation is required.

#### Global Purchased Material, Customer Specified (GPM)

Global may purchase material specified by the customer. Use of GPM must be approved by Global prior to acceptance of order. If it is difficult to apply or if product is required to be modified, extra charges will apply. Global reserves the right to cancel an order at any time if GPM is inadequate for any reason. Performance of GPM when applied to product is the sole responsibility of the textile vendor. Global's standard warranty will not apply to GPM materials.

#### Customer's Own Leather (COL)

Not all seating can be upholstered in leather. Please consult series notes for availability. COL price is the lowest published grade for the series (leather or fabric).

#### Upholstery Coverings

Slight variations in color may occur between dye lots. Although Global attempts to minimize these variances, they do occur and must be accepted as normal and will not be considered defects.

#### Leather is a Natural Product

Natural variations occur in the color, grain and texture of leather. As a result, a degree of variation should be expected. As leather is used it develops a patina. Its color changes slightly, it will get marked and it will stretch and pull, these are the hallmarks of genuine leather and are not considered defects.

#### Yardage

Required yardage (yd) is based on unmatched materials with widths of 54" for seating, 63" for panels.

#### Arms

A wide selection of arms are available for some series. See Arm Chart in the Seating list price book.

#### Weight

In the Seating list price book, weight is provided for both unit weight and carton weight. In the Desking + Tables and Metal Filing + Storage list price books, carton weight is provided.

#### Delays

Global's order acknowledgment will state a shipping date which is Global's best estimate at the time the order is acknowledged. However, Global shall not incur any obligation or liability to the Purchaser for failure to ship by specified date unless Global has agreed to an unequivocal shipping date in a separately signed written document executed by its authorized personnel at its head office. In addition, Global will not be liable for any loss or damage resulting from any delay or failure in shipment or other failure to perform all or any part of the agreement between the parties with respect to the goods shown on the face of the order acknowledgement where such delay, failure, loss or damage is the proximate result of any act of any governmental authority or political subdivision thereof, revolution, riot, civil disorder or disturbance, delay or default in transportation, strike disputes among or between labor unions or other labor disputes, delay or inability in obtaining materials and facilities, fire, flood, act of God or any cause not within the reasonable control of Global.

#### Free on Board (FOB)

FOB point is Global's Factory, Toronto, Ontario, Canada.

#### Courier Type Shipments

This symbol is used to indicate that the adjacent product can be sent by courier type shipments, such as Federal Express, Purolator, CanPar and UPS.

#### Shipping

The Purchaser must select, at time of order, one of two methods of freight payment. Global will make no end-user shipments unless special arrangements have been made.

1. FOB point of shipment, freight collect - pick up and common carrier.
2. FOB point of shipment, freight prepaid and invoiced to the Purchaser - Global Trailer Program.

All deliveries are dock to dock.

#### Service

Service requests are normally the responsibility of Global's authorized Dealers. Where this cannot be accomplished on a local level, service problems should be referred to Global's Customer Service Department.

Global/Express (Canada)

Tel: (905) 660-5101 or 1-800-567-8901

Fax: (905) 660-4759 or 1-800-375-5134

Global International

Tel: (416) 661-3660

Fax: (416) 661-661-0983 or 1-877-585-5579

#### Returns

No returns of goods will be accepted without written consent and shipping instruction from Global. A minimum re-stocking charge of 35% is made on all authorized returns for credit or refund, provided goods are received by Global in the condition in which they left the factory. This may increase depending on the type of product. Global's Return Goods Authorization (RGA) numbers must appear prominently on all authorized returns. Global will not be responsible for return freight costs. No credit will be given if goods cannot be reused as new. Special order items, non-stock items and COM products are in no event subject to return.

All returns must be approved and authorized in writing by Global Customer Service. Global reserves the right to refuse delivery of any unauthorized returns.

#### Claims

All goods are sold FOB plant or Global Distribution Center. Global is not responsible for damage which occurs in transit (or in storage). The carrier signs for all goods received in apparently good order. It is the Purchaser's responsibility to examine goods upon receipt and to file any claims with the carrier for losses or damage to the product occurring during transit, including concealed damage.

Any claims made against Global for apparent defects, errors or shortages must be made by the Purchaser, in writing, within 15 working days after any delivery. Failure by the Purchaser to make any claim against Global within 15 days shall constitute acceptance of the goods and a waiver of any apparent defects, errors or shortages.

#### Suspension

In the event that the Purchaser defaults in the payment of any sum due to Global, or in the event the Purchaser's financial condition becomes unsatisfactory to Global, Global shall have the right to defer or discontinue shipment of any goods until such time as the default is cured or the Purchaser provides assurance of payment to Global.

#### Copyright

All catalogs, photographs, drawings, list price books and other printed materials are protected by copyright. All rights reserved.

#### Trademarks

All trademarks are owned by Global Furniture Group other than OBUSFORME™ which is owned by OBUSFORME LTD CO., a division of Homematics Inc., MOR-CARE which is owned by MORBERN INC, Perma-Mesh which is the property of J.B. Research Inc. SCHUKRA™ which is owned by SCHUKRA MANUFACTURING INC. OBUSFORME® and the distinctive backrest design are registered trademarks of OBUSFORME LTD CO.

#### Designs and Patents

Many of the products produced by Global are protected by design registrations, design patents and/or patents. Design and specifications are subject to change, discontinuance or additions without notice.

For a full listing of issued trademarks, please visit [globalfurnituregroup.com](http://globalfurnituregroup.com).

#### Cubic Measure

The stated volume is an approximate cubic foot measure that may be used to calculate freight costs. The figure shown is the total shipping volume of a unit (e.g. if a part is sent in 2 cartons the volume indicated reflects both cartons together) and is subject to change without notice. It is most economical to purchase the specified number per carton.

#### Combined Shipments

Global will make every effort to combine shipments and orders on written request. However, Global cannot be held responsible where such requests are not complied with.

#### Offer of Sale

Possession of this list price book or any other literature shall not imply the company's willingness to sell to the holder and

shall not be construed as a direct offer of sale.

*If a conflict arises between: (i) prices found in software support packages furnished to the customer by Global or by any other source on behalf of Global; and (ii) Global's current pricing found on Global's website, then the most current shall prevail.*

#### Testing Qualifications

Many Global products pass or exceed the most stringent industry testing standards.

#### Disclaimer

Metric dimensions are provided for seating products for reference only. In the event that there is a discrepancy between imperial measurements and metric measurements, imperial measurements shall prevail. Prices shown are current manufacturer's suggested list prices at time of printing. Updated pricing is available on Global's website. All applicable taxes are extra. Descriptions, specifications and prices are subject to change without notice. Errors and omissions are subject to correction.

#### Fire Rating

The state of California recently repealed CAL TB133, but requests for it may still occur until local fire codes are updated and/or a national standard is declared. Global will no longer test products to meet CAL TB133.

The industry is supporting the adoption of CAL TB117-2013 as the accepted fire standard and will be what Global can support. CAL TB117 outlines performance standards and methods for testing the smolder resistance of cover textiles, barrier materials, filing materials and decking materials used in upholstered furniture. This is done by a "cigarette test".

CAL TB117-2013 does not require a fire blocker or any additional components to achieve the rating. All Global foams and textiles (carded & GPM) meet CAL TB117-2013 requirements without any harmful chemicals. Global can provide third party CAL TB117-2013 certifications upon request for any textile or foam by model.

Often the Fire Marshal will request 'NFPA 261', however, this is not a test required by our industry or provided by Global. CAL TB117-2013 is the equivalent and can be accepted at the discretion of the Fire Marshal.

#### WARNING - SEATING PRODUCTS TO PREVENT PRODUCT FAILURE AND POSSIBLE INJURY:

Ensure that the appropriate selection is made for the intended use of the chair including user's weight. Some chairs are not recommended for users above a certain weight. Frequently inspect the chair for visible cracks and tighten all screws, bolts and adjustable knobs. If the chair is damaged or unstable, immediately remove it from service.

Any information or suggestions concerning applications, specifications or compliances with codes and standards is provided solely for your convenient reference and without any representation as to accuracy or suitability. Global disclaims any legal responsibility. The user must verify and test the suitability of any information or products for his specific application. Global reserves the right to change the Terms and Conditions in the list price book without notice.

#### This list price book is effective as of January 2023.

For periodic updates, please check the PDF at [globalfurnituregroup.com](http://globalfurnituregroup.com). After login, select Resources then Price Lists. From here you will have the option to select either the Seating, Desking + Tables or Metal Filing + Storage price list books. Global warrants that all commercial products are free from defects in material and workmanship, for the life of the product, to the original Purchaser.

Global warrants that all commercial products are free from defects in material and workmanship, for the life of the product, to the original Purchaser.

Global will repair or replace, at Global's option, as the sole remedy for any defect covered by the warranty. The warranty applies to products manufactured after March 22, 2016.

Global makes no warranty that any of its products are suitable for any particular purpose and makes no other warranties, express or implied, other than those set out here. As codes and standards vary from one jurisdiction to another, references to compliance are solely for convenience and without any representation as to accuracy or suitability. Users must verify the suitability of such information or product for their specific application. In no event shall Global be liable in either tort or contract for any loss or direct, special, incidental, consequential, or exemplary damages.

### General Commercial Seating

Global's warranty for general commercial seating covers all chair components including pneumatic cylinders, bases, casters, glides, frames, arms, plastic seats, backs and other structural components. The warranty applies to single shift, standard commercial usage, defined as a standard eight (8) hour day, forty (40) hour week for users weighing up to 300 lbs.

Exceptions to the warranty for general commercial seating are as follows:

- Foam, upholstery, textiles (as sampled on Global branded and textile program cards), mesh material and electrical devices, are warranted for five (5) years
- Control mechanisms are warranted for twelve (12) years
- Heavy duty seating and light use seating are not defined as General commercial seating (see below for warranty exceptions)

### Heavy Duty Seating

Global offers products designed for multiple shift applications (24 hours a day / 7 days a week) and larger individuals weighing up to 350, 400, 500 and/or 600 lbs. (depending on series and/or model). Global warrants these products for twelve (12) years to the original Purchaser. All components (including control mechanisms, pneumatic cylinders, bases, casters, glides, frames, arms, plastic seats/backs, etc.) are covered for 24/7 applications under the warranty. The exceptions are foam, upholstery and textiles, which are covered for five (5) years. Fabric or upholstery material on these products must exceed 100,000 double rubs for the textile portion of the warranty to apply. Heavy duty product series that apply under this warranty can be found in the Heavy Duty section of the list price book.

### Light Use Seating

Global offers light use seating that is warranted for ten (10) years for the original Purchaser. The warranty covers all components (frames, glides and arms). The foam/textiles are warranted for five (5) years. The warranty on these light use series is for an eight (8) hour day, forty (40) hour week for users up to 200 lbs. Light use product series that apply under this warranty currently consists of the Key series.

### Outdoor Furniture

Global offers products designed for use indoors or outdoors. Global warrants these products for three (3) years to the original purchaser. This warranty applies to single shift (eight (8) hour day, forty (40) hour week) for users weighing up to 275 pounds, unless noted otherwise. Outdoor furniture must be stored indoors during inclement or extreme weather such as extreme cold, extreme heat, or excessive wind.

Exceptions to the warranty for indoor/outdoor furniture is as follows:

- Only Global branded textiles and Alliance Partner carded textile program materials expressly identified for outdoor application are covered for three (3) years when used outdoors.

### Seating Warranty Summary

Seating Type	Components Warranty For Original Purchaser	Use Time For Warranty Coverage	Exceptions
General commercial seating	lifetime	8 hours/5 days per week	foam/upholstery/textiles/mesh/electrical devices - 5 years control mechanisms - 12 years
Heavy duty seating	12 years	24 hours/7 days per week	foam/upholstery/textiles - 5 years
Light use seating	10 years	8 hours/5 days per week	foam/upholstery/textiles - 5 years
Indoor + outdoor furniture	3 years	8 hours/5 days per week	outdoor use textiles - 3 years

### Global's warranty does not apply (for any product category) to the following:

- Nominal or normal amount of wear and tear that can occur over time
- Failures which result from negligence, abuse, accident or misuse
- Failure to apply, install or maintain products according to Global's written instructions and warnings
- Modifications, attachments or repair methods not approved by Global
- Damage caused by a carrier in transit, or delivery/installation contractors
- The matching of colors, grains or textures (wood, leather, etc.) of natural materials
- Products exposed to extreme hot or cold temperatures or excessively dry or humid environments
- Color fastness or the matching of color of textiles, dye lots of textile can vary
- Damage by markings or staining; damage by sharp objects or imprinting from instruments
- Damage to textiles or laminate and wood surfaces/edges from exposure to sunlight (including UV rays)
- Products not purchased directly from authorized Global resellers
- Products used for rental purposes
- Purchased parts are warranted for one (1) year
- Failure to follow specific cleaning and disinfecting instructions posted on [globalfurnituregroup.com](http://globalfurnituregroup.com)

Global's warranty does not cover the costs of transportation or labor. Repair or replacement will be at Global's discretion.

### Textiles

Global warrants Global branded textiles and Global carded textile programs inclusive of fabrics, vinyls and leather products for five (5) years. Global does not warrant COM (Customer's Own Material) or GPM (Global Purchased Material) that are customer specified materials, or graded-in and purchased by Global for a customer. For GPM or COM products, please contact the textile supplier for performance information and warranty details. Please refer to our website at [globalfurnituregroup.com](http://globalfurnituregroup.com) for detailed information on cleaning and disinfecting procedures. Improper usage of disinfecting/cleaning products may void the warranty.

Global textiles and finishes are updated periodically to meet the demand and trends of the market. As a result, some textiles and finishes may be discontinued by Global or the manufacturer. In the event that a textile or finish is discontinued, Global will make every reasonable effort to provide an alternative product(s) of comparable function.

# INDEX

1004	127	1898	177	2076APUT	210	2662-8	48	3371	316	5091-4	91
1005	127	1899	177	2076AUU	210	2662P-0	48	3371C	316	5091-4PB	91
1010	128	1900	177	2076AUUT	210	2662P-3	48	3371CLTL	317	5092	91
1011	128	1901	69	2076NPP	210	2662P-4	48	3371CTRL	317	5225	75
1014	128	1902	69	2076NPPT	211	2662P-6	49	3371LTL	316	5226	75
1015	128	1903	69	2076NPU	204, 210	2662P-8	48	3371RTL	316	5227	76
1105	149	1906	69	2076NPUT	211	2663-6	49	3372	317	5228	76
1110	149	1907	70	2076NUU	210	2663P-6	49	3372C	317	5233	75, 211
1170-3	39	1908	70	2076NUUT	211	2664-6	49	3372CLTL	317	5330-2	84
1170-8	39	1909	70	2085	211	2664P-6	49	3372CTRL	317	5330-4	84
1171-0	39	1950-3	100	2105	131	2665-6	49	3372LTL	317	5331-2	85
1171-2	39	1950-4	100	2108	131	2665P-6	49	3372RTL	317	5331-4	85
1171-3	40	1951-3	100	2109	131	2670-2	33	3373	318	5332	85
1171-5	40	1951-4	101	2121	160	2670-4	33	3374	318	5332C	85
1171-6	40	1952-6	101	2122	160	2670-4PB	34	3400	318	5333-3	86
1171-8	40	1953	101	2125WS	181, 215, 222	2671-2	34	3401	318	5333-4	86
1172-5	40	2073APP	79	2131	160	2671-4	34	3402	318	5335	85
1172-6	41	2073APPPB	79	2151	153	2671-4PB	34	3431	325	5336-1	86
1174	41	2073APU	80	2152	153	2672-6	34	3431L	330	5336-3	87
1175	41	2073APUPB	80	2155	153	2676-2	35	3431NA	330	5336-4	87
1177-5	41	2073AUU	80	2156	153	2676-4	35	3431R	330	5336-5	87
1178-5	41	2073AUUPB	80	2171C	129	2676-4PB	35	3432	325	5336-6	87
1190-2	42	2073NPP	80	2171WS	129	2677-2	35	3433	325	5337-5	87
1190-3	42	2073NPPPB	80	2172C	130	2677-4	35	3433L	330	5337-6	88
1191-2	42	2073NPU	80	2172WS	129	2677-4PB	36	3433NA	330	5338-6	88
1191-3	42	2073NPUPB	81	2173WS	130	2678-6	36	3433R	330	5339-6	88
1220-3	23	2073NUU	80	2174WS	130	2736	44	3434B	330	5450-3	97
1221-3	23	2073NUUPB	81	2176	130	2736MB	44	3435B	331	5450-4	97
1240-0	62	2074APP	81	2180	130, 214	2737	44	3481	278	5450-6	97
1240-2	62	2074APPPB	81	2188	214	2738	44	3482	278	5450-8	98
1240-3	62	2074APU	81	2194C	212	2738MB	45	3483	278	5451-0	98
1240P-0	62	2074APUPB	81	2194WS	212	2739	45	3650-3	96	5451-3	98
1240P-2	62	2074AUU	81	2195C	213	2748	45	3650-8	96	5451-4	98
1240P-3	62	2074AUUPB	81	2195WS	212	2748MB	45	3651-3	96	5451-5	98
1241-0	63	2074NPP	82	2197	214	2749	45	3651-8	96	5457-6	99
1241-2	63	2074NPPPB	82	2198C	213	2811-4	272	3670-3	25	5458-6	99
1241-3	63	2074NPU	82	2198WS	213	2811-8	272	3671-3	25	5471	240
1241P-0	63	2074NPUPB	82	2199C	213	2813	272	3720	92	5471-CP	240
1241P-2	63	2074NUU	82	2199WS	213	2814	272	3722	92	5471-MP	240
1241P-3	63	2074NUUPB	82	2241	358	2850-3	21	3722C	92	5472	241
1246	63	2075APP	205	2243	358	2851-3	21	3732	92	5472-CP	241
1247	63	2075APPT	205	2311	71	2852-3	21	3742	93	5472-MP	241
1251-0	342	2075APU	205	2312	71	3112	43	3760	93	5473	241
1251-3	343	2075APUT	206	2314	71	3117	43	3766	93	5473-CP	241
1251-8	343	2075AUU	205	2315	71	3140-3	53	3767	22	5473-MP	241
1252-0	343	2075AUUT	206	2317	72	3141-3	53	3870	326	5474-HP	241
1252-3	343	2075BRAPP	206	2330	109	3212	37	3871	327	5474-LP	241
1252-8	343	2075BRAPPT	207	2331	109	3212-50	365	3878	332	5474-WV	241
1253-0	344	2075BRAPU	206	2340-3	109	3217	37	3879	332	5475-HP	242
1253-3	344	2075BRAPUT	207	2341-3	109	3217-50	365	3880	332	5475-LP	242
1253-8	344	2075BRAUU	206	2341-6	110	3254	37	3881L	333	5475-WV	242
1254-0	344	2075BRAUUT	207	2343-6	110	3254-50	365	3881R	333	5476-HP	242
1254-3	344	2075BRNPP	207	2400-18	24	3255	38	3882	333	5476-LP	242
1254-8	345	2075BRNPPT	207	2409	24	3255-50	366	3883	333	5476-WV	242
1255-0	345	2075BRNPU	207	2424	24, 339	3256-50	366	3884	333	5477-HP	242
1255-3	345	2075BRNPUT	208	2424-18	24, 339	3257-50	366	3885	331	5477-LP	242
1255-8	345	2075BRNUU	207	2512-3	348	3275	38	3991	20	5477-WV	242
1256-0	345	2075BRNUUT	208	2526	347	3278	38	3992	20	5481	242
1256-3	346	2075BSAPP	208	2527	347	3278-50	366	3993	20	5481-CP	242
1256-8	346	2075BSAPU	208	2660-0	46	3288	38	4075	152	5481-MP	242
1260-0	64	2075BSAUU	208	2660-3	46	3288-50	366	4076	152	5482	243
1260-3	64	2075BSNPP	208	2660-4	47	3360	333	4077	116	5482-CP	243
1260P-0	64	2075BSNPU	208	2660-8	47	3361	324	4078	116	5482-MP	243
1260P-3	64	2075BSNUU	208	2660P-0	46	3361B	329	4411	61	5483	243
1261-0	64	2075CSAPP	204, 209	2660P-3	46	3361L	328	4430	61	5483-CP	243
1261-3	64	2075CSAPU	209	2660P-4	47	3361NA	329	4432	61	5483-MP	243
1261P-0	64	2075CSAUU	209	2660P-8	47	3361R	328	4560	26	5484-HP	243
1261P-3	64	2075CSNPP	209	2661-0	47	3362	325	4561	26	5484-LP	243
1871	67	2075CSNPU	209	2661-3	47	3363	325	4565	26	5484-WV	243
1872	67	2075CSNUU	209	2661-4	47	3363B	329	4570-3	27	5485-HP	244
1874	68	2075NPP	205	2661-8	48	3363L	329	4571-3	27	5485-LP	244
1876	68	2075NPPT	206	2661P-0	47	3363NA	329	5080-0	89	5485-WV	244
1877	68	2075NPU	205	2661P-3	47	3363R	329	5080-3	89	5486-HP	244
1879	68	2075NPUT	206	2661P-4	47	3365	125	5080-4	89	5486-LP	244
1888	176	2075NUU	205	2661P-8	48	3365C	125	5081-0	90	5486-WV	244
1889	176	2075NUUT	206	2662-0	48	3366	326	5081-3	90	5487-HP	244
1890	176	2076APP	209	2662-3	48	3367	326	5081-4	90	5487-LP	244
1896	68	2076APPT	210	2662-4	48	3368	326	5090-4	90	5487-WV	244
1897	69	2076APU	210	2662-6	49	3369	125	5090-4PB	90	5540	28

5540NA	28	6332-8	107	6507	119, 120	6525	190	6574TLMBP	194	6628TR	137
5541	29	6332-8MO	107	6508	186	6525T	191	6574TLP	194	6628TRP	138
5541NA	29	6333-6	108	6508MB	186	6525TWS	191	6574TR	194	6630	138
5546	29	6333-6MO	108	6508T	186	6525WS	190	6574TRMB	194	6631	138
5546NA	29	6334	217	6508TMB	186	6526	191	6574TRMBP	194	6632	138
5940	156	6334C	217	6508TWS	186	6537	196	6574TRP	194	6633	138
5940C	156	6334CMO	217	6508TWSMB	186	6537MB	196	6575	194	6637	139
5941	156	6334MO	217	6508WS	186	6537MBPB	196	6575TL	194	6638	139
5941C	157	6335	218	6508WSMB	186	6537MBTL	196	6575TLP	195	6656	222
5942	157	6335C	218	6509	186	6537MBTR	196	6575TR	194	6657	222
5942C	157	6335CMO	218	6509MB	186	6537MBTRPB	196	6575TRP	195	6660	139
5943	157	6335MO	218	6509T	186	6537PB	196	6577	195	6661	139
5944	157	6337-6	108	6509TMB	186	6537TL	196	6577MB	195	6662	139
5945	158	6337-6MO	108	6509TWS	186	6537TR	196	6577TL	195	6663	140
5950	158	6338-6	108	6509TWSMB	186	6537TRPB	196	6577TLMB	195	6667	140
5950C	158	6338-6MO	108	6509WS	186	6538	196	6577TLMBP	195	6668	140
5951	158	6339	108, 350	6509WSMB	186	6538MB	196	6577TLP	195	6690	122, 140
5951C	158	6340	120, 218	6511	187	6538MBTL	196	6577TR	195	6691	123, 140
5952	159	6340L	120	6511T	187	6538MBTR	196	6577TRMB	195	6692	123, 141
5952C	159	6341	121, 218	6511TWS	187	6538T	196	6577TRMBP	195	6693	123, 141
5953	159	6342	121, 218	6511WS	187	6539	197	6577TRP	195	6697	123, 141
5954	159	6342L	121	6513	187	6539PB	197	6578	195	6698	123, 141
5955	159	6343	121, 219	6513MB	187	6539TL	197	6578MB	195	6710	167
6007	32	6343L	121	6513T	187	6539TR	197	6578TL	195	6710BS	168
6070	54	6350	219	6513TMB	187	6539TRPB	197	6578TLMB	195	6710CS	168
6070NA	55	6351	219	6513TWS	187	6558	191	6578TLMBP	195	6711	167
6071	55	6352	219	6513TWSMB	187	6558CS	191	6578TLP	195	6711BS	168
6071NA	55	6353	219	6513WS	187	6558CSMB	191	6578TR	195	6711CS	169
6072	55	6360	220	6513WSMB	187	6558MB	191	6578TRMB	195	6712	168
6072NA	55	6360MO	220	6514	187	6559	192	6578TRMBP	195	6712BS	169
6073	55	6361	220	6514MB	187	6559CS	192	6578TRP	195	6712CS	169
6073NA	56	6362	220	6514T	188	6559CSMB	192	6579	196	6713	168
6074	56	6362MO	220	6514TMB	188	6559MB	192	6579TL	196	6713BS	169
6074NA	56	6363	220	6514TWS	188	6561	192	6579TLP	196	6713CS	169
6075	56	6363MO	220	6514TWSMB	188	6561CS	192	6579TR	196	6714	170
6075NA	56	6364-6LPB	221	6514WS	187	6563	192	6579TRP	196	6715	170
6076	56	6364-6PB	220	6514WSMB	187	6563CS	193	6591B	120	6717	124, 170
6076NA	57	6364-6RPB	221	6515	188	6563CSMB	193	6620	133	6719	124, 170
6077	57	6374-6LPB	221	6515T	188	6563MB	192	6620P	133	6720	141
6077NA	57	6374-6PB	221	6515TWS	188	6564	193	6620TL	133	6720PB	142
6321-0	102	6374-6RPB	221	6515WS	188	6564CS	193	6620TLP	133	6720TL	142
6321-3	103	6400	58	6517WS	188	6564CSMB	193	6620TR	133	6720TLPB	142
6321-4	103	6400PB	58	6518	188	6564MB	193	6620TRP	133	6720TR	142
6321-4PB	103	6401	59	6518MB	188	6565	193	6621	133	6720TRPB	142
6321-6	103	6401PB	59	6518T	189	6565CS	193	6621G	133	6721	142
6321-8	103	6402	59	6518TMB	189	6567	197	6621GP	134	6721PB	142
6322-0	104	6402PB	59	6518TWS	189	6567MBPB	197	6621P	134	6721TL	143
6322-3	104	6403	59	6518TWSMB	189	6567MBTL	197	6621TL	134	6721TLPB	143
6322-4	104	6403PB	59	6518WS	188	6567MBTLPB	197	6621TLP	134	6721TR	143
6322-4PB	104	6410	60	6518WSMB	188	6567MBTR	197	6621TR	134	6721TRPB	143
6322-6	104	6411	60	6519	189	6567MBTRPB	197	6621TRP	134	6722	143
6322-8	104	6412	60	6519MB	189	6567PB	197	6622	134	6722PB	143
6323-6	105	6413	60	6519T	189	6567T	197	6622P	134	6722TL	143
6324	216	6460	51	6519TMB	189	6567TLPB	197	6622TL	135	6722TLPB	144
6324C	217	6460PB	51	6519TWS	189	6567TRPB	197	6622TLP	135	6722TR	143
6325	217	6461	51	6519TWSMB	189	6568	197	6622TR	135	6722TRPB	144
6325C	217	6461PB	51	6519WS	189	6568MB	197	6622TRP	135	6723	144
6327-6	105	6462	51	6519WSMB	189	6568MBTL	197	6623	135	6723PB	144
6328-6	105	6462PB	52	6521	189	6568MBTR	197	6623G	135	6723TL	144
6331-0	105	6500A2	118	6521T	189	6568TL	197	6623GP	135	6723TLPB	144
6331-0MO	105	6500A3	118	6521TWS	189	6568TR	197	6623P	135	6723TR	144
6331-3	105	6500A4	118	6521WS	189	6569	198	6623TL	135	6723TRPB	144
6331-3MO	105	6500A8	118	6522	126, 191, 211	6569PB	198	6623TLP	136	6727	145
6331-4	106	6500A9	118	6523	190	6569TL	198	6623TR	135	6727PB	145
6331-4MO	106	6500BD	119	6523MB	190	6569TLPB	198	6623TRP	136	6727TL	145
6331-4PB	106	6500BR	186	6523T	190	6569TR	198	6624	136	6727TLPB	145
6331-6	106	6500S2	119	6523TMB	190	6569TRPB	198	6626	136, 170	6727TR	145
6331-6MO	106	6500S3	119	6523TWS	190	6573	194	6627	136	6727TRPB	145
6331-8	106	6500S4	119	6523TWSMB	190	6573MB	194	6627P	136	6728	145
6331-8MO	106	6501	121, 184	6523WS	190	6573TL	194	6627TL	137	6728PB	146
6332-0	106	6501MB	121, 184	6523WSMB	190	6573TLMB	194	6627TLP	137	6728TL	146
6332-0MO	106	6502	121, 185	6524	190	6573TLP	194	6627TR	137	6728TLPB	146
6332-3	107	6502MB	121, 185	6524MB	190	6573TR	194	6627TRP	137	6728TR	146
6332-3MO	107	6503	122, 185	6524T	190	6573TRMB	194	6628	137	6728TRPB	146
6332-4	107	6504	122, 185	6524TMB	190	6573TRP	194	6628G	137	6730	146
6332-4MO	107	6504MB	122, 185	6524TWS	190	6574	194	6628GP	137	6731	146
6332-4PB	107	6505	122, 185	6524TWSMB	190	6574MB	194	6628P	137	6732	147
6332-6	107	6505MB	122, 185	6524WS	190	6574TL	194	6628TL	137	6733	147
6332-6MO	107	6506	122, 185	6524WSMB	190	6574TLMB	194	6628TLP	138	6737	147



# INDEX

6738	147	7701R	280	7788	292	8031F	259	8042SQ2816C	267	8506-48	319
6741	171	7702	280	7862	245	8031P	259	8042SQ2816CCK	267	8506-60	319
6741TL	171	7702L	280	7867	236	8031PF	259	8042SQ2816CSF	267	8506-72	319
6741TR	171	7702NA	281	7868	236	8032	260	8042SQ2816CSK	267	8506-78	320
6743	171	7702R	280	7870	236	8032F	260	8042SQ2816I	267	8507-48	320
6743TL	171	7703	281	7870L	236	8032P	260	8042SQ2816IK	267	8507-60	320
6743TR	171	7703L	281	7870R	236	8032PF	260	8042SQ2816ISF	267	8507-72	320
6750	113	7703NA	281	7871	237	8033	261	8042SQ2816ISK	267	8507-78	320
6751	113	7703R	281	7872	237	8033F	261	8042SQ2816IW	267	8508-48	320
6752	113	7704	281	7873	237	8033P	261	8042SQ2816WK	267	8508-60	321
6753	114	7704L	282	7874	237	8033PF	261	8042SQ2816WSF	267	8508-72	321
6754	114	7704NA	282	7874FS	237	8034	261	8042SQ2816WSK	267	8508-78	321
6755	114	7704R	282	7875	245	8034F	261	8043OV2220I	268	8509	321
6756	114, 203	7705	282	7875TL	246	8034P	261	8043OV2220IK	268	8520T	154
6761-4	83	7705L	282	7875RTL	246	8034PF	261	8043OV2220ISF	268	8521T	154
6761-8	83	7705NA	282	7876	246	8035	262	8043OV2220ISK	268	8522T	154
6762-6	89	7705R	282	7877	246	8035F	262	8043OV2616C	268	8525T	154
6762-6PB	200	7706	283	7879	247	8035P	262	8043OV2616CK	268	8526T	155
6763-6	200	7706L	283	7880	238	8035PF	262	8043OV2616CSF	268	8621	161
6763-6PB	200	7706NA	283	7885	247	8036	262	8043OV2616I	268	8621S26	161
6764	200	7706R	283	7886	247	8036F	262	8043OV2616IK	268	8621S30	162
6764C	200	7707	283	7887	247	8036P	262	8043OV2616ISF	268	8622	161
6764FC	201	7707L	283	7888	247	8036PF	262	8043OV2616ISK	268	8622S26	161
6765	201	7707NA	284	7889	248	8037	263	8043OV2616IW	268	8622S30	162
6765C	201	7707R	283	7890L	248	8037F	263	8043OV2616WK	268	8624	161
6765FC	201	7708	284	7890R	248	8037P	263	8043OV2616WSF	268	8624S26	162
6767-6	201	7708L	284	7891L	248	8037PF	263	8043OV3116C	268	8624S30	162
6768-6	202	7708NA	284	7891R	248	8037PH	263	8043OV3116CK	268	8647	178
6775	150	7708R	284	7892	246, 249	8037PHF	263	8043OV3116CSF	268	8647P	178
6776	150	7709	284	7893	248	8038	263	8043OV3116CSK	268	8648LBNS24	179
6777	151	7709L	285	7894	248	8038F	263	8043OV3116I	268	8648LBNS30	179
6778	151	7709NA	285	7895	246	8038P	263	8043OV3116IK	268	8648LBPS24	179
6780	114	7709R	285	7896	246	8038PF	263	8043OV3116ISF	268	8648LBPS30	179
6781	115	7710L	285	7897	247	8038PH	263	8043OV3116ISK	268	8648PS24	178
6785	115	7710NA	285	7901L	248	8038PHF	263	8043OV3116IW	268	8648PS30	179
6786	115	7710R	285	7901R	248	8041R2120I	266	8043OV3116WK	268	8648S24	178
6790	203	7711L	285	8016	261	8041R2120IK	266	8043OV3116WSF	268	8648S30	179
6791	203	7711NA	286	8016F	261	8041R2120ISF	266	8043OV3116WSK	268	8649	179
6900	180	7711R	285	8016P	261	8041R2120ISK	266	8051	264	9602-50	367
6900C	180	7712L	286	8016PF	261	8041R2616C	266	8052	264	9602-62	370
6900CTL	180	7712NA	286	8021	260	8041R2616CK	266	8053	264	9602-64	371
6900CTR	180	7712R	286	8021P	260	8041R2616CSF	266	8054	264	9604-50	367
6900TL	180	7713L	286	8022	260	8041R2616CSK	266	8055	264	9604-62	370
6900TR	180	7713NA	286	8022P	260	8041R2616I	266	8056	264	9604-64	371
6901	181	7713R	286	8023	259	8041R2616IK	266	8271	322	9611-50	367
6901C	181	7714L	287	8023F	259	8041R2616ISF	266	8272	322	9611-64	371
6901CTL	181	7714NA	287	8023P	259	8041R2616ISK	266	8273	323	9612-50	367
6901CTR	181	7714R	287	8023PF	259	8041R2616W	266	8274	323	9612-64	371
6901TL	181	7715L	287	8024	260	8041R2616WK	266	8275	323	9624-50	367
6901TR	181	7715NA	287	8024F	260	8041R2616WSF	266	8276	323	9624-62	370
6902	181	7715R	287	8024P	260	8041R2616WSK	266	8335T	163	9624-64	372
6903	181	7716	287	8024PF	260	8041R3016C	266	8336T	163	9632-50	367
6904	182	7717	288	8025	261	8041R3016CK	266	8433-4	269	9632-62	370
6905	182	7718	288	8025F	261	8041R3016CSF	266	8434	269	9632-64	372
6906	182	7725	288	8025P	261	8041R3016CSK	266	8435-1524	270	9662-50	368
6907	182	7726	288	8025PF	261	8041R3016I	266	8435-1530	270	9662-64	372
6909	182	7727	288	8026	259	8041R3016IK	266	8435-2224	270	9663-50	368
6930	124, 183	7728	289	8026S	259	8041R3016ISF	266	8435-2230	270	9663-64	372
6931	124, 183	7729	289	8027	262	8041R3016ISK	266	8436-1524	270	9664-50	368
6941	78	7730	289	8027F	262	8041R3016IW	266	8436-1530	270	9664-64	372
6942	78	7731	289	8027P	262	8041R3016WK	266	8436-2224	271	9665-50	368
6960	164	7732	289	8027PF	262	8041R3016WSF	266	8436-2230	271	9665-64	373
6961	164	7733	290	8028	262	8041R3016WSK	266	8437	269	9666-50	368
6962	165	7734	290	8028F	262	8042SQ1920I	267	8456	73	9666-64	373
6963	165	7735	290	8028P	262	8042SQ1920IK	267	8456NA	74	9667-50	369
6969	166	7736	290	8028PF	262	8042SQ1920ISF	267	8456S	73	9667-64	373
6970	166	7737	290	8028PH	262	8042SQ1920ISK	267	8456SNA	74	9751	227
7331	31	7738	291	8028PHF	262	8042SQ2216C	267	8457	73	9751L	227
7332	31	7739	291	8029	263	8042SQ2216CK	267	8457NA	74	9751NA	228
7333	31	7740	291	8029F	263	8042SQ2216CSF	267	8457S	73	9751R	227
7336	31	7741	291	8029P	263	8042SQ2216CSK	267	8457SNA	74	9752	228
7336NA	31	7742	291	8029PF	263	8042SQ2216I	267	8458	65	9752L	228
7472-3	94	7743	292, 315	8029PH	263	8042SQ2216IK	267	8458NA	65	9752L-OB	229
7482-3	95	7745	292, 315	8029PHF	263	8042SQ2216ISF	267	8458NAS	65	9752NA	228
7492-3	95	7746	292	8030	259	8042SQ2216ISK	267	8458S	65	9752NAHB42	228
7497-7NA	95	7747	292	8030F	259	8042SQ2216IW	267	8459	66	9752NAHB42TB	229
7701	280	7748	292	8030P	259	8042SQ2216WK	267	8459NA	66	9752NAHB48	229
7701L	280	7786	292	8030PF	259	8042SQ2216WSF	267	8459NAS	66	9752NAHB48TB	229
7701NA	280	7787	292	8031	259	8042SQ2216WSK	267	8459S	66	9752NA-OB	229

9752-OB.....	229	R5CSNPU.....	175	R27812B.....	301	R27863.....	314	TS3140-3.....	336
9752R.....	228	R5NPPC.....	173	R27812L.....	302	R27864.....	314	TS3141-3.....	336
9752R-OB.....	229	R5NPPG.....	173	R27812R.....	302	RDOL.....	175	TS3212.....	335
9753.....	230	R5NPUC.....	173	R27815.....	302	S.....		TS3217.....	335
9753L.....	230	R5NPUG.....	173	R27815L.....	302	S2303.....	362	TS5450-3.....	337
9753NA.....	231	R6APP.....	173	R27815R.....	302	S2304.....	362	TS5451-3.....	338
9753NAHB42.....	230	R6APU.....	173	R27815S.....	302	S2312.....	362	TS6321-3.....	349
9753NAHB42TB.....	230	R6NPP.....	174	R27815SL.....	302	S2314.....	363	TS6322-3.....	349
9753NAHB48.....	230	R6NPU.....	174	R27815SR.....	302	S3254.....	362	TS6331-3.....	350
9753NAHB48TB.....	230	R2770.....	305	R27816.....	302	S6328-6.....	350	TS6331-3MO.....	350
9753NA-OB.....	231	R2771.....	306	R27816L.....	302	S6338-6.....	350	TS6332-3.....	350
9753-OB.....	231	R27801.....	295	R27816R.....	302	S7862.....	250	TS6332-3MO.....	350
9753R.....	230	R27801B.....	295	R27816S.....	302	S7875.....	250	TS7331.....	341
9754.....	231	R27801L.....	295	R27816SL.....	302	S7875LT.....	250	TS7332.....	341
9755.....	231	R27801R.....	295	R27816SR.....	302	S7875RT.....	250	TS7333.....	341
9756.....	232	R27802.....	295	R27817.....	303	S7876.....	251		
9757L.....	232	R27802B.....	295	R27817L.....	303	S7876LRT.....	251		
9758R.....	232	R27802L.....	296	R27817R.....	303	S7876LT.....	251		
9759.....	232	R27802R.....	296	R27817S.....	303, 304	S7876RT.....	251		
9760.....	232	R27803.....	296	R27817SL.....	303	S7877.....	252		
9761.....	232	R27803B.....	296	R27817SR.....	303	S7877LRT.....	252		
9762.....	232	R27803L.....	296	R27818.....	303	S7877LT.....	252		
9763.....	233	R27803R.....	296	R27818L.....	303	S7877RT.....	252		
9764.....	228	R27804.....	296	R27818R.....	303	S7879.....	254		
9765.....	233	R27804B.....	297	R27818S.....	303	S7884.....	253		
9766.....	233	R27804L.....	297	R27818SL.....	303	S7884A.....	254		
9767.....	233	R27804R.....	297	R27818SR.....	303	S7884NA.....	253		
9768.....	233	R27804S.....	296	R27819.....	303	S7884R.....	254		
9769S24.....	233	R27804SB.....	297	R27819L.....	304	S7890L.....	252		
9769S30.....	234	R27804SL.....	297	R27819R.....	304	S7890LLT.....	252		
		R27804SR.....	297	R27819S.....	303	S7890R.....	252		
B2.....	358	R27805.....	297	R27819SL.....	304	S7890RRT.....	252		
B4M.....	358	R27805B.....	297	R27819SR.....	304	S7891L.....	253		
B5A.....	358	R27805L.....	297	R27820.....	304	S7891LLT.....	253		
B7A.....	358	R27805R.....	297	R27820L.....	304	S7891R.....	253		
		R27805SB.....	297	R27820R.....	304	S7891RRT.....	253		
C1SET.....	356	R27805SL.....	297	R27820S.....	304	S7893.....	254		
C7RSET.....	374	R27805SR.....	297	R27820SL.....	304	S7894.....	254		
C7SET.....	356	R27806.....	298	R27820SR.....	304	S7895.....	250		
C9RSET.....	356	R27806B.....	298	R27821.....	304	S7896.....	251		
C10RSET.....	356, 374	R27806L.....	298	R27821S.....	304	S7897.....	253		
C10SET.....	356	R27806R.....	298	R27822.....	304	S7901L.....	250		
C14RSET.....	356	R27806S.....	298	R27822S.....	304	S7901LLT.....	251		
C65RSET.....	356, 374	R27806SB.....	298	R27823.....	305	S7901R.....	250		
C65SET.....	356	R27806SL.....	298	R27823S.....	305	S7901RRT.....	251		
C66RSET.....	356	R27806SR.....	298	R27824.....	305	S7902.....	255		
C82SET.....	356	R27807.....	298	R27824S.....	305	S7902L.....	255		
		R27807B.....	298	R27825.....	305	S7902LLT.....	255		
FP15.....	160	R27807L.....	299	R27825S.....	305	S7902LRT.....	256		
		R27807R.....	299	R27826.....	305	S7902LT.....	255		
LX2226SC.....	273	R27807S.....	298	R27826S.....	305	S7902NA.....	255		
LX2426AC.....	273	R27807SB.....	298	R27831.....	308	S7902R.....	255		
LX3433CH.....	273	R27807SL.....	299	R27832.....	308	S7902RRT.....	255		
LX3636OTT.....	273	R27807SR.....	299	R27833.....	308	S7902RT.....	255		
LX6033S.....	274	R27808.....	299	R27834.....	308	S7904.....	256		
LX8033S.....	274	R27808B.....	299	R27835.....	308	S7904L.....	256		
		R27808L.....	299	R27836.....	309	S7904NA.....	256		
ML2121.....	275	R27808R.....	299	R27837.....	309	S7904R.....	256		
ML2326.....	276	R27808S.....	299	R27838.....	309	S7905.....	254		
ML2630.....	276	R27808SB.....	299	R27839.....	309	S7911.....	256		
ML2634.....	277	R27808SL.....	299	R27840.....	309	S7912.....	257		
ML4634.....	277	R27808SR.....	299	R27841.....	310	S7913.....	257		
ML6634.....	277	R27809.....	299	R27842.....	310	S7915.....	257		
ML8634.....	277	R27809B.....	300	R27843.....	310	S7916.....	257		
ML171724.....	275	R27809L.....	300	R27844.....	310	T.....			
ML171730.....	275	R27809R.....	300	R27845.....	310	TS1170-3.....	335		
ML171733.....	275	R27809S.....	299	R27846.....	311	TS1171-3.....	336		
		R27809SB.....	300	R27847.....	311	TS1190-3.....	336		
R5APPC.....	172	R27809SL.....	300	R27848.....	311	TS1191-3.....	336		
R5APPG.....	172	R27809SR.....	300	R27849.....	311	TS1240-3.....	337		
R5APUC.....	173	R27810.....	300	R27850.....	311	TS1240P-3.....	337		
R5APUG.....	173	R27810B.....	300	R27855.....	313	TS1241-3.....	337		
R5BSAPP.....	175	R27810L.....	300	R27856.....	313	TS1241P-3.....	337		
R5BSAPU.....	175	R27810R.....	300	R27857.....	313	TS1260-3.....	337		
R5BSNPP.....	175	R27811.....	301	R27858.....	313	TS1260P-3.....	337		
R5BSNPU.....	175	R27811B.....	301	R27859.....	313	TS1261-3.....	337		
R5CSAPP.....	174	R27811L.....	301	R27860.....	314	TS1261P-3.....	337		
R5CSAPU.....	174	R27811R.....	301	R27861.....	314	TS2330.....	338		
R5CSNPP.....	174	R27812.....	301	R27862.....	314	TS2331.....	338		



---

## Global offices in Canada

### Head Office

560 Supertest Road  
Toronto, Ontario  
M3J 2M6  
T (416) 650-6500

### Toronto Sales Office

1350 Flint Road  
Toronto, Ontario  
M3J 2J7  
T (416) 661-3660

---

## Showrooms

### Calgary

237 8 Avenue SE, Suite 302  
Calgary, Alberta  
T2G 5C3  
T (403) 250-7770

### The Blueprint Montreal

1010 Sainte-Catherine Street W, Mezz 2  
Montreal, Quebec  
H3B 1E7  
T (514) 866-4331

### Ottawa

251 Laurier Avenue West, Suite 400  
Ottawa, Ontario  
K1P 5J6  
T (613) 234-2881  
*Please call ahead to book an appointment.*

### Edmonton

10158 103 Street NW, Suite 201  
Edmonton, Alberta  
T5J 0X6  
T (780) 444-8922

### Toronto

1350 Flint Road  
Toronto, Ontario  
M3J 2J7  
T (416) 661-3660

### Vancouver

675 West Hastings Street, Suite 1000  
Vancouver, British Columbia  
V6B 1N2  
T (604) 432-1701

### Halifax

1061 Marginal Road, Suite 120  
Halifax, Nova Scotia  
B3H 4P7  
T (902) 422-7434

### The Blueprint Toronto

(MetroCentre)  
200 Wellington Street West, Suite 1602  
Toronto, Ontario  
M5V 3C7

### Winnipeg

111 Lombard Avenue, Suite 220  
Winnipeg, Manitoba  
R3B 0T4  
T (204) 925-3350

