

## Seating

---

Pricing effective January 1, 2023 - Canada

Revised May 13, 2024



# PRICE LIST seating



# think global

## THE GLOBAL EDGE

### ERGONOMICS IN THE OFFICE

- Full range of ergonomically designed workplace, healthcare and office furniture with competitive pricing and built-in value.

### STRENGTH AND STABILITY

- Established in 1966.
- One of North America's largest office furniture manufacturers.
- Manufacturing and showrooms worldwide.

### QUICK SHIP PROGRAM

- Global's Quick Ship program offers the most comprehensive product offering across Canada.
- While we offer many additional products in a wide array of styles and colors, many items will be available to ship to you in as little as ten days.

### STRONG LOCAL REPRESENTATION

- Service and expert advice where you are, when you need it!

### MANUFACTURING CAPABILITY

- Vertical integration ensures "start to finish" control.
- Ongoing research and investment in new, innovative production technology.

### QUALITY ASSURANCE

- The quality program is registered to ISO 9001.
- On-site furniture testing facility.
- Products and components are tested to meet or exceed ANSI/BIFMA standards.
- Products backed by Global's Limited Lifetime Warranty.

### ENVIRONMENTAL COMMITMENT

- Continuous development of "earth friendly" programs.
- One of the first molded foam manufacturers to create ozone-friendly, CFC and HFC-free processes.
- Many seat and back pans are made from recyclable plastics and wood waste, enabling little waste and cost effective products.

## SYMBOL IDENTIFICATION

Each seating product with an RTA code identifies the assembly requirements.

**RTA 00** FULLY ASSEMBLED

**RTA 1** SIMPLE ASSEMBLY (no tools required)

- Parts to install:
- casters
  - base
  - pneumatic cylinder/cover can

**RTA 2** MODEST ASSEMBLY (tools supplied, if necessary)

- Parts to install:
- casters
  - base
  - pneumatic cylinder/cover can
  - back

**RTA 4** MODERATE ASSEMBLY (tools supplied)

- Parts to install:
- casters
  - base
  - pneumatic cylinder/cover can
  - back
  - armrest

**RTA 8** FULL ASSEMBLY (tools supplied)

- Parts to install:
- casters
  - base
  - pneumatic cylinder/cover can
  - back
  - armrest
  - mechanism



All products with this designation are suitable for courier shipment throughout Canada.

# TABLE OF CONTENTS

## A

|                             |     |
|-----------------------------|-----|
| Academic Task .....         | 358 |
| Accord (Global Accord)..... | 33  |
| Arm selections .....        | 349 |
| Arturo .....                | 20  |
| Aspen .....                 | 21  |
| Auburn.....                 | 22  |
| Aurora.....                 | 23  |

## B

|                   |     |
|-------------------|-----|
| Bakhita .....     | 113 |
| Ballara .....     | 224 |
| Beach.....        | 116 |
| Beam Seating..... | 117 |
| Braden .....      | 235 |

## C

|                               |     |
|-------------------------------|-----|
| Calidon .....                 | 239 |
| Camino .....                  | 240 |
| Caprice .....                 | 125 |
| Caster selections.....        | 352 |
| Chap .....                    | 127 |
| Citi .....                    | 245 |
| Citi Square.....              | 249 |
| Comet .....                   | 129 |
| Concorde .....                | 24  |
| Concorde Executive 24HR ..... | 335 |

## D

|                |     |
|----------------|-----|
| Diplomat.....  | 131 |
| Drift .....    | 258 |
| Duet.....      | 132 |
| Duet Beam..... | 122 |

## E

|                 |     |
|-----------------|-----|
| Echo.....       | 25  |
| Enterprise..... | 26  |
| Erin .....      | 148 |

## F

|                 |     |
|-----------------|-----|
| Factor.....     | 28  |
| File Buddy..... | 149 |
| Flap.....       | 150 |

## G

|                                  |     |
|----------------------------------|-----|
| G1 Ergo Select.....              | 30  |
| G1 Ergo Select TS .....          | 336 |
| G20.....                         | 32  |
| Global Accord.....               | 33  |
| Granada.....                     | 37  |
| Granada TS.....                  | 331 |
| Granada Deluxe.....              | 39  |
| Granada Deluxe TS .....          | 331 |
| Granada with Schukra Lumbar..... | 43  |
| Graphic.....                     | 44  |

## I

|                  |     |
|------------------|-----|
| Industrial ..... | 360 |
| Islands .....    | 152 |

## J

|          |     |
|----------|-----|
| Jeo..... | 269 |
|----------|-----|

## K

|            |     |
|------------|-----|
| Kate ..... | 272 |
| Key.....   | 153 |

## L

|             |     |
|-------------|-----|
| Layne.....  | 154 |
| Lite.....   | 156 |
| Locust..... | 160 |
| Loover..... | 46  |
| Luray.....  | 50  |
| Lux.....    | 273 |

## M

|                |     |
|----------------|-----|
| Malaga .....   | 53  |
| Malaga TS..... | 332 |
| Marche .....   | 161 |
| Mayne .....    | 163 |
| ML .....       | 275 |
| ML Park .....  | 277 |
| Moda .....     | 164 |

## N

|              |    |
|--------------|----|
| Noetic.....  | 54 |
| Novello..... | 58 |

## O

|                            |     |
|----------------------------|-----|
| ObusForme .....            | 61  |
| ObusForme Comfort .....    | 62  |
| ObusForme Comfort TS.....  | 333 |
| ObusForme Comfort XL ..... | 338 |

## P

|                    |     |
|--------------------|-----|
| Popcorn.....       | 167 |
| Popcorn Beam ..... | 124 |
| Prairie .....      | 278 |
| Prefer.....        | 65  |

## R

|                   |     |
|-------------------|-----|
| Rebound .....     | 172 |
| River .....       | 279 |
| River+ .....      | 293 |
| Robust .....      | 343 |
| Roma .....        | 67  |
| Roma Nester ..... | 176 |

## S

|                                     |         |
|-------------------------------------|---------|
| Sas.....                            | 178     |
| Saxon.....                          | 344     |
| Score .....                         | 71      |
| Sidero .....                        | 180     |
| Sidero Beam .....                   | 124     |
| Sirena .....                        | 316     |
| Solar .....                         | 73      |
| Solo .....                          | 75      |
| Sonic.....                          | 184     |
| Sonic Beam .....                    | 121     |
| Sora .....                          | 77      |
| Spritz Task .....                   | 83      |
| Spritz Multi-Purpose & Nesting..... | 199     |
| Spyker.....                         | 203     |
| Stream.....                         | 79, 204 |
| Supra .....                         | 84      |
| Supra-X.....                        | 86      |
| Synopsis .....                      | 89      |

## T

|                          |     |
|--------------------------|-----|
| Traditional .....        | 92  |
| Tritek Ergo Select ..... | 94  |
| Triumph.....             | 96  |
| Truform .....            | 97  |
| Truform TS.....          | 333 |
| Twilight.....            | 212 |
| Tye .....                | 100 |

## V

|                |     |
|----------------|-----|
| Venture.....   | 319 |
| Vion .....     | 102 |
| Vion Beam..... | 120 |
| Vion TS .....  | 345 |
| Vitrola.....   | 322 |

## W

|                   |     |
|-------------------|-----|
| Wind.....         | 324 |
| Wind Linear.....  | 326 |
| Wind Tables ..... | 325 |

## Y

|                   |     |
|-------------------|-----|
| Yorkdale.....     | 109 |
| Yorkdale TS ..... | 334 |

## Z

|           |     |
|-----------|-----|
| Zoma..... | 222 |
|-----------|-----|

## REFERENCES / PROGRAMS

|   |     |
|---|-----|
| How to order seating .....                | 4   |
| Seating by category type .....            | 5   |
| Ergonomic features and benefits.....      | 15  |
| Mechanism adjustments.....                | 16  |
| Arm selections .....                      | 349 |
| Caster selections.....                    | 352 |
| Glide selections - Duet and Popcorn ..... | 353 |
| Base selections .....                     | 354 |
| Cylinder selections.....                  | 356 |
| Industrial caster selections.....         | 370 |
| COM/GPM authorization form .....          | 375 |
| Specialty seating.....                    | 357 |
| Textiles and Finishes .....               | 371 |
| Metal leg, frame + base finish chart..... | 374 |
| Terms and Conditions.....                 | 376 |
| Limited Lifetime Warranty .....           | 379 |
| Index.....                                | 380 |



# HOW TO ORDER SEATING



**2676-2**

MODEL NUMBER

+



**TC74**

FABRIC CODE

+



**AMF**

ALUMINUM BASE + MEMORY FOAM

+



**CX**

CASTERS

+



**VU19**

MESH CODE

+



**4L**

CYLINDER

## FABRIC CHAIR EXAMPLE

If there are any options for the chair they would be inserted between the model number and frame finish. For example (see above):

### 2676-2 TC74 AMF CX VU19 4L

This would be the Global Accord Mesh HB Knee-Tilter **2676-2**. The seat is upholstered in Terrace, Echo (**TC74**) with a mesh back in Vue, Coal Black (**VU19**). The chair has fixed arms, optional aluminum base + memory foam seat (**AMF**), dual wheel carpet casters (**CX**) and a 4" cylinder, low rise (**4L**).

## CHAIR SAFETY TIPS








### Common sense guidelines to ensure that your Global chair will provide many years of comfort and service in a safe and productive environment:

- Always read and follow assembly instructions. Make sure that all the pieces of your Global chair are installed in the proper order to ensure structural integrity.
- Ensure that chair casters are fully inserted into the base of the unit.
- Inspect your chair for loose or worn parts at least once a year.
- Always keep the base of your chair completely on the floor.
- Most Global chairs are equipped with casters for use on carpeted surfaces. Other flooring surfaces may require different casters.
- Speak to your Global sales representative or refer to the Arm, Caster and Base section (page 347) of this price book for appropriate custom selections.
- Many Global office chairs are equipped with tilt tension controls on the seating mechanism. The tension control compensates for different body weights and postures. Always ensure that the control is properly adjusted for a smooth and controlled tilt motion. Your Global sales representative can demonstrate the proper use of all the adjustments on your office chair.
- Do not stand on your Global chair or sit on the arms of your chair.
- Do not put electrical appliances on chairs. Even fire retardant fabrics can be damaged when exposed to direct heat or flame.
- Choose the right chair for your work environment. Global offers a full line of intensive use, multi-shift and specialized chairs for environments with demanding health or safety requirements. Your Global sales representative is trained to help you make the right choice for your workplace.



**WORK / TASK SEATING**

**Task**





|   |   |   |
|---|---|---|
|  Aspen .....21                         |  Luray .....50             |  Spritz .....83                |
|  Aurora .....23                        |  Noetic .....54            |  Spritz Multi-Purpose .....199 |
|  Echo .....25                          |  Novello .....58           |  Stream .....79                |
|  Enterprise .....26                    |  ObusForme .....61         |  Supra-X .....86               |
|  Factor .....28                        |  ObusForme Comfort .....62 |  Synopsis .....89              |
|  G1 Ergo Select .....30                |  Prefer .....65            |  Tritek Ergo Select .....94    |
|  G20 .....32                          |  Robust .....343          |  Triumph .....96              |
|  Granada .....37                     |  Roma .....67            |  Truform .....97             |
|  Granada Deluxe .....39              |  Score .....71           |  Tye .....100                |
|  Granada with Schukra Lumbar .....43 |  Solar .....73           |  Vion .....102               |
|  Graphic .....44                     |  Sonic .....184          |  Yorkdale .....109           |
|  Loover .....46                      |  Sora .....77            |   |

# SEATING BY CATEGORY TYPE

## Conference / Management

|   |                               |
|---|-------------------------------|
|  | Accord (Global Accord).....33 |
|  | Arturo.....20                 |
|  | Aurora.....23                 |
|  | Enterprise.....26             |
|  | Global Accord.....33          |
|  | Graphic.....44                |
|  | Kate.....272                  |



|   |                          |
|---|--------------------------|
|  | Luray.....50             |
|  | Novello.....58           |
|  | ObusForme Comfort.....62 |
|  | Prefer.....65            |
|  | Roma.....67              |
|  | Solar.....73             |
|  | Solo.....75              |

|   |                    |
|---|--------------------|
|  | Supra.....84       |
|  | Synopsis.....89    |
|  | Traditional.....92 |
|  | Tye.....100        |

## Executive

|   |                               |
|---|-------------------------------|
|   | Accord (Global Accord).....33 |
|  | Arturo.....20                 |
|  | Auburn.....22                 |
|  | Concorde.....24               |

|   |                          |
|---|--------------------------|
|   | Global Accord.....33     |
|  | Luray.....50             |
|  | ObusForme Comfort.....62 |
|  | Robust.....343           |

|   |                    |
|---|--------------------|
|   | Traditional.....92 |
|  | Triumph.....96     |

Height Adjustable Stools



Factor .....28



File Buddy.....149



Global Accord.....33



Granada.....37



Granada Deluxe .....39



Graphic.....45



Loover.....46



Noetic.....56



Novello.....60



Prefer.....65



Roma.....67



Solar.....73



Spritz.....201



Stream.....79



Supra-X .....86



Tritek Ergo Select.....94



Truform .....97


















Vion.....105

# SEATING BY CATEGORY TYPE




























## MULTI-PURPOSE SEATING




### Stacking

|   |   |   |  |
|---|---|---|--|
|  Bakhita.....113 |  Key.....153     |  Rebound.....172 |  Spyker.....203 |
|  Comet.....129   |  Locust.....160  |  Sas.....178     |  Stream.....204 |
|  Duet.....132    |  Moda.....165    |  Sidero.....180  |  Zoma.....222   |
|  Flap.....150    |  Popcorn.....167 |  Sonic.....184   |  |

### Guest (Metal)

|   |   |  |   |
|---|---|--|---|
|  Aurora.....23           |  Kate.....272              |  Rebound.....172  |  Synopsis.....89   |
|  Caprice.....125        |  Key.....153              |  Sas.....178     |  Twilight.....212 |
|  Comet.....129         |  Lite.....156            |  Sidero.....180 |  Tye.....100     |
|  Diplomat.....131      |  Locust.....160          |  Solo.....75    |  Vion.....216    |
|  Enterprise.....26     |  Marche.....161          |  Sonic.....184  |   |
|  Erin.....148          |  Moda.....164            |  Stream.....204 |   |
|  Granada Deluxe.....39 |  ObusForme Comfort....62 |  Supra.....84   |   |


**Guest (Wood)**

|   |                |
|---|----------------|
|  | Beach .....116 |
|  | Chap .....127  |
|  | Erin .....148  |

|   |                  |
|---|------------------|
|  | Islands .....152 |
|  | Layne .....154   |
|  | Mayne .....163   |







|   |                     |
|---|---------------------|
|  | Traditional .....92 |
|  | Twilight .....212   |







**Horizontal Nesting**




|   |                      |
|---|----------------------|
|  | Roma Nester .....176 |
|---|----------------------|

|   |                 |
|---|-----------------|
|  | Spritz .....200 |
|---|-----------------|

**Tandem / Beam / Pedestal**






|   |                                  |
|---|----------------------------------|
|    | Beam Seating .....117            |
|    | Duet Beam .....122               |
|   | Duet (pedestal) .....142         |
|  | Global Accord (pedestal) .....34 |
|  | Luray (pedestal) .....51         |
|  | Novello (pedestal) .....58       |






|   |                            |
|---|----------------------------|
|    | Popcorn Beam .....124      |
|    | Sidero Beam .....124       |
|   | Sonic Beam .....121        |
|  | Sonic (pedestal) .....196  |
|  | Spritz (pedestal) .....200 |
|  | Stream (pedestal) .....79  |

|  |                             |
|--|-----------------------------|
|   | Synopsis (pedestal) .....90 |
|   | Vion Beam .....120          |
|  | Vion (pedestal) .....103    |

# SEATING BY CATEGORY TYPE

## Stools

|   |                    |
|---|--------------------|
|  | Bakhita.....114    |
|  | Caprice.....125    |
|  | Diplomat.....131   |
|  | Duet.....132       |
|  | File Buddy.....149 |








|   |                 |
|---|-----------------|
|  | Marche.....161  |
|  | ML.....275      |
|  | Popcorn.....167 |
|  | Rebound.....172 |
|  | Sas.....178     |

|   |                  |
|---|------------------|
|  | Sidero.....180   |
|  | Sonic.....184    |
|  | Stream.....204   |
|  | Twilight.....212 |
|  | Vion.....216     |



## LOUNGE SEATING

|   |                     |
|---|---------------------|
|  | Ballara.....224     |
|  | Braden.....235      |
|  | Calidon.....239     |
|  | Camino.....240      |
|  | Citi.....245        |
|  | Citi Square.....249 |
|  | Drift.....258       |

|   |                 |
|---|-----------------|
|  | Jeo.....269     |
|  | Kate.....272    |
|  | Lux.....273     |
|  | ML.....275      |
|  | ML Park.....277 |
|  | Prairie.....278 |
|  | River.....279   |

|   |                          |
|---|--------------------------|
|  | River+.....293           |
|  | Sirena.....316           |
|  | Venture.....319          |
|  | Vitrola.....322          |
|  | Wind/Wind Linear.....324 |



**HEAVY DUTY / 24HR SEATING**



Concorde Executive 24HR.....335



G1 Ergo Select TS.....336



Granada TS .....331



Granada Deluxe TS.....331



Malaga TS.....332



ObusForme Comfort TS.....333



ObusForme Comfort XL.....338



Robust.....343



Saxon .....344



Truform TS.....333



Vion TS.....345



Yorkdale TS.....334



**SPECIALTY SEATING**



Academic Task.....358



Industrial - 50.....361



Industrial Anti-Microbial - 62 .....366



Industrial Wipe Down - 64.....367



Sidero (children's model) .....182













# SEATING BY CATEGORY TYPE







## EDUCATION






### Classroom Seating


|   |                    |     |
|---|--------------------|-----|
|  | Academic Task..... | 358 |
|  | Duet.....          | 132 |
|  | Flap.....          | 150 |
|  | Graphic.....       | 44  |
|  | Noetic.....        | 54  |
|  | Novello.....       | 58  |


|   |                  |     |
|---|------------------|-----|
|  | Moda.....        | 165 |
|  | Popcorn.....     | 167 |
|  | Rebound.....     | 172 |
|  | Roma Nester..... | 176 |
|  | Sidero.....      | 180 |
|  | Sonic.....       | 184 |

|   |              |     |
|---|--------------|-----|
|  | Spritz.....  | 199 |
|  | Stream.....  | 204 |
|  | Supra-X..... | 86  |
|  | Vion.....    | 102 |

### Work + Task Seating

|   |                     |    |
|---|---------------------|----|
|   | Factor.....         | 28 |
|  | Granada Deluxe..... | 39 |
|  | Graphic.....        | 44 |
|  | Loover.....         | 46 |
|  | Novello.....        | 58 |





|   |                        |    |
|---|------------------------|----|
|   | ObusForme Comfort..... | 62 |
|  | Prefer.....            | 65 |
|  | Roma.....              | 67 |
|  | Solar.....             | 73 |
|  | Spritz.....            | 83 |

|   |                         |     |
|---|-------------------------|-----|
|   | Stream.....             | 79  |
|  | Supra-X.....            | 86  |
|  | Tritek Ergo Select..... | 94  |
|  | Truform.....            | 97  |
|  | Vion.....               | 102 |

### Guest Seating

|   |              |     |
|---|--------------|-----|
|  | Beach.....   | 116 |
|  | Caprice..... | 125 |
|  | Chap.....    | 127 |
|  | Duet.....    | 132 |
|  | Erin.....    | 148 |

|   |              |     |
|---|--------------|-----|
|  | Flap.....    | 150 |
|  | Islands..... | 152 |
|  | Moda.....    | 164 |
|  | Rebound..... | 172 |
|  | Roma.....    | 176 |

|   |             |     |
|---|-------------|-----|
|  | Sidero..... | 180 |
|  | Sonic.....  | 184 |
|  | Vion.....   | 102 |
|  | Zoma.....   | 222 |

Lecture Hall Seating



Beam Seating.....117



Popcorn Beam.....124



Sonic Beam.....121



Duet Beam.....122



Sidero Beam.....124



Vion Beam.....120

Lab Seating + Stools



Caprice.....125



Novello.....60



Spritz.....201



Duet.....132



Rebound.....172



Stream.....204



Graphic.....45



Sidero.....180



Supra-X.....86



Noetic.....56



Sonic.....184



Vion.....105

Cafeteria Seating



Bakhita.....113



Popcorn.....167



Spyker.....203



Duet.....132



Rebound.....172



Stream.....204



Flap.....150



Sonic.....184

Lounge Seating



Ballara.....224



Drift.....258



Sirena.....316



Camino.....240



ML Park.....277



Venture.....319



Citi.....245



River.....279



Wind/Wind Linear.....324



Citi Square.....249



River+.....293

# SEATING BY CATEGORY TYPE

## Stacking + Nesting Chairs



Bakhita .....113



Duet .....132



Flap .....150



Moda .....165



Popcorn .....167



Rebound .....172



Roma .....176



Sidero .....180



Sonic .....184



Spritz .....200



Spyker .....203



Stream .....204



Zoma .....222

EACH GLOBAL CHAIR IS BUILT WITH FEATURES THAT ARE ERGONOMICALLY DESIGNED TO PROMOTE GOOD POSTURE AND PROVIDE MAXIMUM COMFORT. WHILE FULLY SUPPORTING YOUR BODY, THESE FEATURES SHOULD ALSO ALLOW YOU TO ADJUST YOUR CHAIR TO FIT YOU.



## A TENSION ADJUSTMENT

Increase or decrease to match body weight. Allows you to rock comfortably, without heavy pushing, reducing muscle fatigue.



## B CHAIR TILT LOCK

Lock the tilt movement in position(s) to accommodate your working posture. Allows you to lock your chair in a comfortable and supportive position. (Can be either single position, multiple position or infinite position.)



## C SEAT HEIGHT

Raise or lower to allow your feet to rest flat on the floor. Avoids pressure under your thighs, easing blood flow.



## D BACK/LUMBAR HEIGHT ADJUSTMENT

Raise or lower to position lumbar support in your lumbar area. Reduces likelihood of back pain.



## E SEAT DEPTH

Change the depth of the seat to accommodate the length of your thighs. Keeps your back in contact with the backrest while avoiding pressure behind your knees. Can be sliding (MD) or manual.



## F SEAT ANGLE ADJUSTMENT

Allows chair to tilt forward changing the angle of your thighs in relation to the floor. Helps reduce disc pressure during forward leaning tasks.



## G BACK ANGLE ADJUSTMENT

Adjust to change the angle of your torso in relation to your thighs. Helps reduce disc pressure and relaxes your back muscles.



## H ARM HEIGHT

Raise or lower to support your forearms. Reduces muscular effort in neck and shoulders, minimizing risk of pain.



## J KNEE-TILT MOVEMENT

Chair tilt pivot point is toward the front of the seat. Stability is maintained as the user reclines, keeping their feet on the floor and maintaining the same torso to thigh angle.



## L SYNCHRO-TILT MOVEMENT

The seat pivots at the center point, while the backrest reclines at a faster rate than the seat, increasing the angle between the user's torso and thighs. Enhances comfort and encourages dynamic body movement.



## M WATERFALL SEAT EDGE

Reduces pressure at the back of your knees, contributing to good blood flow.



## N CONTOURED CUSHION

Supports the body effectively, allowing you to sit longer without discomfort.



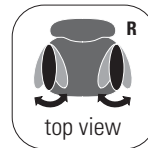
## P VIBRATING SEAT & BACK

Soothing effect contributes to your relaxation during work breaks.



## Q WIDTH ADJUSTABLE ARMS

Allows outward movement of armrests to match shoulder breadth. Ensures armrests properly support forearms, reducing muscular efforts in neck and shoulders.



## R ARM ROTATION

Rotate armcaps to support your forearms in various positions. Reduces muscular effort in neck and shoulders minimizing risk of pain.



## S CENTER TILT

Chair tilts at the center point of the seat allowing you to recline while maintaining the same torso to thigh angle. When your feet are well supported, blood flow is enhanced.



## U SOFT DESCENT PNEUMATIC LIFT

Gently and gradually lowering the seat helps you easily select proper seat height without causing a jerking motion.




## V LUMBAR DEPTH ADJUSTMENT

Increase or decrease curvature of the back to match the profile of your lower back. Enhances comfort and support in the lower lumbar area.

## MAXIMIZING YOUR ERGONOMIC SEATING

- Always select a chair that is designed for the type of work you perform and make certain the chair is comfortable for the length of time spent using it.
- Ensure that the seat and back cushions are contoured to fit your body, which will help eliminate pressure points.
- An ergonomically designed chair should allow changing positions easily.
- As you work, reposition yourself throughout the day to reduce strain and stress on specific muscle groups. If you change job functions, adjust your chair to fit the new task.
- Proper ergonomic seating should help eliminate many of the work related injuries that result from poor posture and poorly designed chairs.


**TASK**



**ADJUSTMENTS**

- (2) Pneumatic seat height
- (8) Manual seat depth
- Back/lumbar height \*\*
- Swivel

**POSTURE TASK**



**ADJUSTMENTS**

- (2) Pneumatic seat height
- (3) Back angle
- (6) Back/lumbar height \*\*
- Seat depth \*
- Swivel


**TILTER**



**ADJUSTMENTS**

- (1) Tilt tension
- (2) Pneumatic seat height
- (9) Multiple position tilt lock \*
- Center tilt action
- Swivel


**KNEE-TILTER**



**ADJUSTMENTS**

- (1) Tilt tension
- (2) Pneumatic seat height
- (9) Multiple position tilt lock \*
- Knee tilt action
- Swivel
- Optional sliding seat depth adjustment (MD)
- Anti kick back


**MULTI-TILTER**



**ADJUSTMENTS**

- (1) Tilt tension
- (2) Pneumatic seat height
- (3) Back angle adjustment
- (4) Seat angle
- (8) Sliding seat depth adjustment (MD)
- (9) Infinite position tilt lock
- Back/lumbar height \*\*
- Center tilt action
- Swivel


**SYNCHRO-TILTER**



**ADJUSTMENTS**

- (1) Tilt tension
- (2) Pneumatic seat height
- (3) Back angle adjustment \*
- (8) Sliding seat depth adjustment (MD)
- (9) Multiple position tilt lock/ synchro tilt action
- Anti kick back \*
- Back/lumbar height \*\*
- Swivel


**POSTURE-TILTER**



**ADJUSTMENTS**

- (1) Tilt tension
- (2) Pneumatic seat height
- (8) Sliding seat depth adjustment (MD)
- (9) Infinite position tilt lock
- Back/lumbar height \*\*
- Swivel


**FUNCTION-TILTER**



**ADJUSTMENTS**

- (1) Tilt tension
- (2) Pneumatic seat height
- (3) Back angle \*
- (9) Upright position tilt lock
- Back/lumbar height \*\*
- Swivel


**OPERATOR**



**ADJUSTMENTS**

- (2) Pneumatic seat height
- (3) Back angle \*(free float/lock)
- (4) Seat angle \*(free float/lock)
- Back/lumbar height \*\*
- With single lever operator mechanism, seat and back angle are controlled using lever 4 \*
- Swivel


**SYNCHRO KNEE-TILTER**



**ADJUSTMENTS**

- (1) Tilt tension
- (2) Pneumatic seat height
- (9) Multiple position tilt lock
- Back/lumbar height \*
- Synchro tilt action
- Anti kick back
- Knee tilt action
- Swivel

**SYNCHRO GLIDER**



**ADJUSTMENTS**

- (1) Tilt tension, dial
- (2) Pneumatic seat height
- (3) Back angle \*
- (8) Sliding seat depth adjustment (MD)
- (9) Multiple position tilt lock
- Back/lumbar height \*\*
- Swivel

- NOTES**
- \* Select models only.
  - \*\* Ratchet back height adjustment on select models.
  - Mechanisms shown are generic depictions and may differ from one chair to another.

GLOBAL FABRIC SAMPLE CARDS DISPLAY THE FOLLOWING ACT FABRIC PERFORMANCE SYMBOLS:

THE ASSOCIATION FOR CONTRACT TEXTILES (ACT) HAS DEVELOPED THE FOLLOWING PERFORMANCE GUIDELINES TO MAKE FABRIC SPECIFICATION EASIER. THE FIVE SYMBOLS GIVE ARCHITECTS, DESIGNERS AND END USERS A VAST AMOUNT OF PERFORMANCE INFORMATION IN A SUCCINCT, VISUAL WAY. THIS CHART LISTS THE REQUIRED TESTS THAT CORRESPOND TO SPECIFIC END USES. AN EXPLANATION OF THE SYMBOL ALSO APPEARS.

## FIRE RETARDANCY



Flammability testing determines a fabric's performance and resistance to burning.

### APPLICATION

Upholstery  
Panels and upholstered walls

### PASSES

California bulletin 117, section E.  
ASTM E 84-03 Class A or Class 1 (unadhered method).

## COLOR FASTNESS TO WET & DRY CROCKING



Color fastness to wet & dry crocking refers to the rubbing off of color from the fabric onto clothing, hands or other materials and can occur under wet or dry conditions.

### APPLICATION

Upholstery  
Panels and upholstered walls

### PASSES

AATCC 8-2001 Dry crocking. Class 4 minimum.  
Wet crocking, Class 3 minimum.  
AATCC 8-2001 E 84 (unadhered method).

## COLOR FASTNESS TO LIGHT



Color fastness to light is the degree to which fabric will retain its color when exposed to light.

### APPLICATION

Upholstery  
Panels and upholstered walls

### PASSES

AATCC option 2-2003 or AATCC - option 3-2003.  
Class 4 minimum of 40 hours.  
AATCC option 2-2003 or AATCC - option 3-2003.  
Class 4 minimum of 40 hours.

## PHYSICAL PROPERTIES



Three physical property tests include: 1 - Brush pill test to determine a fabric's pilling (the formation of fuzzy galls of fiber on the surface of a fabric). 2 - Breaking/tensile strength is the ability of a fabric to withstand tension without breaking or tearing. 3 - Seam slippage is the pulling apart of fabrics at the seams.

### APPLICATION

Upholstery  
Panels and upholstered walls

### PASSES

Brush pill ASTM D3511-02, 3 minimum.  
Breaking strength ASTM D5034-95 (2001) 50 lbs. minimum in warp & weft.  
Seam slippage ASTM D4034 25 lbs. minimum in warp & weft.  
Breaking strength ASTM D5034-95 (2001) (grab test).  
35 lbs. minimum in warp & weft.

## ABRASION



Abrasion is the ability of a fabric to withstand damage from wear and rubbing. There is a general contract specification as well as a heavy duty specification.






















### APPLICATION

General contract upholstery  
Heavy duty upholstery

### PASSES






















ASTM D4157-02 (#10 cotton duck) 15,000 double rubs, Wyzenbeek method.  
ASTM D4966-98 (12 KPA pressure) 20,000 double rubs, Martindale method.  
ASTM D4157-02 (#10 cotton duck) 30,000 double rubs, Wyzenbeek method.  
ASTM D4966-98 (12 KPA pressure) 40,000 double rubs, Martindale method.

# work + task

|   |  |  |
|---|--|--|
|  Arturo.....20       |  Factor.....28                        |  Graphic.....44     |
|  Aspen.....21        |  G1 Ergo Select.....30                |  Loover.....46      |
|  Auburn.....22       |  G20.....32                           |  Luray.....50       |
|  Aurora.....23       |  Global Accord.....33                 |  Malaga.....53      |
|  Concorde.....24     |  Granada.....37                       |  Noetic.....54      |
|  Echo.....25        |  Granada Deluxe.....39               |  Novello.....58    |
|  Enterprise.....26 |  Granada with Schukra Lumbar.....43 |  ObusForme.....61 |



# work + task

|   |                          |   |                 |   |                           |
|---|--------------------------|---|-----------------|---|---------------------------|
|    | ObusForme Comfort.....62 |    | Sonic.....184   |    | Traditional.....92        |
|    | Prefer.....65            |    | Sora.....77     |    | Tritek Ergo Select.....94 |
|    | Robust.....343           |    | Spritz.....83   |    | Triumph.....96            |
|    | Roma.....67              |    | Stream.....79   |    | Truform.....97            |
|    | Score.....71             |    | Supra.....84    |    | Tye.....100               |
|  | Solar.....73             |  | Supra-X.....86  |  | Vion.....216              |
|  | Solo.....75              |  | Synopsis.....89 |  | Yorkdale.....109          |



ARTURO



model 3991



model 3992

STANDARD FEATURES

- Stitched seat and back design, padded headrest (model 3991) and upholstered open arms.
- All models are standard with a five prong, injection molded, fiberglass reinforced nylon Black spider base with (C65) dual wheel carpet casters.
- Base and frame are available in Black only.
- Upholstery options: vinyl or leather only. Vinyl and leather models may feature stitch detail across the seat and/or back cushions, if applicable.

OPTIONAL FEATURES

- There are no arm options for this series.
- Optional abrasion resistant outer back fabric (polyester) is available. Resistant to impact damage. Available in Black only. Please specify (BKB). Add \$9.
- For hard surface flooring casters, please specify (C65R). Add \$21.
- For additional caster options, please refer to the Arm and Caster section (page 347). *Optional casters may be priced higher than the standard casters for your chair and the difference will be charged. Lower priced optional casters will not be credited.*

DESCRIPTION

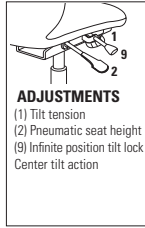
FEATURES

MODEL #

STANDARD TEXTILE GRADES



**Extended HB Tilter**  
COM: 4 YD | 3.66 M  
Unit weight: 50 LB | 22.7 KG  
Carton weight: 54 LB | 24.49 KG  
Carton volume: 14 FT<sup>3</sup> | 0.39 MT<sup>3</sup>

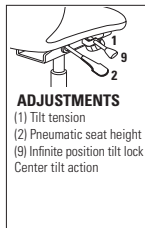


**ADJUSTMENTS**  
(1) Tilt tension  
(2) Pneumatic seat height  
(9) Infinite position tilt lock  
Center tilt action

Ergonomic features:  
A, B, C, M, N, S



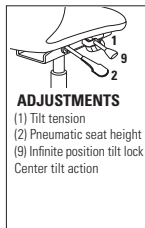
**HB Tilter**  
COM: 3.5 YD | 3.2 M  
Unit weight: 48 LB | 21.8 KG  
Carton weight: 52 LB | 23.59 KG  
Carton volume: 13.25 FT<sup>3</sup> | 0.37 MT<sup>3</sup>



Ergonomic features:  
A, B, C, M, N, S



**LB Tilter**  
COM: 3.5 YD | 3.2 M  
Unit weight: 40 LB | 18.2 KG  
Carton weight: 44 LB | 19.96 KG  
Carton volume: 11.5 FT<sup>3</sup> | 0.32 MT<sup>3</sup>



Ergonomic features:  
A, B, C, M, N, S

| MODEL # | 1 | 2 | 3 | 4 | 5    | 6    | 7    | 8    | 9    | 10   | 11   | 12   |
|---------|---|---|---|---|------|------|------|------|------|------|------|------|
| 3991    | - | - | - | - | 1407 | 1595 | 1783 | 1947 | 2151 | 2343 | 2603 | 2971 |

|       | OVERALL DIMENSIONS |      |      | SEAT DIMENSIONS |     |           | BACK DIMENSIONS |      |
|-------|--------------------|------|------|-----------------|-----|-----------|-----------------|------|
|       | W                  | D    | H    | W               | D   | H         | W               | H    |
| IN    | 26                 | 30.5 | 50   | 20.5            | 20  | 16.5-20.5 | 21.5            | 30.5 |
| MM    | 660                | 775  | 1270 | 521             | 508 | 419-521   | 546             | 775  |
| RTA 1 | 1 per carton       |      |      |                 |     |           |                 |      |

| MODEL # | 1 | 2 | 3 | 4 | 5    | 6    | 7    | 8    | 9    | 10   | 11   | 12   |
|---------|---|---|---|---|------|------|------|------|------|------|------|------|
| 3992    | - | - | - | - | 1347 | 1512 | 1676 | 1820 | 1998 | 2166 | 2394 | 2716 |

|       | OVERALL DIMENSIONS |     |      | SEAT DIMENSIONS |      |           | BACK DIMENSIONS |     |
|-------|--------------------|-----|------|-----------------|------|-----------|-----------------|-----|
|       | W                  | D   | H    | W               | D    | H         | W               | H   |
| IN    | 26                 | 30  | 43   | 20.5            | 19.5 | 16.5-20.5 | 20.5            | 25  |
| MM    | 660                | 762 | 1092 | 521             | 495  | 419-521   | 521             | 635 |
| RTA 1 | 1 per carton       |     |      |                 |      |           |                 |     |

| MODEL # | 1 | 2 | 3 | 4 | 5    | 6    | 7    | 8    | 9    | 10   | 11   | 12   |
|---------|---|---|---|---|------|------|------|------|------|------|------|------|
| 3993    | - | - | - | - | 1300 | 1465 | 1629 | 1773 | 1951 | 2119 | 2347 | 2669 |

|       | OVERALL DIMENSIONS |      |     | SEAT DIMENSIONS |      |           | BACK DIMENSIONS |     |
|-------|--------------------|------|-----|-----------------|------|-----------|-----------------|-----|
|       | W                  | D    | H   | W               | D    | H         | W               | H   |
| IN    | 26                 | 29.5 | 37  | 20.5            | 19.5 | 16.5-20.5 | 20.5            | 19  |
| MM    | 660                | 749  | 940 | 521             | 495  | 419-521   | 521             | 483 |
| RTA 1 | 1 per carton       |      |     |                 |      |           |                 |     |

ASPEN



model 2850-3



model 2851-3



**Lumbar Support**

Back height can be adjusted to enable a user to reposition the contact zone of lumbar support.



model 2852-3


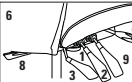



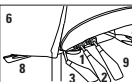
**STANDARD FEATURES**

- Aspen features a slender design and sensitive profile with a superior level of comfort.
- Extended back models are standard with a height adjustable headrest.
- All models offer 2.25" back/lumbar height adjustment via a concealed ratchet system.
- Standard with Global's high quality Soft Descent™ pneumatic lift which slowly and gently lowers the seat height of the chair making it easy to obtain the exact seat height you desire.
- All models are standard with height and width adjustable arms (**AS**) that feature a sliding armcap providing extra support for all users.
- Models feature braille on the underside of all paddles.
- Base and arm detail is standard in Black.
- All models are shipped partially KD.
- Multi-depth mechanism is standard on multi-tilter models. Allows seat to move forward and backward with five locking positions to provide a shallower or deeper seat.
- (**C82**) dual wheel carpet casters are standard.
- Upholstery options: fabric, vinyl or leather. Vinyl and leather models may feature stitch detail across the seat and/or back cushions, if applicable.

**OPTIONAL FEATURES**

- Polished aluminum base (**B7A**) is available, please specify (**ALU**). Add \$131.
- Coordinating Chrome finished arms are available at no upcharge, please specify (**AC**).
- For hard surface flooring casters, please specify (**C9R**). Add \$21.
- For additional arm/caster options, please refer to the Arm and Caster section (page 347). *Optional casters may be priced higher than the standard casters for your chair and the difference will be charged. Lower priced optional casters will not be credited.*



| DESCRIPTION  | FEATURES   | MODEL #  | STANDARD TEXTILE GRADES   |           |           |                    |         |      |                 |      |      |                 |      |      |               |      |      |      |      |      |      |      |       |      |       |      |           |           |      |         |        |     |      |     |         |         |     |         |                                  |  |  |
|--|--|--|---|-----------|-----------|--------------------|---------|------|-----------------|------|------|-----------------|------|------|---------------|------|------|------|------|------|------|------|-------|------|-------|------|-----------|-----------|------|---------|--------|-----|------|-----|---------|---------|-----|---------|----------------------------------|--|--|
|  |  |  | 1   | 2         | 3         | 4                  | 5       | 6    | 7               | 8    | 9    | 10              | 11   | 12   |               |      |      |      |      |      |      |      |       |      |       |      |           |           |      |         |        |     |      |     |         |         |     |         |                                  |  |  |
|  <p><b>Extended Back Multi-Tilter</b><br/>COM: 2.5 YD   2.29 M<br/>Unit weight: 60 LB   27.3 KG<br/>Carton weight: 66 LB   29.94 KG<br/>Carton volume: 15.5 FT³   0.43 MT³</p> |  <p><b>ADJUSTMENTS</b><br/>(1) Tilt tension<br/>(2) Pneumatic seat height<br/>(3) Back angle<br/>(4) Seat angle<br/>(6) Back/lumbar height<br/>(8) Sliding seat depth<br/>(9) Infinite position tilt lock</p>   | <p>Ergonomic features:<br/>A, B, C, D, E, F, G, H, M, N, Q, S, U</p> | <table border="1"> <tr> <td><b>2850-3</b></td><td>1358</td><td>1438</td><td>1506</td><td>1583</td><td>1711</td><td>1828</td><td>1946</td><td>2048</td><td>2176</td><td>2296</td><td>2458</td><td>2688</td> </tr> </table>   |           |           |                    |         |      |                 |      |      |                 |      |      | <b>2850-3</b> | 1358 | 1438 | 1506 | 1583 | 1711 | 1828 | 1946 | 2048  | 2176 | 2296  | 2458 | 2688      |           |      |         |        |     |      |     |         |         |     |         |                                  |  |  |
|  |  |  | <b>2850-3</b>   | 1358      | 1438      | 1506               | 1583    | 1711 | 1828            | 1946 | 2048 | 2176            | 2296 | 2458 | 2688          |      |      |      |      |      |      |      |       |      |       |      |           |           |      |         |        |     |      |     |         |         |     |         |                                  |  |  |
|  |  |  | <table border="1"> <tr> <th colspan="3">OVERALL DIMENSIONS</th> <th colspan="3">SEAT DIMENSIONS</th> <th colspan="3">BACK DIMENSIONS</th> </tr> <tr> <th>W</th><th>D</th><th>H</th> <th>W</th><th>D</th><th>H</th> <th>W</th><th>H</th> </tr> <tr> <td>IN 25</td><td>24</td><td>46.75</td> <td>19.5</td><td>18.5-21.5</td><td>16.5-20.5</td> <td>18.5</td><td>26.5-29</td> </tr> <tr> <td>MM 635</td><td>610</td><td>1187</td> <td>495</td><td>470-546</td><td>419-521</td> <td>470</td><td>673-737</td> </tr> </table> |           |           | OVERALL DIMENSIONS |         |      | SEAT DIMENSIONS |      |      | BACK DIMENSIONS |      |      | W             | D    | H    | W    | D    | H    | W    | H    | IN 25 | 24   | 46.75 | 19.5 | 18.5-21.5 | 16.5-20.5 | 18.5 | 26.5-29 | MM 635 | 610 | 1187 | 495 | 470-546 | 419-521 | 470 | 673-737 | <p><b>RTA 2</b> 1 per carton</p> |  |  |
|  |  |  | OVERALL DIMENSIONS  |           |           | SEAT DIMENSIONS    |         |      | BACK DIMENSIONS |      |      |                 |      |      |               |      |      |      |      |      |      |      |       |      |       |      |           |           |      |         |        |     |      |     |         |         |     |         |                                  |  |  |
| W  | D  | H  | W   | D         | H         | W                  | H       |      |                 |      |      |                 |      |      |               |      |      |      |      |      |      |      |       |      |       |      |           |           |      |         |        |     |      |     |         |         |     |         |                                  |  |  |
| IN 25  | 24   | 46.75  | 19.5  | 18.5-21.5 | 16.5-20.5 | 18.5               | 26.5-29 |      |                 |      |      |                 |      |      |               |      |      |      |      |      |      |      |       |      |       |      |           |           |      |         |        |     |      |     |         |         |     |         |                                  |  |  |
| MM 635   | 610  | 1187   | 495   | 470-546   | 419-521   | 470                | 673-737 |      |                 |      |      |                 |      |      |               |      |      |      |      |      |      |      |       |      |       |      |           |           |      |         |        |     |      |     |         |         |     |         |                                  |  |  |
| <table border="1"> <tr> <td><b>2850-3</b></td><td>1</td><td>2</td><td>3</td><td>4</td><td>5</td><td>6</td><td>7</td><td>8</td><td>9</td><td>10</td><td>11</td><td>12</td> </tr> </table>   |  |  |   |           |           |                    |         |      |                 |      |      | <b>2850-3</b>   | 1    | 2    | 3             | 4    | 5    | 6    | 7    | 8    | 9    | 10   | 11    | 12   |       |      |           |           |      |         |        |     |      |     |         |         |     |         |                                  |  |  |
| <b>2850-3</b>  | 1  | 2  | 3   | 4         | 5         | 6                  | 7       | 8    | 9               | 10   | 11   | 12              |      |      |               |      |      |      |      |      |      |      |       |      |       |      |           |           |      |         |        |     |      |     |         |         |     |         |                                  |  |  |
| <table border="1"> <tr> <td><b>2850-3</b></td><td>1224</td><td>1296</td><td>1357</td><td>1427</td><td>1541</td><td>1647</td><td>1753</td><td>1845</td><td>1960</td><td>2068</td><td>2214</td><td>2421</td> </tr> </table>  |  |  |   |           |           |                    |         |      |                 |      |      | <b>2850-3</b>   | 1224 | 1296 | 1357          | 1427 | 1541 | 1647 | 1753 | 1845 | 1960 | 2068 | 2214  | 2421 |       |      |           |           |      |         |        |     |      |     |         |         |     |         |                                  |  |  |
| <b>2850-3</b>  | 1224   | 1296   | 1357  | 1427      | 1541      | 1647               | 1753    | 1845 | 1960            | 2068 | 2214 | 2421            |      |      |               |      |      |      |      |      |      |      |       |      |       |      |           |           |      |         |        |     |      |     |         |         |     |         |                                  |  |  |
|  <p><b>HB Multi-Tilter</b><br/>COM: 2.25 YD   2.06 M<br/>Unit weight: 58 LB   26.4 KG<br/>Carton weight: 64 LB   29.03 KG<br/>Carton volume: 15.5 FT³   0.43 MT³</p>          |  <p><b>ADJUSTMENTS</b><br/>(1) Tilt tension<br/>(2) Pneumatic seat height<br/>(3) Back angle<br/>(4) Seat angle<br/>(6) Back/lumbar height<br/>(8) Sliding seat depth<br/>(9) Infinite position tilt lock</p> | <p>Ergonomic features:<br/>A, B, C, D, E, F, G, H, M, N, Q, S, U</p> | <table border="1"> <tr> <td><b>2851-3</b></td><td>1224</td><td>1296</td><td>1357</td><td>1427</td><td>1541</td><td>1647</td><td>1753</td><td>1845</td><td>1960</td><td>2068</td><td>2214</td><td>2421</td> </tr> </table>   |           |           |                    |         |      |                 |      |      |                 |      |      | <b>2851-3</b> | 1224 | 1296 | 1357 | 1427 | 1541 | 1647 | 1753 | 1845  | 1960 | 2068  | 2214 | 2421      |           |      |         |        |     |      |     |         |         |     |         |                                  |  |  |
|  |  |  | <b>2851-3</b>   | 1224      | 1296      | 1357               | 1427    | 1541 | 1647            | 1753 | 1845 | 1960            | 2068 | 2214 | 2421          |      |      |      |      |      |      |      |       |      |       |      |           |           |      |         |        |     |      |     |         |         |     |         |                                  |  |  |
|  |  |  | <table border="1"> <tr> <th colspan="3">OVERALL DIMENSIONS</th> <th colspan="3">SEAT DIMENSIONS</th> <th colspan="3">BACK DIMENSIONS</th> </tr> <tr> <th>W</th><th>D</th><th>H</th> <th>W</th><th>D</th><th>H</th> <th>W</th><th>H</th> </tr> <tr> <td>IN 25</td><td>24</td><td>41</td> <td>19.5</td><td>18.5-21.5</td><td>16.5-20.5</td> <td>18.5</td><td>22.5-25</td> </tr> <tr> <td>MM 635</td><td>610</td><td>1041</td> <td>495</td><td>470-546</td><td>419-521</td> <td>470</td><td>572-635</td> </tr> </table>    |           |           | OVERALL DIMENSIONS |         |      | SEAT DIMENSIONS |      |      | BACK DIMENSIONS |      |      | W             | D    | H    | W    | D    | H    | W    | H    | IN 25 | 24   | 41    | 19.5 | 18.5-21.5 | 16.5-20.5 | 18.5 | 22.5-25 | MM 635 | 610 | 1041 | 495 | 470-546 | 419-521 | 470 | 572-635 | <p><b>RTA 2</b> 1 per carton</p> |  |  |
|  |  |  | OVERALL DIMENSIONS  |           |           | SEAT DIMENSIONS    |         |      | BACK DIMENSIONS |      |      |                 |      |      |               |      |      |      |      |      |      |      |       |      |       |      |           |           |      |         |        |     |      |     |         |         |     |         |                                  |  |  |
| W  | D  | H  | W   | D         | H         | W                  | H       |      |                 |      |      |                 |      |      |               |      |      |      |      |      |      |      |       |      |       |      |           |           |      |         |        |     |      |     |         |         |     |         |                                  |  |  |
| IN 25  | 24   | 41   | 19.5  | 18.5-21.5 | 16.5-20.5 | 18.5               | 22.5-25 |      |                 |      |      |                 |      |      |               |      |      |      |      |      |      |      |       |      |       |      |           |           |      |         |        |     |      |     |         |         |     |         |                                  |  |  |
| MM 635   | 610  | 1041   | 495   | 470-546   | 419-521   | 470                | 572-635 |      |                 |      |      |                 |      |      |               |      |      |      |      |      |      |      |       |      |       |      |           |           |      |         |        |     |      |     |         |         |     |         |                                  |  |  |
| <table border="1"> <tr> <td><b>2851-3</b></td><td>1</td><td>2</td><td>3</td><td>4</td><td>5</td><td>6</td><td>7</td><td>8</td><td>9</td><td>10</td><td>11</td><td>12</td> </tr> </table>   |  |  |   |           |           |                    |         |      |                 |      |      | <b>2851-3</b>   | 1    | 2    | 3             | 4    | 5    | 6    | 7    | 8    | 9    | 10   | 11    | 12   |       |      |           |           |      |         |        |     |      |     |         |         |     |         |                                  |  |  |
| <b>2851-3</b>  | 1  | 2  | 3   | 4         | 5         | 6                  | 7       | 8    | 9               | 10   | 11   | 12              |      |      |               |      |      |      |      |      |      |      |       |      |       |      |           |           |      |         |        |     |      |     |         |         |     |         |                                  |  |  |
| <table border="1"> <tr> <td><b>2851-3</b></td><td>1182</td><td>1246</td><td>1300</td><td>1362</td><td>1464</td><td>1558</td><td>1652</td><td>1734</td><td>1836</td><td>1932</td><td>2062</td><td>2246</td> </tr> </table>  |  |  |   |           |           |                    |         |      |                 |      |      | <b>2851-3</b>   | 1182 | 1246 | 1300          | 1362 | 1464 | 1558 | 1652 | 1734 | 1836 | 1932 | 2062  | 2246 |       |      |           |           |      |         |        |     |      |     |         |         |     |         |                                  |  |  |
| <b>2851-3</b>  | 1182   | 1246   | 1300  | 1362      | 1464      | 1558               | 1652    | 1734 | 1836            | 1932 | 2062 | 2246            |      |      |               |      |      |      |      |      |      |      |       |      |       |      |           |           |      |         |        |     |      |     |         |         |     |         |                                  |  |  |
|  <p><b>MB Multi-Tilter</b><br/>COM: 2 YD   1.83 M<br/>Unit weight: 56 LB   25.5 KG<br/>Carton weight: 62 LB   28.12 KG<br/>Carton volume: 13 FT³   0.36 MT³</p>               |  <p><b>ADJUSTMENTS</b><br/>(1) Tilt tension<br/>(2) Pneumatic seat height<br/>(3) Back angle<br/>(4) Seat angle<br/>(6) Back/lumbar height<br/>(8) Sliding seat depth<br/>(9) Infinite position tilt lock</p> | <p>Ergonomic features:<br/>A, B, C, D, E, F, G, H, M, N, Q, S, U</p> | <table border="1"> <tr> <td><b>2852-3</b></td><td>1182</td><td>1246</td><td>1300</td><td>1362</td><td>1464</td><td>1558</td><td>1652</td><td>1734</td><td>1836</td><td>1932</td><td>2062</td><td>2246</td> </tr> </table>   |           |           |                    |         |      |                 |      |      |                 |      |      | <b>2852-3</b> | 1182 | 1246 | 1300 | 1362 | 1464 | 1558 | 1652 | 1734  | 1836 | 1932  | 2062 | 2246      |           |      |         |        |     |      |     |         |         |     |         |                                  |  |  |
|  |  |  | <b>2852-3</b>   | 1182      | 1246      | 1300               | 1362    | 1464 | 1558            | 1652 | 1734 | 1836            | 1932 | 2062 | 2246          |      |      |      |      |      |      |      |       |      |       |      |           |           |      |         |        |     |      |     |         |         |     |         |                                  |  |  |
|  |  |  | <table border="1"> <tr> <th colspan="3">OVERALL DIMENSIONS</th> <th colspan="3">SEAT DIMENSIONS</th> <th colspan="3">BACK DIMENSIONS</th> </tr> <tr> <th>W</th><th>D</th><th>H</th> <th>W</th><th>D</th><th>H</th> <th>W</th><th>H</th> </tr> <tr> <td>IN 25</td><td>24</td><td>37</td> <td>19.5</td><td>18.5-21.5</td><td>16.5-20.5</td> <td>18.5</td><td>18.5-21</td> </tr> <tr> <td>MM 635</td><td>610</td><td>940</td> <td>495</td><td>470-546</td><td>419-521</td> <td>470</td><td>470-533</td> </tr> </table>     |           |           | OVERALL DIMENSIONS |         |      | SEAT DIMENSIONS |      |      | BACK DIMENSIONS |      |      | W             | D    | H    | W    | D    | H    | W    | H    | IN 25 | 24   | 37    | 19.5 | 18.5-21.5 | 16.5-20.5 | 18.5 | 18.5-21 | MM 635 | 610 | 940  | 495 | 470-546 | 419-521 | 470 | 470-533 | <p><b>RTA 2</b> 1 per carton</p> |  |  |
|  |  |  | OVERALL DIMENSIONS  |           |           | SEAT DIMENSIONS    |         |      | BACK DIMENSIONS |      |      |                 |      |      |               |      |      |      |      |      |      |      |       |      |       |      |           |           |      |         |        |     |      |     |         |         |     |         |                                  |  |  |
| W  | D  | H  | W   | D         | H         | W                  | H       |      |                 |      |      |                 |      |      |               |      |      |      |      |      |      |      |       |      |       |      |           |           |      |         |        |     |      |     |         |         |     |         |                                  |  |  |
| IN 25  | 24   | 37   | 19.5  | 18.5-21.5 | 16.5-20.5 | 18.5               | 18.5-21 |      |                 |      |      |                 |      |      |               |      |      |      |      |      |      |      |       |      |       |      |           |           |      |         |        |     |      |     |         |         |     |         |                                  |  |  |
| MM 635   | 610  | 940  | 495   | 470-546   | 419-521   | 470                | 470-533 |      |                 |      |      |                 |      |      |               |      |      |      |      |      |      |      |       |      |       |      |           |           |      |         |        |     |      |     |         |         |     |         |                                  |  |  |
| <table border="1"> <tr> <td><b>2852-3</b></td><td>1</td><td>2</td><td>3</td><td>4</td><td>5</td><td>6</td><td>7</td><td>8</td><td>9</td><td>10</td><td>11</td><td>12</td> </tr> </table>   |  |  |   |           |           |                    |         |      |                 |      |      | <b>2852-3</b>   | 1    | 2    | 3             | 4    | 5    | 6    | 7    | 8    | 9    | 10   | 11    | 12   |       |      |           |           |      |         |        |     |      |     |         |         |     |         |                                  |  |  |
| <b>2852-3</b>  | 1  | 2  | 3   | 4         | 5         | 6                  | 7       | 8    | 9               | 10   | 11   | 12              |      |      |               |      |      |      |      |      |      |      |       |      |       |      |           |           |      |         |        |     |      |     |         |         |     |         |                                  |  |  |
| <table border="1"> <tr> <td><b>2852-3</b></td><td>1182</td><td>1246</td><td>1300</td><td>1362</td><td>1464</td><td>1558</td><td>1652</td><td>1734</td><td>1836</td><td>1932</td><td>2062</td><td>2246</td> </tr> </table>  |  |  |   |           |           |                    |         |      |                 |      |      | <b>2852-3</b>   | 1182 | 1246 | 1300          | 1362 | 1464 | 1558 | 1652 | 1734 | 1836 | 1932 | 2062  | 2246 |       |      |           |           |      |         |        |     |      |     |         |         |     |         |                                  |  |  |
| <b>2852-3</b>  | 1182   | 1246   | 1300  | 1362      | 1464      | 1558               | 1652    | 1734 | 1836            | 1932 | 2062 | 2246            |      |      |               |      |      |      |      |      |      |      |       |      |       |      |           |           |      |         |        |     |      |     |         |         |     |         |                                  |  |  |

AUBURN



model 3767



Wood-capped base



Polished aluminum



**Optional ALU Base**  
See right for details.




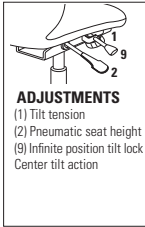
**Optional B4M Base**  
See right for details.

STANDARD FEATURES

- This transitional style judge's chair offers a scrolled urethane arm for durability and comfort.
- Arm frame is made from Black cast aluminum for exceptional strength and quality.
- Standard with soft, durable, self-skinned urethane (SSU) armcaps that are warm to the touch.
- Five prong, injection molded, fiberglass reinforced nylon Black spider base with **(C10)** dual wheel carpet casters.
- Upholstery options: leather only. Models may feature a horizontal stitch detail across the seat and/or back cushions, if applicable.

OPTIONAL FEATURES

- Oval style wood-capped steel base (**B4M**) with **(C1)** casters is available. Genuine maple faced veneers and solids are used. Available in Absolute (AAM), Black (BKM), Cherry (ACM), Espresso Cafe (ECM), English Oak (EOM), Fruitwood (TFM), Gray (HGM), Honey (AHM), Mahogany (TMM), Maple (AVM), Medium Walnut (MWM), Natural Walnut (NLW), Night (ASM), Noce Biondo (NBM), Noce Grigio (NGM), Noce Leggero (NEM), Noce Medio (NMM), Shaker Cherry (SKM), Walnut (TWM), WC Cream (WTM), White (WHM) and Winter Cherry (WCM). Please specify. Add \$131.
- Polished aluminum base is available, please specify **(ALU)**. Add \$131.
- For hard surface flooring casters, please specify **(C10R)**. Add \$20.
- For additional arm/caster options, please refer to the Arm and Caster section (page 347). *Optional casters may be priced higher than the standard casters for your chair and the difference will be charged. Lower priced optional casters will not be credited.*

| DESCRIPTION  | FEATURES   | MODEL #            | STANDARD TEXTILE GRADES |     |         |                 |      |      |                 |      |      |      |      |      |  |  |  |
|--|--|--------------------|-------------------------|-----|---------|-----------------|------|------|-----------------|------|------|------|------|------|--|--|--|
|  |  |                    | 1                       | 2   | 3       | 4               | 5    | 6    | 7               | 8    | 9    | 10   | 11   | 12   |  |  |  |
|  <p><b>HB Tilter</b><br/>COM: 3 YD   2.74 M<br/>Unit weight: 66 LB   30 KG<br/>Carton weight: 77.5 LB   35.15 KG<br/>Carton volume: 24.5 FT<sup>3</sup>   0.69 MT<sup>3</sup></p> |  <p><b>ADJUSTMENTS</b><br/>(1) Tilt tension<br/>(2) Pneumatic seat height<br/>(9) Infinite position tilt lock<br/>Center tilt action</p> | <p><b>3767</b></p> | -                       | -   | -       | -               | 1394 | 1535 | 1676            | 1799 | 1952 | 2096 | 2291 | 2567 |  |  |  |
|  |  |                    | OVERALL DIMENSIONS      |     |         | SEAT DIMENSIONS |      |      | BACK DIMENSIONS |      |      |      |      |      |  |  |  |
|  |  |                    | W                       | D   | H       | W               | D    | H    | W               | H    |      |      |      |      |  |  |  |
| IN 28  | 28   | 46.5               | 21.5                    | 18  | 18-22   | 21.5            | 26   |      |                 |      |      |      |      |      |  |  |  |
| MM 711   | 711  | 1181               | 546                     | 457 | 457-559 | 546             | 660  |      |                 |      |      |      |      |      |  |  |  |
|  |  | <b>RTA 00</b>      | 1 per carton            |     |         |                 |      |      |                 |      |      |      |      |      |  |  |  |

Ergonomic features:  
A, B, C, M, N, S

AURORA




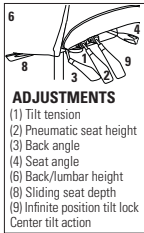


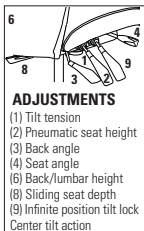

model 1220-3

STANDARD FEATURES

- Exceptional value task seating including two back heights.
- Compound curved back and seat comfortably match body shape.
- Height adjustable (3P) arms with soft, durable, self-skinned urethane (SSU) armcaps that are warm to the touch.
- Vari-Width (WA) width adjustable arm extensions are standard when chair is ordered with adjustable arms. Allows the arms to move away from the seat by 2" on each side to allow space if desired for broader hip widths.
- Side activated sliding seat depth adjustment (MD) is standard on multi-tilters.
- Vertical back height ratchet adjustment of 5.25", standard on all models (except task chairs, armchairs and side chairs).
- Back support upright is 3" wide for extra strength.
- All models are standard with a five prong, injection molded, fiberglass reinforced nylon Black spider base with (C65) dual wheel carpet casters.
- Upholstery options: fabric, vinyl or leather. Vinyl and leather models may feature stitch detail across the seat and/or back cushions, if applicable.

OPTIONAL FEATURES

- Polished aluminum base with Black end guards (B2) is available, please specify (ALU). Add \$131.
- For hard surface flooring casters, please specify (C65R). Add \$21.
- For additional arm/caster options, please refer to the Arm and Caster section (page 347). *Optional casters may be priced higher than the standard casters for your chair and the difference will be charged. Lower priced optional casters will not be credited.*

| DESCRIPTION   | FEATURES  | MODEL #       | STANDARD TEXTILE GRADES   |              |   |                        |      |         |                        |      |          |      |      |      |
|---|---|---------------|---------------------------|--------------|---|------------------------|------|---------|------------------------|------|----------|------|------|------|
|   |   |               | 1                         | 2            | 3   | 4                      | 5    | 6       | 7                      | 8    | 9        | 10   | 11   | 12   |
|  <p><b>High Back Multi-Tilter</b><br/>COM: 2 YD   1.83 M<br/>Unit weight: 57 LB   25.9 KG<br/>Carton weight: 69 LB   31.3 KG<br/>Carton volume: 10.5 FT³   0.29 MT³</p>       |  <p><b>ADJUSTMENTS</b><br/>(1) Tilt tension<br/>(2) Pneumatic seat height<br/>(3) Back angle<br/>(4) Seat angle<br/>(6) Back/lumbar height<br/>(8) Sliding seat depth<br/>(9) Infinite position tilt lock<br/>Center tilt action</p>  | <b>1220-3</b> | 841                       | 905          | 959   | 1021                   | 1123 | 1217    | 1311                   | 1393 | 1495     | 1591 | 1721 | 1905 |
|   |   |               | <b>OVERALL DIMENSIONS</b> |              |   | <b>SEAT DIMENSIONS</b> |      |         | <b>BACK DIMENSIONS</b> |      |          |      |      |      |
|   |   |               | IN                        | 25.5         | 25  | 46.5                   | 21   | 18-21   | 17.5-22.5              | 19.5 | 23-28.25 |      |      |      |
| MM  | 648   | 635           | 1181                      | 533          | 457-533   | 445-572                | 495  | 584-718 |                        |      |          |      |      |      |
|   |   |               |                           | <b>RTA 2</b> |  | 1 per carton           |      |         |                        |      |          |      |      |      |
|  <p><b>Medium Back Multi-Tilter</b><br/>COM: 1.75 YD   1.6 M<br/>Unit weight: 54 LB   24.5 KG<br/>Carton weight: 66 LB   29.94 KG<br/>Carton volume: 10.5 FT³   0.29 MT³</p> |  <p><b>ADJUSTMENTS</b><br/>(1) Tilt tension<br/>(2) Pneumatic seat height<br/>(3) Back angle<br/>(4) Seat angle<br/>(6) Back/lumbar height<br/>(8) Sliding seat depth<br/>(9) Infinite position tilt lock<br/>Center tilt action</p> | <b>1221-3</b> | 794                       | 850          | 897   | 952                    | 1041 | 1123    | 1205                   | 1277 | 1366     | 1450 | 1564 | 1725 |
|   |   |               | <b>OVERALL DIMENSIONS</b> |              |   | <b>SEAT DIMENSIONS</b> |      |         | <b>BACK DIMENSIONS</b> |      |          |      |      |      |
|   |   |               | IN                        | 25.5         | 25  | 42.5                   | 21   | 18-21   | 17.5-22.5              | 19.5 | 19-24.25 |      |      |      |
| MM  | 648   | 635           | 1080                      | 533          | 457-533   | 445-572                | 495  | 483-616 |                        |      |          |      |      |      |
|   |   |               |                           | <b>RTA 2</b> |  | 1 per carton           |      |         |                        |      |          |      |      |      |

CONCORDE



model 2400-18



model 2400-18



**Push Button**  
Location within reach increases your adjustment. Promotes good posture as you move to various positions.



model 2409



**Polished ALU Base**  
Concorde Presidential model (2409) is standard with a polished aluminum base.

STANDARD FEATURES

- All adjustments are made with easy-use button controls that are conveniently located in full view.
- Compound curved molded foam seat and back cushions.
- Standard with Allen-bolted width adjustable arms (Allen key included). Arms adjust 1.25" wider on each side for a total of 2.5" extra width.
- Push button controlled tilt lock and push button controlled seat height.
- Seat cushions are easily removed without tools for ease of cleaning.
- Five prong, injection molded, fiberglass reinforced nylon Black base with (C10) dual wheel carpet casters.
- Upholstery options: fabric, vinyl or leather. Vinyl and leather models may feature stitch detail across the seat and/or back cushions, if applicable.
- Model 2424 is rated for multi-shift use for persons up to 350 lbs.
- For 24 hour application, Global's Limited Lifetime Warranty is applicable only on fabrics that are rated for 100,000 double rubs.

OPTIONAL FEATURES




- There are no arm options for this series.
- For hard surface flooring casters, please specify (C10R). Add \$20.
- For additional caster options, please refer to the Arm and Caster section (page 347). *Optional casters may be priced higher than the standard casters for your chair and the difference will be charged. Lower priced optional casters will not be credited.*

CONCORDE PRESIDENTIAL (MODEL #2409) STANDARD FEATURES

- Only available in leather.
- Has a larger headrest, wider back and closed upholstered arms.
- Features decorative stitching, standard in a heavy gauge off-white stitch detail to show contrast with leather upholstery.
- Features perforated leather inserts in the seat and back cushions.
- Standard with (C25) dual wheel carpet casters
- Standard with a Black arm button trim.
- Standard with a polished aluminum base.

OPTIONAL FEATURES

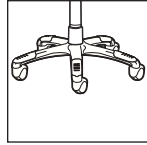
- Normal gauge color coordinated thread can be used upon request. Specify "matching thread" on order. No upcharge.
- Non-perforated leather inserts in the seat and back cushions are optional. Please specify (NR).
- Optional with a Black base at no additional cost, please specify (BLK).

| DESCRIPTION  | FEATURES  | MODEL #   | STANDARD TEXTILE GRADES       |    |       |              |                        |           |      |      |                        |      |      |         |         |     |         |  |
|--|---|---|-------------------------------|----|-------|--------------|------------------------|-----------|------|------|------------------------|------|------|---------|---------|-----|---------|--|
|  |   |   | 1                             | 2  | 3     | 4            | 5                      | 6         | 7    | 8    | 9                      | 10   | 11   | 12      |         |     |         |  |
|  <p><b>HB Multi-Tilter Concorde Executive</b><br/>COM: 2.5 YD   2.29 M<br/>Unit weight: 70 LB   31.8 KG<br/>Carton weight: 81.5 LB   36.97 KG<br/>Carton volume: 24.5 FT³   0.69 MT³</p>             | <p><b>ADJUSTMENTS</b></p> <ul style="list-style-type: none"> <li>- Tilt tension</li> <li>- 7 position back height</li> <li>- Center tilt action</li> <li>- 3 button control</li> </ul> <p><b>Right arm</b></p> <ul style="list-style-type: none"> <li>- Pneumatic seat height</li> </ul> <p><b>Left arm</b></p> <ul style="list-style-type: none"> <li>- 7 position back angle</li> <li>- 5 position tilt lock</li> </ul>                         | <p>Ergonomic features:<br/>A, B, C, D, G, M, N, O, S, T</p> | 2400-18                       | -  | 3392  | 3460         | 3537                   | 3665      | 3782 | 3900 | 4002                   | 4130 | 4250 | 4412    | 4642    |     |         |  |
|  |   |   | Seat depth: 18.5              |    |       |              |                        |           |      |      |                        |      |      |         |         |     |         |  |
|  |   |   | <b>OVERALL DIMENSIONS</b>     |    |       |              | <b>SEAT DIMENSIONS</b> |           |      |      | <b>BACK DIMENSIONS</b> |      |      |         |         |     |         |  |
|  |   |   | W                             |    | D     |              | H                      |           | W    |      | D                      |      | H    |         | W       |     | H       |  |
| IN   | 26  | 28  | 48                            | 21 | 18.5  | 17.5-21.5    | 21                     | 29.5-32.5 | MM   | 660  | 711                    | 1219 | 533  | 470     | 445-546 | 533 | 749-826 |  |
|  |   |   | RTA 00                        |    |       | 1 per carton |                        |           |      |      |                        |      |      |         |         |     |         |  |
|  <p><b>HB Synchro-Tilter Deluxe Concorde Presidential</b><br/>COM: 3.5 YD   3.2 M<br/>Unit weight: 70 LB   31.8 KG<br/>Carton weight: 81.5 LB   36.97 KG<br/>Carton volume: 24.5 FT³   0.69 MT³</p> | <p><b>ADJUSTMENTS</b></p> <ul style="list-style-type: none"> <li>- Tilt tension</li> <li>- Sliding seat depth</li> <li>- 7 position back height</li> <li>- Synchro tilt action</li> <li>- Anti kick back</li> <li>- 2 button control</li> </ul> <p><b>Right arm</b></p> <ul style="list-style-type: none"> <li>- Pneumatic seat height</li> </ul> <p><b>Left arm</b></p> <ul style="list-style-type: none"> <li>- 5 position tilt lock</li> </ul> | <p>Ergonomic features:<br/>A, B, C, D, E, L, M, N, O, T</p> | 2409                          | -  | -     | -            | -                      | -         | -    | -    | -                      | -    | 4567 | 4795    | 5117    |     |         |  |
|  |   |   | Seat depth adjust: 16" to 18" |    |       |              |                        |           |      |      |                        |      |      |         |         |     |         |  |
|  |   |   | <b>OVERALL DIMENSIONS</b>     |    |       |              | <b>SEAT DIMENSIONS</b> |           |      |      | <b>BACK DIMENSIONS</b> |      |      |         |         |     |         |  |
|  |   |   | W                             |    | D     |              | H                      |           | W    |      | D                      |      | H    |         | W       |     | H       |  |
| IN   | 28.5  | 27  | 50                            | 21 | 18-20 | 18-22        | 21                     | 28-31     | MM   | 724  | 686                    | 1270 | 533  | 457-508 | 457-559 | 533 | 711-787 |  |
|  |   |   | RTA 00                        |    |       | 1 per carton |                        |           |      |      |                        |      |      |         |         |     |         |  |
|  <p><b>HB Synchro-Tilter Concorde Executive 24HR</b><br/>COM: 2.5 YD   2.29 M<br/>Unit weight: 70 LB   31.8 KG<br/>Carton weight: 81.5 LB   36.97 KG<br/>Carton volume: 24.5 FT³   0.69 MT³</p>     | <p><b>ADJUSTMENTS</b></p> <ul style="list-style-type: none"> <li>- Tilt tension</li> <li>- Sliding seat depth</li> <li>- 7 position back height</li> <li>- Synchro tilt action</li> <li>- Anti kick back</li> <li>- 2 button control</li> </ul> <p><b>Right arm</b></p> <ul style="list-style-type: none"> <li>- Pneumatic seat height</li> </ul> <p><b>Left arm</b></p> <ul style="list-style-type: none"> <li>- 5 position tilt lock</li> </ul> | <p>Ergonomic features:<br/>A, B, C, D, E, L, M, N, O, T</p> | 2424                          | -  | 2716  | 2784         | 2861                   | 2989      | 3106 | 3224 | 3326                   | 3454 | 3574 | 3736    | 3966    |     |         |  |
|  |   |   | Seat depth adjust: 16" to 18" |    |       |              |                        |           |      |      |                        |      |      |         |         |     |         |  |
|  |   |   | <b>OVERALL DIMENSIONS</b>     |    |       |              | <b>SEAT DIMENSIONS</b> |           |      |      | <b>BACK DIMENSIONS</b> |      |      |         |         |     |         |  |
|  |   |   | W                             |    | D     |              | H                      |           | W    |      | D                      |      | H    |         | W       |     | H       |  |
| IN   | 28.5  | 27  | 50                            | 21 | 16-18 | 18-22        | 21                     | 28-31     | MM   | 724  | 686                    | 1270 | 533  | 406-457 | 457-559 | 533 | 711-787 |  |
|  |   |   | RTA 00                        |    |       | 1 per carton |                        |           |      |      |                        |      |      |         |         |     |         |  |

ECHO



model 3670-3



**Optional ALU Base**  
See right for details.




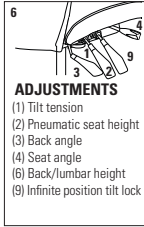


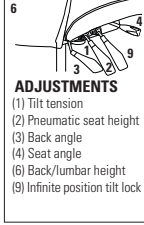
**Optional Memory Foam**  
See right for details.

STANDARD FEATURES

- A form fitted contoured back incorporates a Schukra™ lumbar mechanism and provides full support from shoulder to hip.
- Multi-tilter models offer 2.25" back/lumbar height adjustment via a concealed ratchet system.
- A unique dial on the back of the chair allows for customized lumbar support.
- Standard with height and width adjustable waterfall arms (3P) with self-skinned urethane (SSU) armcaps.
- Vari-Width (WA) width adjustable arm extensions are standard when chair is ordered with adjustable arms. Allows the arms to move away from the seat by 2" on each side to allow space if desired for broader hip widths.
- Multi-tilter models are standard with a five prong, injection molded, fiberglass reinforced nylon Black spider base with dual wheel carpet casters (C65).
- Upholstery options: fabric, vinyl or leather. Vinyl and leather models may feature stitch detail across the seat and/or back cushions, if applicable.

OPTIONAL FEATURES

- Polished aluminum base with Black end guards (B2) is available, please specify (ALU). Add \$131.
- Optional sliding seat depth adjustment is available, please specify (MD). Add \$32.
- For hard surface flooring casters, please specify (C65R). Add \$21.
- For additional arm/caster options, please refer to the Arm and Caster section (page 347). *Optional casters may be priced higher than the standard casters for your chair and the difference will be charged. Lower priced optional casters will not be credited.*

| DESCRIPTION  | FEATURES  | MODEL #   | STANDARD TEXTILE GRADES   |   |              |                        |          |          |                        |          |      |      |      |      |      |  |  |
|--|---|---|---------------------------|---|--------------|------------------------|----------|----------|------------------------|----------|------|------|------|------|------|--|--|
|  |   |   | 1                         | 2   | 3            | 4                      | 5        | 6        | 7                      | 8        | 9    | 10   | 11   | 12   |      |  |  |
|  <p><b>HB Multi-Tilter</b><br/>COM: 2 YD   1.83 M<br/>Unit weight: 54 LB   24.5 KG<br/>Carton weight: 60 LB   27.22 KG<br/>Carton volume: 10.5 FT³   0.29 MT³</p>     |  <p><b>ADJUSTMENTS</b><br/>(1) Tilt tension<br/>(2) Pneumatic seat height<br/>(3) Back angle<br/>(4) Seat angle<br/>(6) Back/lumbar height<br/>(9) Infinite position tilt lock</p>  | <p>Ergonomic features:<br/>A, B, C, D, F, G, H, M, N, Q, S, V</p> | <b>3670-3</b>             | 978   | 1042         | 1096                   | 1158     | 1260     | 1354                   | 1448     | 1530 | 1632 | 1728 | 1858 | 2042 |  |  |
|  |   |   | <b>OVERALL DIMENSIONS</b> |   |              | <b>SEAT DIMENSIONS</b> |          |          | <b>BACK DIMENSIONS</b> |          |      |      |      |      |      |  |  |
|  |   |   | <b>W</b>                  | <b>D</b>  | <b>H</b>     | <b>W</b>               | <b>D</b> | <b>H</b> | <b>W</b>               | <b>H</b> |      |      |      |      |      |  |  |
|  |   |   | IN 26                     | 26.5  | 50           | 20.5                   | 18.5     | 17-22    | 19                     | 28.5-31  |      |      |      |      |      |  |  |
| MM 660   | 673   | 1270  | 521                       | 470   | 432-559      | 483                    | 724-787  |          |                        |          |      |      |      |      |      |  |  |
|  |   |   | <b>RTA 2</b>              |  | 1 per carton |                        |          |          |                        |          |      |      |      |      |      |  |  |
|  <p><b>MB Multi-Tilter</b><br/>COM: 1.75 YD   1.6 M<br/>Unit weight: 52 LB   23.6 KG<br/>Carton weight: 58 LB   26.31 KG<br/>Carton volume: 10.5 FT³   0.29 MT³</p> |  <p><b>ADJUSTMENTS</b><br/>(1) Tilt tension<br/>(2) Pneumatic seat height<br/>(3) Back angle<br/>(4) Seat angle<br/>(6) Back/lumbar height<br/>(9) Infinite position tilt lock</p> | <p>Ergonomic features:<br/>A, B, C, D, F, G, H, M, N, Q, S, V</p> | <b>3671-3</b>             | 943   | 999          | 1046                   | 1101     | 1190     | 1272                   | 1354     | 1426 | 1515 | 1599 | 1713 | 1874 |  |  |
|  |   |   | <b>OVERALL DIMENSIONS</b> |   |              | <b>SEAT DIMENSIONS</b> |          |          | <b>BACK DIMENSIONS</b> |          |      |      |      |      |      |  |  |
|  |   |   | <b>W</b>                  | <b>D</b>  | <b>H</b>     | <b>W</b>               | <b>D</b> | <b>H</b> | <b>W</b>               | <b>H</b> |      |      |      |      |      |  |  |
|  |   |   | IN 26                     | 26.5  | 44           | 20.5                   | 18.5     | 17-21    | 19                     | 22.5-25  |      |      |      |      |      |  |  |
| MM 660   | 673   | 1118  | 521                       | 470   | 432-533      | 483                    | 572-635  |          |                        |          |      |      |      |      |      |  |  |
|  |   |   | <b>RTA 2</b>              | 1 per carton  |              |                        |          |          |                        |          |      |      |      |      |      |  |  |

ENTERPRISE



model 4560



model 4565



Optional B4M Base  
See right for details.




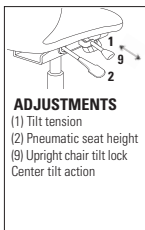

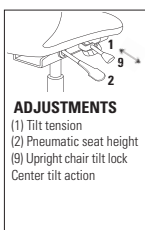



model 4571-3

STANDARD FEATURES


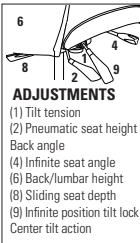


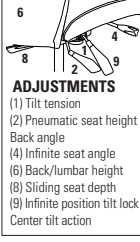

- Gently sculpted seat and back provide lateral and lumbar support.
- Fixed height, impact and scuff resistant curved arms are standard on models 4560, 4561 and 4565. All other models are standard with height adjustable T-arms with teardrop shaped (TD) self-skinned urethane (SSU) armcaps.
- All models (except armchair) are standard with a five prong, injection molded, fiberglass reinforced nylon Black base with dual wheel carpet casters (C65).
- Arms are available in Black only.
- Vari-Width (WA) width adjustable arm extensions are standard when chair is ordered with adjustable arms. Allows the arms to move away from the seat by 2" on each side to allow space if desired for broader hip widths.
- Upholstery options: fabric or vinyl only. Vinyl models may feature stitch detail across the seat and/or back cushions, if applicable.

OPTIONAL FEATURES

- Oval style wood-capped steel base (B4M) with (C1) casters is available. Genuine maple faced veneers and solids are used. Available in Absolute (AAM), Black (BKM), Cherry (ACM), Espresso Cafe (ECM), English Oak (EOM), Fruitwood (TFM), Gray (HGM), Honey (AHM), Mahogany (TMM), Maple (AVM), Medium Walnut, (MWM), Natural Walnut (NLW), Night (ASM), Noce Biondo (NBM), Noce Grigio (NGM), Noce Leggero (NEM), Noce Medio (NMM), Shaker Cherry (SKM), Walnut (TWM), WC Cream (WTM), White (WHM) and Winter Cherry (WCM). Please specify. Add \$131.
- Available with vinyl edge bumper guard option (EG). Add \$22.
- Upholstered armcaps are available for models 4560, 4561 and 4565, please specify (U). Add \$158.
- Optional sliding seat depth adjustment is available on multi-tilter models 4570-3 and 4571-3, please specify (MD). Add \$32.
- Optional abrasion resistant outer back fabric (polyester) is available. Resistant to impact damage. Available in Black only. Please specify (BKB). Add \$9.
- For hard surface flooring casters, please specify (C65R). Add \$21.
- For additional arm/caster options, please refer to the Arm and Caster section (page 347). *Optional casters may be priced higher than the standard casters for your chair and the difference will be charged. Lower priced optional casters will not be credited.*

| DESCRIPTION   | FEATURES  | MODEL #   | STANDARD TEXTILE GRADES   |      |         |                    |     |      |                 |      |      |                 |      |      |      |     |     |     |     |      |      |      |         |      |      |      |      |       |    |    |        |     |      |     |     |         |     |     |   |  |  |
|---|---|---|---|------|---------|--------------------|-----|------|-----------------|------|------|-----------------|------|------|------|-----|-----|-----|-----|------|------|------|---------|------|------|------|------|-------|----|----|--------|-----|------|-----|-----|---------|-----|-----|---|--|--|
|   |   |   | 1   | 2    | 3       | 4                  | 5   | 6    | 7               | 8    | 9    | 10              | 11   | 12   |      |     |     |     |     |      |      |      |         |      |      |      |      |       |    |    |        |     |      |     |     |         |     |     |   |  |  |
|  <p><b>HB Tilter w/Fixed Height Loop Arms</b><br/>COM: 2 YD   1.83 M<br/>Unit weight: 35 LB   15.9 KG<br/>Carton weight: 39 LB   17.69 KG<br/>Carton volume: 11.5 FT³   0.32 MT³</p>    |  <p><b>ADJUSTMENTS</b><br/>(1) Tilt tension<br/>(2) Pneumatic seat height<br/>(9) Upright chair tilt lock<br/>Center tilt action</p>  | <p>Ergonomic features:<br/>A, B, C, M, N, S</p> | <table border="1"> <tr> <td>4560</td><td>775</td><td>839</td><td>893</td><td>955</td><td>1057</td><td>1151</td><td>1245</td><td>1327</td><td>1429</td><td>1525</td><td>1655</td><td>1839</td> </tr> </table>  |      |         |                    |     |      |                 |      |      |                 |      |      | 4560 | 775 | 839 | 893 | 955 | 1057 | 1151 | 1245 | 1327    | 1429 | 1525 | 1655 | 1839 |       |    |    |        |     |      |     |     |         |     |     |   |  |  |
|   |   |   | 4560  | 775  | 839     | 893                | 955 | 1057 | 1151            | 1245 | 1327 | 1429            | 1525 | 1655 | 1839 |     |     |     |     |      |      |      |         |      |      |      |      |       |    |    |        |     |      |     |     |         |     |     |   |  |  |
|   |   |   | <table border="1"> <tr> <th colspan="3">OVERALL DIMENSIONS</th> <th colspan="3">SEAT DIMENSIONS</th> <th colspan="3">BACK DIMENSIONS</th> </tr> <tr> <th>W</th><th>D</th><th>H</th> <th>W</th><th>D</th><th>H</th> <th>W</th><th>H</th> </tr> <tr> <td>IN 24.5</td><td>27</td><td>45</td> <td>21</td><td>19.5</td><td>17-22</td> <td>21</td><td>25</td> </tr> <tr> <td>MM 622</td><td>686</td><td>1143</td> <td>533</td><td>495</td><td>432-559</td> <td>533</td><td>635</td> </tr> </table>  |      |         | OVERALL DIMENSIONS |     |      | SEAT DIMENSIONS |      |      | BACK DIMENSIONS |      |      | W    | D   | H   | W   | D   | H    | W    | H    | IN 24.5 | 27   | 45   | 21   | 19.5 | 17-22 | 21 | 25 | MM 622 | 686 | 1143 | 533 | 495 | 432-559 | 533 | 635 | <p>RTA 1 1 per carton</p>   |  |  |
|   |   |   | OVERALL DIMENSIONS  |      |         | SEAT DIMENSIONS    |     |      | BACK DIMENSIONS |      |      |                 |      |      |      |     |     |     |     |      |      |      |         |      |      |      |      |       |    |    |        |     |      |     |     |         |     |     |   |  |  |
|   |   |   | W   | D    | H       | W                  | D   | H    | W               | H    |      |                 |      |      |      |     |     |     |     |      |      |      |         |      |      |      |      |       |    |    |        |     |      |     |     |         |     |     |   |  |  |
| IN 24.5   | 27  | 45  | 21  | 19.5 | 17-22   | 21                 | 25  |      |                 |      |      |                 |      |      |      |     |     |     |     |      |      |      |         |      |      |      |      |       |    |    |        |     |      |     |     |         |     |     |   |  |  |
| MM 622  | 686   | 1143  | 533   | 495  | 432-559 | 533                | 635 |      |                 |      |      |                 |      |      |      |     |     |     |     |      |      |      |         |      |      |      |      |       |    |    |        |     |      |     |     |         |     |     |   |  |  |
|  <p><b>LB Tilter w/Fixed Height Loop Arms</b><br/>COM: 1.75 YD   1.6 M<br/>Unit weight: 32 LB   14.5 KG<br/>Carton weight: 36 LB   16.33 KG<br/>Carton volume: 9.75 FT³   0.27 MT³</p> |  <p><b>ADJUSTMENTS</b><br/>(1) Tilt tension<br/>(2) Pneumatic seat height<br/>(9) Upright chair tilt lock<br/>Center tilt action</p> | <p>Ergonomic features:<br/>A, B, C, M, N, S</p> | <table border="1"> <tr> <td>4561</td><td>743</td><td>799</td><td>846</td><td>901</td><td>990</td><td>1072</td><td>1154</td><td>1226</td><td>1315</td><td>1399</td><td>1513</td><td>1674</td> </tr> </table>   |      |         |                    |     |      |                 |      |      |                 |      |      | 4561 | 743 | 799 | 846 | 901 | 990  | 1072 | 1154 | 1226    | 1315 | 1399 | 1513 | 1674 |       |    |    |        |     |      |     |     |         |     |     |   |  |  |
|   |   |   | 4561  | 743  | 799     | 846                | 901 | 990  | 1072            | 1154 | 1226 | 1315            | 1399 | 1513 | 1674 |     |     |     |     |      |      |      |         |      |      |      |      |       |    |    |        |     |      |     |     |         |     |     |   |  |  |
|   |   |   | <table border="1"> <tr> <th colspan="3">OVERALL DIMENSIONS</th> <th colspan="3">SEAT DIMENSIONS</th> <th colspan="3">BACK DIMENSIONS</th> </tr> <tr> <th>W</th><th>D</th><th>H</th> <th>W</th><th>D</th><th>H</th> <th>W</th><th>H</th> </tr> <tr> <td>IN 24.5</td><td>26.5</td><td>39</td> <td>21</td><td>19.5</td><td>17-22</td> <td>21</td><td>19</td> </tr> <tr> <td>MM 622</td><td>673</td><td>991</td> <td>533</td><td>495</td><td>432-559</td> <td>533</td><td>483</td> </tr> </table> |      |         | OVERALL DIMENSIONS |     |      | SEAT DIMENSIONS |      |      | BACK DIMENSIONS |      |      | W    | D   | H   | W   | D   | H    | W    | H    | IN 24.5 | 26.5 | 39   | 21   | 19.5 | 17-22 | 21 | 19 | MM 622 | 673 | 991  | 533 | 495 | 432-559 | 533 | 483 | <p>RTA 1  1 per carton</p> |  |  |
|   |   |   | OVERALL DIMENSIONS  |      |         | SEAT DIMENSIONS    |     |      | BACK DIMENSIONS |      |      |                 |      |      |      |     |     |     |     |      |      |      |         |      |      |      |      |       |    |    |        |     |      |     |     |         |     |     |   |  |  |
|   |   |   | W   | D    | H       | W                  | D   | H    | W               | H    |      |                 |      |      |      |     |     |     |     |      |      |      |         |      |      |      |      |       |    |    |        |     |      |     |     |         |     |     |   |  |  |
| IN 24.5   | 26.5  | 39  | 21  | 19.5 | 17-22   | 21                 | 19  |      |                 |      |      |                 |      |      |      |     |     |     |     |      |      |      |         |      |      |      |      |       |    |    |        |     |      |     |     |         |     |     |   |  |  |
| MM 622  | 673   | 991   | 533   | 495  | 432-559 | 533                | 483 |      |                 |      |      |                 |      |      |      |     |     |     |     |      |      |      |         |      |      |      |      |       |    |    |        |     |      |     |     |         |     |     |   |  |  |
|  <p><b>Armchair w/Fixed Height Loop Arms</b><br/>COM: 1.75 YD   1.6 M<br/>Unit weight: 29 LB   13.2 KG<br/>Carton weight: 33 LB   14.97 KG<br/>Carton volume: 10 FT³   0.28 MT³</p>    | <p>Cantilever sled base.<br/>Base available in Black finish only.</p>   | <p>Ergonomic features:<br/>M, N</p>             | <table border="1"> <tr> <td>4565</td><td>698</td><td>754</td><td>801</td><td>856</td><td>945</td><td>1027</td><td>1109</td><td>1181</td><td>1270</td><td>1354</td><td>1468</td><td>1629</td> </tr> </table>   |      |         |                    |     |      |                 |      |      |                 |      |      | 4565 | 698 | 754 | 801 | 856 | 945  | 1027 | 1109 | 1181    | 1270 | 1354 | 1468 | 1629 |       |    |    |        |     |      |     |     |         |     |     |   |  |  |
|   |   |   | 4565  | 698  | 754     | 801                | 856 | 945  | 1027            | 1109 | 1181 | 1270            | 1354 | 1468 | 1629 |     |     |     |     |      |      |      |         |      |      |      |      |       |    |    |        |     |      |     |     |         |     |     |   |  |  |
|   |   |   | <table border="1"> <tr> <th colspan="3">OVERALL DIMENSIONS</th> <th colspan="3">SEAT DIMENSIONS</th> <th colspan="3">BACK DIMENSIONS</th> </tr> <tr> <th>W</th><th>D</th><th>H</th> <th>W</th><th>D</th><th>H</th> <th>W</th><th>H</th> </tr> <tr> <td>IN 24.5</td><td>26.5</td><td>37</td> <td>21</td><td>19.5</td><td>18</td> <td>21</td><td>19</td> </tr> <tr> <td>MM 622</td><td>673</td><td>940</td> <td>533</td><td>495</td><td>457</td> <td>533</td><td>483</td> </tr> </table>        |      |         | OVERALL DIMENSIONS |     |      | SEAT DIMENSIONS |      |      | BACK DIMENSIONS |      |      | W    | D   | H   | W   | D   | H    | W    | H    | IN 24.5 | 26.5 | 37   | 21   | 19.5 | 18    | 21 | 19 | MM 622 | 673 | 940  | 533 | 495 | 457     | 533 | 483 | <p>RTA 2  1 per carton</p> |  |  |
|   |   |   | OVERALL DIMENSIONS  |      |         | SEAT DIMENSIONS    |     |      | BACK DIMENSIONS |      |      |                 |      |      |      |     |     |     |     |      |      |      |         |      |      |      |      |       |    |    |        |     |      |     |     |         |     |     |   |  |  |
|   |   |   | W   | D    | H       | W                  | D   | H    | W               | H    |      |                 |      |      |      |     |     |     |     |      |      |      |         |      |      |      |      |       |    |    |        |     |      |     |     |         |     |     |   |  |  |
| IN 24.5   | 26.5  | 37  | 21  | 19.5 | 18      | 21                 | 19  |      |                 |      |      |                 |      |      |      |     |     |     |     |      |      |      |         |      |      |      |      |       |    |    |        |     |      |     |     |         |     |     |   |  |  |
| MM 622  | 673   | 940   | 533   | 495  | 457     | 533                | 483 |      |                 |      |      |                 |      |      |      |     |     |     |     |      |      |      |         |      |      |      |      |       |    |    |        |     |      |     |     |         |     |     |   |  |  |



| DESCRIPTION  | FEATURES   | MODEL #       | STANDARD TEXTILE GRADES   |   |              |                        |          |          |                        |           |      |      |      |      |  |
|--|--|---------------|---------------------------|---|--------------|------------------------|----------|----------|------------------------|-----------|------|------|------|------|--|
|  |  |               | 1                         | 2   | 3            | 4                      | 5        | 6        | 7                      | 8         | 9    | 10   | 11   | 12   |  |
|  <p><b>HB Multi-Tilter w/Adjustable (TD) Arms</b><br/>                     COM: 2 YD   1.83 M<br/>                     Unit weight: 50 LB   22.7 KG<br/>                     Carton weight: 54 LB   24.49 KG<br/>                     Carton volume: 11 FT<sup>3</sup>   0.31 MT<sup>3</sup></p>    |  <p><b>ADJUSTMENTS</b><br/>                     (1) Tilt tension<br/>                     (2) Pneumatic seat height<br/>                     Back angle<br/>                     (4) Infinite seat angle<br/>                     (6) Back/lumbar height<br/>                     (8) Sliding seat depth<br/>                     (9) Infinite position tilt lock<br/>                     Center tilt action</p> | <b>4570-3</b> | 1129                      | 1193  | 1247         | 1309                   | 1411     | 1505     | 1599                   | 1681      | 1783 | 1879 | 2009 | 2193 |  |
|  |  |               | <b>OVERALL DIMENSIONS</b> |   |              | <b>SEAT DIMENSIONS</b> |          |          | <b>BACK DIMENSIONS</b> |           |      |      |      |      |  |
|  |  |               | <b>W</b>                  | <b>D</b>  | <b>H</b>     | <b>W</b>               | <b>D</b> | <b>H</b> | <b>W</b>               | <b>H</b>  |      |      |      |      |  |
|  |  |               | IN 26.5                   | 26.5  | 47           | 22                     | 19       | 17-21    | 21.5                   | 26-28     |      |      |      |      |  |
|  |  |               | MM 673                    | 673   | 1194         | 559                    | 483      | 432-533  | 546                    | 660-711   |      |      |      |      |  |
|  |  |               | <b>RTA 2</b>              |  | 1 per carton |                        |          |          |                        |           |      |      |      |      |  |
|  <p><b>MB Multi-Tilter w/Adjustable (TD) Arms</b><br/>                     COM: 1.75 YD   1.6 M<br/>                     Unit weight: 48 LB   21.8 KG<br/>                     Carton weight: 52 LB   23.59 KG<br/>                     Carton volume: 9.5 FT<sup>3</sup>   0.26 MT<sup>3</sup></p> |  <p><b>ADJUSTMENTS</b><br/>                     (1) Tilt tension<br/>                     (2) Pneumatic seat height<br/>                     Back angle<br/>                     (4) Infinite seat angle<br/>                     (6) Back/lumbar height<br/>                     (8) Sliding seat depth<br/>                     (9) Infinite position tilt lock<br/>                     Center tilt action</p> | <b>4571-3</b> | 1073                      | 1129  | 1176         | 1231                   | 1320     | 1402     | 1484                   | 1556      | 1645 | 1729 | 1843 | 2004 |  |
|  |  |               | <b>OVERALL DIMENSIONS</b> |   |              | <b>SEAT DIMENSIONS</b> |          |          | <b>BACK DIMENSIONS</b> |           |      |      |      |      |  |
|  |  |               | <b>W</b>                  | <b>D</b>  | <b>H</b>     | <b>W</b>               | <b>D</b> | <b>H</b> | <b>W</b>               | <b>H</b>  |      |      |      |      |  |
|  |  |               | IN 26.5                   | 26  | 41           | 22                     | 19       | 17-21    | 21                     | 20.5-22.5 |      |      |      |      |  |
|  |  |               | MM 673                    | 660   | 1041         | 559                    | 483      | 432-533  | 533                    | 521-572   |      |      |      |      |  |
|  |  |               | <b>RTA 2</b>              |  | 1 per carton |                        |          |          |                        |           |      |      |      |      |  |



FACTOR

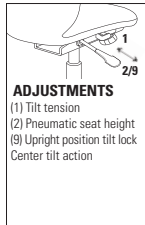


model 5540

| Seat height from floor                       | Standard cylinder (4G) | High cylinder (5G) |
|--|------------------------|--------------------|
| Tilter mechanism (-4)                        | 17" - 21"              | 18" - 23"          |
| Task mechanism (-6)                          | 16" - 20"              | 17" - 22"          |
| Weight sensing synchro-tilter mechanism (-8) | 17.25" - 21.25"        | 18.25" - 22.25"    |

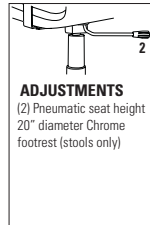
MECHANISM OPTIONS:

Tilter mechanism (-4)



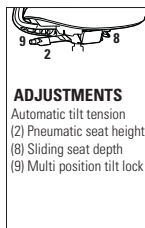
**Ergonomic features:**  
A, B, C, D, H, M, N, Q, S, U

Task mechanism (-6)



**Ergonomic features:**  
C, M, N, U

Weight sensing synchro-tilter mechanism (-8)



**Ergonomic features:**  
A, B, C, D, E, H, L, M, N, Q, U

STANDARD FEATURES

- Factor, a value seating series with a full spectrum of mesh colors. Effective July 2023, seat was improved with a softer sit, a better ride to suit a wider range of users and a redesigned lumbar pad for optimal support.
- Adjustable lumbar support is standard on all models. Height adjustable and split down the middle to flex independently side-to-side.
- Side activated sliding seat depth adjustment is standard on weight sensing synchro-tilter control mechanism. Seat depth: 16.5" - 19.5" (419-495mm).
- Standard with fixed, forward swept arms (U1).
- Standard with Global's high quality Soft Descent™ pneumatic lift which slowly and gently lowers the seat height of the chair making it easy to obtain the exact seat height you desire.
- Five prong, injection molded, fiberglass reinforced nylon Black base with (C82) dual wheel carpet casters. Base will match frame color selection; casters coordinate with base color.
- Upholstery options: fabric, vinyl or leather. Vinyl and leather models may feature stitch detail across the seat and/or back cushions, if applicable.

OPTIONAL FEATURES

- Optional height adjustable arms (U2) and height adjustable arms with sliding armcaps (U3) are available. Self-skinned urethane (SSU) armcaps will match the selected frame color (Black or Shadow); Cloud frame comes with coordinating Fog armcaps.
- For additional arms/caster options, please refer to the Arm and Caster section (page 347). *Optional casters may be priced higher than the standard casters for your chair and the difference will be charged. Lower priced optional casters will not be credited.*

Please add option codes in the following order:

- Model number**  
5540 High back with arms.  
5540NA High back, no arms.  
5541 Medium back with arms.  
5541NA Medium back, no arms.  
5546 Medium task stool with arms (task mechanism only).  
5546NA Medium task stool, no arms (task mechanism only).
- Mesh back** (colors shown on website)  
(P1) Snow (P8) Mocha  
(P2) Sand (P9) Eggplant  
(P3) Pewter (Q1) Buzz Blue  
(P4) Silver Grey (Q2) Poppy  
(P5) Charcoal (Q3) Pumpkin  
(P6) Black (Q4) Lime
- Textile**  
Specify textile code for seat.
- Frame color**  
(BK) Black. No upcharge.  
(IC) Cloud. Add \$62.  
(SH) Shadow. Add \$62.
- Arms**  
(U1) Fixed height arms (9"). No upcharge.  
(U2) Height adjustable arms (7.75"-11.75"). Add \$56.  
(U3) Height adjustable arms w/sliding armcaps (7.75"-11.75"). Add \$70.
- Base**  
(B7) Nylon base (color matches frame). No upcharge.  
(A7) Polished aluminum B7A base. Add \$131.
- Mechanism**  
(4) Tilter mechanism. Add \$42.  
(6) Task mechanism. No upcharge.  
(8) Weight sensing synchro-tilter mechanism. Add \$59.
- Casters**  
(82) C82 dual wheel carpet casters. No upcharge.  
(8R) C82R dual wheel hard floor casters. Add \$21.
- Cylinder**  
(4G) Standard (4"). No upcharge.  
(5G) High (5"). No upcharge.

EXAMPLE FACTOR ORDER CODE:

|         |           |         |           |             |      |      |         |          |
|---------|-----------|---------|-----------|-------------|------|------|---------|----------|
| 5541    | -P5       | -FU75   | -8        | -SH         | -U3  | -B7  | -8R     | -4G      |
| Model # | Mesh back | Textile | Mechanism | Frame color | Arms | Base | Casters | Cylinder |

DESCRIPTION

FEATURES

MODEL #

STANDARD TEXTILE GRADES





**High Back**  
COM: 0.75 YD | 0.69 M  
Unit weight: 35 LB | 15.9 KG  
Carton weight: 47 LB | 21.32 KG  
Carton volume: 10.5 FT³ | 0.29 MT³

See series notes for mechanism options.

|                          | 1   | 2   | 3   | 4   | 5   | 6   | 7   | 8   | 9   | 10  | 11   | 12   |
|--------------------------|-----|-----|-----|-----|-----|-----|-----|-----|-----|-----|------|------|
| <b>5540</b><br>With arms | 695 | 719 | 739 | 763 | 801 | 836 | 871 | 902 | 940 | 976 | 1025 | 1094 |
| <b>5540NA</b><br>Armless | 632 | 656 | 676 | 700 | 738 | 773 | 808 | 839 | 877 | 913 | 962  | 1031 |

| OVERALL DIMENSIONS |     |      | SEAT DIMENSIONS |      |         | BACK DIMENSIONS |     |
|--------------------|-----|------|-----------------|------|---------|-----------------|-----|
| W                  | D   | H    | W               | D    | H       | W               | H   |
| IN 26.5            | 24  | 41.5 | 20              | 17.5 | 16-20   | 18.5            | 23  |
| MM 673             | 610 | 1054 | 508             | 445  | 406-508 | 470             | 584 |

RTA 2 1 per carton

| DESCRIPTION   | FEATURES                                | MODEL #   | STANDARD TEXTILE GRADES                 |                           |                        |     |                        |                        |     |                        |      |      |      |      |      |      |
|---|---|---|---|---------------------------|------------------------|-----|------------------------|------------------------|-----|------------------------|------|------|------|------|------|------|
|   |   |   | 1                                       | 2                         | 3                      | 4   | 5                      | 6                      | 7   | 8                      | 9    | 10   | 11   | 12   |      |      |
|  <p><b>Medium Back</b><br/>COM: 0.75 YD   0.69 M<br/>Unit weight: 34 LB   15.5 KG<br/>Carton weight: 46 LB   20.87 KG<br/>Carton volume: 10.5 FT³   0.29 MT³</p> | See series notes for mechanism options. | <b>5541</b><br>With arms  | 684                                     | 708                       | 728                    | 752 | 790                    | 825                    | 860 | 891                    | 929  | 965  | 1014 | 1083 |      |      |
|   |   | <b>5541NA</b><br>Armless  | 620                                     | 644                       | 664                    | 688 | 726                    | 761                    | 796 | 827                    | 865  | 901  | 950  | 1019 |      |      |
|   |   | <b>OVERALL DIMENSIONS</b>   |   |                           | <b>SEAT DIMENSIONS</b> |     |                        | <b>BACK DIMENSIONS</b> |     |                        |      |      |      |      |      |      |
|   |   | W D H   |   |                           | W D H                  |     |                        | W H                    |     |                        |      |      |      |      |      |      |
|   |   | IN 26.5 24 39   |   |                           | 20 17.5 16-20          |     |                        | 18.5 20                |     |                        |      |      |      |      |      |      |
|   |   | MM 673 610 991  |   |                           | 508 445 406-508        |     |                        | 470 508                |     |                        |      |      |      |      |      |      |
|   |   | <b>RTA 2</b>  |   |                           | 1 per carton           |     |                        |                        |     |                        |      |      |      |      |      |      |
|   |   |  <p><b>Medium Back Stool</b><br/>COM: 0.75 YD   0.69 M<br/>Unit weight: 40 LB   18.2 KG<br/>Carton weight: 52 LB   23.59 KG<br/>Carton volume: 10.5 FT³   0.29 MT³</p> | See series notes for mechanism options. | <b>5546</b><br>With arms  | 872                    | 896 | 916                    | 940                    | 978 | 1013                   | 1048 | 1079 | 1117 | 1153 | 1202 | 1271 |
|   |   |   |   | <b>5546NA</b><br>Armless  | 810                    | 834 | 854                    | 878                    | 916 | 951                    | 986  | 1017 | 1055 | 1091 | 1140 | 1209 |
|   |   |   |   | <b>OVERALL DIMENSIONS</b> |                        |     | <b>SEAT DIMENSIONS</b> |                        |     | <b>BACK DIMENSIONS</b> |      |      |      |      |      |      |
| W D H   |   |   |   | W D H                     |                        |     | W H                    |                        |     |                        |      |      |      |      |      |      |
| IN 26.5 23.5 49   |   |   |   | 20 17.5 23.75-33.75       |                        |     | 18.5 20.5              |                        |     |                        |      |      |      |      |      |      |
| MM 673 597 1245   |   |   |   | 508 445 603-857           |                        |     | 470 521                |                        |     |                        |      |      |      |      |      |      |
| <b>RTA 2</b>  |   |   |   | 1 per carton              |                        |     |                        |                        |     |                        |      |      |      |      |      |      |

G1 ERGO SELECT



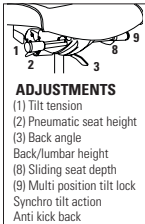
model 7331-8 G5



model 7333-8 G5

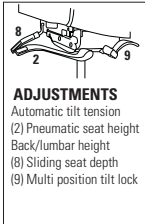
MECHANISM OPTIONS:

Synchro-tilter mechanism (-0)



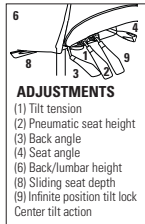
**ADJUSTMENTS**  
 (1) Tilt tension  
 (2) Pneumatic seat height  
 (3) Back angle  
 Back/lumbar height  
 (8) Sliding seat depth  
 (9) Multi position tilt lock  
 Synchro tilt action  
 Anti kick back

Weight sensing synchro-tilter mechanism (-8)



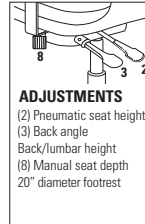
**ADJUSTMENTS**  
 Automatic tilt tension  
 (2) Pneumatic seat height  
 Back/lumbar height  
 (8) Sliding seat depth  
 (9) Multi position tilt lock

Multi-tilter mechanism (-3)



**ADJUSTMENTS**  
 (1) Tilt tension  
 (2) Pneumatic seat height  
 (3) Back angle  
 (4) Seat angle  
 (6) Back/lumbar height  
 (8) Sliding seat depth  
 (9) Infinite position tilt lock  
 Center tilt action

Posture task mechanism (-7)



**ADJUSTMENTS**  
 (2) Pneumatic seat height  
 (3) Back angle  
 Back/lumbar height  
 (8) Manual seat depth  
 20" diameter footrest

STANDARD FEATURES

- G1 Ergo Select was designed to provide exceptional support and comfort throughout the work day.
- Available in three back heights and three seat sizes, varying in depth and width, to fit a person's body type and movements while at work.
- Adjustable lumbar support is standard on all models.
- Stitch detail on edges of seat and back is discrete, using matched thread as standard.
- Choice of three mechanisms; synchro-tilter, multi-tilter and weight sensing synchro-tilter. Stool model available with posture task mechanism only.
- Standard with Global's high quality Soft Descent™ pneumatic lift which slowly and gently lowers the seat height of the chair making it easy to obtain the exact seat height you desire.
- Standard with height and width adjustable (G5) arms with sliding armcaps. Armcaps also articulate inwards and outwards to aim toward the keyboard or mouse area.
- G1 Ergo Select is fully compliant with latest BIFMA G1, GSA and CGSB specifications.
- Five prong, injection molded, fiberglass reinforced nylon Black base with (C82) dual wheel carpet casters.
- Upholstery options: fabric, vinyl or leather. Vinyl and leather models may feature stitch detail across the seat and/or back cushions, if applicable.

OPTIONAL FEATURES

- Upholstery is available with exaggerated top stitch detail (heavier thread). 14 coordinating or contrasting colors may be selected. Please specify.
- Optional Ergo Select arms are height (4") and width adjustable with sliding armcaps. Armcaps also articulate inwards (25°) and outwards (25°) to aim toward the keyboard or mouse area.
- For additional arms/caster options, please refer to the Arm and Caster section (page 347). *Optional casters may be priced higher than the standard casters for your chair and the difference will be charged. Lower priced optional casters will not be credited.*





Please add option codes in the following order:

- Model number**  
**7331** Medium back with arms.  
**7332** High back with arms.  
**7333** Extended high back with arms.  
**7336** Medium task stool with arms (posture task mechanism only).  
**7336NA** Medium task stool, no arms (posture task mechanism only).
- Textile**  
 Specify textile code.
- Mechanism**  
**(0)** Synchro-tilter mechanism. No upcharge.  
**(3)** Multi-tilter mechanism. No upcharge.  
**(8)** Weight sensing synchro-tilter mechanism. No upcharge.  
**(7)** Posture task mechanism (models 7336 / 7336NA only). No upcharge.
- Seat size**  
**(P)** Petite  
**(S)** Standard  
**(G)** Generous
- Arms**  
**(G5)** G5 arms. No upcharge.  
**(H1)** Ergo Select arms. Add \$66.  
**(H2)** Ergo Select arms w/wide armcaps. Add \$106.
- Base**  
**(B7)** Black nylon B7B base. No upcharge.  
**(A7)** Polished aluminum B7A base. Add \$131.
- Cylinder (models 7331, 7332 and 7333 only)**  
**(4L)** Standard (4"). No upcharge.  
**(5L)** High (5"). No upcharge.  
**(4S)** Short (4"). Seat height: 14.8" - 18.8". Seat height range achieved with weight sensing synchro-tilter mechanism only. No upcharge.
- Casters**  
**(82)** C82 dual wheel carpet casters. No upcharge.  
**(8R)** C82R dual wheel hard floor casters. Add \$21.
- Stitch detail**  
**(MS)** Color matched stitching. Decorative top stitch. No upcharge.  
**(XP)** Black  
**(XG)** Copen  
**(XK)** Mahogany  
**(XH)** Navy #3  
**(XF)** Nickel  
**(XL)** Rubytone  
**(XC)** Smoke  
**(XB)** Beige  
**(XA)** Graphite  
**(XJ)** Natural  
**(XD)** New Grey  
**(XN)** Off-White  
**(XI)** Scarlett  
**(XE)** Taupe  
 (colors shown on website)

EXAMPLE G1 ERGO SELECT ORDER CODE:

|         |         |           |           |      |      |          |         |               |
|---------|---------|-----------|-----------|------|------|----------|---------|---------------|
| 7332    | -WA53   | -8        | -S        | -H1  | -B7  | -4L      | -82     | -MS           |
| Model # | Textile | Mechanism | Seat size | Arms | Base | Cylinder | Casters | Stitch detail |

| G1 Ergo Select dimensional information: based on measurements with multi-tilter mechanism |   |                               |                                  |                                |
|---|---|-------------------------------|----------------------------------|--------------------------------|
|   | Distance between arms   | Standard arm height           | Seat depth range                 | Standard seat height           |
| <b>Petite seat (P)</b><br>Soft Decent 4" lift (4L) & (H1) arms                            | 15.25" - 20.75" = 5.5" adjustment<br>387mm - 527mm = 140mm adj. | 7.3" - 11.4"<br>185mm - 290mm | 15.75" - 18.75"<br>400mm - 475mm | 16.5" - 20.5"<br>419mm - 521mm |
| <b>Standard seat (S)</b><br>Soft Decent 4" lift (4L) & (H1) arms                          | 16" - 21.5" = 5.5" adjustment<br>406mm - 546mm = 140mm adj.     |                               | 16.5" - 19.5"<br>419mm - 495mm   |                                |
| <b>Generous seat (G)</b><br>Soft Decent 4" lift (4L) & (H1) arms                          | 17.25" - 22.75" = 5.5" adjustment<br>438mm - 578mm = 140mm adj. |                               | 17.25" - 19.5"<br>438mm - 495mm  |                                |

| DESCRIPTION  | FEATURES  | MODEL #       | STANDARD TEXTILE GRADES   |          |          |                         |           |           |                        |          |      |      |      |      |
|--|---|---------------|---------------------------|----------|----------|-------------------------|-----------|-----------|------------------------|----------|------|------|------|------|
|  |   |               | 1                         | 2        | 3        | 4                       | 5         | 6         | 7                      | 8        | 9    | 10   | 11   | 12   |
|  <p><b>Medium Back w/Arms</b><br/>COM: 1.65 YD   1.51 M<br/>Unit weight: 54 LB   24.5 KG<br/>Carton weight: 66 LB   29.94 KG<br/>Carton volume: 10.5 FT³   0.29 MT³</p>   | <p>See series notes for mechanism options.</p> <p>* Standard seat</p> | <b>7331</b>   | 1099                      | 1152     | 1196     | 1248                    | 1332      | 1409      | 1487                   | 1554     | 1638 | 1718 | 1825 | 1977 |
|  |   |               | <b>OVERALL DIMENSIONS</b> |          |          | <b>SEAT DIMENSIONS*</b> |           |           | <b>BACK DIMENSIONS</b> |          |      |      |      |      |
|  |   |               | <b>W</b>                  | <b>D</b> | <b>H</b> | <b>W</b>                | <b>D</b>  | <b>H</b>  | <b>W</b>               | <b>H</b> |      |      |      |      |
|  |   |               | IN 24.5                   | 23       | 41       | 19.75                   | 16.5-19.5 | 16.5-20.5 | 19                     | 22       |      |      |      |      |
|  |   |               | MM 622                    | 584      | 1041     | 502                     | 419-495   | 419-521   | 483                    | 559      |      |      |      |      |
|  | <b>RTA 2</b>  | 1 per carton  |                           |          |          |                         |           |           |                        |          |      |      |      |      |
|  <p><b>High Back w/Arms</b><br/>COM: 1.75 YD   1.6 M<br/>Unit weight: 56 LB   25.5 KG<br/>Carton weight: 68 LB   30.84 KG<br/>Carton volume: 10.5 FT³   0.29 MT³</p>      | <p>See series notes for mechanism options.</p> <p>* Standard seat</p> | <b>7332</b>   | 1124                      | 1180     | 1227     | 1282                    | 1371      | 1453      | 1535                   | 1607     | 1696 | 1780 | 1894 | 2055 |
|  |   |               | <b>OVERALL DIMENSIONS</b> |          |          | <b>SEAT DIMENSIONS*</b> |           |           | <b>BACK DIMENSIONS</b> |          |      |      |      |      |
|  |   |               | <b>W</b>                  | <b>D</b> | <b>H</b> | <b>W</b>                | <b>D</b>  | <b>H</b>  | <b>W</b>               | <b>H</b> |      |      |      |      |
|  |   |               | IN 24.5                   | 23       | 44.5     | 19.75                   | 16.5-19.5 | 16.5-20.5 | 19                     | 24.5     |      |      |      |      |
|  |   |               | MM 622                    | 584      | 1130     | 502                     | 419-495   | 419-521   | 483                    | 622      |      |      |      |      |
|  | <b>RTA 2</b>  | 1 per carton  |                           |          |          |                         |           |           |                        |          |      |      |      |      |
|  <p><b>Extended High Back w/Arms</b><br/>COM: 2 YD   1.83 M<br/>Unit weight: 58 LB   26.4 KG<br/>Carton weight: 71 LB   32.21 KG<br/>Carton volume: 11 FT³   0.31 MT³</p> | <p>See series notes for mechanism options.</p> <p>* Standard seat</p> | <b>7333</b>   | 1149                      | 1213     | 1267     | 1330                    | 1431      | 1525      | 1619                   | 1701     | 1803 | 1899 | 2029 | 2213 |
|  |   |               | <b>OVERALL DIMENSIONS</b> |          |          | <b>SEAT DIMENSIONS*</b> |           |           | <b>BACK DIMENSIONS</b> |          |      |      |      |      |
|  |   |               | <b>W</b>                  | <b>D</b> | <b>H</b> | <b>W</b>                | <b>D</b>  | <b>H</b>  | <b>W</b>               | <b>H</b> |      |      |      |      |
|  |   |               | IN 24.5                   | 23       | 50       | 19.75                   | 16.5-19.5 | 16.5-20.5 | 19                     | 27       |      |      |      |      |
|  |   |               | MM 622                    | 584      | 1270     | 502                     | 419-495   | 419-521   | 483                    | 686      |      |      |      |      |
|  | <b>RTA 2</b>  | 1 per carton  |                           |          |          |                         |           |           |                        |          |      |      |      |      |
|  <p><b>Medium Back Stool</b><br/>COM: 1.65 YD   1.51 M<br/>Unit weight: 47 LB   21.4 KG<br/>Carton weight: 59 LB   26.76 KG<br/>Carton volume: 10.5 FT³   0.29 MT³</p>  | <p>See series notes for mechanism options.</p> <p>* Standard seat</p> | <b>7336</b>   | 1273                      | 1326     | 1370     | 1422                    | 1506      | 1583      | 1661                   | 1728     | 1812 | 1892 | 1999 | 2151 |
|  |   |               | With arms                 |          |          |                         |           |           |                        |          |      |      |      |      |
|  |   | <b>7336NA</b> | 1211                      | 1264     | 1308     | 1360                    | 1444      | 1521      | 1599                   | 1666     | 1750 | 1830 | 1937 | 2089 |
|  |   |               | Armless                   |          |          |                         |           |           |                        |          |      |      |      |      |
|  |   |               | <b>OVERALL DIMENSIONS</b> |          |          | <b>SEAT DIMENSIONS*</b> |           |           | <b>BACK DIMENSIONS</b> |          |      |      |      |      |
| <b>W</b>   | <b>D</b>  | <b>H</b>      | <b>W</b>                  | <b>D</b> | <b>H</b> | <b>W</b>                | <b>H</b>  |           |                        |          |      |      |      |      |
| IN 24  | 22.5  | 46            | 19.75                     | 16       | 22-30    | 19                      | 22        |           |                        |          |      |      |      |      |
| MM 610   | 572   | 1168          | 502                       | 406      | 559-762  | 483                     | 559       |           |                        |          |      |      |      |      |
|  | <b>RTA 2</b>  | 1 per carton  |                           |          |          |                         |           |           |                        |          |      |      |      |      |

G20



model 6007



**Lumbar Support**  
Automatic lumbar tension mechanism naturally adjusts to your posture while in upright or reclined position. The lumbar is also height adjustable.



Optional Fixed "C" Arm


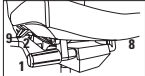
STANDARD FEATURES

- The striped mesh back is composed of alternating vertical rows of clear elastomeric yarns and polyester yarns. This provides a very responsive back support.
- The inside of the mesh back is Black while the outside of the mesh is Silver to coordinate with the polished aluminum trim. Only available in a Black mesh back with Black arms and frame.
- Synchronized mechanism allows the back to smoothly tilt, while the seat gently reclines and slides to the rear. The seat does not lift up and keeps feet planted on floor. Four tilt positions, locks and infinite free float.
- Height adjustable self-skinned urethane (SSU) arms with sliding and pivoting armcaps.
- Independent lumbar adjustment on back (2.5" of height adjustment range on each side).
- Standard with Global's high quality Soft Descent™ pneumatic lift which slowly and gently lowers the seat height of the chair making it easy to obtain the exact seat height you desire.
- Adjustable tilt tension knob located beside the seat. Simply rotate the knob for user preference.

- Side activated sliding seat depth adjustment (**MD**) is standard.
- Base and frame are standard in polished aluminum with dual wheel carpet casters (**C82**).
- Upholstery options: fabric, vinyl or leather. Vinyl and leather models may feature stitch detail across the seat and/or back cushions, if applicable.

OPTIONAL FEATURES

- An optional Black nylon base (**B7B**) is available, please specify. No upcharge.
- Optional fixed aluminum "C" arms with SSU armcaps (**DF**) are available, please specify. No upcharge.
- For hard surface flooring casters, please specify (**C9R**). Add \$21.

| DESCRIPTION  | FEATURES   | MODEL #  | STANDARD TEXTILE GRADES |         |             |                 |      |      |                 |      |      |      |      |      |   |   |   |   |         |    |      |      |         |             |    |    |        |     |      |     |         |         |     |
|--|--|--|-------------------------|---------|-------------|-----------------|------|------|-----------------|------|------|------|------|------|---|---|---|---|---------|----|------|------|---------|-------------|----|----|--------|-----|------|-----|---------|---------|-----|
|  |  |  | 1                       | 2       | 3           | 4               | 5    | 6    | 7               | 8    | 9    | 10   | 11   | 12   |   |   |   |   |         |    |      |      |         |             |    |    |        |     |      |     |         |         |     |
|  <p><b>Synchro-Tilter Black Frame</b><br/>COM: 1 YD   0.91 M<br/>Unit weight: 46 LB   20.9 KG<br/>Carton weight: 53 LB   24.04 KG<br/>Carton volume: 11 FT³   0.31 MT³</p> |  <p><b>ADJUSTMENTS</b><br/>(1) Tilt tension<br/>(2) Pneumatic seat height<br/>Back/lumbar height<br/>(8) Sliding seat depth<br/>(9) Multi position tilt lock<br/>Synchro tilt action<br/>Anti kick back</p> | <b>6007</b>  | 1634                    | 1666    | 1693        | 1724            | 1775 | 1822 | 1869            | 1910 | 1961 | 2009 | 2074 | 2166 |   |   |   |   |         |    |      |      |         |             |    |    |        |     |      |     |         |         |     |
|  |  | <table border="1"> <thead> <tr> <th colspan="3">OVERALL DIMENSIONS</th> <th colspan="3">SEAT DIMENSIONS</th> <th colspan="2">BACK DIMENSIONS</th> </tr> <tr> <th>W</th> <th>D</th> <th>H</th> <th>W</th> <th>D</th> <th>H</th> <th>W</th> <th>H</th> </tr> </thead> <tbody> <tr> <td>IN 25.5</td> <td>23</td> <td>41.5</td> <td>19.5</td> <td>16-18.5</td> <td>17.75-22.75</td> <td>19</td> <td>22</td> </tr> <tr> <td>MM 648</td> <td>584</td> <td>1054</td> <td>495</td> <td>406-470</td> <td>451-578</td> <td>483</td> <td>559</td> </tr> </tbody> </table> | OVERALL DIMENSIONS      |         |             | SEAT DIMENSIONS |      |      | BACK DIMENSIONS |      | W    | D    | H    | W    | D | H | W | H | IN 25.5 | 23 | 41.5 | 19.5 | 16-18.5 | 17.75-22.75 | 19 | 22 | MM 648 | 584 | 1054 | 495 | 406-470 | 451-578 | 483 |
| OVERALL DIMENSIONS   |  |  | SEAT DIMENSIONS         |         |             | BACK DIMENSIONS |      |      |                 |      |      |      |      |      |   |   |   |   |         |    |      |      |         |             |    |    |        |     |      |     |         |         |     |
| W  | D  | H  | W                       | D       | H           | W               | H    |      |                 |      |      |      |      |      |   |   |   |   |         |    |      |      |         |             |    |    |        |     |      |     |         |         |     |
| IN 25.5  | 23   | 41.5   | 19.5                    | 16-18.5 | 17.75-22.75 | 19              | 22   |      |                 |      |      |      |      |      |   |   |   |   |         |    |      |      |         |             |    |    |        |     |      |     |         |         |     |
| MM 648   | 584  | 1054   | 495                     | 406-470 | 451-578     | 483             | 559  |      |                 |      |      |      |      |      |   |   |   |   |         |    |      |      |         |             |    |    |        |     |      |     |         |         |     |

Ergonomic features:  
A, B, C, D, E, H, L, M, N, Q, R, U

GLOBAL ACCORD



model 2670-2



model 2670-2



model 2671-4



model 2676-2


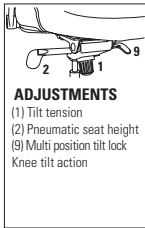


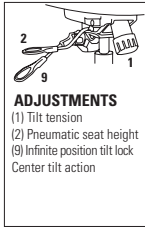

STANDARD FEATURES


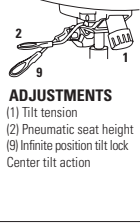

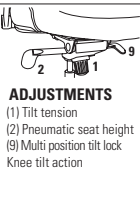


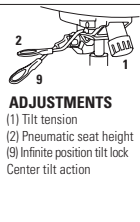


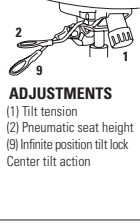

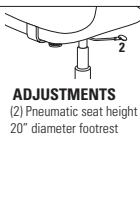

- Global Accord offers an elegant and refined design that features a sling back style that molds to and evenly supports the back and spine.
- Cast aluminum with a mirror finish accent the arms and base.
- Standard with soft, durable, self-skinned urethane (SSU) armcaps that are warm to the touch. Black only.
- All models are standard with a five prong, polished cast aluminum base with dual wheel carpet casters (C1).
- Standard with Global's high quality Soft Descent™ pneumatic lift which slowly and gently lowers the seat height of the chair making it easy to obtain the exact seat height you desire.
- Pedestal base models provide fixed location seating for use in auditoriums, classrooms, jury boxes, public venues and more. The base must be mounted to the floor (mounting hardware not included). See Pedestal Base Installation Guide on website for details.
- Mesh back models are available featuring a breathable mesh sling style back in 24 brilliant Vue colors: Sandy Beach (VU10), Desert Sand (VU11), Orange Sunset (VU12), Chocolate Fountain (VU13), Arctic Blue (VU14), Quarry Grey (VU15), Tidal Wave (VU16), Ivy Moss (VU17), Red Rose (VU18), Coal Black (VU19), White (VU20), Lime (VU21), Chartreuse (VU23), Pool Blue (VU26), Sky (VU28), Primary Blue (VU32), Tangerine (VU34), Paprika (VU37), Grain (VU40), Yellow (VU43), Silver Grey (VU55), Silver (VU63), Hot Pink (VU65) and Red Mittens (VU70). Please specify.
- Upholstery options (upholstered back models): fabric, vinyl or leather. Vinyl and leather models may feature stitch detail across the seat and/or back cushions, if applicable.


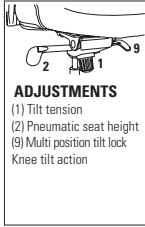


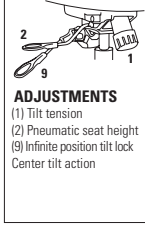


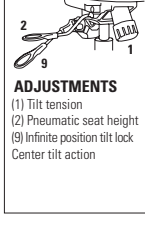

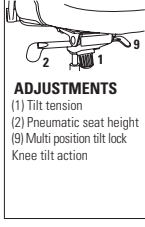


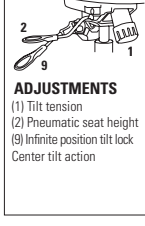

OPTIONAL FEATURES

- There are no arm options for this series.
- Optional Black plastic base (B5B) with aluminum arms combination. No upcharge.
- Seat available in memory foam, please specify (MF). Add \$106.
- For hard surface flooring casters, please specify (CSR). Add \$21.
- For additional caster options, please refer to the Arm and Caster section (page 347). *Optional casters may be priced higher than the standard casters for your chair and the difference will not be credited.*
- Pedestal base models have Black bases with 2" height adjustable cylinders, please specify: (SH) Swivel, auto return to max height. No upcharge. (SN) Non-swivel, auto return to max height. Add \$16. (SC) Swivel, auto return to center and return to max height. Add \$26.


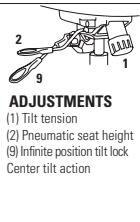

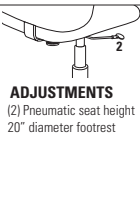



| DESCRIPTION  | FEATURES  | MODEL #  | STANDARD TEXTILE GRADES  |      |      |      |      |      |       |      |      |        |      |      |  |      |      |      |      |      |       |       |       |        |         |         |  |  |  |  |  |  |   |   |         |    |        |     |
|--|---|--|--|------|------|------|------|------|-------|------|------|--------|------|------|--|------|------|------|------|------|-------|-------|-------|--------|---------|---------|--|--|--|--|--|--|---|---|---------|----|--------|-----|
|  |   |  | 1  | 2    | 3    | 4    | 5    | 6    | 7     | 8    | 9    | 10     | 11   | 12   |  |      |      |      |      |      |       |       |       |        |         |         |  |  |  |  |  |  |   |   |         |    |        |     |
|  <p><b>HB Knee-Tilter - Upholstered Back</b><br/>COM: 2 YD   1.83 M<br/>Unit weight: 41 LB   18.6 KG<br/>Carton weight: 46 LB   20.87 KG<br/>Carton volume: 13 FT<sup>3</sup>   0.36 MT<sup>3</sup></p> |  <p><b>ADJUSTMENTS</b><br/>(1) Tilt tension<br/>(2) Pneumatic seat height<br/>(9) Multi position tilt lock<br/>Knee tilt action</p>      | <p>Ergonomic features:<br/>A, B, C, J, M, N, U</p> | <table border="1"> <tr> <td>2670-2</td> <td>1185</td> <td>1249</td> <td>1303</td> <td>1365</td> <td>1467</td> <td>1561</td> <td>1655</td> <td>1737</td> <td>1839</td> <td>1935</td> <td>2065</td> <td>2249</td> </tr> </table> |      |      |      |      |      |       |      |      |        |      |      | 2670-2   | 1185 | 1249 | 1303 | 1365 | 1467 | 1561  | 1655  | 1737  | 1839   | 1935    | 2065    | 2249   |  |  |  |  |  |   |   |         |    |        |     |
|  |   |  | 2670-2   | 1185 | 1249 | 1303 | 1365 | 1467 | 1561  | 1655 | 1737 | 1839   | 1935 | 2065 | 2249   |      |      |      |      |      |       |       |       |        |         |         |  |  |  |  |  |  |   |   |         |    |        |     |
|  |   |  | <p><b>OVERALL DIMENSIONS</b></p> <table border="1"> <tr> <th>W</th> <th>D</th> <th>H</th> </tr> <tr> <td>IN 25</td> <td>25</td> <td>44</td> </tr> <tr> <td>MM 635</td> <td>635</td> <td>1118</td> </tr> </table>               |      |      | W    | D    | H    | IN 25 | 25   | 44   | MM 635 | 635  | 1118 | <p><b>SEAT DIMENSIONS</b></p> <table border="1"> <tr> <th>W</th> <th>D</th> <th>H</th> </tr> <tr> <td>IN 19</td> <td>18-22</td> <td>18-22</td> </tr> <tr> <td>MM 483</td> <td>457-559</td> <td>457-559</td> </tr> </table> |      |      | W    | D    | H    | IN 19 | 18-22 | 18-22 | MM 483 | 457-559 | 457-559 | <p><b>BACK DIMENSIONS</b></p> <table border="1"> <tr> <th>W</th> <th>H</th> </tr> <tr> <td>IN 18.5</td> <td>23</td> </tr> <tr> <td>MM 470</td> <td>584</td> </tr> </table> |  |  |  |  |  | W | H | IN 18.5 | 23 | MM 470 | 584 |
|  |   |  | W  | D    | H    |      |      |      |       |      |      |        |      |      |  |      |      |      |      |      |       |       |       |        |         |         |  |  |  |  |  |  |   |   |         |    |        |     |
| IN 25  | 25  | 44   |  |      |      |      |      |      |       |      |      |        |      |      |  |      |      |      |      |      |       |       |       |        |         |         |  |  |  |  |  |  |   |   |         |    |        |     |
| MM 635   | 635   | 1118   |  |      |      |      |      |      |       |      |      |        |      |      |  |      |      |      |      |      |       |       |       |        |         |         |  |  |  |  |  |  |   |   |         |    |        |     |
| W  | D   | H  |  |      |      |      |      |      |       |      |      |        |      |      |  |      |      |      |      |      |       |       |       |        |         |         |  |  |  |  |  |  |   |   |         |    |        |     |
| IN 19  | 18-22   | 18-22  |  |      |      |      |      |      |       |      |      |        |      |      |  |      |      |      |      |      |       |       |       |        |         |         |  |  |  |  |  |  |   |   |         |    |        |     |
| MM 483   | 457-559   | 457-559  |  |      |      |      |      |      |       |      |      |        |      |      |  |      |      |      |      |      |       |       |       |        |         |         |  |  |  |  |  |  |   |   |         |    |        |     |
| W  | H   |  |  |      |      |      |      |      |       |      |      |        |      |      |  |      |      |      |      |      |       |       |       |        |         |         |  |  |  |  |  |  |   |   |         |    |        |     |
| IN 18.5  | 23  |  |  |      |      |      |      |      |       |      |      |        |      |      |  |      |      |      |      |      |       |       |       |        |         |         |  |  |  |  |  |  |   |   |         |    |        |     |
| MM 470   | 584   |  |  |      |      |      |      |      |       |      |      |        |      |      |  |      |      |      |      |      |       |       |       |        |         |         |  |  |  |  |  |  |   |   |         |    |        |     |
| <p>RTA 1  1 per carton</p>  |   |  |  |      |      |      |      |      |       |      |      |        |      |      |  |      |      |      |      |      |       |       |       |        |         |         |  |  |  |  |  |  |   |   |         |    |        |     |
|  |   |  |  |      |      |      |      |      |       |      |      |        |      |      |  |      |      |      |      |      |       |       |       |        |         |         |  |  |  |  |  |  |   |   |         |    |        |     |
|  <p><b>HB Tilter - Upholstered Back</b><br/>COM: 2 YD   1.83 M<br/>Unit weight: 38 LB   17.3 KG<br/>Carton weight: 43 LB   19.5 KG<br/>Carton volume: 10.75 FT<sup>3</sup>   0.3 MT<sup>3</sup></p>     |  <p><b>ADJUSTMENTS</b><br/>(1) Tilt tension<br/>(2) Pneumatic seat height<br/>(9) Infinite position tilt lock<br/>Center tilt action</p> | <p>Ergonomic features:<br/>A, B, C, M, N, S, U</p> | <table border="1"> <tr> <td>2670-4</td> <td>1027</td> <td>1091</td> <td>1145</td> <td>1207</td> <td>1309</td> <td>1403</td> <td>1497</td> <td>1579</td> <td>1681</td> <td>1777</td> <td>1907</td> <td>2091</td> </tr> </table> |      |      |      |      |      |       |      |      |        |      |      | 2670-4   | 1027 | 1091 | 1145 | 1207 | 1309 | 1403  | 1497  | 1579  | 1681   | 1777    | 1907    | 2091   |  |  |  |  |  |   |   |         |    |        |     |
|  |   |  | 2670-4   | 1027 | 1091 | 1145 | 1207 | 1309 | 1403  | 1497 | 1579 | 1681   | 1777 | 1907 | 2091   |      |      |      |      |      |       |       |       |        |         |         |  |  |  |  |  |  |   |   |         |    |        |     |
|  |   |  | <p><b>OVERALL DIMENSIONS</b></p> <table border="1"> <tr> <th>W</th> <th>D</th> <th>H</th> </tr> <tr> <td>IN 25</td> <td>25</td> <td>42.5</td> </tr> <tr> <td>MM 635</td> <td>635</td> <td>1080</td> </tr> </table>             |      |      | W    | D    | H    | IN 25 | 25   | 42.5 | MM 635 | 635  | 1080 | <p><b>SEAT DIMENSIONS</b></p> <table border="1"> <tr> <th>W</th> <th>D</th> <th>H</th> </tr> <tr> <td>IN 19</td> <td>17-21</td> <td>17-21</td> </tr> <tr> <td>MM 483</td> <td>432-533</td> <td>432-533</td> </tr> </table> |      |      | W    | D    | H    | IN 19 | 17-21 | 17-21 | MM 483 | 432-533 | 432-533 | <p><b>BACK DIMENSIONS</b></p> <table border="1"> <tr> <th>W</th> <th>H</th> </tr> <tr> <td>IN 18.5</td> <td>23</td> </tr> <tr> <td>MM 470</td> <td>584</td> </tr> </table> |  |  |  |  |  | W | H | IN 18.5 | 23 | MM 470 | 584 |
|  |   |  | W  | D    | H    |      |      |      |       |      |      |        |      |      |  |      |      |      |      |      |       |       |       |        |         |         |  |  |  |  |  |  |   |   |         |    |        |     |
| IN 25  | 25  | 42.5   |  |      |      |      |      |      |       |      |      |        |      |      |  |      |      |      |      |      |       |       |       |        |         |         |  |  |  |  |  |  |   |   |         |    |        |     |
| MM 635   | 635   | 1080   |  |      |      |      |      |      |       |      |      |        |      |      |  |      |      |      |      |      |       |       |       |        |         |         |  |  |  |  |  |  |   |   |         |    |        |     |
| W  | D   | H  |  |      |      |      |      |      |       |      |      |        |      |      |  |      |      |      |      |      |       |       |       |        |         |         |  |  |  |  |  |  |   |   |         |    |        |     |
| IN 19  | 17-21   | 17-21  |  |      |      |      |      |      |       |      |      |        |      |      |  |      |      |      |      |      |       |       |       |        |         |         |  |  |  |  |  |  |   |   |         |    |        |     |
| MM 483   | 432-533   | 432-533  |  |      |      |      |      |      |       |      |      |        |      |      |  |      |      |      |      |      |       |       |       |        |         |         |  |  |  |  |  |  |   |   |         |    |        |     |
| W  | H   |  |  |      |      |      |      |      |       |      |      |        |      |      |  |      |      |      |      |      |       |       |       |        |         |         |  |  |  |  |  |  |   |   |         |    |        |     |
| IN 18.5  | 23  |  |  |      |      |      |      |      |       |      |      |        |      |      |  |      |      |      |      |      |       |       |       |        |         |         |  |  |  |  |  |  |   |   |         |    |        |     |
| MM 470   | 584   |  |  |      |      |      |      |      |       |      |      |        |      |      |  |      |      |      |      |      |       |       |       |        |         |         |  |  |  |  |  |  |   |   |         |    |        |     |
| <p>RTA 1  1 per carton</p>  |   |  |  |      |      |      |      |      |       |      |      |        |      |      |  |      |      |      |      |      |       |       |       |        |         |         |  |  |  |  |  |  |   |   |         |    |        |     |
|  |   |  |  |      |      |      |      |      |       |      |      |        |      |      |  |      |      |      |      |      |       |       |       |        |         |         |  |  |  |  |  |  |   |   |         |    |        |     |

| DESCRIPTION   | FEATURES  | MODEL #                   | STANDARD TEXTILE GRADES   |              |                        |      |      |                        |      |      |      |      |      |      |  |  |
|---|---|---------------------------|---|--------------|------------------------|------|------|------------------------|------|------|------|------|------|------|--|--|
|   |   |                           | 1   | 2            | 3                      | 4    | 5    | 6                      | 7    | 8    | 9    | 10   | 11   | 12   |  |  |
|  <p><b>HB Tilter - Upholstered Back Pedestal Base</b><br/>                     COM: 2 YD   1.83 M<br/>                     Unit weight: 39 LB   17.7 KG<br/>                     Carton weight: 47 LB   21.32 KG<br/>                     Carton volume: 10.75 FT<sup>3</sup>   0.3 MT<sup>3</sup></p>     |  <p><b>ADJUSTMENTS</b><br/>                     (1) Tilt tension<br/>                     (2) Pneumatic seat height<br/>                     (9) Infinite position tilt lock<br/>                     Center tilt action</p>   | <b>2670-4PB</b>           | 1256  | 1320         | 1374                   | 1436 | 1538 | 1632                   | 1726 | 1808 | 1910 | 2006 | 2136 | 2320 |  |  |
|   |   | <b>OVERALL DIMENSIONS</b> |   |              | <b>SEAT DIMENSIONS</b> |      |      | <b>BACK DIMENSIONS</b> |      |      |      |      |      |      |  |  |
|   |   | W D H                     |   |              | W D H                  |      |      | W H                    |      |      |      |      |      |      |  |  |
|   |   | IN 25 25 41               |   |              | 20 19 16.5-18.5        |      |      | 18.5 23                |      |      |      |      |      |      |  |  |
|   |   | MM 635 635 1041           |   |              | 508 483 419-470        |      |      | 470 584                |      |      |      |      |      |      |  |  |
| Ergonomic features:<br>A, B, C, M, N, S   |   | <b>RTA 1</b>              | 1 per carton  |              |                        |      |      |                        |      |      |      |      |      |      |  |  |
|  <p><b>MB Knee-Tilter - Upholstered Back</b><br/>                     COM: 1.75 YD   1.6 M<br/>                     Unit weight: 38 LB   17.3 KG<br/>                     Carton weight: 43 LB   19.5 KG<br/>                     Carton volume: 10.75 FT<sup>3</sup>   0.3 MT<sup>3</sup></p>             |  <p><b>ADJUSTMENTS</b><br/>                     (1) Tilt tension<br/>                     (2) Pneumatic seat height<br/>                     (9) Multi position tilt lock<br/>                     Knee tilt action</p>        | <b>2671-2</b>             | 1147  | 1203         | 1250                   | 1305 | 1394 | 1476                   | 1558 | 1630 | 1719 | 1803 | 1917 | 2078 |  |  |
|   |   | <b>OVERALL DIMENSIONS</b> |   |              | <b>SEAT DIMENSIONS</b> |      |      | <b>BACK DIMENSIONS</b> |      |      |      |      |      |      |  |  |
|   |   | W D H                     |   |              | W D H                  |      |      | W H                    |      |      |      |      |      |      |  |  |
|   |   | IN 25 25 38.5             |   |              | 20 19 18-22            |      |      | 18.5 18                |      |      |      |      |      |      |  |  |
|   |   | MM 635 635 978            |   |              | 508 483 457-559        |      |      | 470 457                |      |      |      |      |      |      |  |  |
| Ergonomic features:<br>A, B, C, J, M, N, U  |   | <b>RTA 1</b>              |    | 1 per carton |                        |      |      |                        |      |      |      |      |      |      |  |  |
|  <p><b>MB Tilter - Upholstered Back</b><br/>                     COM: 1.75 YD   1.6 M<br/>                     Unit weight: 35 LB   15.9 KG<br/>                     Carton weight: 40 LB   18.14 KG<br/>                     Carton volume: 10.75 FT<sup>3</sup>   0.3 MT<sup>3</sup></p>                 |  <p><b>ADJUSTMENTS</b><br/>                     (1) Tilt tension<br/>                     (2) Pneumatic seat height<br/>                     (9) Infinite position tilt lock<br/>                     Center tilt action</p>   | <b>2671-4</b>             | 988   | 1044         | 1091                   | 1146 | 1235 | 1317                   | 1399 | 1471 | 1560 | 1644 | 1758 | 1919 |  |  |
|   |   | <b>OVERALL DIMENSIONS</b> |   |              | <b>SEAT DIMENSIONS</b> |      |      | <b>BACK DIMENSIONS</b> |      |      |      |      |      |      |  |  |
|   |   | W D H                     |   |              | W D H                  |      |      | W H                    |      |      |      |      |      |      |  |  |
|   |   | IN 25 25 37               |   |              | 20 19 17-21            |      |      | 18.5 18                |      |      |      |      |      |      |  |  |
|   |   | MM 635 635 940            |   |              | 508 483 432-533        |      |      | 470 457                |      |      |      |      |      |      |  |  |
| Ergonomic features:<br>A, B, C, M, N, S, U  |   | <b>RTA 1</b>              |  | 1 per carton |                        |      |      |                        |      |      |      |      |      |      |  |  |
|  <p><b>MB Tilter - Upholstered Back Pedestal Base</b><br/>                     COM: 1.75 YD   1.6 M<br/>                     Unit weight: 36 LB   16.4 KG<br/>                     Carton weight: 44 LB   19.96 KG<br/>                     Carton volume: 10.75 FT<sup>3</sup>   0.3 MT<sup>3</sup></p> |  <p><b>ADJUSTMENTS</b><br/>                     (1) Tilt tension<br/>                     (2) Pneumatic seat height<br/>                     (9) Infinite position tilt lock<br/>                     Center tilt action</p> | <b>2671-4PB</b>           | 1218  | 1274         | 1321                   | 1376 | 1465 | 1547                   | 1629 | 1701 | 1790 | 1874 | 1988 | 2149 |  |  |
|   |   | <b>OVERALL DIMENSIONS</b> |   |              | <b>SEAT DIMENSIONS</b> |      |      | <b>BACK DIMENSIONS</b> |      |      |      |      |      |      |  |  |
|   |   | W D H                     |   |              | W D H                  |      |      | W H                    |      |      |      |      |      |      |  |  |
|   |   | IN 25 25 36               |   |              | 20 19 16.5-18.5        |      |      | 18.5 18                |      |      |      |      |      |      |  |  |
|   |   | MM 635 635 914            |   |              | 508 483 419-470        |      |      | 470 457                |      |      |      |      |      |      |  |  |
| Ergonomic features:<br>A, B, C, M, N, S   |   | <b>RTA 1</b>              | 1 per carton  |              |                        |      |      |                        |      |      |      |      |      |      |  |  |
|  <p><b>MB Stool - Upholstered Back</b><br/>                     COM: 1.75 YD   1.6 M<br/>                     Unit weight: 44 LB   20 KG<br/>                     Carton weight: 48 LB   21.77 KG<br/>                     Carton volume: 10.75 FT<sup>3</sup>   0.3 MT<sup>3</sup></p>                  |  <p><b>ADJUSTMENTS</b><br/>                     (2) Pneumatic seat height<br/>                     20" diameter footrest</p>   | <b>2672-6</b>             | 1177  | 1233         | 1280                   | 1335 | 1424 | 1506                   | 1588 | 1660 | 1749 | 1833 | 1947 | 2108 |  |  |
|   |   | <b>OVERALL DIMENSIONS</b> |   |              | <b>SEAT DIMENSIONS</b> |      |      | <b>BACK DIMENSIONS</b> |      |      |      |      |      |      |  |  |
|   |   | W D H                     |   |              | W D H                  |      |      | W H                    |      |      |      |      |      |      |  |  |
|   |   | IN 25 26 46.5             |   |              | 20 19 22.75-32.75      |      |      | 18.5 18                |      |      |      |      |      |      |  |  |
|   |   | MM 635 660 1181           |   |              | 508 483 578-832        |      |      | 470 457                |      |      |      |      |      |      |  |  |
| Ergonomic features:<br>C, M, N, U   |   | <b>RTA 1</b>              |  | 1 per carton |                        |      |      |                        |      |      |      |      |      |      |  |  |

| DESCRIPTION   | FEATURES  | MODEL #  | STANDARD TEXTILE GRADES  |      |         |                 |      |           |                 |      |      |      |    |    |                    |   |   |                 |   |   |                 |    |    |          |      |      |      |      |      |      |       |      |      |      |      |           |      |    |        |     |      |     |     |         |     |     |
|---|---|--|--|------|---------|-----------------|------|-----------|-----------------|------|------|------|----|----|--------------------|---|---|-----------------|---|---|-----------------|----|----|----------|------|------|------|------|------|------|-------|------|------|------|------|-----------|------|----|--------|-----|------|-----|-----|---------|-----|-----|
|   |   |  | 1  | 2    | 3       | 4               | 5    | 6         | 7               | 8    | 9    | 10   | 11 | 12 |                    |   |   |                 |   |   |                 |    |    |          |      |      |      |      |      |      |       |      |      |      |      |           |      |    |        |     |      |     |     |         |     |     |
|  <p><b>Mesh HB Knee-Tilter</b><br/>COM: 1 YD   0.91 M<br/>Unit weight: 41 LB   18.6 KG<br/>Carton weight: 46 LB   20.87 KG<br/>Carton volume: 13 FT³   0.36 MT³</p>  |  <p><b>ADJUSTMENTS</b><br/>(1) Tilt tension<br/>(2) Pneumatic seat height<br/>(9) Multi position tilt lock<br/>Knee tilt action</p>        | <p>Ergonomic features:<br/>A, B, C, J, M, N, U</p> | <table border="1"> <thead> <tr> <th colspan="3">OVERALL DIMENSIONS</th> <th colspan="3">SEAT DIMENSIONS</th> <th colspan="2">BACK DIMENSIONS</th> </tr> <tr> <th>W</th><th>D</th><th>H</th> <th>W</th><th>D</th><th>H</th> <th>W</th><th>H</th> </tr> </thead> <tbody> <tr> <td>IN 25</td><td>25</td><td>44</td> <td>20</td><td>19</td><td>18-22</td> <td>18.5</td><td>23</td> </tr> <tr> <td>MM 635</td><td>635</td><td>1118</td> <td>508</td><td>483</td><td>457-559</td> <td>470</td><td>584</td> </tr> </tbody> </table>     |      |         |                 |      |           |                 |      |      |      |    |    | OVERALL DIMENSIONS |   |   | SEAT DIMENSIONS |   |   | BACK DIMENSIONS |    | W  | D        | H    | W    | D    | H    | W    | H    | IN 25 | 25   | 44   | 20   | 19   | 18-22     | 18.5 | 23 | MM 635 | 635 | 1118 | 508 | 483 | 457-559 | 470 | 584 |
|   |   |  | OVERALL DIMENSIONS   |      |         | SEAT DIMENSIONS |      |           | BACK DIMENSIONS |      |      |      |    |    |                    |   |   |                 |   |   |                 |    |    |          |      |      |      |      |      |      |       |      |      |      |      |           |      |    |        |     |      |     |     |         |     |     |
|   |   |  | W  | D    | H       | W               | D    | H         | W               | H    |      |      |    |    |                    |   |   |                 |   |   |                 |    |    |          |      |      |      |      |      |      |       |      |      |      |      |           |      |    |        |     |      |     |     |         |     |     |
|   |   |  | IN 25  | 25   | 44      | 20              | 19   | 18-22     | 18.5            | 23   |      |      |    |    |                    |   |   |                 |   |   |                 |    |    |          |      |      |      |      |      |      |       |      |      |      |      |           |      |    |        |     |      |     |     |         |     |     |
| MM 635  | 635   | 1118   | 508  | 483  | 457-559 | 470             | 584  |           |                 |      |      |      |    |    |                    |   |   |                 |   |   |                 |    |    |          |      |      |      |      |      |      |       |      |      |      |      |           |      |    |        |     |      |     |     |         |     |     |
| <p><b>RTA 1</b>  1 per carton</p>  |   |  |  |      |         |                 |      |           |                 |      |      |      |    |    |                    |   |   |                 |   |   |                 |    |    |          |      |      |      |      |      |      |       |      |      |      |      |           |      |    |        |     |      |     |     |         |     |     |
| <table border="1"> <thead> <tr> <th>1</th><th>2</th><th>3</th><th>4</th><th>5</th><th>6</th><th>7</th><th>8</th><th>9</th><th>10</th><th>11</th><th>12</th> </tr> </thead> <tbody> <tr> <td>2676-2</td><td>1322</td><td>1354</td><td>1381</td><td>1412</td><td>1463</td><td>1510</td><td>1557</td><td>1598</td><td>1649</td><td>1697</td><td>1762</td><td>1854</td> </tr> </tbody> </table>   |   |  |  |      |         |                 |      |           |                 |      |      | 1    | 2  | 3  | 4                  | 5 | 6 | 7               | 8 | 9 | 10              | 11 | 12 | 2676-2   | 1322 | 1354 | 1381 | 1412 | 1463 | 1510 | 1557  | 1598 | 1649 | 1697 | 1762 | 1854      |      |    |        |     |      |     |     |         |     |     |
| 1   | 2   | 3  | 4  | 5    | 6       | 7               | 8    | 9         | 10              | 11   | 12   |      |    |    |                    |   |   |                 |   |   |                 |    |    |          |      |      |      |      |      |      |       |      |      |      |      |           |      |    |        |     |      |     |     |         |     |     |
| 2676-2  | 1322  | 1354   | 1381   | 1412 | 1463    | 1510            | 1557 | 1598      | 1649            | 1697 | 1762 | 1854 |    |    |                    |   |   |                 |   |   |                 |    |    |          |      |      |      |      |      |      |       |      |      |      |      |           |      |    |        |     |      |     |     |         |     |     |
|  <p><b>Mesh HB Tilter</b><br/>COM: 1 YD   0.91 M<br/>Unit weight: 38 LB   17.3 KG<br/>Carton weight: 43 LB   19.5 KG<br/>Carton volume: 10.75 FT³   0.3 MT³</p>  |  <p><b>ADJUSTMENTS</b><br/>(1) Tilt tension<br/>(2) Pneumatic seat height<br/>(9) Infinite position tilt lock<br/>Center tilt action</p>   | <p>Ergonomic features:<br/>A, B, C, M, N, S, U</p> | <table border="1"> <thead> <tr> <th colspan="3">OVERALL DIMENSIONS</th> <th colspan="3">SEAT DIMENSIONS</th> <th colspan="2">BACK DIMENSIONS</th> </tr> <tr> <th>W</th><th>D</th><th>H</th> <th>W</th><th>D</th><th>H</th> <th>W</th><th>H</th> </tr> </thead> <tbody> <tr> <td>IN 25</td><td>25</td><td>42.5</td> <td>20</td><td>19</td><td>17-21</td> <td>18.5</td><td>23</td> </tr> <tr> <td>MM 635</td><td>635</td><td>1080</td> <td>508</td><td>483</td><td>432-533</td> <td>470</td><td>584</td> </tr> </tbody> </table>   |      |         |                 |      |           |                 |      |      |      |    |    | OVERALL DIMENSIONS |   |   | SEAT DIMENSIONS |   |   | BACK DIMENSIONS |    | W  | D        | H    | W    | D    | H    | W    | H    | IN 25 | 25   | 42.5 | 20   | 19   | 17-21     | 18.5 | 23 | MM 635 | 635 | 1080 | 508 | 483 | 432-533 | 470 | 584 |
|   |   |  | OVERALL DIMENSIONS   |      |         | SEAT DIMENSIONS |      |           | BACK DIMENSIONS |      |      |      |    |    |                    |   |   |                 |   |   |                 |    |    |          |      |      |      |      |      |      |       |      |      |      |      |           |      |    |        |     |      |     |     |         |     |     |
|   |   |  | W  | D    | H       | W               | D    | H         | W               | H    |      |      |    |    |                    |   |   |                 |   |   |                 |    |    |          |      |      |      |      |      |      |       |      |      |      |      |           |      |    |        |     |      |     |     |         |     |     |
|   |   |  | IN 25  | 25   | 42.5    | 20              | 19   | 17-21     | 18.5            | 23   |      |      |    |    |                    |   |   |                 |   |   |                 |    |    |          |      |      |      |      |      |      |       |      |      |      |      |           |      |    |        |     |      |     |     |         |     |     |
| MM 635  | 635   | 1080   | 508  | 483  | 432-533 | 470             | 584  |           |                 |      |      |      |    |    |                    |   |   |                 |   |   |                 |    |    |          |      |      |      |      |      |      |       |      |      |      |      |           |      |    |        |     |      |     |     |         |     |     |
| <p><b>RTA 1</b>  1 per carton</p>  |   |  |  |      |         |                 |      |           |                 |      |      |      |    |    |                    |   |   |                 |   |   |                 |    |    |          |      |      |      |      |      |      |       |      |      |      |      |           |      |    |        |     |      |     |     |         |     |     |
| <table border="1"> <thead> <tr> <th>1</th><th>2</th><th>3</th><th>4</th><th>5</th><th>6</th><th>7</th><th>8</th><th>9</th><th>10</th><th>11</th><th>12</th> </tr> </thead> <tbody> <tr> <td>2676-4</td><td>1164</td><td>1196</td><td>1223</td><td>1254</td><td>1305</td><td>1352</td><td>1399</td><td>1440</td><td>1491</td><td>1539</td><td>1604</td><td>1696</td> </tr> </tbody> </table>   |   |  |  |      |         |                 |      |           |                 |      |      | 1    | 2  | 3  | 4                  | 5 | 6 | 7               | 8 | 9 | 10              | 11 | 12 | 2676-4   | 1164 | 1196 | 1223 | 1254 | 1305 | 1352 | 1399  | 1440 | 1491 | 1539 | 1604 | 1696      |      |    |        |     |      |     |     |         |     |     |
| 1   | 2   | 3  | 4  | 5    | 6       | 7               | 8    | 9         | 10              | 11   | 12   |      |    |    |                    |   |   |                 |   |   |                 |    |    |          |      |      |      |      |      |      |       |      |      |      |      |           |      |    |        |     |      |     |     |         |     |     |
| 2676-4  | 1164  | 1196   | 1223   | 1254 | 1305    | 1352            | 1399 | 1440      | 1491            | 1539 | 1604 | 1696 |    |    |                    |   |   |                 |   |   |                 |    |    |          |      |      |      |      |      |      |       |      |      |      |      |           |      |    |        |     |      |     |     |         |     |     |
|  <p><b>Mesh HB Tilter Pedestal Base</b><br/>COM: 1 YD   0.91 M<br/>Unit weight: 39 LB   17.7 KG<br/>Carton weight: 47 LB   21.32 KG<br/>Carton volume: 10.75 FT³   0.3 MT³</p>   |  <p><b>ADJUSTMENTS</b><br/>(1) Tilt tension<br/>(2) Pneumatic seat height<br/>(9) Infinite position tilt lock<br/>Center tilt action</p>  | <p>Ergonomic features:<br/>A, B, C, M, N, S</p>    | <table border="1"> <thead> <tr> <th colspan="3">OVERALL DIMENSIONS</th> <th colspan="3">SEAT DIMENSIONS</th> <th colspan="2">BACK DIMENSIONS</th> </tr> <tr> <th>W</th><th>D</th><th>H</th> <th>W</th><th>D</th><th>H</th> <th>W</th><th>H</th> </tr> </thead> <tbody> <tr> <td>IN 25</td><td>25</td><td>41</td> <td>20</td><td>19</td><td>16.5-18.5</td> <td>18.5</td><td>23</td> </tr> <tr> <td>MM 635</td><td>635</td><td>1041</td> <td>508</td><td>483</td><td>419-470</td> <td>470</td><td>584</td> </tr> </tbody> </table> |      |         |                 |      |           |                 |      |      |      |    |    | OVERALL DIMENSIONS |   |   | SEAT DIMENSIONS |   |   | BACK DIMENSIONS |    | W  | D        | H    | W    | D    | H    | W    | H    | IN 25 | 25   | 41   | 20   | 19   | 16.5-18.5 | 18.5 | 23 | MM 635 | 635 | 1041 | 508 | 483 | 419-470 | 470 | 584 |
|   |   |  | OVERALL DIMENSIONS   |      |         | SEAT DIMENSIONS |      |           | BACK DIMENSIONS |      |      |      |    |    |                    |   |   |                 |   |   |                 |    |    |          |      |      |      |      |      |      |       |      |      |      |      |           |      |    |        |     |      |     |     |         |     |     |
|   |   |  | W  | D    | H       | W               | D    | H         | W               | H    |      |      |    |    |                    |   |   |                 |   |   |                 |    |    |          |      |      |      |      |      |      |       |      |      |      |      |           |      |    |        |     |      |     |     |         |     |     |
|   |   |  | IN 25  | 25   | 41      | 20              | 19   | 16.5-18.5 | 18.5            | 23   |      |      |    |    |                    |   |   |                 |   |   |                 |    |    |          |      |      |      |      |      |      |       |      |      |      |      |           |      |    |        |     |      |     |     |         |     |     |
| MM 635  | 635   | 1041   | 508  | 483  | 419-470 | 470             | 584  |           |                 |      |      |      |    |    |                    |   |   |                 |   |   |                 |    |    |          |      |      |      |      |      |      |       |      |      |      |      |           |      |    |        |     |      |     |     |         |     |     |
| <p><b>RTA 1</b> 1 per carton</p>  |   |  |  |      |         |                 |      |           |                 |      |      |      |    |    |                    |   |   |                 |   |   |                 |    |    |          |      |      |      |      |      |      |       |      |      |      |      |           |      |    |        |     |      |     |     |         |     |     |
| <table border="1"> <thead> <tr> <th>1</th><th>2</th><th>3</th><th>4</th><th>5</th><th>6</th><th>7</th><th>8</th><th>9</th><th>10</th><th>11</th><th>12</th> </tr> </thead> <tbody> <tr> <td>2676-4PB</td><td>1394</td><td>1426</td><td>1453</td><td>1484</td><td>1535</td><td>1582</td><td>1629</td><td>1670</td><td>1721</td><td>1769</td><td>1834</td><td>1926</td> </tr> </tbody> </table> |   |  |  |      |         |                 |      |           |                 |      |      | 1    | 2  | 3  | 4                  | 5 | 6 | 7               | 8 | 9 | 10              | 11 | 12 | 2676-4PB | 1394 | 1426 | 1453 | 1484 | 1535 | 1582 | 1629  | 1670 | 1721 | 1769 | 1834 | 1926      |      |    |        |     |      |     |     |         |     |     |
| 1   | 2   | 3  | 4  | 5    | 6       | 7               | 8    | 9         | 10              | 11   | 12   |      |    |    |                    |   |   |                 |   |   |                 |    |    |          |      |      |      |      |      |      |       |      |      |      |      |           |      |    |        |     |      |     |     |         |     |     |
| 2676-4PB  | 1394  | 1426   | 1453   | 1484 | 1535    | 1582            | 1629 | 1670      | 1721            | 1769 | 1834 | 1926 |    |    |                    |   |   |                 |   |   |                 |    |    |          |      |      |      |      |      |      |       |      |      |      |      |           |      |    |        |     |      |     |     |         |     |     |
|  <p><b>Mesh MB Knee-Tilter</b><br/>COM: 1 YD   0.91 M<br/>Unit weight: 38 LB   17.3 KG<br/>Carton weight: 43 LB   19.5 KG<br/>Carton volume: 10.75 FT³   0.3 MT³</p>   |  <p><b>ADJUSTMENTS</b><br/>(1) Tilt tension<br/>(2) Pneumatic seat height<br/>(9) Multi position tilt lock<br/>Knee tilt action</p>      | <p>Ergonomic features:<br/>A, B, C, J, M, N, U</p> | <table border="1"> <thead> <tr> <th colspan="3">OVERALL DIMENSIONS</th> <th colspan="3">SEAT DIMENSIONS</th> <th colspan="2">BACK DIMENSIONS</th> </tr> <tr> <th>W</th><th>D</th><th>H</th> <th>W</th><th>D</th><th>H</th> <th>W</th><th>H</th> </tr> </thead> <tbody> <tr> <td>IN 25</td><td>25</td><td>38.5</td> <td>20</td><td>19</td><td>18-22</td> <td>18.5</td><td>18</td> </tr> <tr> <td>MM 635</td><td>635</td><td>978</td> <td>508</td><td>483</td><td>457-559</td> <td>470</td><td>457</td> </tr> </tbody> </table>    |      |         |                 |      |           |                 |      |      |      |    |    | OVERALL DIMENSIONS |   |   | SEAT DIMENSIONS |   |   | BACK DIMENSIONS |    | W  | D        | H    | W    | D    | H    | W    | H    | IN 25 | 25   | 38.5 | 20   | 19   | 18-22     | 18.5 | 18 | MM 635 | 635 | 978  | 508 | 483 | 457-559 | 470 | 457 |
|   |   |  | OVERALL DIMENSIONS   |      |         | SEAT DIMENSIONS |      |           | BACK DIMENSIONS |      |      |      |    |    |                    |   |   |                 |   |   |                 |    |    |          |      |      |      |      |      |      |       |      |      |      |      |           |      |    |        |     |      |     |     |         |     |     |
|   |   |  | W  | D    | H       | W               | D    | H         | W               | H    |      |      |    |    |                    |   |   |                 |   |   |                 |    |    |          |      |      |      |      |      |      |       |      |      |      |      |           |      |    |        |     |      |     |     |         |     |     |
|   |   |  | IN 25  | 25   | 38.5    | 20              | 19   | 18-22     | 18.5            | 18   |      |      |    |    |                    |   |   |                 |   |   |                 |    |    |          |      |      |      |      |      |      |       |      |      |      |      |           |      |    |        |     |      |     |     |         |     |     |
| MM 635  | 635   | 978  | 508  | 483  | 457-559 | 470             | 457  |           |                 |      |      |      |    |    |                    |   |   |                 |   |   |                 |    |    |          |      |      |      |      |      |      |       |      |      |      |      |           |      |    |        |     |      |     |     |         |     |     |
| <p><b>RTA 1</b>  1 per carton</p>  |   |  |  |      |         |                 |      |           |                 |      |      |      |    |    |                    |   |   |                 |   |   |                 |    |    |          |      |      |      |      |      |      |       |      |      |      |      |           |      |    |        |     |      |     |     |         |     |     |
| <table border="1"> <thead> <tr> <th>1</th><th>2</th><th>3</th><th>4</th><th>5</th><th>6</th><th>7</th><th>8</th><th>9</th><th>10</th><th>11</th><th>12</th> </tr> </thead> <tbody> <tr> <td>2677-2</td><td>1269</td><td>1301</td><td>1328</td><td>1359</td><td>1410</td><td>1457</td><td>1504</td><td>1545</td><td>1596</td><td>1644</td><td>1709</td><td>1801</td> </tr> </tbody> </table>   |   |  |  |      |         |                 |      |           |                 |      |      | 1    | 2  | 3  | 4                  | 5 | 6 | 7               | 8 | 9 | 10              | 11 | 12 | 2677-2   | 1269 | 1301 | 1328 | 1359 | 1410 | 1457 | 1504  | 1545 | 1596 | 1644 | 1709 | 1801      |      |    |        |     |      |     |     |         |     |     |
| 1   | 2   | 3  | 4  | 5    | 6       | 7               | 8    | 9         | 10              | 11   | 12   |      |    |    |                    |   |   |                 |   |   |                 |    |    |          |      |      |      |      |      |      |       |      |      |      |      |           |      |    |        |     |      |     |     |         |     |     |
| 2677-2  | 1269  | 1301   | 1328   | 1359 | 1410    | 1457            | 1504 | 1545      | 1596            | 1644 | 1709 | 1801 |    |    |                    |   |   |                 |   |   |                 |    |    |          |      |      |      |      |      |      |       |      |      |      |      |           |      |    |        |     |      |     |     |         |     |     |
|  <p><b>Mesh MB Tilter</b><br/>COM: 1 YD   0.91 M<br/>Unit weight: 35 LB   15.9 KG<br/>Carton weight: 40 LB   18.14 KG<br/>Carton volume: 10.75 FT³   0.3 MT³</p>   |  <p><b>ADJUSTMENTS</b><br/>(1) Tilt tension<br/>(2) Pneumatic seat height<br/>(9) Infinite position tilt lock<br/>Center tilt action</p> | <p>Ergonomic features:<br/>A, B, C, M, N, S, U</p> | <table border="1"> <thead> <tr> <th colspan="3">OVERALL DIMENSIONS</th> <th colspan="3">SEAT DIMENSIONS</th> <th colspan="2">BACK DIMENSIONS</th> </tr> <tr> <th>W</th><th>D</th><th>H</th> <th>W</th><th>D</th><th>H</th> <th>W</th><th>H</th> </tr> </thead> <tbody> <tr> <td>IN 25</td><td>25</td><td>37</td> <td>20</td><td>19</td><td>17-21</td> <td>18.5</td><td>18</td> </tr> <tr> <td>MM 635</td><td>635</td><td>940</td> <td>508</td><td>483</td><td>432-533</td> <td>470</td><td>457</td> </tr> </tbody> </table>      |      |         |                 |      |           |                 |      |      |      |    |    | OVERALL DIMENSIONS |   |   | SEAT DIMENSIONS |   |   | BACK DIMENSIONS |    | W  | D        | H    | W    | D    | H    | W    | H    | IN 25 | 25   | 37   | 20   | 19   | 17-21     | 18.5 | 18 | MM 635 | 635 | 940  | 508 | 483 | 432-533 | 470 | 457 |
|   |   |  | OVERALL DIMENSIONS   |      |         | SEAT DIMENSIONS |      |           | BACK DIMENSIONS |      |      |      |    |    |                    |   |   |                 |   |   |                 |    |    |          |      |      |      |      |      |      |       |      |      |      |      |           |      |    |        |     |      |     |     |         |     |     |
|   |   |  | W  | D    | H       | W               | D    | H         | W               | H    |      |      |    |    |                    |   |   |                 |   |   |                 |    |    |          |      |      |      |      |      |      |       |      |      |      |      |           |      |    |        |     |      |     |     |         |     |     |
|   |   |  | IN 25  | 25   | 37      | 20              | 19   | 17-21     | 18.5            | 18   |      |      |    |    |                    |   |   |                 |   |   |                 |    |    |          |      |      |      |      |      |      |       |      |      |      |      |           |      |    |        |     |      |     |     |         |     |     |
| MM 635  | 635   | 940  | 508  | 483  | 432-533 | 470             | 457  |           |                 |      |      |      |    |    |                    |   |   |                 |   |   |                 |    |    |          |      |      |      |      |      |      |       |      |      |      |      |           |      |    |        |     |      |     |     |         |     |     |
| <p><b>RTA 1</b>  1 per carton</p>  |   |  |  |      |         |                 |      |           |                 |      |      |      |    |    |                    |   |   |                 |   |   |                 |    |    |          |      |      |      |      |      |      |       |      |      |      |      |           |      |    |        |     |      |     |     |         |     |     |
| <table border="1"> <thead> <tr> <th>1</th><th>2</th><th>3</th><th>4</th><th>5</th><th>6</th><th>7</th><th>8</th><th>9</th><th>10</th><th>11</th><th>12</th> </tr> </thead> <tbody> <tr> <td>2677-4</td><td>1110</td><td>1142</td><td>1169</td><td>1200</td><td>1251</td><td>1298</td><td>1345</td><td>1386</td><td>1437</td><td>1485</td><td>1550</td><td>1642</td> </tr> </tbody> </table>   |   |  |  |      |         |                 |      |           |                 |      |      | 1    | 2  | 3  | 4                  | 5 | 6 | 7               | 8 | 9 | 10              | 11 | 12 | 2677-4   | 1110 | 1142 | 1169 | 1200 | 1251 | 1298 | 1345  | 1386 | 1437 | 1485 | 1550 | 1642      |      |    |        |     |      |     |     |         |     |     |
| 1   | 2   | 3  | 4  | 5    | 6       | 7               | 8    | 9         | 10              | 11   | 12   |      |    |    |                    |   |   |                 |   |   |                 |    |    |          |      |      |      |      |      |      |       |      |      |      |      |           |      |    |        |     |      |     |     |         |     |     |
| 2677-4  | 1110  | 1142   | 1169   | 1200 | 1251    | 1298            | 1345 | 1386      | 1437            | 1485 | 1550 | 1642 |    |    |                    |   |   |                 |   |   |                 |    |    |          |      |      |      |      |      |      |       |      |      |      |      |           |      |    |        |     |      |     |     |         |     |     |



| DESCRIPTION   | FEATURES   | MODEL #         | STANDARD TEXTILE GRADES   |   |              |                        |           |                      |                        |           |      |      |      |      |  |  |
|---|--|-----------------|---------------------------|---|--------------|------------------------|-----------|----------------------|------------------------|-----------|------|------|------|------|--|--|
|   |  |                 | 1                         | 2   | 3            | 4                      | 5         | 6                    | 7                      | 8         | 9    | 10   | 11   | 12   |  |  |
|  <p><b>Mesh MB Tilter Pedestal Base</b><br/>                     COM: 1 YD   0.91 M<br/>                     Unit weight: 36 LB   16.4 KG<br/>                     Carton weight: 44 LB   19.96 KG<br/>                     Carton volume: 10.75 FT<sup>3</sup>   0.3 MT<sup>3</sup></p> |  <p><b>ADJUSTMENTS</b><br/>                     (1) Tilt tension<br/>                     (2) Pneumatic seat height<br/>                     (9) Infinite position tilt lock<br/>                     Center tilt action</p> <p>Ergonomic features:<br/>                     A, B, C, M, N, S</p> | <b>2677-4PB</b> | 1338                      | 1370  | 1397         | 1428                   | 1479      | 1526                 | 1573                   | 1614      | 1665 | 1713 | 1778 | 1870 |  |  |
|   |  |                 | <b>OVERALL DIMENSIONS</b> |   |              | <b>SEAT DIMENSIONS</b> |           |                      | <b>BACK DIMENSIONS</b> |           |      |      |      |      |  |  |
|   |  |                 | <b>W</b>                  | <b>D</b>  | <b>H</b>     | <b>W</b>               | <b>D</b>  | <b>H</b>             | <b>W</b>               | <b>H</b>  |      |      |      |      |  |  |
|   |  |                 | IN 25<br>MM 635           | 25<br>635   | 36<br>914    | 20<br>508              | 19<br>483 | 16.5-18.5<br>419-470 | 18.5<br>470            | 18<br>457 |      |      |      |      |  |  |
|   |  |                 | <b>RTA 1</b>              | 1 per carton  |              |                        |           |                      |                        |           |      |      |      |      |  |  |
|  <p><b>Mesh MB Stool</b><br/>                     COM: 1 YD   0.91 M<br/>                     Unit weight: 44 LB   20 KG<br/>                     Carton weight: 48 LB   21.77 KG<br/>                     Carton volume: 10.75 FT<sup>3</sup>   0.3 MT<sup>3</sup></p>                  |  <p><b>ADJUSTMENTS</b><br/>                     (2) Pneumatic seat height<br/>                     20" diameter footrest</p> <p>Ergonomic features:<br/>                     C, M, N, U</p>   | <b>2678-6</b>   | 1297                      | 1329  | 1356         | 1387                   | 1438      | 1485                 | 1532                   | 1573      | 1624 | 1672 | 1737 | 1829 |  |  |
|   |  |                 | <b>OVERALL DIMENSIONS</b> |   |              | <b>SEAT DIMENSIONS</b> |           |                      | <b>BACK DIMENSIONS</b> |           |      |      |      |      |  |  |
|   |  |                 | <b>W</b>                  | <b>D</b>  | <b>H</b>     | <b>W</b>               | <b>D</b>  | <b>H</b>             | <b>W</b>               | <b>H</b>  |      |      |      |      |  |  |
|   |  |                 | IN 25<br>MM 635           | 26<br>660   | 47<br>1194   | 20<br>508              | 19<br>483 | 23.5-33.5<br>597-851 | 18.5<br>470            | 18<br>457 |      |      |      |      |  |  |
|   |  |                 | <b>RTA 1</b>              |  | 1 per carton |                        |           |                      |                        |           |      |      |      |      |  |  |

GRANADA



model 3212 (3N)




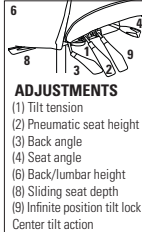


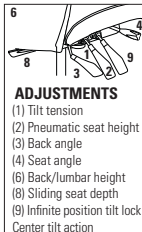


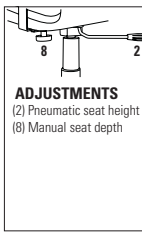

model 3217


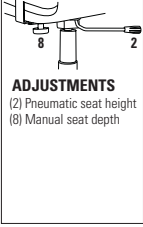


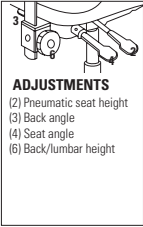


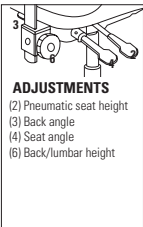


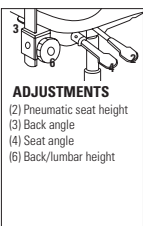

STANDARD FEATURES

- Features a sculpted back with pronounced lumbar support.
- Side activated sliding seat depth adjustment (**MD**) is standard on multi-tilters.
- Standard with height and width adjustable T-arms with curved urethane armcaps (**3N**) in Black only.
- Vari-Width (**WA**) width adjustable arm extensions are standard when chair is ordered with adjustable arms. Allows the arms to move away from the seat by 2" on each side to allow space if desired for broader hip widths.
- All models are standard with a five prong, injection molded, fiberglass reinforced nylon Black base with dual wheel carpet casters (**C65**).
- Base is available in Black only.
- All models (except stool models) are shipped partially KD.
- Stools are equipped with a 20" diameter, height adjustable Chrome footrest.
- Granada heavy duty models can be found under the Heavy Duty section (page 331).
- Upholstery options: fabric or vinyl only. When upholstered in vinyl, models may feature stitch detail across the seat and/or back cushions and additional wrinkling may occur around seat perimeter and outside back will be attached with decorative screws.

OPTIONAL FEATURES

- Seat available in molded foam, please specify (**MLD**). No upcharge.
- Optional abrasion resistant outer back fabric (polyester) is available. Resistant to impact damage. Available in Black only. Please specify (**BKB**). Add \$9.
- Available with back edge vinyl bumper guard option (**EG**). Add \$22.
- For hard surface flooring casters, please specify (**C65R**). Add \$21.
- For additional arm/caster options, please refer to the Arm and Caster section (page 347). *Optional casters may be priced higher than the standard casters for your chair and the difference will be charged. Lower priced optional casters will not be credited.*

| DESCRIPTION   | FEATURES  | MODEL #            | STANDARD TEXTILE GRADES   |   |              |                        |          |           |                        |           |      |      |      |      |  |  |
|---|---|--------------------|---------------------------|---|--------------|------------------------|----------|-----------|------------------------|-----------|------|------|------|------|--|--|
|   |   |                    | 1                         | 2   | 3            | 4                      | 5        | 6         | 7                      | 8         | 9    | 10   | 11   | 12   |  |  |
|  <p><b>LB Multi-Tilter Plain Back</b><br/>COM: 1.5 YD   1.37 M<br/>Unit weight: 48 LB   21.8 KG<br/>Carton weight: 57 LB   25.85 KG<br/>Carton volume: 9.25 FT³   0.26 MT³</p>  |  <p><b>ADJUSTMENTS</b><br/>(1) Tilt tension<br/>(2) Pneumatic seat height<br/>(3) Back angle<br/>(4) Seat angle<br/>(6) Back/lumbar height<br/>(8) Sliding seat depth<br/>(9) Infinite position tilt lock<br/>Center tilt action</p>  | <p><b>3212</b></p> | 888                       | 936   | 977          | 1023                   | 1100     | 1170      | 1241                   | 1302      | 1379 | 1451 | 1548 | 1686 |  |  |
|   |   |                    | <b>OVERALL DIMENSIONS</b> |   |              | <b>SEAT DIMENSIONS</b> |          |           | <b>BACK DIMENSIONS</b> |           |      |      |      |      |  |  |
|   |   |                    | <b>W</b>                  | <b>D</b>  | <b>H</b>     | <b>W</b>               | <b>D</b> | <b>H</b>  | <b>W</b>               | <b>H</b>  |      |      |      |      |  |  |
|   |   |                    | IN 26                     | 24  | 40           | 20.5                   | 17-19.5  | 17.5-21.5 | 19                     | 17.5-21.5 |      |      |      |      |  |  |
| MM 660  | 610   | 1016               | 521                       | 432-495   | 445-546      | 483                    | 445-546  |           |                        |           |      |      |      |      |  |  |
|   |   |                    | <b>RTA 2</b>              |  | 1 per carton |                        |          |           |                        |           |      |      |      |      |  |  |
|  <p><b>HB Multi-Tilter Plain Back</b><br/>COM: 1.75 YD   1.6 M<br/>Unit weight: 51 LB   23.2 KG<br/>Carton weight: 60 LB   27.22 KG<br/>Carton volume: 10.5 FT³   0.29 MT³</p> |  <p><b>ADJUSTMENTS</b><br/>(1) Tilt tension<br/>(2) Pneumatic seat height<br/>(3) Back angle<br/>(4) Seat angle<br/>(6) Back/lumbar height<br/>(8) Sliding seat depth<br/>(9) Infinite position tilt lock<br/>Center tilt action</p> | <p><b>3217</b></p> | 926                       | 982   | 1029         | 1084                   | 1173     | 1255      | 1337                   | 1409      | 1498 | 1582 | 1696 | 1857 |  |  |
|   |   |                    | <b>OVERALL DIMENSIONS</b> |   |              | <b>SEAT DIMENSIONS</b> |          |           | <b>BACK DIMENSIONS</b> |           |      |      |      |      |  |  |
|   |   |                    | <b>W</b>                  | <b>D</b>  | <b>H</b>     | <b>W</b>               | <b>D</b> | <b>H</b>  | <b>W</b>               | <b>H</b>  |      |      |      |      |  |  |
|   |   |                    | IN 26                     | 24.5  | 43           | 20.5                   | 17-19.5  | 17.5-21.5 | 19                     | 21.5-25.5 |      |      |      |      |  |  |
| MM 660  | 622   | 1092               | 521                       | 432-495   | 445-546      | 483                    | 546-648  |           |                        |           |      |      |      |      |  |  |
|   |   |                    | <b>RTA 2</b>              |  | 1 per carton |                        |          |           |                        |           |      |      |      |      |  |  |
|  <p><b>LB Task Armless Plain Back</b><br/>COM: 1.5 YD   1.37 M<br/>Unit weight: 28 LB   12.7 KG<br/>Carton weight: 32 LB   14.51 KG<br/>Carton volume: 9.25 FT³   0.26 MT³</p> |  <p><b>ADJUSTMENTS</b><br/>(2) Pneumatic seat height<br/>(8) Manual seat depth</p>   | <p><b>3254</b></p> | 518                       | 566   | 607          | 653                    | 730      | 800       | 871                    | 932       | 1009 | 1081 | 1178 | 1316 |  |  |
|   |   |                    | <b>OVERALL DIMENSIONS</b> |   |              | <b>SEAT DIMENSIONS</b> |          |           | <b>BACK DIMENSIONS</b> |           |      |      |      |      |  |  |
|   |   |                    | <b>W</b>                  | <b>D</b>  | <b>H</b>     | <b>W</b>               | <b>D</b> | <b>H</b>  | <b>W</b>               | <b>H</b>  |      |      |      |      |  |  |
|   |   |                    | IN 21                     | 24  | 38           | 20.5                   | 17.5-19  | 17-22     | 19                     | 19        |      |      |      |      |  |  |
| MM 533  | 610   | 965                | 521                       | 445-483   | 432-559      | 483                    | 483      |           |                        |           |      |      |      |      |  |  |
|   |   |                    | <b>RTA 2</b>              |  | 1 per carton |                        |          |           |                        |           |      |      |      |      |  |  |

| DESCRIPTION   | FEATURES   | MODEL #  | STANDARD TEXTILE GRADES |   |                           |             |            |                        |                    |                      |                        |                      |      |      |      |      |      |  |  |  |
|---|--|--|-------------------------|---|---------------------------|-------------|------------|------------------------|--------------------|----------------------|------------------------|----------------------|------|------|------|------|------|--|--|--|
|   |  |  | 1                       | 2   | 3                         | 4           | 5          | 6                      | 7                  | 8                    | 9                      | 10                   | 11   | 12   |      |      |      |  |  |  |
|  <p><b>LB Task w/Arm Plain Back</b><br/>COM: 1.5 YD   1.37 M<br/>Unit weight: 36 LB   16.4 KG<br/>Carton weight: 40 LB   18.14 KG<br/>Carton volume: 9.25 FT³   0.26 MT³</p>           |  <p><b>ADJUSTMENTS</b><br/>(2) Pneumatic seat height<br/>(8) Manual seat depth</p>  | <p>Ergonomic features:<br/>C, E, H, M, N, Q</p>          | <p><b>RTA 2</b></p>     | <p> 1 per carton</p>   | 1                         | 2           | 3          | 4                      | 5                  | 6                    | 7                      | 8                    | 9    | 10   | 11   | 12   |      |  |  |  |
|   |  |  |                         |   | 3255                      | 639         | 687        | 728                    | 774                | 851                  | 921                    | 992                  | 1053 | 1130 | 1202 | 1299 | 1437 |  |  |  |
|   |  |  |                         |   | <b>OVERALL DIMENSIONS</b> |             |            | <b>SEAT DIMENSIONS</b> |                    |                      | <b>BACK DIMENSIONS</b> |                      |      |      |      |      |      |  |  |  |
|   |  |  |                         |   | <b>W</b>                  | <b>D</b>    | <b>H</b>   | <b>W</b>               | <b>D</b>           | <b>H</b>             | <b>W</b>               | <b>H</b>             |      |      |      |      |      |  |  |  |
|   |  |  |                         |   | IN 26<br>MM 660           | 24<br>610   | 38<br>965  | 20.5<br>521            | 17.5-19<br>445-483 | 17-22<br>432-559     | 19<br>483              | 19<br>483            |      |      |      |      |      |  |  |  |
|  <p><b>LB Operator w/Arms/Plain Back</b><br/>COM: 1.5 YD   1.37 M<br/>Unit weight: 42 LB   19.1 KG<br/>Carton weight: 46 LB   20.87 KG<br/>Carton volume: 9.25 FT³   0.26 MT³</p>      |  <p><b>ADJUSTMENTS</b><br/>(2) Pneumatic seat height<br/>(3) Back angle<br/>(4) Seat angle<br/>(6) Back/lumbar height</p>   | <p>Ergonomic features:<br/>C, D, F, G, H, M, N, O, S</p> | <p><b>RTA 2</b></p>     | <p> 1 per carton</p>   | 1                         | 2           | 3          | 4                      | 5                  | 6                    | 7                      | 8                    | 9    | 10   | 11   | 12   |      |  |  |  |
|   |  |  |                         |   | 3275                      | 848         | 896        | 937                    | 983                | 1060                 | 1130                   | 1201                 | 1262 | 1339 | 1411 | 1508 | 1646 |  |  |  |
|   |  |  |                         |   | <b>OVERALL DIMENSIONS</b> |             |            | <b>SEAT DIMENSIONS</b> |                    |                      | <b>BACK DIMENSIONS</b> |                      |      |      |      |      |      |  |  |  |
|   |  |  |                         |   | <b>W</b>                  | <b>D</b>    | <b>H</b>   | <b>W</b>               | <b>D</b>           | <b>H</b>             | <b>W</b>               | <b>H</b>             |      |      |      |      |      |  |  |  |
|   |  |  |                         |   | IN 26<br>MM 660           | 22.5<br>572 | 39<br>991  | 20.5<br>521            | 17.5<br>445        | 17-22<br>432-559     | 19<br>483              | 17.5-21.5<br>445-546 |      |      |      |      |      |  |  |  |
|  <p><b>Operator Stool Armless/Plain Back</b><br/>COM: 1.5 YD   1.37 M<br/>Unit weight: 39 LB   17.7 KG<br/>Carton weight: 43 LB   19.5 KG<br/>Carton volume: 9.25 FT³   0.26 MT³</p>   |  <p><b>ADJUSTMENTS</b><br/>(2) Pneumatic seat height<br/>(3) Back angle<br/>(4) Seat angle<br/>(6) Back/lumbar height</p>  | <p>Ergonomic features:<br/>C, D, F, G, M, N</p>          | <p><b>RTA 2</b></p>     | <p> 1 per carton</p> | 1                         | 2           | 3          | 4                      | 5                  | 6                    | 7                      | 8                    | 9    | 10   | 11   | 12   |      |  |  |  |
|   |  |  |                         |   | 3278                      | 958         | 1006       | 1047                   | 1093               | 1170                 | 1240                   | 1311                 | 1372 | 1449 | 1521 | 1618 | 1756 |  |  |  |
|   |  |  |                         |   | <b>OVERALL DIMENSIONS</b> |             |            | <b>SEAT DIMENSIONS</b> |                    |                      | <b>BACK DIMENSIONS</b> |                      |      |      |      |      |      |  |  |  |
|   |  |  |                         |   | <b>W</b>                  | <b>D</b>    | <b>H</b>   | <b>W</b>               | <b>D</b>           | <b>H</b>             | <b>W</b>               | <b>H</b>             |      |      |      |      |      |  |  |  |
|   |  |  |                         |   | IN 21<br>MM 533           | 23.5<br>597 | 48<br>1219 | 20.5<br>521            | 17.5<br>445        | 23.5-33.5<br>597-851 | 19<br>483              | 17.5-21.5<br>445-546 |      |      |      |      |      |  |  |  |
|  <p><b>Operator Stool w/Arms/Plain Back</b><br/>COM: 1.5 YD   1.37 M<br/>Unit weight: 47 LB   21.4 KG<br/>Carton weight: 51 LB   23.13 KG<br/>Carton volume: 9.25 FT³   0.26 MT³</p> |  <p><b>ADJUSTMENTS</b><br/>(2) Pneumatic seat height<br/>(3) Back angle<br/>(4) Seat angle<br/>(6) Back/lumbar height</p> | <p>Ergonomic features:<br/>C, D, F, G, H, M, N, Q</p>    | <p><b>RTA 2</b></p>     | <p> 1 per carton</p> | 1                         | 2           | 3          | 4                      | 5                  | 6                    | 7                      | 8                    | 9    | 10   | 11   | 12   |      |  |  |  |
|   |  |  |                         |   | 3288                      | 1077        | 1125       | 1166                   | 1212               | 1289                 | 1359                   | 1430                 | 1491 | 1568 | 1640 | 1737 | 1875 |  |  |  |
|   |  |  |                         |   | <b>OVERALL DIMENSIONS</b> |             |            | <b>SEAT DIMENSIONS</b> |                    |                      | <b>BACK DIMENSIONS</b> |                      |      |      |      |      |      |  |  |  |
|   |  |  |                         |   | <b>W</b>                  | <b>D</b>    | <b>H</b>   | <b>W</b>               | <b>D</b>           | <b>H</b>             | <b>W</b>               | <b>H</b>             |      |      |      |      |      |  |  |  |
|   |  |  |                         |   | IN 26<br>MM 660           | 23.5<br>597 | 48<br>1219 | 20.5<br>521            | 17.5<br>445        | 23.5-33.5<br>597-851 | 19<br>483              | 17.5-21.5<br>445-546 |      |      |      |      |      |  |  |  |

GRANADA DELUXE



model 1170-3




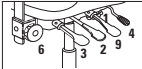

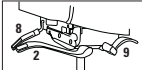




model 1171-3


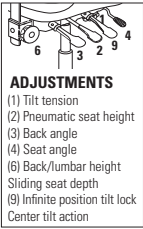


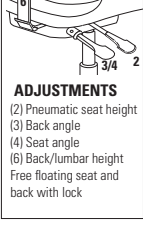


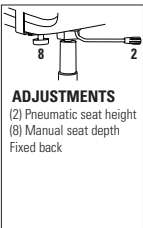


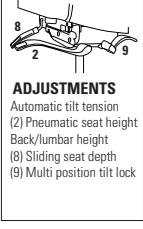


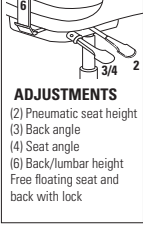

STANDARD FEATURES


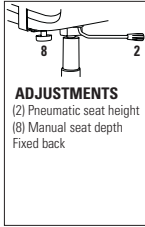






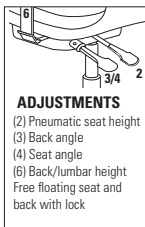


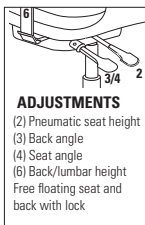

- Granada Deluxe offers dramatic seating comfort. Cushions are more contoured, featuring BioPlush earth friendly foam.
- Standard with height and width adjustable T-arms with teardrop shaped urethane armcaps (3B).
- Standard with soft, durable, self-skinned urethane (SSU) armcaps that are warm to the touch.
- All models (except armchair and side chair) are standard with a five prong, injection molded, fiberglass reinforced nylon Black spider base with dual wheel carpet casters (C65).
- Base and frame are standard in Black.
- Granada Deluxe heavy duty models can be found under the Heavy Duty section (page 331).
- Upholstery options: fabric, vinyl or leather. Vinyl and leather models may feature stitch detail across the seat and/or back cushions, if applicable.


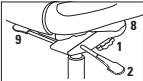


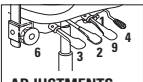


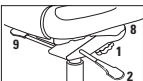


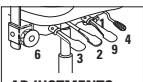

OPTIONAL FEATURES

- Seat depth adjustment is optional on model 1171-2, please specify (MD). Add \$32.
- Optional abrasion resistant outer back fabric (polyester) is available. Resistant to impact damage. Available in Black only. Please specify (BKB). Add \$9.
- Available with back edge vinyl bumper guard option (EG). Add \$22.
- Polished aluminum base with Black end guards (B2) is available, please specify (ALU). Add \$131.
- For hard surface flooring casters, please specify (C65R). Add \$21.
- For additional arm/caster options, please refer to the Arm and Caster section (page 347). *Optional casters may be priced higher than the standard casters for your chair and the difference will be charged. Lower priced optional casters will not be credited.*

| DESCRIPTION  | FEATURES  | MODEL #  | STANDARD TEXTILE GRADES   |             |              |                        |                    |                        |                        |                     |      |      |      |      |      |  |  |
|--|---|--|---------------------------|-------------|--------------|------------------------|--------------------|------------------------|------------------------|---------------------|------|------|------|------|------|--|--|
|  |   |  | 1                         | 2           | 3            | 4                      | 5                  | 6                      | 7                      | 8                   | 9    | 10   | 11   | 12   |      |  |  |
|  <p><b>HB Multi-Tilter</b><br/>COM: 2 YD   1.83 M<br/>Unit weight: 56 LB   25.5 KG<br/>Carton weight: 65 LB   29.48 KG<br/>Carton volume: 9.25 FT³   0.26 MT³</p>                         |  <p><b>ADJUSTMENTS</b><br/>(1) Tilt tension<br/>(2) Pneumatic seat height<br/>(3) Back angle<br/>(4) Seat angle<br/>(6) Back/lumbar height<br/>(8) Sliding seat depth<br/>(9) Infinite position tilt lock<br/>Center tilt action</p> | <p>Ergonomic features:<br/>A, B, C, D, E, F, G, H, M, N, Q, S, U</p> | 1170-3                    | 929         | 993          | 1047                   | 1109               | 1211                   | 1305                   | 1399                | 1481 | 1583 | 1679 | 1809 | 1993 |  |  |
|  |   |  | <b>OVERALL DIMENSIONS</b> |             |              | <b>SEAT DIMENSIONS</b> |                    |                        | <b>BACK DIMENSIONS</b> |                     |      |      |      |      |      |  |  |
|  |   |  | <b>W</b>                  | <b>D</b>    | <b>H</b>     | <b>W</b>               | <b>D</b>           | <b>H</b>               | <b>W</b>               | <b>H</b>            |      |      |      |      |      |  |  |
|  |   |  | IN 26<br>MM 660           | 23.5<br>597 | 45<br>1143   | 21<br>533              | 18-21<br>457-533   | 16-20<br>406-508       | 20<br>508              | 23-28.25<br>584-718 |      |      |      |      |      |  |  |
|  |   |  | RTA 2                     | courier     | 1 per carton |                        |                    |                        |                        |                     |      |      |      |      |      |  |  |
|  <p><b>HB Weight Sensing Synchro-Tilter</b><br/>COM: 2 YD   1.83 M<br/>Unit weight: 51 LB   23.2 KG<br/>Carton weight: 61 LB   27.67 KG<br/>Carton volume: 9.25 FT³   0.26 MT³</p>       |  <p><b>ADJUSTMENTS</b><br/>Automatic tilt tension<br/>(2) Pneumatic seat height<br/>Back/lumbar height<br/>(8) Sliding seat depth<br/>(9) Multi position tilt lock</p>  | <p>Ergonomic features:<br/>A, B, C, D, E, H, L, M, N, Q, U</p>       | 1170-8                    | 929         | 993          | 1047                   | 1109               | 1211                   | 1305                   | 1399                | 1481 | 1583 | 1679 | 1809 | 1993 |  |  |
|  |   |  | <b>OVERALL DIMENSIONS</b> |             |              | <b>SEAT DIMENSIONS</b> |                    |                        | <b>BACK DIMENSIONS</b> |                     |      |      |      |      |      |  |  |
|  |   |  | <b>W</b>                  | <b>D</b>    | <b>H</b>     | <b>W</b>               | <b>D</b>           | <b>H</b>               | <b>W</b>               | <b>H</b>            |      |      |      |      |      |  |  |
|  |   |  | IN 26<br>MM 660           | 23.5<br>597 | 44<br>1118   | 21<br>533              | 18-21<br>457-533   | 16.25-21.25<br>413-540 | 20<br>508              | 23-28.25<br>584-718 |      |      |      |      |      |  |  |
|  |   |  | RTA 2                     | courier     | 1 per carton |                        |                    |                        |                        |                     |      |      |      |      |      |  |  |
|  <p><b>MB Synchro-Tilter w/Back Angle Adj.</b><br/>COM: 1.75 YD   1.6 M<br/>Unit weight: 50 LB   22.7 KG<br/>Carton weight: 60 LB   27.22 KG<br/>Carton volume: 9.25 FT³   0.26 MT³</p> |  <p><b>ADJUSTMENTS</b><br/>(1) Tilt tension<br/>(2) Pneumatic seat height<br/>(3) Back angle<br/>Back/lumbar height<br/>(8) Sliding seat depth<br/>(9) Multi position tilt lock<br/>Anti kick back</p>                             | <p>Ergonomic features:<br/>A, B, C, D, E, G, H, L, M, N, Q, U</p>    | 1171-0                    | 888         | 944          | 991                    | 1046               | 1135                   | 1217                   | 1299                | 1371 | 1460 | 1544 | 1658 | 1819 |  |  |
|  |   |  | <b>OVERALL DIMENSIONS</b> |             |              | <b>SEAT DIMENSIONS</b> |                    |                        | <b>BACK DIMENSIONS</b> |                     |      |      |      |      |      |  |  |
|  |   |  | <b>W</b>                  | <b>D</b>    | <b>H</b>     | <b>W</b>               | <b>D</b>           | <b>H</b>               | <b>W</b>               | <b>H</b>            |      |      |      |      |      |  |  |
|  |   |  | IN 26<br>MM 660           | 23.5<br>597 | 43<br>1092   | 21<br>533              | 18-21<br>457-533   | 17.25-21.25<br>438-540 | 20<br>508              | 20-25.25<br>508-641 |      |      |      |      |      |  |  |
|  |   |  | RTA 2                     | courier     | 1 per carton |                        |                    |                        |                        |                     |      |      |      |      |      |  |  |
|  <p><b>MB Synchro Knee-Tilter</b><br/>COM: 1.75 YD   1.6 M<br/>Unit weight: 52 LB   23.6 KG<br/>Carton weight: 61 LB   27.67 KG<br/>Carton volume: 9.25 FT³   0.26 MT³</p>              |  <p><b>ADJUSTMENTS</b><br/>(1) Tilt tension<br/>(2) Pneumatic seat height<br/>Back angle<br/>Back/lumbar height<br/>(8) Sliding seat depth<br/>(9) Multi position tilt lock<br/>Synchro knee tilt action</p>                       | <p>Ergonomic features:<br/>A, B, C, D, G, H, J, L, M, N, Q, U</p>    | 1171-2                    | 1030        | 1086         | 1133                   | 1188               | 1277                   | 1359                   | 1441                | 1513 | 1602 | 1686 | 1800 | 1961 |  |  |
|  |   |  | <b>OVERALL DIMENSIONS</b> |             |              | <b>SEAT DIMENSIONS</b> |                    |                        | <b>BACK DIMENSIONS</b> |                     |      |      |      |      |      |  |  |
|  |   |  | <b>W</b>                  | <b>D</b>    | <b>H</b>     | <b>W</b>               | <b>D</b>           | <b>H</b>               | <b>W</b>               | <b>H</b>            |      |      |      |      |      |  |  |
|  |   |  | IN 26<br>MM 660           | 23.5<br>597 | 42.5<br>1080 | 21<br>533              | 18-20.5<br>457-521 | 16.5-20.5<br>419-521   | 20<br>508              | 20-25.25<br>508-641 |      |      |      |      |      |  |  |
|  |   |  | RTA 2                     | courier     | 1 per carton |                        |                    |                        |                        |                     |      |      |      |      |      |  |  |

| DESCRIPTION   | FEATURES  | MODEL #  | STANDARD TEXTILE GRADES   |         |         |                 |         |             |                 |          |   |    |    |    |                    |  |  |                 |  |  |                 |  |  |   |   |   |   |   |   |   |   |       |      |    |    |       |             |    |          |        |     |      |     |         |         |     |         |
|---|---|--|---|---------|---------|-----------------|---------|-------------|-----------------|----------|---|----|----|----|--------------------|--|--|-----------------|--|--|-----------------|--|--|---|---|---|---|---|---|---|---|-------|------|----|----|-------|-------------|----|----------|--------|-----|------|-----|---------|---------|-----|---------|
|   |   |  | 1   | 2       | 3       | 4               | 5       | 6           | 7               | 8        | 9 | 10 | 11 | 12 |                    |  |  |                 |  |  |                 |  |  |   |   |   |   |   |   |   |   |       |      |    |    |       |             |    |          |        |     |      |     |         |         |     |         |
|  <p><b>MB Multi-Tilter</b><br/>COM: 1.75 YD   1.6 M<br/>Unit weight: 52 LB   23.6 KG<br/>Carton weight: 61 LB   27.67 KG<br/>Carton volume: 9.25 FT³   0.26 MT³</p>                    |  <p><b>ADJUSTMENTS</b><br/>(1) Tilt tension<br/>(2) Pneumatic seat height<br/>(3) Back angle<br/>(4) Seat angle<br/>(6) Back/lumbar height<br/>Sliding seat depth<br/>(9) Infinite position tilt lock<br/>Center tilt action</p> | <p>Ergonomic features:<br/>A, B, C, D, E, F, G, H, M, N, Q, S, U</p> | <table border="1"> <tr> <th colspan="3">OVERALL DIMENSIONS</th> <th colspan="3">SEAT DIMENSIONS</th> <th colspan="3">BACK DIMENSIONS</th> </tr> <tr> <th>W</th><th>D</th><th>H</th> <th>W</th><th>D</th><th>H</th> <th>W</th><th>H</th> </tr> <tr> <td>IN 26</td><td>23.5</td><td>42</td> <td>21</td><td>18-21</td><td>16-20</td> <td>20</td><td>20-25.25</td> </tr> <tr> <td>MM 660</td><td>597</td><td>1067</td> <td>533</td><td>457-533</td><td>406-508</td> <td>508</td><td>508-641</td> </tr> </table>       |         |         |                 |         |             |                 |          |   |    |    |    | OVERALL DIMENSIONS |  |  | SEAT DIMENSIONS |  |  | BACK DIMENSIONS |  |  | W | D | H | W | D | H | W | H | IN 26 | 23.5 | 42 | 21 | 18-21 | 16-20       | 20 | 20-25.25 | MM 660 | 597 | 1067 | 533 | 457-533 | 406-508 | 508 | 508-641 |
|   |   |  | OVERALL DIMENSIONS  |         |         | SEAT DIMENSIONS |         |             | BACK DIMENSIONS |          |   |    |    |    |                    |  |  |                 |  |  |                 |  |  |   |   |   |   |   |   |   |   |       |      |    |    |       |             |    |          |        |     |      |     |         |         |     |         |
|   |   |  | W   | D       | H       | W               | D       | H           | W               | H        |   |    |    |    |                    |  |  |                 |  |  |                 |  |  |   |   |   |   |   |   |   |   |       |      |    |    |       |             |    |          |        |     |      |     |         |         |     |         |
|   |   |  | IN 26   | 23.5    | 42      | 21              | 18-21   | 16-20       | 20              | 20-25.25 |   |    |    |    |                    |  |  |                 |  |  |                 |  |  |   |   |   |   |   |   |   |   |       |      |    |    |       |             |    |          |        |     |      |     |         |         |     |         |
| MM 660  | 597   | 1067   | 533   | 457-533 | 406-508 | 508             | 508-641 |             |                 |          |   |    |    |    |                    |  |  |                 |  |  |                 |  |  |   |   |   |   |   |   |   |   |       |      |    |    |       |             |    |          |        |     |      |     |         |         |     |         |
| <p>RTA 2  1 per carton</p>   |   |  |   |         |         |                 |         |             |                 |          |   |    |    |    |                    |  |  |                 |  |  |                 |  |  |   |   |   |   |   |   |   |   |       |      |    |    |       |             |    |          |        |     |      |     |         |         |     |         |
|  <p><b>MB Operator</b><br/>COM: 1.75 YD   1.6 M<br/>Unit weight: 45 LB   20.5 KG<br/>Carton weight: 54 LB   24.49 KG<br/>Carton volume: 9.25 FT³   0.26 MT³</p>                        |  <p><b>ADJUSTMENTS</b><br/>(2) Pneumatic seat height<br/>(3) Back angle<br/>(4) Seat angle<br/>(6) Back/lumbar height<br/>Free floating seat and back with lock</p>  | <p>Ergonomic features:<br/>C, D, F, G, H, M, N, Q, S, U</p>          | <table border="1"> <tr> <th colspan="3">OVERALL DIMENSIONS</th> <th colspan="3">SEAT DIMENSIONS</th> <th colspan="3">BACK DIMENSIONS</th> </tr> <tr> <th>W</th><th>D</th><th>H</th> <th>W</th><th>D</th><th>H</th> <th>W</th><th>H</th> </tr> <tr> <td>IN 26</td><td>23.5</td><td>39</td> <td>21</td><td>18</td><td>16.5-20.5</td> <td>20</td><td>19-24.25</td> </tr> <tr> <td>MM 660</td><td>597</td><td>991</td> <td>533</td><td>457</td><td>419-521</td> <td>508</td><td>483-616</td> </tr> </table>           |         |         |                 |         |             |                 |          |   |    |    |    | OVERALL DIMENSIONS |  |  | SEAT DIMENSIONS |  |  | BACK DIMENSIONS |  |  | W | D | H | W | D | H | W | H | IN 26 | 23.5 | 39 | 21 | 18    | 16.5-20.5   | 20 | 19-24.25 | MM 660 | 597 | 991  | 533 | 457     | 419-521 | 508 | 483-616 |
|   |   |  | OVERALL DIMENSIONS  |         |         | SEAT DIMENSIONS |         |             | BACK DIMENSIONS |          |   |    |    |    |                    |  |  |                 |  |  |                 |  |  |   |   |   |   |   |   |   |   |       |      |    |    |       |             |    |          |        |     |      |     |         |         |     |         |
|   |   |  | W   | D       | H       | W               | D       | H           | W               | H        |   |    |    |    |                    |  |  |                 |  |  |                 |  |  |   |   |   |   |   |   |   |   |       |      |    |    |       |             |    |          |        |     |      |     |         |         |     |         |
|   |   |  | IN 26   | 23.5    | 39      | 21              | 18      | 16.5-20.5   | 20              | 19-24.25 |   |    |    |    |                    |  |  |                 |  |  |                 |  |  |   |   |   |   |   |   |   |   |       |      |    |    |       |             |    |          |        |     |      |     |         |         |     |         |
| MM 660  | 597   | 991  | 533   | 457     | 419-521 | 508             | 483-616 |             |                 |          |   |    |    |    |                    |  |  |                 |  |  |                 |  |  |   |   |   |   |   |   |   |   |       |      |    |    |       |             |    |          |        |     |      |     |         |         |     |         |
| <p>RTA 2  1 per carton</p>   |   |  |   |         |         |                 |         |             |                 |          |   |    |    |    |                    |  |  |                 |  |  |                 |  |  |   |   |   |   |   |   |   |   |       |      |    |    |       |             |    |          |        |     |      |     |         |         |     |         |
|  <p><b>MB Task</b><br/>COM: 1.75 YD   1.6 M<br/>Unit weight: 40 LB   18.2 KG<br/>Carton weight: 49 LB   22.23 KG<br/>Carton volume: 9.25 FT³   0.26 MT³</p>                            |  <p><b>ADJUSTMENTS</b><br/>(2) Pneumatic seat height<br/>(8) Manual seat depth<br/>Fixed back</p>   | <p>Ergonomic features:<br/>C, E, H, M, N, Q, U</p>                   | <table border="1"> <tr> <th colspan="3">OVERALL DIMENSIONS</th> <th colspan="3">SEAT DIMENSIONS</th> <th colspan="3">BACK DIMENSIONS</th> </tr> <tr> <th>W</th><th>D</th><th>H</th> <th>W</th><th>D</th><th>H</th> <th>W</th><th>H</th> </tr> <tr> <td>IN 26</td><td>23.5</td><td>38</td> <td>21</td><td>17-18</td><td>16-21</td> <td>20</td><td>19</td> </tr> <tr> <td>MM 660</td><td>597</td><td>965</td> <td>533</td><td>432-457</td><td>406-533</td> <td>508</td><td>483</td> </tr> </table>                  |         |         |                 |         |             |                 |          |   |    |    |    | OVERALL DIMENSIONS |  |  | SEAT DIMENSIONS |  |  | BACK DIMENSIONS |  |  | W | D | H | W | D | H | W | H | IN 26 | 23.5 | 38 | 21 | 17-18 | 16-21       | 20 | 19       | MM 660 | 597 | 965  | 533 | 432-457 | 406-533 | 508 | 483     |
|   |   |  | OVERALL DIMENSIONS  |         |         | SEAT DIMENSIONS |         |             | BACK DIMENSIONS |          |   |    |    |    |                    |  |  |                 |  |  |                 |  |  |   |   |   |   |   |   |   |   |       |      |    |    |       |             |    |          |        |     |      |     |         |         |     |         |
|   |   |  | W   | D       | H       | W               | D       | H           | W               | H        |   |    |    |    |                    |  |  |                 |  |  |                 |  |  |   |   |   |   |   |   |   |   |       |      |    |    |       |             |    |          |        |     |      |     |         |         |     |         |
|   |   |  | IN 26   | 23.5    | 38      | 21              | 17-18   | 16-21       | 20              | 19       |   |    |    |    |                    |  |  |                 |  |  |                 |  |  |   |   |   |   |   |   |   |   |       |      |    |    |       |             |    |          |        |     |      |     |         |         |     |         |
| MM 660  | 597   | 965  | 533   | 432-457 | 406-533 | 508             | 483     |             |                 |          |   |    |    |    |                    |  |  |                 |  |  |                 |  |  |   |   |   |   |   |   |   |   |       |      |    |    |       |             |    |          |        |     |      |     |         |         |     |         |
| <p>RTA 2  1 per carton</p>   |   |  |   |         |         |                 |         |             |                 |          |   |    |    |    |                    |  |  |                 |  |  |                 |  |  |   |   |   |   |   |   |   |   |       |      |    |    |       |             |    |          |        |     |      |     |         |         |     |         |
|  <p><b>MB Weight Sensing Synchro-Tilter</b><br/>COM: 1.75 YD   1.6 M<br/>Unit weight: 47 LB   21.4 KG<br/>Carton weight: 57 LB   25.85 KG<br/>Carton volume: 9.25 FT³   0.26 MT³</p> |  <p><b>ADJUSTMENTS</b><br/>Automatic tilt tension<br/>(2) Pneumatic seat height<br/>Back/lumbar height<br/>(8) Sliding seat depth<br/>(9) Multi position tilt lock</p>   | <p>Ergonomic features:<br/>A, B, C, D, E, H, L, M, N, Q, U</p>       | <table border="1"> <tr> <th colspan="3">OVERALL DIMENSIONS</th> <th colspan="3">SEAT DIMENSIONS</th> <th colspan="3">BACK DIMENSIONS</th> </tr> <tr> <th>W</th><th>D</th><th>H</th> <th>W</th><th>D</th><th>H</th> <th>W</th><th>H</th> </tr> <tr> <td>IN 26</td><td>23.5</td><td>41</td> <td>21</td><td>18-21</td><td>16.25-21.25</td> <td>20</td><td>20-25.25</td> </tr> <tr> <td>MM 660</td><td>597</td><td>1041</td> <td>533</td><td>457-533</td><td>413-540</td> <td>508</td><td>508-641</td> </tr> </table> |         |         |                 |         |             |                 |          |   |    |    |    | OVERALL DIMENSIONS |  |  | SEAT DIMENSIONS |  |  | BACK DIMENSIONS |  |  | W | D | H | W | D | H | W | H | IN 26 | 23.5 | 41 | 21 | 18-21 | 16.25-21.25 | 20 | 20-25.25 | MM 660 | 597 | 1041 | 533 | 457-533 | 413-540 | 508 | 508-641 |
|   |   |  | OVERALL DIMENSIONS  |         |         | SEAT DIMENSIONS |         |             | BACK DIMENSIONS |          |   |    |    |    |                    |  |  |                 |  |  |                 |  |  |   |   |   |   |   |   |   |   |       |      |    |    |       |             |    |          |        |     |      |     |         |         |     |         |
|   |   |  | W   | D       | H       | W               | D       | H           | W               | H        |   |    |    |    |                    |  |  |                 |  |  |                 |  |  |   |   |   |   |   |   |   |   |       |      |    |    |       |             |    |          |        |     |      |     |         |         |     |         |
|   |   |  | IN 26   | 23.5    | 41      | 21              | 18-21   | 16.25-21.25 | 20              | 20-25.25 |   |    |    |    |                    |  |  |                 |  |  |                 |  |  |   |   |   |   |   |   |   |   |       |      |    |    |       |             |    |          |        |     |      |     |         |         |     |         |
| MM 660  | 597   | 1041   | 533   | 457-533 | 413-540 | 508             | 508-641 |             |                 |          |   |    |    |    |                    |  |  |                 |  |  |                 |  |  |   |   |   |   |   |   |   |   |       |      |    |    |       |             |    |          |        |     |      |     |         |         |     |         |
| <p>RTA 2  1 per carton</p>   |   |  |   |         |         |                 |         |             |                 |          |   |    |    |    |                    |  |  |                 |  |  |                 |  |  |   |   |   |   |   |   |   |   |       |      |    |    |       |             |    |          |        |     |      |     |         |         |     |         |
|  <p><b>MB Operator Armless</b><br/>COM: 1.75 YD   1.6 M<br/>Unit weight: 40 LB   18.2 KG<br/>Carton weight: 49 LB   22.23 KG<br/>Carton volume: 9.25 FT³   0.26 MT³</p>              |  <p><b>ADJUSTMENTS</b><br/>(2) Pneumatic seat height<br/>(3) Back angle<br/>(4) Seat angle<br/>(6) Back/lumbar height<br/>Free floating seat and back with lock</p>  | <p>Ergonomic features:<br/>C, D, F, G, M, N, Q, S, U</p>             | <table border="1"> <tr> <th colspan="3">OVERALL DIMENSIONS</th> <th colspan="3">SEAT DIMENSIONS</th> <th colspan="3">BACK DIMENSIONS</th> </tr> <tr> <th>W</th><th>D</th><th>H</th> <th>W</th><th>D</th><th>H</th> <th>W</th><th>H</th> </tr> <tr> <td>IN 21</td><td>23.5</td><td>39</td> <td>21</td><td>18</td><td>16.5-20.5</td> <td>20</td><td>19-24.25</td> </tr> <tr> <td>MM 533</td><td>597</td><td>991</td> <td>533</td><td>457</td><td>419-521</td> <td>508</td><td>483-616</td> </tr> </table>           |         |         |                 |         |             |                 |          |   |    |    |    | OVERALL DIMENSIONS |  |  | SEAT DIMENSIONS |  |  | BACK DIMENSIONS |  |  | W | D | H | W | D | H | W | H | IN 21 | 23.5 | 39 | 21 | 18    | 16.5-20.5   | 20 | 19-24.25 | MM 533 | 597 | 991  | 533 | 457     | 419-521 | 508 | 483-616 |
|   |   |  | OVERALL DIMENSIONS  |         |         | SEAT DIMENSIONS |         |             | BACK DIMENSIONS |          |   |    |    |    |                    |  |  |                 |  |  |                 |  |  |   |   |   |   |   |   |   |   |       |      |    |    |       |             |    |          |        |     |      |     |         |         |     |         |
|   |   |  | W   | D       | H       | W               | D       | H           | W               | H        |   |    |    |    |                    |  |  |                 |  |  |                 |  |  |   |   |   |   |   |   |   |   |       |      |    |    |       |             |    |          |        |     |      |     |         |         |     |         |
|   |   |  | IN 21   | 23.5    | 39      | 21              | 18      | 16.5-20.5   | 20              | 19-24.25 |   |    |    |    |                    |  |  |                 |  |  |                 |  |  |   |   |   |   |   |   |   |   |       |      |    |    |       |             |    |          |        |     |      |     |         |         |     |         |
| MM 533  | 597   | 991  | 533   | 457     | 419-521 | 508             | 483-616 |             |                 |          |   |    |    |    |                    |  |  |                 |  |  |                 |  |  |   |   |   |   |   |   |   |   |       |      |    |    |       |             |    |          |        |     |      |     |         |         |     |         |
| <p>RTA 2  1 per carton</p>   |   |  |   |         |         |                 |         |             |                 |          |   |    |    |    |                    |  |  |                 |  |  |                 |  |  |   |   |   |   |   |   |   |   |       |      |    |    |       |             |    |          |        |     |      |     |         |         |     |         |

| DESCRIPTION   | FEATURES   | MODEL #  | STANDARD TEXTILE GRADES   |         |                    |                    |          |                 |                 |      |                 |                 |      |             |               |      |      |      |      |      |      |          |       |      |      |      |       |           |      |          |        |     |      |     |         |         |     |  |  |  |  |
|---|--|--|---|---------|--------------------|--------------------|----------|-----------------|-----------------|------|-----------------|-----------------|------|-------------|---------------|------|------|------|------|------|------|----------|-------|------|------|------|-------|-----------|------|----------|--------|-----|------|-----|---------|---------|-----|--|--|--|--|
|   |  |  | 1   | 2       | 3                  | 4                  | 5        | 6               | 7               | 8    | 9               | 10              | 11   | 12          |               |      |      |      |      |      |      |          |       |      |      |      |       |           |      |          |        |     |      |     |         |         |     |  |  |  |  |
|  <p><b>MB Task Armless</b><br/>COM: 1.75 YD   1.6 M<br/>Unit weight: 35 LB   15.9 KG<br/>Carton weight: 44 LB   19.96 KG<br/>Carton volume: 9.25 FT³   0.26 MT³</p>          |  <p><b>ADJUSTMENTS</b><br/>(2) Pneumatic seat height<br/>(8) Manual seat depth<br/>Fixed back</p>   | <p>Ergonomic features:<br/>C, E, H, M, N, Q, U</p>   | <table border="1"> <tr> <td><b>1172-6</b></td> <td>518</td> <td>574</td> <td>621</td> <td>676</td> <td>765</td> <td>847</td> <td>929</td> <td>1001</td> <td>1090</td> <td>1174</td> <td>1288</td> <td>1449</td> </tr> </table>  |         |                    |                    |          |                 |                 |      |                 |                 |      |             | <b>1172-6</b> | 518  | 574  | 621  | 676  | 765  | 847  | 929      | 1001  | 1090 | 1174 | 1288 | 1449  |           |      |          |        |     |      |     |         |         |     |  |  |  |  |
|   |  |  | <b>1172-6</b>   | 518     | 574                | 621                | 676      | 765             | 847             | 929  | 1001            | 1090            | 1174 | 1288        | 1449          |      |      |      |      |      |      |          |       |      |      |      |       |           |      |          |        |     |      |     |         |         |     |  |  |  |  |
|   |  |  | <table border="1"> <tr> <th colspan="3">OVERALL DIMENSIONS</th> <th colspan="3">SEAT DIMENSIONS</th> <th colspan="3">BACK DIMENSIONS</th> </tr> <tr> <th>W</th> <th>D</th> <th>H</th> <th>W</th> <th>D</th> <th>H</th> <th>W</th> <th>H</th> </tr> <tr> <td>IN 21</td> <td>23.5</td> <td>38</td> <td>21</td> <td>17-18</td> <td>16-21</td> <td>20</td> <td>19</td> </tr> <tr> <td>MM 533</td> <td>597</td> <td>965</td> <td>533</td> <td>432-457</td> <td>406-533</td> <td>508</td> <td>483</td> </tr> </table>         |         |                    | OVERALL DIMENSIONS |          |                 | SEAT DIMENSIONS |      |                 | BACK DIMENSIONS |      |             | W             | D    | H    | W    | D    | H    | W    | H        | IN 21 | 23.5 | 38   | 21   | 17-18 | 16-21     | 20   | 19       | MM 533 | 597 | 965  | 533 | 432-457 | 406-533 | 508 | 483  | <p><b>RTA 2</b>  1 per carton</p>   |  |  |
|   |  |  | OVERALL DIMENSIONS  |         |                    | SEAT DIMENSIONS    |          |                 | BACK DIMENSIONS |      |                 |                 |      |             |               |      |      |      |      |      |      |          |       |      |      |      |       |           |      |          |        |     |      |     |         |         |     |  |  |  |  |
| W   | D  | H  | W   | D       | H                  | W                  | H        |                 |                 |      |                 |                 |      |             |               |      |      |      |      |      |      |          |       |      |      |      |       |           |      |          |        |     |      |     |         |         |     |  |  |  |  |
| IN 21   | 23.5   | 38   | 21  | 17-18   | 16-21              | 20                 | 19       |                 |                 |      |                 |                 |      |             |               |      |      |      |      |      |      |          |       |      |      |      |       |           |      |          |        |     |      |     |         |         |     |  |  |  |  |
| MM 533  | 597  | 965  | 533   | 432-457 | 406-533            | 508                | 483      |                 |                 |      |                 |                 |      |             |               |      |      |      |      |      |      |          |       |      |      |      |       |           |      |          |        |     |      |     |         |         |     |  |  |  |  |
|  <p><b>Side Chair</b><br/>COM: 1.75 YD   1.6 M<br/>Unit weight: 30 LB   13.6 KG<br/>Carton weight: 35 LB   15.88 KG<br/>Carton volume: 10 FT³   0.28 MT³</p>                 | <p>Cantilever sled base.</p> <p>Ergonomic features:<br/>M, N</p>   | <table border="1"> <tr> <td><b>1174</b></td> <td>459</td> <td>515</td> <td>562</td> <td>617</td> <td>706</td> <td>788</td> <td>870</td> <td>942</td> <td>1031</td> <td>1115</td> <td>1229</td> <td>1390</td> </tr> </table>  |   |         |                    |                    |          |                 |                 |      |                 |                 |      | <b>1174</b> | 459           | 515  | 562  | 617  | 706  | 788  | 870  | 942      | 1031  | 1115 | 1229 | 1390 |       |           |      |          |        |     |      |     |         |         |     |  |  |  |  |
|   |  | <b>1174</b>  | 459   | 515     | 562                | 617                | 706      | 788             | 870             | 942  | 1031            | 1115            | 1229 | 1390        |               |      |      |      |      |      |      |          |       |      |      |      |       |           |      |          |        |     |      |     |         |         |     |  |  |  |  |
|   |  | <table border="1"> <tr> <th colspan="3">OVERALL DIMENSIONS</th> <th colspan="3">SEAT DIMENSIONS</th> <th colspan="3">BACK DIMENSIONS</th> </tr> <tr> <th>W</th> <th>D</th> <th>H</th> <th>W</th> <th>D</th> <th>H</th> <th>W</th> <th>H</th> </tr> <tr> <td>IN 21</td> <td>24</td> <td>38</td> <td>21</td> <td>18</td> <td>18</td> <td>20</td> <td>20.5</td> </tr> <tr> <td>MM 533</td> <td>610</td> <td>965</td> <td>533</td> <td>457</td> <td>457</td> <td>508</td> <td>521</td> </tr> </table>    |   |         | OVERALL DIMENSIONS |                    |          | SEAT DIMENSIONS |                 |      | BACK DIMENSIONS |                 |      | W           | D             | H    | W    | D    | H    | W    | H    | IN 21    | 24    | 38   | 21   | 18   | 18    | 20        | 20.5 | MM 533   | 610    | 965 | 533  | 457 | 457     | 508     | 521 | <p><b>RTA 2</b>  1 per carton</p>   |  |  |  |
|   |  | OVERALL DIMENSIONS   |   |         | SEAT DIMENSIONS    |                    |          | BACK DIMENSIONS |                 |      |                 |                 |      |             |               |      |      |      |      |      |      |          |       |      |      |      |       |           |      |          |        |     |      |     |         |         |     |  |  |  |  |
| W   | D  | H  | W   | D       | H                  | W                  | H        |                 |                 |      |                 |                 |      |             |               |      |      |      |      |      |      |          |       |      |      |      |       |           |      |          |        |     |      |     |         |         |     |  |  |  |  |
| IN 21   | 24   | 38   | 21  | 18      | 18                 | 20                 | 20.5     |                 |                 |      |                 |                 |      |             |               |      |      |      |      |      |      |          |       |      |      |      |       |           |      |          |        |     |      |     |         |         |     |  |  |  |  |
| MM 533  | 610  | 965  | 533   | 457     | 457                | 508                | 521      |                 |                 |      |                 |                 |      |             |               |      |      |      |      |      |      |          |       |      |      |      |       |           |      |          |        |     |      |     |         |         |     |  |  |  |  |
|  <p><b>Armchair</b><br/>COM: 1.75 YD   1.6 M<br/>Unit weight: 35 LB   15.9 KG<br/>Carton weight: 42 LB   19.05 KG<br/>Carton volume: 13 FT³   0.36 MT³</p>                   | <p>Cantilever sled base.</p> <p>Ergonomic features:<br/>M, N</p>   | <table border="1"> <tr> <td><b>1175</b></td> <td>586</td> <td>642</td> <td>689</td> <td>744</td> <td>833</td> <td>915</td> <td>997</td> <td>1069</td> <td>1158</td> <td>1242</td> <td>1356</td> <td>1517</td> </tr> </table>   |   |         |                    |                    |          |                 |                 |      |                 |                 |      | <b>1175</b> | 586           | 642  | 689  | 744  | 833  | 915  | 997  | 1069     | 1158  | 1242 | 1356 | 1517 |       |           |      |          |        |     |      |     |         |         |     |  |  |  |  |
|   |  | <b>1175</b>  | 586   | 642     | 689                | 744                | 833      | 915             | 997             | 1069 | 1158            | 1242            | 1356 | 1517        |               |      |      |      |      |      |      |          |       |      |      |      |       |           |      |          |        |     |      |     |         |         |     |  |  |  |  |
|   |  | <table border="1"> <tr> <th colspan="3">OVERALL DIMENSIONS</th> <th colspan="3">SEAT DIMENSIONS</th> <th colspan="3">BACK DIMENSIONS</th> </tr> <tr> <th>W</th> <th>D</th> <th>H</th> <th>W</th> <th>D</th> <th>H</th> <th>W</th> <th>H</th> </tr> <tr> <td>IN 26.25</td> <td>24</td> <td>38</td> <td>21</td> <td>18</td> <td>18</td> <td>20</td> <td>20.5</td> </tr> <tr> <td>MM 667</td> <td>610</td> <td>965</td> <td>533</td> <td>457</td> <td>457</td> <td>508</td> <td>521</td> </tr> </table> |   |         | OVERALL DIMENSIONS |                    |          | SEAT DIMENSIONS |                 |      | BACK DIMENSIONS |                 |      | W           | D             | H    | W    | D    | H    | W    | H    | IN 26.25 | 24    | 38   | 21   | 18   | 18    | 20        | 20.5 | MM 667   | 610    | 965 | 533  | 457 | 457     | 508     | 521 | <p><b>RTA 2</b>  1 per carton</p> |  |  |  |
|   |  | OVERALL DIMENSIONS   |   |         | SEAT DIMENSIONS    |                    |          | BACK DIMENSIONS |                 |      |                 |                 |      |             |               |      |      |      |      |      |      |          |       |      |      |      |       |           |      |          |        |     |      |     |         |         |     |  |  |  |  |
| W   | D  | H  | W   | D       | H                  | W                  | H        |                 |                 |      |                 |                 |      |             |               |      |      |      |      |      |      |          |       |      |      |      |       |           |      |          |        |     |      |     |         |         |     |  |  |  |  |
| IN 26.25  | 24   | 38   | 21  | 18      | 18                 | 20                 | 20.5     |                 |                 |      |                 |                 |      |             |               |      |      |      |      |      |      |          |       |      |      |      |       |           |      |          |        |     |      |     |         |         |     |  |  |  |  |
| MM 667  | 610  | 965  | 533   | 457     | 457                | 508                | 521      |                 |                 |      |                 |                 |      |             |               |      |      |      |      |      |      |          |       |      |      |      |       |           |      |          |        |     |      |     |         |         |     |  |  |  |  |
|  <p><b>Operator Stool Armless</b><br/>COM: 1.75 YD   1.6 M<br/>Unit weight: 43 LB   19.5 KG<br/>Carton weight: 52 LB   23.59 KG<br/>Carton volume: 9.25 FT³   0.26 MT³</p> |  <p><b>ADJUSTMENTS</b><br/>(2) Pneumatic seat height<br/>(3) Back angle<br/>(4) Seat angle<br/>(6) Back/lumbar height<br/>Free floating seat and back with lock</p> | <p>Ergonomic features:<br/>C, D, F, G, M, N, S, U</p>  | <table border="1"> <tr> <td><b>1177-5</b></td> <td>958</td> <td>1014</td> <td>1061</td> <td>1116</td> <td>1205</td> <td>1287</td> <td>1369</td> <td>1441</td> <td>1530</td> <td>1614</td> <td>1728</td> <td>1889</td> </tr> </table>  |         |                    |                    |          |                 |                 |      |                 |                 |      |             | <b>1177-5</b> | 958  | 1014 | 1061 | 1116 | 1205 | 1287 | 1369     | 1441  | 1530 | 1614 | 1728 | 1889  |           |      |          |        |     |      |     |         |         |     |  |  |  |  |
|   |  |  | <b>1177-5</b>   | 958     | 1014               | 1061               | 1116     | 1205            | 1287            | 1369 | 1441            | 1530            | 1614 | 1728        | 1889          |      |      |      |      |      |      |          |       |      |      |      |       |           |      |          |        |     |      |     |         |         |     |  |  |  |  |
|   |  |  | <table border="1"> <tr> <th colspan="3">OVERALL DIMENSIONS</th> <th colspan="3">SEAT DIMENSIONS</th> <th colspan="3">BACK DIMENSIONS</th> </tr> <tr> <th>W</th> <th>D</th> <th>H</th> <th>W</th> <th>D</th> <th>H</th> <th>W</th> <th>H</th> </tr> <tr> <td>IN 21</td> <td>23.5</td> <td>48</td> <td>21</td> <td>18</td> <td>23.5-33.5</td> <td>20</td> <td>19-24.25</td> </tr> <tr> <td>MM 533</td> <td>597</td> <td>1219</td> <td>533</td> <td>457</td> <td>597-851</td> <td>508</td> <td>483-616</td> </tr> </table> |         |                    | OVERALL DIMENSIONS |          |                 | SEAT DIMENSIONS |      |                 | BACK DIMENSIONS |      |             | W             | D    | H    | W    | D    | H    | W    | H        | IN 21 | 23.5 | 48   | 21   | 18    | 23.5-33.5 | 20   | 19-24.25 | MM 533 | 597 | 1219 | 533 | 457     | 597-851 | 508 | 483-616  | <p><b>RTA 2</b>  1 per carton</p> |  |  |
|   |  |  | OVERALL DIMENSIONS  |         |                    | SEAT DIMENSIONS    |          |                 | BACK DIMENSIONS |      |                 |                 |      |             |               |      |      |      |      |      |      |          |       |      |      |      |       |           |      |          |        |     |      |     |         |         |     |  |  |  |  |
| W   | D  | H  | W   | D       | H                  | W                  | H        |                 |                 |      |                 |                 |      |             |               |      |      |      |      |      |      |          |       |      |      |      |       |           |      |          |        |     |      |     |         |         |     |  |  |  |  |
| IN 21   | 23.5   | 48   | 21  | 18      | 23.5-33.5          | 20                 | 19-24.25 |                 |                 |      |                 |                 |      |             |               |      |      |      |      |      |      |          |       |      |      |      |       |           |      |          |        |     |      |     |         |         |     |  |  |  |  |
| MM 533  | 597  | 1219   | 533   | 457     | 597-851            | 508                | 483-616  |                 |                 |      |                 |                 |      |             |               |      |      |      |      |      |      |          |       |      |      |      |       |           |      |          |        |     |      |     |         |         |     |  |  |  |  |
|  <p><b>Operator Stool w/Arms</b><br/>COM: 1.75 YD   1.6 M<br/>Unit weight: 48 LB   21.8 KG<br/>Carton weight: 57 LB   25.85 KG<br/>Carton volume: 9.25 FT³   0.26 MT³</p>  |  <p><b>ADJUSTMENTS</b><br/>(2) Pneumatic seat height<br/>(3) Back angle<br/>(4) Seat angle<br/>(6) Back/lumbar height<br/>Free floating seat and back with lock</p> | <p>Ergonomic features:<br/>C, D, F, G, M, N, Q, S, U</p>   | <table border="1"> <tr> <td><b>1178-5</b></td> <td>1077</td> <td>1133</td> <td>1180</td> <td>1235</td> <td>1324</td> <td>1406</td> <td>1488</td> <td>1560</td> <td>1649</td> <td>1733</td> <td>1847</td> <td>2008</td> </tr> </table>   |         |                    |                    |          |                 |                 |      |                 |                 |      |             | <b>1178-5</b> | 1077 | 1133 | 1180 | 1235 | 1324 | 1406 | 1488     | 1560  | 1649 | 1733 | 1847 | 2008  |           |      |          |        |     |      |     |         |         |     |  |  |  |  |
|   |  |  | <b>1178-5</b>   | 1077    | 1133               | 1180               | 1235     | 1324            | 1406            | 1488 | 1560            | 1649            | 1733 | 1847        | 2008          |      |      |      |      |      |      |          |       |      |      |      |       |           |      |          |        |     |      |     |         |         |     |  |  |  |  |
|   |  |  | <table border="1"> <tr> <th colspan="3">OVERALL DIMENSIONS</th> <th colspan="3">SEAT DIMENSIONS</th> <th colspan="3">BACK DIMENSIONS</th> </tr> <tr> <th>W</th> <th>D</th> <th>H</th> <th>W</th> <th>D</th> <th>H</th> <th>W</th> <th>H</th> </tr> <tr> <td>IN 26</td> <td>23.5</td> <td>48</td> <td>21</td> <td>18</td> <td>23.5-33.5</td> <td>20</td> <td>19-24.25</td> </tr> <tr> <td>MM 660</td> <td>597</td> <td>1219</td> <td>533</td> <td>457</td> <td>597-851</td> <td>508</td> <td>483-616</td> </tr> </table> |         |                    | OVERALL DIMENSIONS |          |                 | SEAT DIMENSIONS |      |                 | BACK DIMENSIONS |      |             | W             | D    | H    | W    | D    | H    | W    | H        | IN 26 | 23.5 | 48   | 21   | 18    | 23.5-33.5 | 20   | 19-24.25 | MM 660 | 597 | 1219 | 533 | 457     | 597-851 | 508 | 483-616  | <p><b>RTA 2</b>  1 per carton</p> |  |  |
|   |  |  | OVERALL DIMENSIONS  |         |                    | SEAT DIMENSIONS    |          |                 | BACK DIMENSIONS |      |                 |                 |      |             |               |      |      |      |      |      |      |          |       |      |      |      |       |           |      |          |        |     |      |     |         |         |     |  |  |  |  |
| W   | D  | H  | W   | D       | H                  | W                  | H        |                 |                 |      |                 |                 |      |             |               |      |      |      |      |      |      |          |       |      |      |      |       |           |      |          |        |     |      |     |         |         |     |  |  |  |  |
| IN 26   | 23.5   | 48   | 21  | 18      | 23.5-33.5          | 20                 | 19-24.25 |                 |                 |      |                 |                 |      |             |               |      |      |      |      |      |      |          |       |      |      |      |       |           |      |          |        |     |      |     |         |         |     |  |  |  |  |
| MM 660  | 597  | 1219   | 533   | 457     | 597-851            | 508                | 483-616  |                 |                 |      |                 |                 |      |             |               |      |      |      |      |      |      |          |       |      |      |      |       |           |      |          |        |     |      |     |         |         |     |  |  |  |  |

| DESCRIPTION  | FEATURES  | MODEL #                   | STANDARD TEXTILE GRADES |   |                        |                    |                      |                        |                     |      |      |      |      |      |  |  |
|--|---|---------------------------|-------------------------|---|------------------------|--------------------|----------------------|------------------------|---------------------|------|------|------|------|------|--|--|
|  |   |                           | 1                       | 2   | 3                      | 4                  | 5                    | 6                      | 7                   | 8    | 9    | 10   | 11   | 12   |  |  |
|  <p><b>HB Synchro Knee-Tilter w/Schukra Lumbar</b><br/>COM: 2 YD   1.83 M<br/>Unit weight: 54 LB   24.5 KG<br/>Carton weight: 63 LB   28.58 KG<br/>Carton volume: 9.25 FT³   0.26 MT³</p>   |  <p><b>ADJUSTMENTS</b><br/>(1) Tilt tension<br/>(2) Pneumatic seat height<br/>Back angle<br/>Back/lumbar height<br/>(8) Sliding seat depth<br/>(9) Multi position tilt lock<br/>Synchro knee tilt action</p>                       | <b>1190-2</b>             | 1196                    | 1260  | 1314                   | 1376               | 1478                 | 1572                   | 1666                | 1748 | 1850 | 1946 | 2076 | 2260 |  |  |
|  |   | <b>OVERALL DIMENSIONS</b> |                         |   | <b>SEAT DIMENSIONS</b> |                    |                      | <b>BACK DIMENSIONS</b> |                     |      |      |      |      |      |  |  |
|  |   | <b>W</b>                  | <b>D</b>                | <b>H</b>  | <b>W</b>               | <b>D</b>           | <b>H</b>             | <b>W</b>               | <b>H</b>            |      |      |      |      |      |  |  |
|  |   | IN 26<br>MM 660           | 23.5<br>597             | 45.5<br>1156  | 21<br>533              | 18-20.5<br>457-521 | 16.5-20.5<br>419-521 | 20<br>508              | 23-28.25<br>584-718 |      |      |      |      |      |  |  |
|  |   |                           | <b>RTA 2</b>            |    | 1 per carton           |                    |                      |                        |                     |      |      |      |      |      |  |  |
|  <p><b>HB Multi-Tilter w/Schukra Lumbar</b><br/>COM: 2 YD   1.83 M<br/>Unit weight: 56 LB   25.5 KG<br/>Carton weight: 65 LB   29.48 KG<br/>Carton volume: 9.25 FT³   0.26 MT³</p>          |  <p><b>ADJUSTMENTS</b><br/>(1) Tilt tension<br/>(2) Pneumatic seat height<br/>(3) Back angle<br/>(4) Seat angle<br/>(6) Back/lumbar height<br/>Sliding seat depth<br/>(9) Infinite position tilt lock<br/>Center tilt action</p>   | <b>1190-3</b>             | 1053                    | 1117  | 1171                   | 1233               | 1335                 | 1429                   | 1523                | 1605 | 1707 | 1803 | 1933 | 2117 |  |  |
|  |   | <b>OVERALL DIMENSIONS</b> |                         |   | <b>SEAT DIMENSIONS</b> |                    |                      | <b>BACK DIMENSIONS</b> |                     |      |      |      |      |      |  |  |
|  |   | <b>W</b>                  | <b>D</b>                | <b>H</b>  | <b>W</b>               | <b>D</b>           | <b>H</b>             | <b>W</b>               | <b>H</b>            |      |      |      |      |      |  |  |
|  |   | IN 26<br>MM 660           | 23.5<br>597             | 45<br>1143  | 21<br>533              | 18-21<br>457-533   | 16-20<br>406-508     | 20<br>508              | 23-28.25<br>584-718 |      |      |      |      |      |  |  |
|  |   |                           | <b>RTA 2</b>            |    | 1 per carton           |                    |                      |                        |                     |      |      |      |      |      |  |  |
|  <p><b>MB Synchro Knee-Tilter w/Schukra Lumbar</b><br/>COM: 1.75 YD   1.6 M<br/>Unit weight: 52 LB   23.6 KG<br/>Carton weight: 61 LB   27.67 KG<br/>Carton volume: 9.25 FT³   0.26 MT³</p> |  <p><b>ADJUSTMENTS</b><br/>(1) Tilt tension<br/>(2) Pneumatic seat height<br/>Back angle<br/>Back/lumbar height<br/>(8) Sliding seat depth<br/>(9) Multi position tilt lock<br/>Synchro knee tilt action</p>                       | <b>1191-2</b>             | 1153                    | 1209  | 1256                   | 1311               | 1400                 | 1482                   | 1564                | 1636 | 1725 | 1809 | 1923 | 2084 |  |  |
|  |   | <b>OVERALL DIMENSIONS</b> |                         |   | <b>SEAT DIMENSIONS</b> |                    |                      | <b>BACK DIMENSIONS</b> |                     |      |      |      |      |      |  |  |
|  |   | <b>W</b>                  | <b>D</b>                | <b>H</b>  | <b>W</b>               | <b>D</b>           | <b>H</b>             | <b>W</b>               | <b>H</b>            |      |      |      |      |      |  |  |
|  |   | IN 26<br>MM 660           | 23.5<br>597             | 42.5<br>1080  | 21<br>533              | 18-20.5<br>457-521 | 16.5-20.5<br>419-521 | 20<br>508              | 20-25.25<br>508-641 |      |      |      |      |      |  |  |
|  |   |                           | <b>RTA 2</b>            |  | 1 per carton           |                    |                      |                        |                     |      |      |      |      |      |  |  |
|  <p><b>MB Multi-Tilter w/Schukra Lumbar</b><br/>COM: 1.75 YD   1.6 M<br/>Unit weight: 52 LB   23.6 KG<br/>Carton weight: 61 LB   27.67 KG<br/>Carton volume: 9.25 FT³   0.26 MT³</p>      |  <p><b>ADJUSTMENTS</b><br/>(1) Tilt tension<br/>(2) Pneumatic seat height<br/>(3) Back angle<br/>(4) Seat angle<br/>(6) Back/lumbar height<br/>Sliding seat depth<br/>(9) Infinite position tilt lock<br/>Center tilt action</p> | <b>1191-3</b>             | 1009                    | 1065  | 1112                   | 1167               | 1256                 | 1338                   | 1420                | 1492 | 1581 | 1665 | 1779 | 1940 |  |  |
|  |   | <b>OVERALL DIMENSIONS</b> |                         |   | <b>SEAT DIMENSIONS</b> |                    |                      | <b>BACK DIMENSIONS</b> |                     |      |      |      |      |      |  |  |
|  |   | <b>W</b>                  | <b>D</b>                | <b>H</b>  | <b>W</b>               | <b>D</b>           | <b>H</b>             | <b>W</b>               | <b>H</b>            |      |      |      |      |      |  |  |
|  |   | IN 26<br>MM 660           | 23.5<br>597             | 42<br>1067  | 21<br>533              | 18-21<br>457-533   | 16-20<br>406-508     | 20<br>508              | 20-25.25<br>508-641 |      |      |      |      |      |  |  |
|  |   |                           | <b>RTA 2</b>            |  | 1 per carton           |                    |                      |                        |                     |      |      |      |      |      |  |  |

GRANADA WITH SCHUKRA LUMBAR



model 3112 (3N)




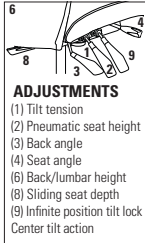


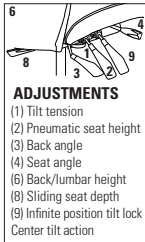

model 3117 (3N)

STANDARD FEATURES

- Models incorporate a vertical stitch detail in the backrest and a lumbar mechanism which can be adjusted to your desired support level.
- Lumbar height is manually adjustable between 6" and 10" above the seat.
- Side activated sliding seat depth adjustment (**MD**) is standard on multi-tilters.
- Standard with height adjustable T-arms with soft, durable curved (**3N**) self-skinned urethane (SSU) armcaps. Black only.
- Five prong, injection molded, fiberglass reinforced nylon base with dual wheel carpet casters (**C65**).
- Base and frame are available in Black only.
- Vari-Width (**WA**) width adjustable arm extensions are standard when chair is ordered with adjustable arms. Allows the arms to move away from the seat by 2" on each side to allow space if desired for broader hip widths.
- All models are shipped partially KD.
- Upholstery options: fabric or vinyl only. When upholstered in vinyl, models may feature stitch detail across the seat and/or back cushions and additional wrinkling may occur around seat perimeter and outside back will be attached with decorative screws.

OPTIONAL FEATURES

- Seat available in molded foam, please specify (**MLD**). No upcharge.
- For hard surface flooring casters, please specify (**C65R**). Add \$21.
- For additional arm/caster options, please refer to the Arm and Caster section (page 347). *Optional casters may be priced higher than the standard casters for your chair and the difference will be charged. Lower priced optional casters will not be credited.*

| DESCRIPTION  | FEATURES  | MODEL #                   | STANDARD TEXTILE GRADES |  |                        |                    |                  |                        |                      |      |      |      |      |      |  |  |
|--|---|---------------------------|-------------------------|--|------------------------|--------------------|------------------|------------------------|----------------------|------|------|------|------|------|--|--|
|  |   |                           | 1                       | 2  | 3                      | 4                  | 5                | 6                      | 7                    | 8    | 9    | 10   | 11   | 12   |  |  |
|  <p><b>MB Multi-Tilter Plain Back</b><br/>                     COM: 1.5 YD   1.37 M<br/>                     Unit weight: 50 LB   22.7 KG<br/>                     Carton weight: 59 LB   26.76 KG<br/>                     Carton volume: 9.25 FT<sup>3</sup>   0.26 MT<sup>3</sup></p> |  <p><b>ADJUSTMENTS</b><br/>                     (1) Tilt tension<br/>                     (2) Pneumatic seat height<br/>                     (3) Back angle<br/>                     (4) Seat angle<br/>                     (6) Back/lumbar height<br/>                     (8) Sliding seat depth<br/>                     (9) Infinite position tilt lock<br/>                     Center tilt action</p>  | <b>3112</b>               | 1005                    | 1053   | 1094                   | 1140               | 1217             | 1287                   | 1358                 | 1419 | 1496 | 1568 | 1665 | 1803 |  |  |
|  |   | <b>OVERALL DIMENSIONS</b> |                         |  | <b>SEAT DIMENSIONS</b> |                    |                  | <b>BACK DIMENSIONS</b> |                      |      |      |      |      |      |  |  |
|  |   | <b>W</b>                  | <b>D</b>                | <b>H</b>   | <b>W</b>               | <b>D</b>           | <b>H</b>         | <b>W</b>               | <b>H</b>             |      |      |      |      |      |  |  |
|  |   | IN 26<br>MM 660           | 24.5<br>622             | 37.5<br>953  | 20.5<br>521            | 17-19.5<br>432-495 | 17-21<br>432-533 | 19<br>483              | 17-21<br>432-533     |      |      |      |      |      |  |  |
|  |   |                           | <b>RTA 2</b>            |  1 per carton |                        |                    |                  |                        |                      |      |      |      |      |      |  |  |
|  <p><b>HB Multi-Tilter</b><br/>                     COM: 1.75 YD   1.6 M<br/>                     Unit weight: 52 LB   23.6 KG<br/>                     Carton weight: 61 LB   27.67 KG<br/>                     Carton volume: 10.5 FT<sup>3</sup>   0.29 MT<sup>3</sup></p>           |  <p><b>ADJUSTMENTS</b><br/>                     (1) Tilt tension<br/>                     (2) Pneumatic seat height<br/>                     (3) Back angle<br/>                     (4) Seat angle<br/>                     (6) Back/lumbar height<br/>                     (8) Sliding seat depth<br/>                     (9) Infinite position tilt lock<br/>                     Center tilt action</p> | <b>3117</b>               | 1049                    | 1105   | 1152                   | 1207               | 1296             | 1378                   | 1460                 | 1532 | 1621 | 1705 | 1819 | 1980 |  |  |
|  |   | <b>OVERALL DIMENSIONS</b> |                         |  | <b>SEAT DIMENSIONS</b> |                    |                  | <b>BACK DIMENSIONS</b> |                      |      |      |      |      |      |  |  |
|  |   | <b>W</b>                  | <b>D</b>                | <b>H</b>   | <b>W</b>               | <b>D</b>           | <b>H</b>         | <b>W</b>               | <b>H</b>             |      |      |      |      |      |  |  |
|  |   | IN 26<br>MM 660           | 24.5<br>622             | 43<br>1092   | 20.5<br>521            | 17-19.5<br>432-495 | 17-21<br>432-533 | 19<br>483              | 21.5-25.5<br>546-648 |      |      |      |      |      |  |  |
|  |   |                           | <b>RTA 2</b>            |  1 per carton |                        |                    |                  |                        |                      |      |      |      |      |      |  |  |



GRAPHIC



model 2739



model 2738MB




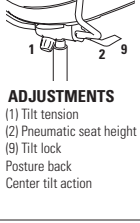


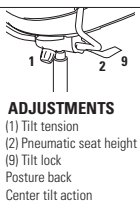


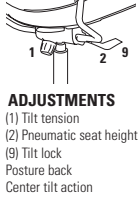


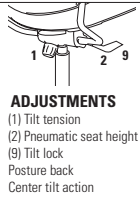

Optional TUN Base  
See right for details.


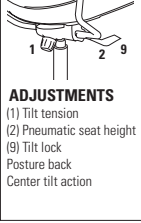


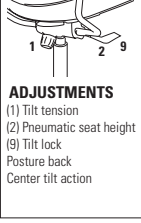


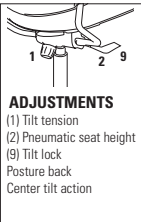


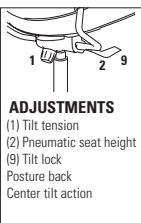


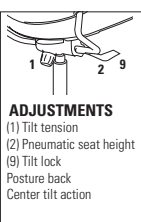

STANDARD FEATURES

- European detailing and a clean slim profile.
- Features a generous compound curved back and seat.
- The back comes in three distinctive back styles: deeply upholstered back, perforated nylon back and breathable Black mesh back.
- Posture back chairs with arms are standard with height adjustable, forward swept arms and sliding armcaps (G4).
- Vari-Width (WA) width adjustable arm extensions are standard when chair is ordered with adjustable arms. Allows the arms to move away from the seat by 2" on each side to allow space if desired for broader hip widths.
- Posture mechanism offers exceptional back support, two position tilt lock adjustment and tilt tension control.
- Five prong, injection molded, fiberglass reinforced nylon Black spider base with dual wheel carpet casters (C1).
- Upholstery options: fabric, vinyl or leather. Vinyl and leather models may feature stitch detail across the seat and/or back cushions, if applicable.

OPTIONAL FEATURES

- A steel base with Tungsten finish is available at an upcharge, please specify (TUN). Add \$96.
- For hard surface flooring casters, please specify (C9R). Add \$21.
- For additional arm/caster options, please refer to the Arm and Caster section (page 347). *Optional casters may be priced higher than the standard casters for your chair and the difference will be charged. Lower priced optional casters will not be credited.*

| DESCRIPTION   | FEATURES   | MODEL #  | STANDARD TEXTILE GRADES   |     |     |                 |     |           |                 |      |      |      |    |    |                    |   |   |                 |   |   |                 |    |    |        |     |     |     |     |     |     |     |       |      |      |      |      |           |    |    |        |     |     |     |     |         |     |     |
|---|--|--|---|-----|-----|-----------------|-----|-----------|-----------------|------|------|------|----|----|--------------------|---|---|-----------------|---|---|-----------------|----|----|--------|-----|-----|-----|-----|-----|-----|-----|-------|------|------|------|------|-----------|----|----|--------|-----|-----|-----|-----|---------|-----|-----|
|   |  |  | 1   | 2   | 3   | 4               | 5   | 6         | 7               | 8    | 9    | 10   | 11 | 12 |                    |   |   |                 |   |   |                 |    |    |        |     |     |     |     |     |     |     |       |      |      |      |      |           |    |    |        |     |     |     |     |         |     |     |
|  <p><b>Medium Posture Nylon Back Armless</b><br/>COM: 1 YD   0.91 M<br/>Unit weight: 29 LB   13.2 KG<br/>Carton weight: 34 LB   15.42 KG<br/>Carton volume: 10.75 FT<sup>3</sup>   0.3 MT<sup>3</sup></p>  |  <p><b>ADJUSTMENTS</b><br/>(1) Tilt tension<br/>(2) Pneumatic seat height<br/>(9) Tilt lock<br/>Posture back<br/>Center tilt action</p>   | <p>Ergonomic features:<br/>A, C, G, M, N</p>       | <table border="1"> <thead> <tr> <th colspan="3">OVERALL DIMENSIONS</th> <th colspan="3">SEAT DIMENSIONS</th> <th colspan="3">BACK DIMENSIONS</th> </tr> <tr> <th>W</th><th>D</th><th>H</th> <th>W</th><th>D</th><th>H</th> <th>W</th><th>H</th> </tr> </thead> <tbody> <tr> <td>IN 20</td><td>24</td><td>36</td> <td>20</td><td>19</td><td>16.5-20.5</td> <td>19</td><td>19</td> </tr> <tr> <td>MM 508</td><td>610</td><td>914</td> <td>508</td><td>483</td><td>419-521</td> <td>483</td><td>483</td> </tr> </tbody> </table> |     |     |                 |     |           |                 |      |      |      |    |    | OVERALL DIMENSIONS |   |   | SEAT DIMENSIONS |   |   | BACK DIMENSIONS |    |    | W      | D   | H   | W   | D   | H   | W   | H   | IN 20 | 24   | 36   | 20   | 19   | 16.5-20.5 | 19 | 19 | MM 508 | 610 | 914 | 508 | 483 | 419-521 | 483 | 483 |
|   |  |  | OVERALL DIMENSIONS  |     |     | SEAT DIMENSIONS |     |           | BACK DIMENSIONS |      |      |      |    |    |                    |   |   |                 |   |   |                 |    |    |        |     |     |     |     |     |     |     |       |      |      |      |      |           |    |    |        |     |     |     |     |         |     |     |
|   |  |  | W   | D   | H   | W               | D   | H         | W               | H    |      |      |    |    |                    |   |   |                 |   |   |                 |    |    |        |     |     |     |     |     |     |     |       |      |      |      |      |           |    |    |        |     |     |     |     |         |     |     |
|   |  |  | IN 20   | 24  | 36  | 20              | 19  | 16.5-20.5 | 19              | 19   |      |      |    |    |                    |   |   |                 |   |   |                 |    |    |        |     |     |     |     |     |     |     |       |      |      |      |      |           |    |    |        |     |     |     |     |         |     |     |
|   |  |  | MM 508  | 610 | 914 | 508             | 483 | 419-521   | 483             | 483  |      |      |    |    |                    |   |   |                 |   |   |                 |    |    |        |     |     |     |     |     |     |     |       |      |      |      |      |           |    |    |        |     |     |     |     |         |     |     |
| <table border="1"> <thead> <tr> <th>1</th><th>2</th><th>3</th><th>4</th><th>5</th><th>6</th><th>7</th><th>8</th><th>9</th><th>10</th><th>11</th><th>12</th> </tr> </thead> <tbody> <tr> <td>2736</td><td>583</td><td>615</td><td>642</td><td>673</td><td>724</td><td>771</td><td>818</td><td>859</td><td>910</td><td>958</td><td>1023</td><td>1115</td> </tr> </tbody> </table>     |  |  |   |     |     |                 |     |           |                 |      |      | 1    | 2  | 3  | 4                  | 5 | 6 | 7               | 8 | 9 | 10              | 11 | 12 | 2736   | 583 | 615 | 642 | 673 | 724 | 771 | 818 | 859   | 910  | 958  | 1023 | 1115 |           |    |    |        |     |     |     |     |         |     |     |
| 1   | 2  | 3  | 4   | 5   | 6   | 7               | 8   | 9         | 10              | 11   | 12   |      |    |    |                    |   |   |                 |   |   |                 |    |    |        |     |     |     |     |     |     |     |       |      |      |      |      |           |    |    |        |     |     |     |     |         |     |     |
| 2736  | 583  | 615  | 642   | 673 | 724 | 771             | 818 | 859       | 910             | 958  | 1023 | 1115 |    |    |                    |   |   |                 |   |   |                 |    |    |        |     |     |     |     |     |     |     |       |      |      |      |      |           |    |    |        |     |     |     |     |         |     |     |
| <p>RTA 1  1 per carton</p>   |  |  |   |     |     |                 |     |           |                 |      |      |      |    |    |                    |   |   |                 |   |   |                 |    |    |        |     |     |     |     |     |     |     |       |      |      |      |      |           |    |    |        |     |     |     |     |         |     |     |
|  <p><b>Medium Posture Mesh Back Armless</b><br/>COM: 1 YD   0.91 M<br/>Unit weight: 29 LB   13.2 KG<br/>Carton weight: 34 LB   15.42 KG<br/>Carton volume: 10.75 FT<sup>3</sup>   0.3 MT<sup>3</sup></p>  |  <p><b>ADJUSTMENTS</b><br/>(1) Tilt tension<br/>(2) Pneumatic seat height<br/>(9) Tilt lock<br/>Posture back<br/>Center tilt action</p>  | <p>Ergonomic features:<br/>A, C, G, M, N</p>       | <table border="1"> <thead> <tr> <th colspan="3">OVERALL DIMENSIONS</th> <th colspan="3">SEAT DIMENSIONS</th> <th colspan="3">BACK DIMENSIONS</th> </tr> <tr> <th>W</th><th>D</th><th>H</th> <th>W</th><th>D</th><th>H</th> <th>W</th><th>H</th> </tr> </thead> <tbody> <tr> <td>IN 20</td><td>24</td><td>36</td> <td>20</td><td>19</td><td>16.5-20.5</td> <td>19</td><td>19</td> </tr> <tr> <td>MM 508</td><td>610</td><td>914</td> <td>508</td><td>483</td><td>419-521</td> <td>483</td><td>483</td> </tr> </tbody> </table> |     |     |                 |     |           |                 |      |      |      |    |    | OVERALL DIMENSIONS |   |   | SEAT DIMENSIONS |   |   | BACK DIMENSIONS |    |    | W      | D   | H   | W   | D   | H   | W   | H   | IN 20 | 24   | 36   | 20   | 19   | 16.5-20.5 | 19 | 19 | MM 508 | 610 | 914 | 508 | 483 | 419-521 | 483 | 483 |
|   |  |  | OVERALL DIMENSIONS  |     |     | SEAT DIMENSIONS |     |           | BACK DIMENSIONS |      |      |      |    |    |                    |   |   |                 |   |   |                 |    |    |        |     |     |     |     |     |     |     |       |      |      |      |      |           |    |    |        |     |     |     |     |         |     |     |
|   |  |  | W   | D   | H   | W               | D   | H         | W               | H    |      |      |    |    |                    |   |   |                 |   |   |                 |    |    |        |     |     |     |     |     |     |     |       |      |      |      |      |           |    |    |        |     |     |     |     |         |     |     |
|   |  |  | IN 20   | 24  | 36  | 20              | 19  | 16.5-20.5 | 19              | 19   |      |      |    |    |                    |   |   |                 |   |   |                 |    |    |        |     |     |     |     |     |     |     |       |      |      |      |      |           |    |    |        |     |     |     |     |         |     |     |
|   |  |  | MM 508  | 610 | 914 | 508             | 483 | 419-521   | 483             | 483  |      |      |    |    |                    |   |   |                 |   |   |                 |    |    |        |     |     |     |     |     |     |     |       |      |      |      |      |           |    |    |        |     |     |     |     |         |     |     |
| <table border="1"> <thead> <tr> <th>1</th><th>2</th><th>3</th><th>4</th><th>5</th><th>6</th><th>7</th><th>8</th><th>9</th><th>10</th><th>11</th><th>12</th> </tr> </thead> <tbody> <tr> <td>2736MB</td><td>684</td><td>716</td><td>743</td><td>774</td><td>825</td><td>872</td><td>919</td><td>960</td><td>1011</td><td>1059</td><td>1124</td><td>1216</td> </tr> </tbody> </table> |  |  |   |     |     |                 |     |           |                 |      |      | 1    | 2  | 3  | 4                  | 5 | 6 | 7               | 8 | 9 | 10              | 11 | 12 | 2736MB | 684 | 716 | 743 | 774 | 825 | 872 | 919 | 960   | 1011 | 1059 | 1124 | 1216 |           |    |    |        |     |     |     |     |         |     |     |
| 1   | 2  | 3  | 4   | 5   | 6   | 7               | 8   | 9         | 10              | 11   | 12   |      |    |    |                    |   |   |                 |   |   |                 |    |    |        |     |     |     |     |     |     |     |       |      |      |      |      |           |    |    |        |     |     |     |     |         |     |     |
| 2736MB  | 684  | 716  | 743   | 774 | 825 | 872             | 919 | 960       | 1011            | 1059 | 1124 | 1216 |    |    |                    |   |   |                 |   |   |                 |    |    |        |     |     |     |     |     |     |     |       |      |      |      |      |           |    |    |        |     |     |     |     |         |     |     |
| <p>RTA 1  1 per carton</p>   |  |  |   |     |     |                 |     |           |                 |      |      |      |    |    |                    |   |   |                 |   |   |                 |    |    |        |     |     |     |     |     |     |     |       |      |      |      |      |           |    |    |        |     |     |     |     |         |     |     |
|  <p><b>Medium Posture Back - Fully Upholstered Armless</b><br/>COM: 1.25 YD   1.14 M<br/>Unit weight: 29 LB   13.2 KG<br/>Carton weight: 34 LB   15.42 KG<br/>Carton volume: 10.75 FT<sup>3</sup>   0.3 MT<sup>3</sup></p>   |  <p><b>ADJUSTMENTS</b><br/>(1) Tilt tension<br/>(2) Pneumatic seat height<br/>(9) Tilt lock<br/>Posture back<br/>Center tilt action</p> | <p>Ergonomic features:<br/>A, C, G, M, N</p>       | <table border="1"> <thead> <tr> <th colspan="3">OVERALL DIMENSIONS</th> <th colspan="3">SEAT DIMENSIONS</th> <th colspan="3">BACK DIMENSIONS</th> </tr> <tr> <th>W</th><th>D</th><th>H</th> <th>W</th><th>D</th><th>H</th> <th>W</th><th>H</th> </tr> </thead> <tbody> <tr> <td>IN 20</td><td>24</td><td>36</td> <td>20</td><td>19</td><td>16.5-20.5</td> <td>19</td><td>19</td> </tr> <tr> <td>MM 508</td><td>610</td><td>914</td> <td>508</td><td>483</td><td>419-521</td> <td>483</td><td>483</td> </tr> </tbody> </table> |     |     |                 |     |           |                 |      |      |      |    |    | OVERALL DIMENSIONS |   |   | SEAT DIMENSIONS |   |   | BACK DIMENSIONS |    |    | W      | D   | H   | W   | D   | H   | W   | H   | IN 20 | 24   | 36   | 20   | 19   | 16.5-20.5 | 19 | 19 | MM 508 | 610 | 914 | 508 | 483 | 419-521 | 483 | 483 |
|   |  |  | OVERALL DIMENSIONS  |     |     | SEAT DIMENSIONS |     |           | BACK DIMENSIONS |      |      |      |    |    |                    |   |   |                 |   |   |                 |    |    |        |     |     |     |     |     |     |     |       |      |      |      |      |           |    |    |        |     |     |     |     |         |     |     |
|   |  |  | W   | D   | H   | W               | D   | H         | W               | H    |      |      |    |    |                    |   |   |                 |   |   |                 |    |    |        |     |     |     |     |     |     |     |       |      |      |      |      |           |    |    |        |     |     |     |     |         |     |     |
|   |  |  | IN 20   | 24  | 36  | 20              | 19  | 16.5-20.5 | 19              | 19   |      |      |    |    |                    |   |   |                 |   |   |                 |    |    |        |     |     |     |     |     |     |     |       |      |      |      |      |           |    |    |        |     |     |     |     |         |     |     |
|   |  |  | MM 508  | 610 | 914 | 508             | 483 | 419-521   | 483             | 483  |      |      |    |    |                    |   |   |                 |   |   |                 |    |    |        |     |     |     |     |     |     |     |       |      |      |      |      |           |    |    |        |     |     |     |     |         |     |     |
| <table border="1"> <thead> <tr> <th>1</th><th>2</th><th>3</th><th>4</th><th>5</th><th>6</th><th>7</th><th>8</th><th>9</th><th>10</th><th>11</th><th>12</th> </tr> </thead> <tbody> <tr> <td>2737</td><td>651</td><td>691</td><td>725</td><td>764</td><td>827</td><td>886</td><td>945</td><td>996</td><td>1060</td><td>1120</td><td>1201</td><td>1316</td> </tr> </tbody> </table>   |  |  |   |     |     |                 |     |           |                 |      |      | 1    | 2  | 3  | 4                  | 5 | 6 | 7               | 8 | 9 | 10              | 11 | 12 | 2737   | 651 | 691 | 725 | 764 | 827 | 886 | 945 | 996   | 1060 | 1120 | 1201 | 1316 |           |    |    |        |     |     |     |     |         |     |     |
| 1   | 2  | 3  | 4   | 5   | 6   | 7               | 8   | 9         | 10              | 11   | 12   |      |    |    |                    |   |   |                 |   |   |                 |    |    |        |     |     |     |     |     |     |     |       |      |      |      |      |           |    |    |        |     |     |     |     |         |     |     |
| 2737  | 651  | 691  | 725   | 764 | 827 | 886             | 945 | 996       | 1060            | 1120 | 1201 | 1316 |    |    |                    |   |   |                 |   |   |                 |    |    |        |     |     |     |     |     |     |     |       |      |      |      |      |           |    |    |        |     |     |     |     |         |     |     |
| <p>RTA 1  1 per carton</p>   |  |  |   |     |     |                 |     |           |                 |      |      |      |    |    |                    |   |   |                 |   |   |                 |    |    |        |     |     |     |     |     |     |     |       |      |      |      |      |           |    |    |        |     |     |     |     |         |     |     |
|  <p><b>Medium Posture Nylon Back w/Arms</b><br/>COM: 1 YD   0.91 M<br/>Unit weight: 39 LB   17.7 KG<br/>Carton weight: 45 LB   20.41 KG<br/>Carton volume: 10.75 FT<sup>3</sup>   0.3 MT<sup>3</sup></p>   |  <p><b>ADJUSTMENTS</b><br/>(1) Tilt tension<br/>(2) Pneumatic seat height<br/>(9) Tilt lock<br/>Posture back<br/>Center tilt action</p> | <p>Ergonomic features:<br/>A, C, G, H, M, N, Q</p> | <table border="1"> <thead> <tr> <th colspan="3">OVERALL DIMENSIONS</th> <th colspan="3">SEAT DIMENSIONS</th> <th colspan="3">BACK DIMENSIONS</th> </tr> <tr> <th>W</th><th>D</th><th>H</th> <th>W</th><th>D</th><th>H</th> <th>W</th><th>H</th> </tr> </thead> <tbody> <tr> <td>IN 25</td><td>24</td><td>36</td> <td>20</td><td>19</td><td>16.5-20.5</td> <td>19</td><td>19</td> </tr> <tr> <td>MM 635</td><td>610</td><td>914</td> <td>508</td><td>483</td><td>419-521</td> <td>483</td><td>483</td> </tr> </tbody> </table> |     |     |                 |     |           |                 |      |      |      |    |    | OVERALL DIMENSIONS |   |   | SEAT DIMENSIONS |   |   | BACK DIMENSIONS |    |    | W      | D   | H   | W   | D   | H   | W   | H   | IN 25 | 24   | 36   | 20   | 19   | 16.5-20.5 | 19 | 19 | MM 635 | 610 | 914 | 508 | 483 | 419-521 | 483 | 483 |
|   |  |  | OVERALL DIMENSIONS  |     |     | SEAT DIMENSIONS |     |           | BACK DIMENSIONS |      |      |      |    |    |                    |   |   |                 |   |   |                 |    |    |        |     |     |     |     |     |     |     |       |      |      |      |      |           |    |    |        |     |     |     |     |         |     |     |
|   |  |  | W   | D   | H   | W               | D   | H         | W               | H    |      |      |    |    |                    |   |   |                 |   |   |                 |    |    |        |     |     |     |     |     |     |     |       |      |      |      |      |           |    |    |        |     |     |     |     |         |     |     |
|   |  |  | IN 25   | 24  | 36  | 20              | 19  | 16.5-20.5 | 19              | 19   |      |      |    |    |                    |   |   |                 |   |   |                 |    |    |        |     |     |     |     |     |     |     |       |      |      |      |      |           |    |    |        |     |     |     |     |         |     |     |
|   |  |  | MM 635  | 610 | 914 | 508             | 483 | 419-521   | 483             | 483  |      |      |    |    |                    |   |   |                 |   |   |                 |    |    |        |     |     |     |     |     |     |     |       |      |      |      |      |           |    |    |        |     |     |     |     |         |     |     |
| <table border="1"> <thead> <tr> <th>1</th><th>2</th><th>3</th><th>4</th><th>5</th><th>6</th><th>7</th><th>8</th><th>9</th><th>10</th><th>11</th><th>12</th> </tr> </thead> <tbody> <tr> <td>2738</td><td>677</td><td>709</td><td>736</td><td>767</td><td>818</td><td>865</td><td>912</td><td>953</td><td>1004</td><td>1052</td><td>1117</td><td>1209</td> </tr> </tbody> </table>   |  |  |   |     |     |                 |     |           |                 |      |      | 1    | 2  | 3  | 4                  | 5 | 6 | 7               | 8 | 9 | 10              | 11 | 12 | 2738   | 677 | 709 | 736 | 767 | 818 | 865 | 912 | 953   | 1004 | 1052 | 1117 | 1209 |           |    |    |        |     |     |     |     |         |     |     |
| 1   | 2  | 3  | 4   | 5   | 6   | 7               | 8   | 9         | 10              | 11   | 12   |      |    |    |                    |   |   |                 |   |   |                 |    |    |        |     |     |     |     |     |     |     |       |      |      |      |      |           |    |    |        |     |     |     |     |         |     |     |
| 2738  | 677  | 709  | 736   | 767 | 818 | 865             | 912 | 953       | 1004            | 1052 | 1117 | 1209 |    |    |                    |   |   |                 |   |   |                 |    |    |        |     |     |     |     |     |     |     |       |      |      |      |      |           |    |    |        |     |     |     |     |         |     |     |
| <p>RTA 1  1 per carton</p>   |  |  |   |     |     |                 |     |           |                 |      |      |      |    |    |                    |   |   |                 |   |   |                 |    |    |        |     |     |     |     |     |     |     |       |      |      |      |      |           |    |    |        |     |     |     |     |         |     |     |

| DESCRIPTION   | FEATURES   | MODEL #  | STANDARD TEXTILE GRADES   |      |           |                    |      |      |                 |      |      |                 |      |      |               |      |      |      |      |      |      |      |       |      |      |      |      |           |    |    |        |     |      |     |     |         |     |     |  |  |  |
|---|--|--|---|------|-----------|--------------------|------|------|-----------------|------|------|-----------------|------|------|---------------|------|------|------|------|------|------|------|-------|------|------|------|------|-----------|----|----|--------|-----|------|-----|-----|---------|-----|-----|--|--|--|
|   |  |  | 1   | 2    | 3         | 4                  | 5    | 6    | 7               | 8    | 9    | 10              | 11   | 12   |               |      |      |      |      |      |      |      |       |      |      |      |      |           |    |    |        |     |      |     |     |         |     |     |  |  |  |
|  <p><b>Medium Posture Mesh Back w/Arms</b><br/>COM: 1 YD   0.91 M<br/>Unit weight: 39 LB   17.7 KG<br/>Carton weight: 45 LB   20.41 KG<br/>Carton volume: 10.75 FT<sup>3</sup>   0.3 MT<sup>3</sup></p>                      |  <p><b>ADJUSTMENTS</b><br/>(1) Tilt tension<br/>(2) Pneumatic seat height<br/>(9) Tilt lock<br/>Posture back<br/>Center tilt action</p>   | <p>Ergonomic features:<br/>A, C, G, H, M, N, Q</p> | <table border="1"> <tr> <td><b>2738MB</b></td><td>775</td><td>807</td><td>834</td><td>865</td><td>916</td><td>963</td><td>1010</td><td>1051</td><td>1102</td><td>1150</td><td>1215</td><td>1307</td> </tr> </table>   |      |           |                    |      |      |                 |      |      |                 |      |      | <b>2738MB</b> | 775  | 807  | 834  | 865  | 916  | 963  | 1010 | 1051  | 1102 | 1150 | 1215 | 1307 |           |    |    |        |     |      |     |     |         |     |     |  |  |  |
|   |  |  | <b>2738MB</b>   | 775  | 807       | 834                | 865  | 916  | 963             | 1010 | 1051 | 1102            | 1150 | 1215 | 1307          |      |      |      |      |      |      |      |       |      |      |      |      |           |    |    |        |     |      |     |     |         |     |     |  |  |  |
|   |  |  | <table border="1"> <tr> <th colspan="3">OVERALL DIMENSIONS</th> <th colspan="3">SEAT DIMENSIONS</th> <th colspan="3">BACK DIMENSIONS</th> </tr> <tr> <th>W</th><th>D</th><th>H</th> <th>W</th><th>D</th><th>H</th> <th>W</th><th>H</th> </tr> <tr> <td>IN 25</td><td>24</td><td>36</td> <td>20</td><td>19</td><td>16.5-20.5</td> <td>19</td><td>19</td> </tr> <tr> <td>MM 635</td><td>610</td><td>914</td> <td>508</td><td>483</td><td>419-521</td> <td>483</td><td>483</td> </tr> </table> |      |           | OVERALL DIMENSIONS |      |      | SEAT DIMENSIONS |      |      | BACK DIMENSIONS |      |      | W             | D    | H    | W    | D    | H    | W    | H    | IN 25 | 24   | 36   | 20   | 19   | 16.5-20.5 | 19 | 19 | MM 635 | 610 | 914  | 508 | 483 | 419-521 | 483 | 483 | <p><b>RTA 1</b>  1 per carton</p>   |  |  |
|   |  |  | OVERALL DIMENSIONS  |      |           | SEAT DIMENSIONS    |      |      | BACK DIMENSIONS |      |      |                 |      |      |               |      |      |      |      |      |      |      |       |      |      |      |      |           |    |    |        |     |      |     |     |         |     |     |  |  |  |
| W   | D  | H  | W   | D    | H         | W                  | H    |      |                 |      |      |                 |      |      |               |      |      |      |      |      |      |      |       |      |      |      |      |           |    |    |        |     |      |     |     |         |     |     |  |  |  |
| IN 25   | 24   | 36   | 20  | 19   | 16.5-20.5 | 19                 | 19   |      |                 |      |      |                 |      |      |               |      |      |      |      |      |      |      |       |      |      |      |      |           |    |    |        |     |      |     |     |         |     |     |  |  |  |
| MM 635  | 610  | 914  | 508   | 483  | 419-521   | 483                | 483  |      |                 |      |      |                 |      |      |               |      |      |      |      |      |      |      |       |      |      |      |      |           |    |    |        |     |      |     |     |         |     |     |  |  |  |
|  <p><b>Medium Posture Back - Fully Upholstered w/Arms</b><br/>COM: 1.25 YD   1.14 M<br/>Unit weight: 39 LB   17.7 KG<br/>Carton weight: 45 LB   20.41 KG<br/>Carton volume: 10.75 FT<sup>3</sup>   0.3 MT<sup>3</sup></p>    |  <p><b>ADJUSTMENTS</b><br/>(1) Tilt tension<br/>(2) Pneumatic seat height<br/>(9) Tilt lock<br/>Posture back<br/>Center tilt action</p>   | <p>Ergonomic features:<br/>A, C, G, H, M, N, Q</p> | <table border="1"> <tr> <td><b>2739</b></td><td>742</td><td>782</td><td>816</td><td>855</td><td>918</td><td>977</td><td>1036</td><td>1087</td><td>1151</td><td>1211</td><td>1292</td><td>1407</td> </tr> </table>   |      |           |                    |      |      |                 |      |      |                 |      |      | <b>2739</b>   | 742  | 782  | 816  | 855  | 918  | 977  | 1036 | 1087  | 1151 | 1211 | 1292 | 1407 |           |    |    |        |     |      |     |     |         |     |     |  |  |  |
|   |  |  | <b>2739</b>   | 742  | 782       | 816                | 855  | 918  | 977             | 1036 | 1087 | 1151            | 1211 | 1292 | 1407          |      |      |      |      |      |      |      |       |      |      |      |      |           |    |    |        |     |      |     |     |         |     |     |  |  |  |
|   |  |  | <table border="1"> <tr> <th colspan="3">OVERALL DIMENSIONS</th> <th colspan="3">SEAT DIMENSIONS</th> <th colspan="3">BACK DIMENSIONS</th> </tr> <tr> <th>W</th><th>D</th><th>H</th> <th>W</th><th>D</th><th>H</th> <th>W</th><th>H</th> </tr> <tr> <td>IN 25</td><td>24</td><td>36</td> <td>20</td><td>19</td><td>16.5-20.5</td> <td>19</td><td>19</td> </tr> <tr> <td>MM 635</td><td>610</td><td>914</td> <td>508</td><td>483</td><td>419-521</td> <td>483</td><td>483</td> </tr> </table> |      |           | OVERALL DIMENSIONS |      |      | SEAT DIMENSIONS |      |      | BACK DIMENSIONS |      |      | W             | D    | H    | W    | D    | H    | W    | H    | IN 25 | 24   | 36   | 20   | 19   | 16.5-20.5 | 19 | 19 | MM 635 | 610 | 914  | 508 | 483 | 419-521 | 483 | 483 | <p><b>RTA 1</b>  1 per carton</p>   |  |  |
|   |  |  | OVERALL DIMENSIONS  |      |           | SEAT DIMENSIONS    |      |      | BACK DIMENSIONS |      |      |                 |      |      |               |      |      |      |      |      |      |      |       |      |      |      |      |           |    |    |        |     |      |     |     |         |     |     |  |  |  |
| W   | D  | H  | W   | D    | H         | W                  | H    |      |                 |      |      |                 |      |      |               |      |      |      |      |      |      |      |       |      |      |      |      |           |    |    |        |     |      |     |     |         |     |     |  |  |  |
| IN 25   | 24   | 36   | 20  | 19   | 16.5-20.5 | 19                 | 19   |      |                 |      |      |                 |      |      |               |      |      |      |      |      |      |      |       |      |      |      |      |           |    |    |        |     |      |     |     |         |     |     |  |  |  |
| MM 635  | 610  | 914  | 508   | 483  | 419-521   | 483                | 483  |      |                 |      |      |                 |      |      |               |      |      |      |      |      |      |      |       |      |      |      |      |           |    |    |        |     |      |     |     |         |     |     |  |  |  |
|  <p><b>Medium Posture Stool Nylon Back w/Arms</b><br/>COM: 1 YD   0.91 M<br/>Unit weight: 45 LB   20.5 KG<br/>Carton weight: 50 LB   22.68 KG<br/>Carton volume: 10.75 FT<sup>3</sup>   0.3 MT<sup>3</sup></p>               |  <p><b>ADJUSTMENTS</b><br/>(1) Tilt tension<br/>(2) Pneumatic seat height<br/>(9) Tilt lock<br/>Posture back<br/>Center tilt action</p>   | <p>Ergonomic features:<br/>A, C, G, H, M, N, Q</p> | <table border="1"> <tr> <td><b>2748</b></td><td>903</td><td>935</td><td>962</td><td>993</td><td>1044</td><td>1091</td><td>1138</td><td>1179</td><td>1230</td><td>1278</td><td>1343</td><td>1435</td> </tr> </table>   |      |           |                    |      |      |                 |      |      |                 |      |      | <b>2748</b>   | 903  | 935  | 962  | 993  | 1044 | 1091 | 1138 | 1179  | 1230 | 1278 | 1343 | 1435 |           |    |    |        |     |      |     |     |         |     |     |  |  |  |
|   |  |  | <b>2748</b>   | 903  | 935       | 962                | 993  | 1044 | 1091            | 1138 | 1179 | 1230            | 1278 | 1343 | 1435          |      |      |      |      |      |      |      |       |      |      |      |      |           |    |    |        |     |      |     |     |         |     |     |  |  |  |
|   |  |  | <table border="1"> <tr> <th colspan="3">OVERALL DIMENSIONS</th> <th colspan="3">SEAT DIMENSIONS</th> <th colspan="3">BACK DIMENSIONS</th> </tr> <tr> <th>W</th><th>D</th><th>H</th> <th>W</th><th>D</th><th>H</th> <th>W</th><th>H</th> </tr> <tr> <td>IN 25</td><td>24</td><td>46</td> <td>20</td><td>19</td><td>23-33</td> <td>19</td><td>19</td> </tr> <tr> <td>MM 635</td><td>610</td><td>1168</td> <td>508</td><td>483</td><td>584-838</td> <td>483</td><td>483</td> </tr> </table>    |      |           | OVERALL DIMENSIONS |      |      | SEAT DIMENSIONS |      |      | BACK DIMENSIONS |      |      | W             | D    | H    | W    | D    | H    | W    | H    | IN 25 | 24   | 46   | 20   | 19   | 23-33     | 19 | 19 | MM 635 | 610 | 1168 | 508 | 483 | 584-838 | 483 | 483 | <p><b>RTA 1</b>  1 per carton</p> |  |  |
|   |  |  | OVERALL DIMENSIONS  |      |           | SEAT DIMENSIONS    |      |      | BACK DIMENSIONS |      |      |                 |      |      |               |      |      |      |      |      |      |      |       |      |      |      |      |           |    |    |        |     |      |     |     |         |     |     |  |  |  |
| W   | D  | H  | W   | D    | H         | W                  | H    |      |                 |      |      |                 |      |      |               |      |      |      |      |      |      |      |       |      |      |      |      |           |    |    |        |     |      |     |     |         |     |     |  |  |  |
| IN 25   | 24   | 46   | 20  | 19   | 23-33     | 19                 | 19   |      |                 |      |      |                 |      |      |               |      |      |      |      |      |      |      |       |      |      |      |      |           |    |    |        |     |      |     |     |         |     |     |  |  |  |
| MM 635  | 610  | 1168   | 508   | 483  | 584-838   | 483                | 483  |      |                 |      |      |                 |      |      |               |      |      |      |      |      |      |      |       |      |      |      |      |           |    |    |        |     |      |     |     |         |     |     |  |  |  |
|  <p><b>Medium Posture Stool Mesh Back w/Arms</b><br/>COM: 1 YD   0.91 M<br/>Unit weight: 46 LB   20.9 KG<br/>Carton weight: 51 LB   23.13 KG<br/>Carton volume: 10.75 FT<sup>3</sup>   0.3 MT<sup>3</sup></p>              |  <p><b>ADJUSTMENTS</b><br/>(1) Tilt tension<br/>(2) Pneumatic seat height<br/>(9) Tilt lock<br/>Posture back<br/>Center tilt action</p> | <p>Ergonomic features:<br/>A, C, G, H, M, N, Q</p> | <table border="1"> <tr> <td><b>2748MB</b></td><td>1005</td><td>1037</td><td>1064</td><td>1095</td><td>1146</td><td>1193</td><td>1240</td><td>1281</td><td>1332</td><td>1380</td><td>1445</td><td>1537</td> </tr> </table>   |      |           |                    |      |      |                 |      |      |                 |      |      | <b>2748MB</b> | 1005 | 1037 | 1064 | 1095 | 1146 | 1193 | 1240 | 1281  | 1332 | 1380 | 1445 | 1537 |           |    |    |        |     |      |     |     |         |     |     |  |  |  |
|   |  |  | <b>2748MB</b>   | 1005 | 1037      | 1064               | 1095 | 1146 | 1193            | 1240 | 1281 | 1332            | 1380 | 1445 | 1537          |      |      |      |      |      |      |      |       |      |      |      |      |           |    |    |        |     |      |     |     |         |     |     |  |  |  |
|   |  |  | <table border="1"> <tr> <th colspan="3">OVERALL DIMENSIONS</th> <th colspan="3">SEAT DIMENSIONS</th> <th colspan="3">BACK DIMENSIONS</th> </tr> <tr> <th>W</th><th>D</th><th>H</th> <th>W</th><th>D</th><th>H</th> <th>W</th><th>H</th> </tr> <tr> <td>IN 25</td><td>24</td><td>46</td> <td>20</td><td>19</td><td>23-33</td> <td>19</td><td>19</td> </tr> <tr> <td>MM 635</td><td>610</td><td>1168</td> <td>508</td><td>483</td><td>584-838</td> <td>483</td><td>483</td> </tr> </table>    |      |           | OVERALL DIMENSIONS |      |      | SEAT DIMENSIONS |      |      | BACK DIMENSIONS |      |      | W             | D    | H    | W    | D    | H    | W    | H    | IN 25 | 24   | 46   | 20   | 19   | 23-33     | 19 | 19 | MM 635 | 610 | 1168 | 508 | 483 | 584-838 | 483 | 483 | <p><b>RTA 1</b>  1 per carton</p> |  |  |
|   |  |  | OVERALL DIMENSIONS  |      |           | SEAT DIMENSIONS    |      |      | BACK DIMENSIONS |      |      |                 |      |      |               |      |      |      |      |      |      |      |       |      |      |      |      |           |    |    |        |     |      |     |     |         |     |     |  |  |  |
| W   | D  | H  | W   | D    | H         | W                  | H    |      |                 |      |      |                 |      |      |               |      |      |      |      |      |      |      |       |      |      |      |      |           |    |    |        |     |      |     |     |         |     |     |  |  |  |
| IN 25   | 24   | 46   | 20  | 19   | 23-33     | 19                 | 19   |      |                 |      |      |                 |      |      |               |      |      |      |      |      |      |      |       |      |      |      |      |           |    |    |        |     |      |     |     |         |     |     |  |  |  |
| MM 635  | 610  | 1168   | 508   | 483  | 584-838   | 483                | 483  |      |                 |      |      |                 |      |      |               |      |      |      |      |      |      |      |       |      |      |      |      |           |    |    |        |     |      |     |     |         |     |     |  |  |  |
|  <p><b>Medium Posture Stool - Fully Upholstered w/Arms</b><br/>COM: 1.25 YD   1.14 M<br/>Unit weight: 47 LB   21.4 KG<br/>Carton weight: 52 LB   23.59 KG<br/>Carton volume: 10.75 FT<sup>3</sup>   0.3 MT<sup>3</sup></p> |  <p><b>ADJUSTMENTS</b><br/>(1) Tilt tension<br/>(2) Pneumatic seat height<br/>(9) Tilt lock<br/>Posture back<br/>Center tilt action</p> | <p>Ergonomic features:<br/>A, C, G, H, M, N, Q</p> | <table border="1"> <tr> <td><b>2749</b></td><td>973</td><td>1013</td><td>1047</td><td>1086</td><td>1149</td><td>1208</td><td>1267</td><td>1318</td><td>1382</td><td>1442</td><td>1523</td><td>1638</td> </tr> </table>  |      |           |                    |      |      |                 |      |      |                 |      |      | <b>2749</b>   | 973  | 1013 | 1047 | 1086 | 1149 | 1208 | 1267 | 1318  | 1382 | 1442 | 1523 | 1638 |           |    |    |        |     |      |     |     |         |     |     |  |  |  |
|   |  |  | <b>2749</b>   | 973  | 1013      | 1047               | 1086 | 1149 | 1208            | 1267 | 1318 | 1382            | 1442 | 1523 | 1638          |      |      |      |      |      |      |      |       |      |      |      |      |           |    |    |        |     |      |     |     |         |     |     |  |  |  |
|   |  |  | <table border="1"> <tr> <th colspan="3">OVERALL DIMENSIONS</th> <th colspan="3">SEAT DIMENSIONS</th> <th colspan="3">BACK DIMENSIONS</th> </tr> <tr> <th>W</th><th>D</th><th>H</th> <th>W</th><th>D</th><th>H</th> <th>W</th><th>H</th> </tr> <tr> <td>IN 25</td><td>24</td><td>46</td> <td>20</td><td>19</td><td>23-33</td> <td>19</td><td>19</td> </tr> <tr> <td>MM 635</td><td>610</td><td>1168</td> <td>508</td><td>483</td><td>584-838</td> <td>483</td><td>483</td> </tr> </table>    |      |           | OVERALL DIMENSIONS |      |      | SEAT DIMENSIONS |      |      | BACK DIMENSIONS |      |      | W             | D    | H    | W    | D    | H    | W    | H    | IN 25 | 24   | 46   | 20   | 19   | 23-33     | 19 | 19 | MM 635 | 610 | 1168 | 508 | 483 | 584-838 | 483 | 483 | <p><b>RTA 1</b>  1 per carton</p> |  |  |
|   |  |  | OVERALL DIMENSIONS  |      |           | SEAT DIMENSIONS    |      |      | BACK DIMENSIONS |      |      |                 |      |      |               |      |      |      |      |      |      |      |       |      |      |      |      |           |    |    |        |     |      |     |     |         |     |     |  |  |  |
| W   | D  | H  | W   | D    | H         | W                  | H    |      |                 |      |      |                 |      |      |               |      |      |      |      |      |      |      |       |      |      |      |      |           |    |    |        |     |      |     |     |         |     |     |  |  |  |
| IN 25   | 24   | 46   | 20  | 19   | 23-33     | 19                 | 19   |      |                 |      |      |                 |      |      |               |      |      |      |      |      |      |      |       |      |      |      |      |           |    |    |        |     |      |     |     |         |     |     |  |  |  |
| MM 635  | 610  | 1168   | 508   | 483  | 584-838   | 483                | 483  |      |                 |      |      |                 |      |      |               |      |      |      |      |      |      |      |       |      |      |      |      |           |    |    |        |     |      |     |     |         |     |     |  |  |  |

LOOVER



model 2660-8



model 2660-3



Optional Memory Foam  
See right for details.



model 2661-8



model 2662-3


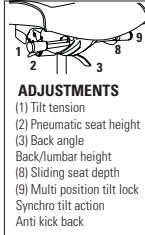


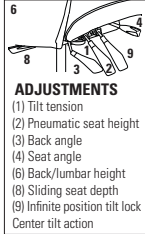

STANDARD FEATURES


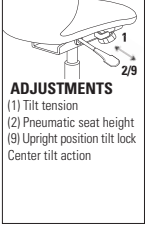


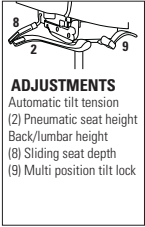


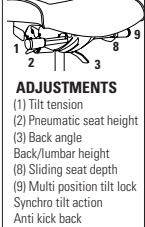


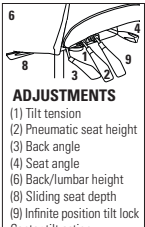


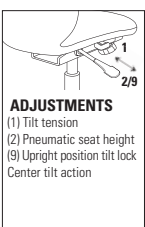

- Global's first chair to feature a weight sensing synchro-tilter mechanism that requires no tilt tension adjustment.
- A live lumbar support is incorporated into the back design which is height adjustable via a concealed ratchet system, offering a 2.25" height adjustment.
- Standard with Global's high quality Soft Descent™ pneumatic lift which slowly and gently lowers the seat height of the chair making it easy to obtain the exact seat height you desire.
- Side activated sliding seat depth adjustment (**MD**) is standard on multi-tilters, synchro-tilters and weight sensing synchro-tilter.
- Standard with height and width adjustable (**G5**) arms with sliding and lockable armcaps. Armcaps also articulate inwards and outwards 30° to aim toward the keyboard or mouse area.
- Standard with soft, durable, self-skinned urethane (SSU) armcaps that are warm to the touch.
- Vari-Width (**WA**) width adjustable arm extensions are standard when chair is ordered with adjustable arms. Allows the arms to move away from the seat by 2" on each side to allow space if desired for broader hip widths.
- Five prong, injection molded, fiberglass reinforced, nylon medium rise base (**B7B**) with dual wheel carpet casters (**C1**).
- Upholstery options: fabric, vinyl or leather. Vinyl and leather models may feature stitch detail across the seat and/or back cushions, if applicable.

- Mesh backs are available in 24 brilliant Vue colors: Sandy Beach (VU10), Desert Sand (VU11), Orange Sunset (VU12), Chocolate Fountain (VU13), Arctic Blue (VU14), Quarry Grey (VU15), Tidal Wave (VU16), Ivy Moss (VU17), Red Rose (VU18), Coal Black (VU19), White (VU20), Lime (VU21), Chartreuse (VU23), Pool Blue (VU26), Sky (VU28), Primary Blue (VU32), Tangerine (VU34), Paprika (VU37), Grain (VU40), Yellow (VU43), Silver Grey (VU55), Silver (VU63), Hot Pink (VU65) and Red Mittens (VU70). Please specify.
- Petite seats have the same list prices as standard models.

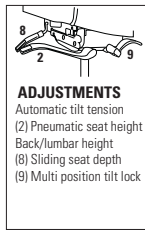
OPTIONAL FEATURES

- Seat available in memory foam, please specify (**MF**). Add \$106.
- Optional polished aluminum base (**B7A**), please specify (**ALU**). Add \$131.
- For hard surface flooring casters, please specify (**C9R**). Add \$21.
- For additional arm/caster options, please refer to the Arm and Caster section (page 347). *Optional casters may be priced higher than the standard casters for your chair and the difference will be charged. Lower priced optional casters will not be credited.*

| DESCRIPTION   | FEATURES  | MODEL #  | STANDARD TEXTILE GRADES   |   |              |                        |          |             |                        |          |   |    |    |    |  |  |  |
|---|---|--|---------------------------|---|--------------|------------------------|----------|-------------|------------------------|----------|---|----|----|----|--|--|--|
|   |   |  | 1                         | 2   | 3            | 4                      | 5        | 6           | 7                      | 8        | 9 | 10 | 11 | 12 |  |  |  |
|  <p><b>Extended HB Synchro-Tilter w/Back Angle Adj.</b><br/>COM: 1 YD   0.91 M<br/>Unit weight: 56 LB   25.5 KG<br/>Carton weight: 68 LB   30.84 KG<br/>Carton volume: 11 FT<sup>3</sup>   0.31 MT<sup>3</sup></p> |  <p><b>ADJUSTMENTS</b><br/>(1) Tilt tension<br/>(2) Pneumatic seat height<br/>(3) Back angle<br/>Back/lumbar height<br/>(8) Sliding seat depth<br/>(9) Multi position tilt lock<br/>Synchro tilt action<br/>Anti kick back</p>       | <p><b>2660-0</b> 1009 1041 1068 1099 1150 1197 1244 1285 1336 1384 1449 1541<br/><b>2660P-0</b> Petite seat<br/>IN W20 D18-21 H16.25-20.25   MM W508 D457-533 H413-514</p> | <b>OVERALL DIMENSIONS</b> |   |              | <b>SEAT DIMENSIONS</b> |          |             | <b>BACK DIMENSIONS</b> |          |   |    |    |    |  |  |  |
|   |   |  | <b>W</b>                  | <b>D</b>  | <b>H</b>     | <b>W</b>               | <b>D</b> | <b>H</b>    | <b>W</b>               | <b>H</b> |   |    |    |    |  |  |  |
|   |   |  | IN 25.5                   | 25  | 45.5         | 20                     | 19-22    | 16.25-20.25 | 19.5                   | 26.5-29  |   |    |    |    |  |  |  |
|   |   |  | MM 648                    | 635   | 1156         | 508                    | 483-559  | 413-514     | 495                    | 673-737  |   |    |    |    |  |  |  |
|   |   |  | <b>RTA 2</b>              |  | 1 per carton |                        |          |             |                        |          |   |    |    |    |  |  |  |
|  <p><b>Extended HB Multi-Tilter</b><br/>COM: 1 YD   0.91 M<br/>Unit weight: 60 LB   27.3 KG<br/>Carton weight: 68 LB   30.84 KG<br/>Carton volume: 11 FT<sup>3</sup>   0.31 MT<sup>3</sup></p>                     |  <p><b>ADJUSTMENTS</b><br/>(1) Tilt tension<br/>(2) Pneumatic seat height<br/>(3) Back angle<br/>(4) Seat angle<br/>(6) Back/lumbar height<br/>(8) Sliding seat depth<br/>(9) Infinite position tilt lock<br/>Center tilt action</p> | <p><b>2660-3</b> 1009 1041 1068 1099 1150 1197 1244 1285 1336 1384 1449 1541<br/><b>2660P-3</b> Petite seat<br/>IN W20 D18-21 H16-20   MM W508 D457-533 H406-508</p>       | <b>OVERALL DIMENSIONS</b> |   |              | <b>SEAT DIMENSIONS</b> |          |             | <b>BACK DIMENSIONS</b> |          |   |    |    |    |  |  |  |
|   |   |  | <b>W</b>                  | <b>D</b>  | <b>H</b>     | <b>W</b>               | <b>D</b> | <b>H</b>    | <b>W</b>               | <b>H</b> |   |    |    |    |  |  |  |
|   |   |  | IN 25.5                   | 25  | 45.5         | 20                     | 19-22    | 16-20       | 19.5                   | 26.5-29  |   |    |    |    |  |  |  |
|   |   |  | MM 648                    | 635   | 1156         | 508                    | 483-559  | 406-508     | 495                    | 673-737  |   |    |    |    |  |  |  |
|   |   |  | <b>RTA 2</b>              |  | 1 per carton |                        |          |             |                        |          |   |    |    |    |  |  |  |

| DESCRIPTION  | FEATURES  | MODEL #   | STANDARD TEXTILE GRADES   |           |              |                        |                  |                        |                        |                    |   |    |    |    |  |  |
|--|---|---|---|-----------|--------------|------------------------|------------------|------------------------|------------------------|--------------------|---|----|----|----|--|--|
|  |   |   | 1   | 2         | 3            | 4                      | 5                | 6                      | 7                      | 8                  | 9 | 10 | 11 | 12 |  |  |
|  <p><b>Extended HB Tilter</b><br/>COM: 1 YD   0.91 M<br/>Unit weight: 54 LB   24.5 KG<br/>Carton weight: 62 LB   28.12 KG<br/>Carton volume: 11 FT<sup>3</sup>   0.31 MT<sup>3</sup></p>                        |  <p><b>ADJUSTMENTS</b><br/>(1) Tilt tension<br/>(2) Pneumatic seat height<br/>(9) Upright position tilt lock<br/>Center tilt action</p>  | <p>Ergonomic features:<br/>A, B, C, D, H, M, N, Q, R, S, U</p>          | <p><b>2660-4</b> 917 949 976 1007 1058 1105 1152 1193 1244 1292 1357 1449<br/> <b>2660P-4</b> Petite seat<br/>                     IN W20 D18-19 H16-21   MM W508 D457-483 H406-533</p>         |           |              |                        |                  |                        |                        |                    |   |    |    |    |  |  |
|  |   |   | <b>OVERALL DIMENSIONS</b>   |           |              | <b>SEAT DIMENSIONS</b> |                  |                        | <b>BACK DIMENSIONS</b> |                    |   |    |    |    |  |  |
|  |   |   | W   | D         | H            | W                      | D                | H                      | W                      | H                  |   |    |    |    |  |  |
|  |   |   | IN 25.5<br>MM 648   | 25<br>635 | 45.5<br>1156 | 20<br>508              | 19-20<br>483-508 | 16-21<br>406-533       | 19.5<br>495            | 26.5-29<br>673-737 |   |    |    |    |  |  |
| <p>RTA 2  1 per carton</p>  |   |   |   |           |              |                        |                  |                        |                        |                    |   |    |    |    |  |  |
|  <p><b>Extended HB Weight Sensing Synchro-Tilter</b><br/>COM: 1 YD   0.91 M<br/>Unit weight: 58 LB   26.4 KG<br/>Carton weight: 66 LB   29.94 KG<br/>Carton volume: 11 FT<sup>3</sup>   0.31 MT<sup>3</sup></p> |  <p><b>ADJUSTMENTS</b><br/>Automatic tilt tension<br/>(2) Pneumatic seat height<br/>Back/lumbar height<br/>(8) Sliding seat depth<br/>(9) Multi position tilt lock</p>   | <p>Ergonomic features:<br/>A, B, C, D, E, H, L, M, N, Q, R, U</p>       | <p><b>2660-8</b> 1009 1041 1068 1099 1150 1197 1244 1285 1336 1384 1449 1541<br/> <b>2660P-8</b> Petite seat<br/>                     IN W20 D18-21 H16-21   MM W508 D457-533 H406-533</p>      |           |              |                        |                  |                        |                        |                    |   |    |    |    |  |  |
|  |   |   | <b>OVERALL DIMENSIONS</b>   |           |              | <b>SEAT DIMENSIONS</b> |                  |                        | <b>BACK DIMENSIONS</b> |                    |   |    |    |    |  |  |
|  |   |   | W   | D         | H            | W                      | D                | H                      | W                      | H                  |   |    |    |    |  |  |
|  |   |   | IN 25.5<br>MM 648   | 25<br>635 | 45.5<br>1156 | 20<br>508              | 19-22<br>483-559 | 16-21<br>406-533       | 19.5<br>495            | 26.5-29<br>673-737 |   |    |    |    |  |  |
| <p>RTA 2  1 per carton</p>  |   |   |   |           |              |                        |                  |                        |                        |                    |   |    |    |    |  |  |
|  <p><b>HB Synchro-Tilter w/Back Angle Adj.</b><br/>COM: 1 YD   0.91 M<br/>Unit weight: 54 LB   24.5 KG<br/>Carton weight: 66 LB   29.94 KG<br/>Carton volume: 10.5 FT<sup>3</sup>   0.29 MT<sup>3</sup></p>    |  <p><b>ADJUSTMENTS</b><br/>(1) Tilt tension<br/>(2) Pneumatic seat height<br/>(3) Back angle<br/>Back/lumbar height<br/>(8) Sliding seat depth<br/>(9) Multi position tilt lock<br/>Synchro tilt action<br/>Anti kick back</p>        | <p>Ergonomic features:<br/>A, B, C, D, E, G, H, L, M, N, Q, R, U</p>    | <p><b>2661-0</b> 981 1013 1040 1071 1122 1169 1216 1257 1308 1356 1421 1513<br/> <b>2661P-0</b> Petite seat<br/>                     IN W20 D18-21 H16.25-20.25   MM W508 D457-533 H413-514</p> |           |              |                        |                  |                        |                        |                    |   |    |    |    |  |  |
|  |   |   | <b>OVERALL DIMENSIONS</b>   |           |              | <b>SEAT DIMENSIONS</b> |                  |                        | <b>BACK DIMENSIONS</b> |                    |   |    |    |    |  |  |
|  |   |   | W   | D         | H            | W                      | D                | H                      | W                      | H                  |   |    |    |    |  |  |
|  |   |   | IN 25.5<br>MM 648   | 24<br>610 | 42.5<br>1080 | 20<br>508              | 19-22<br>483-559 | 16.25-20.25<br>413-514 | 19.5<br>495            | 25-27.5<br>635-699 |   |    |    |    |  |  |
| <p>RTA 2  1 per carton</p>  |   |   |   |           |              |                        |                  |                        |                        |                    |   |    |    |    |  |  |
|  <p><b>HB Multi-Tilter</b><br/>COM: 1 YD   0.91 M<br/>Unit weight: 56 LB   25.5 KG<br/>Carton weight: 68 LB   30.84 KG<br/>Carton volume: 10.5 FT<sup>3</sup>   0.29 MT<sup>3</sup></p>                       |  <p><b>ADJUSTMENTS</b><br/>(1) Tilt tension<br/>(2) Pneumatic seat height<br/>(3) Back angle<br/>(4) Seat angle<br/>(6) Back/lumbar height<br/>(8) Sliding seat depth<br/>(9) Infinite position tilt lock<br/>Center tilt action</p> | <p>Ergonomic features:<br/>A, B, C, D, E, F, G, H, M, N, Q, R, S, U</p> | <p><b>2661-3</b> 981 1013 1040 1071 1122 1169 1216 1257 1308 1356 1421 1513<br/> <b>2661P-3</b> Petite seat<br/>                     IN W20 D18-21 H16-20   MM W508 D457-533 H406-508</p>       |           |              |                        |                  |                        |                        |                    |   |    |    |    |  |  |
|  |   |   | <b>OVERALL DIMENSIONS</b>   |           |              | <b>SEAT DIMENSIONS</b> |                  |                        | <b>BACK DIMENSIONS</b> |                    |   |    |    |    |  |  |
|  |   |   | W   | D         | H            | W                      | D                | H                      | W                      | H                  |   |    |    |    |  |  |
|  |   |   | IN 25.5<br>MM 648   | 25<br>635 | 42.5<br>1080 | 20<br>508              | 19-22<br>483-559 | 16-20<br>406-508       | 19.5<br>495            | 25-27.5<br>635-699 |   |    |    |    |  |  |
| <p>RTA 2  1 per carton</p>  |   |   |   |           |              |                        |                  |                        |                        |                    |   |    |    |    |  |  |
|  <p><b>HB Tilter</b><br/>COM: 1 YD   0.91 M<br/>Unit weight: 50 LB   22.7 KG<br/>Carton weight: 62 LB   28.12 KG<br/>Carton volume: 10.5 FT<sup>3</sup>   0.29 MT<sup>3</sup></p>                             |  <p><b>ADJUSTMENTS</b><br/>(1) Tilt tension<br/>(2) Pneumatic seat height<br/>(9) Upright position tilt lock<br/>Center tilt action</p>  | <p>Ergonomic features:<br/>A, B, C, D, H, M, N, Q, R, S, U</p>          | <p><b>2661-4</b> 888 920 947 978 1029 1076 1123 1164 1215 1263 1328 1420<br/> <b>2661P-4</b> Petite seat<br/>                     IN W20 D18-19 H16-21   MM W508 D457-483 H406-533</p>          |           |              |                        |                  |                        |                        |                    |   |    |    |    |  |  |
|  |   |   | <b>OVERALL DIMENSIONS</b>   |           |              | <b>SEAT DIMENSIONS</b> |                  |                        | <b>BACK DIMENSIONS</b> |                    |   |    |    |    |  |  |
|  |   |   | W   | D         | H            | W                      | D                | H                      | W                      | H                  |   |    |    |    |  |  |
|  |   |   | IN 25.5<br>MM 648   | 25<br>635 | 42.5<br>1080 | 20<br>508              | 19-20<br>483-508 | 16-21<br>406-533       | 19.5<br>495            | 25-27.5<br>635-699 |   |    |    |    |  |  |
| <p>RTA 2  1 per carton</p>  |   |   |   |           |              |                        |                  |                        |                        |                    |   |    |    |    |  |  |

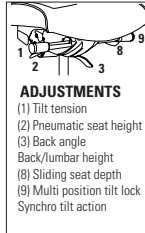
DESCRIPTION FEATURES MODEL # STANDARD TEXTILE GRADES



**HB Weight Sensing Synchro-Tilter**  
 COM: 1 YD | 0.91 M  
 Unit weight: 54 LB | 24.5 KG  
 Carton weight: 66 LB | 29.94 KG  
 Carton volume: 10.5 FT<sup>3</sup> | 0.3 MT<sup>3</sup>

Ergonomic features:  
 A, B, C, D, E, H, L, M, N, Q, R, U

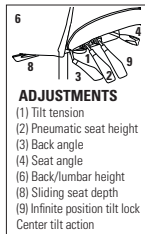
|                            | 1  | 2            | 3               | 4       | 5       | 6               | 7       | 8    | 9    | 10   | 11   | 12   |
|----------------------------|--|--------------|-----------------|---------|---------|-----------------|---------|------|------|------|------|------|
| <b>2661-8</b>              | 981  | 1013         | 1040            | 1071    | 1122    | 1169            | 1216    | 1257 | 1308 | 1356 | 1421 | 1513 |
| <b>2661P-8</b> Petite seat | IN W20 D18-21 H16-21   MM W508 D457-533 H406-533 |              |                 |         |         |                 |         |      |      |      |      |      |
| OVERALL DIMENSIONS         |  |              | SEAT DIMENSIONS |         |         | BACK DIMENSIONS |         |      |      |      |      |      |
| W                          | D  | H            | W               | D       | H       | W               | H       |      |      |      |      |      |
| IN 25.5                    | 24   | 42.5         | 20              | 19-22   | 16-21   | 19.5            | 25-27.5 |      |      |      |      |      |
| MM 648                     | 610  | 1080         | 508             | 483-559 | 406-533 | 495             | 635-699 |      |      |      |      |      |
| <b>RTA 2</b>               |  | 1 per carton |                 |         |         |                 |         |      |      |      |      |      |



**MB Synchro-Tilter w/Back Angle Adj.**  
 COM: 1 YD | 0.91 M  
 Unit weight: 52 LB | 23.6 KG  
 Carton weight: 64 LB | 29.03 KG  
 Carton volume: 10.5 FT<sup>3</sup> | 0.29 MT<sup>3</sup>

Ergonomic features:  
 A, B, C, D, E, G, H, L, M, N, Q, R, U

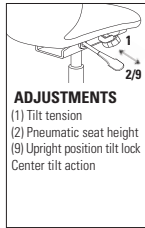
|                            | 1  | 2            | 3               | 4       | 5           | 6               | 7       | 8    | 9    | 10   | 11   | 12   |
|----------------------------|--|--------------|-----------------|---------|-------------|-----------------|---------|------|------|------|------|------|
| <b>2662-0</b>              | 955  | 987          | 1014            | 1045    | 1096        | 1143            | 1190    | 1231 | 1282 | 1330 | 1395 | 1487 |
| <b>2662P-0</b> Petite seat | IN W20 D18-21 H16.25-20.25   MM W508 D457-533 H413-514 |              |                 |         |             |                 |         |      |      |      |      |      |
| OVERALL DIMENSIONS         |  |              | SEAT DIMENSIONS |         |             | BACK DIMENSIONS |         |      |      |      |      |      |
| W                          | D  | H            | W               | D       | H           | W               | H       |      |      |      |      |      |
| IN 25.5                    | 24   | 39.5         | 20              | 19-22   | 16.25-20.25 | 19.5            | 22-24.5 |      |      |      |      |      |
| MM 648                     | 610  | 1003         | 508             | 483-559 | 413-514     | 495             | 559-622 |      |      |      |      |      |
| <b>RTA 2</b>               |  | 1 per carton |                 |         |             |                 |         |      |      |      |      |      |



**MB Multi-Tilter**  
 COM: 1 YD | 0.91 M  
 Unit weight: 54 LB | 24.5 KG  
 Carton weight: 66 LB | 29.94 KG  
 Carton volume: 10.5 FT<sup>3</sup> | 0.29 MT<sup>3</sup>

Ergonomic features:  
 A, B, C, D, E, F, G, H, M, N, Q, R, S, U

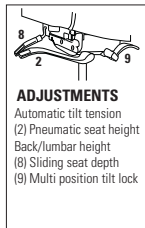
|                            | 1  | 2            | 3               | 4       | 5       | 6               | 7       | 8    | 9    | 10   | 11   | 12   |
|----------------------------|--|--------------|-----------------|---------|---------|-----------------|---------|------|------|------|------|------|
| <b>2662-3</b>              | 955  | 987          | 1014            | 1045    | 1096    | 1143            | 1190    | 1231 | 1282 | 1330 | 1395 | 1487 |
| <b>2662P-3</b> Petite seat | IN W20 D18-21 H16-20   MM W508 D457-533 H406-508 |              |                 |         |         |                 |         |      |      |      |      |      |
| OVERALL DIMENSIONS         |  |              | SEAT DIMENSIONS |         |         | BACK DIMENSIONS |         |      |      |      |      |      |
| W                          | D  | H            | W               | D       | H       | W               | H       |      |      |      |      |      |
| IN 25.5                    | 25   | 39.5         | 20              | 19-22   | 16-20   | 19.5            | 22-24.5 |      |      |      |      |      |
| MM 648                     | 635  | 1003         | 508             | 483-559 | 406-508 | 495             | 559-622 |      |      |      |      |      |
| <b>RTA 2</b>               |  | 1 per carton |                 |         |         |                 |         |      |      |      |      |      |



**MB Tilter**  
 COM: 1 YD | 0.91 M  
 Unit weight: 48 LB | 21.8 KG  
 Carton weight: 60 LB | 27.22 KG  
 Carton volume: 10.5 FT<sup>3</sup> | 0.29 MT<sup>3</sup>

Ergonomic features:  
 A, B, C, D, H, M, N, Q, R, S, U


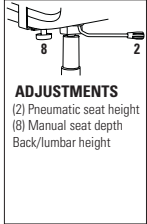


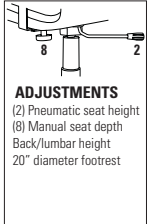


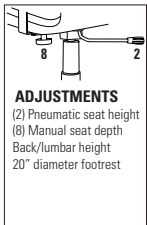


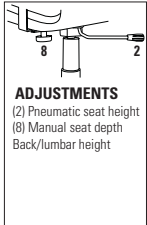

|                            | 1  | 2            | 3               | 4       | 5       | 6               | 7       | 8    | 9    | 10   | 11   | 12   |
|----------------------------|--|--------------|-----------------|---------|---------|-----------------|---------|------|------|------|------|------|
| <b>2662-4</b>              | 859  | 891          | 918             | 949     | 1000    | 1047            | 1094    | 1135 | 1186 | 1234 | 1299 | 1391 |
| <b>2662P-4</b> Petite seat | IN W20 D18-19 H16-21   MM W508 D457-483 H406-533 |              |                 |         |         |                 |         |      |      |      |      |      |
| OVERALL DIMENSIONS         |  |              | SEAT DIMENSIONS |         |         | BACK DIMENSIONS |         |      |      |      |      |      |
| W                          | D  | H            | W               | D       | H       | W               | H       |      |      |      |      |      |
| IN 25.5                    | 25   | 39.5         | 20              | 19-20   | 16-21   | 19.5            | 22-24.5 |      |      |      |      |      |
| MM 648                     | 635  | 1003         | 508             | 483-508 | 406-533 | 495             | 559-622 |      |      |      |      |      |
| <b>RTA 2</b>               |  | 1 per carton |                 |         |         |                 |         |      |      |      |      |      |



**MB Weight Sensing Synchro-Tilter**  
 COM: 1 YD | 0.91 M  
 Unit weight: 52 LB | 23.6 KG  
 Carton weight: 64 LB | 29.03 KG  
 Carton volume: 10.5 FT<sup>3</sup> | 0.29 MT<sup>3</sup>

Ergonomic features:  
 A, B, C, D, E, H, L, M, N, Q, R, U

|                            | 1  | 2            | 3               | 4       | 5       | 6               | 7       | 8    | 9    | 10   | 11   | 12   |
|----------------------------|--|--------------|-----------------|---------|---------|-----------------|---------|------|------|------|------|------|
| <b>2662-8</b>              | 955  | 987          | 1014            | 1045    | 1096    | 1143            | 1190    | 1231 | 1282 | 1330 | 1395 | 1487 |
| <b>2662P-8</b> Petite seat | IN W20 D18-21 H16-21   MM W508 D457-533 H406-533 |              |                 |         |         |                 |         |      |      |      |      |      |
| OVERALL DIMENSIONS         |  |              | SEAT DIMENSIONS |         |         | BACK DIMENSIONS |         |      |      |      |      |      |
| W                          | D  | H            | W               | D       | H       | W               | H       |      |      |      |      |      |
| IN 25.5                    | 24   | 39.5         | 20              | 19-22   | 16-21   | 19.5            | 22-24.5 |      |      |      |      |      |
| MM 648                     | 610  | 1003         | 508             | 483-559 | 406-533 | 495             | 559-622 |      |      |      |      |      |
| <b>RTA 2</b>               |  | 1 per carton |                 |         |         |                 |         |      |      |      |      |      |

| DESCRIPTION   | FEATURES  | MODEL #  | STANDARD TEXTILE GRADES  |   |   |   |   |   |   |    |      |    |      |    |     |     |      |  |  |  |  |   |   |   |    |    |       |           |    |     |         |         |   |  |  |  |   |   |    |      |    |    |     |     |  |  |  |  |  |  |  |  |  |
|---|---|--|--|---|---|---|---|---|---|----|------|----|------|----|-----|-----|------|--|--|--|--|---|---|---|----|----|-------|-----------|----|-----|---------|---------|---|--|--|--|---|---|----|------|----|----|-----|-----|--|--|--|--|--|--|--|--|--|
|   |   |  | 1  | 2 | 3 | 4 | 5 | 6 | 7 | 8  | 9    | 10 | 11   | 12 |     |     |      |  |  |  |  |   |   |   |    |    |       |           |    |     |         |         |   |  |  |  |   |   |    |      |    |    |     |     |  |  |  |  |  |  |  |  |  |
|  <p><b>MB Task</b><br/>COM: 1 YD   0.91 M<br/>Unit weight: 36 LB   16.4 KG<br/>Carton weight: 45 LB   20.41 KG<br/>Carton volume: 10.5 FT<sup>3</sup>   0.29 MT<sup>3</sup></p>                            |  <p><b>ADJUSTMENTS</b><br/>(2) Pneumatic seat height<br/>(8) Manual seat depth<br/>Back/lumbar height</p>                            | <p><b>2662-6</b> 857 889 916 947 998 1045 1092 1133 1184 1232 1297 1389<br/> <b>2662P-6</b> Petite seat<br/>                     IN W20 D18-19 H16.5-21.5   MM W508 D457-483 H419-546</p>  |  |   |   |   |   |   |   |    |      |    |      |    |     |     |      |  |  |  |  |   |   |   |    |    |       |           |    |     |         |         |   |  |  |  |   |   |    |      |    |    |     |     |  |  |  |  |  |  |  |  |  |
|   |   |  | <p><b>OVERALL DIMENSIONS</b></p> <table border="1"> <thead> <tr> <th></th><th>W</th><th>D</th><th>H</th></tr> </thead> <tbody> <tr> <td>IN</td><td>25.5</td><td>25</td><td>39.5</td></tr> <tr> <td>MM</td><td>648</td><td>635</td><td>1003</td></tr> </tbody> </table> |   |   |   | W | D | H | IN | 25.5 | 25 | 39.5 | MM | 648 | 635 | 1003 | <p><b>SEAT DIMENSIONS</b></p> <table border="1"> <thead> <tr> <th></th><th>W</th><th>D</th><th>H</th></tr> </thead> <tbody> <tr> <td>IN</td><td>20</td><td>19-20</td><td>16.5-21.5</td></tr> <tr> <td>MM</td><td>508</td><td>483-508</td><td>419-546</td></tr> </tbody> </table> |  |  |  | W | D | H | IN | 20 | 19-20 | 16.5-21.5 | MM | 508 | 483-508 | 419-546 | <p><b>BACK DIMENSIONS</b></p> <table border="1"> <thead> <tr> <th></th><th>W</th><th>H</th></tr> </thead> <tbody> <tr> <td>IN</td><td>19.5</td><td>21</td></tr> <tr> <td>MM</td><td>495</td><td>533</td></tr> </tbody> </table> |  |  |  | W | H | IN | 19.5 | 21 | MM | 495 | 533 | <p><b>RTA 2</b>  1 per carton</p>   |  |  |  |  |  |  |  |  |
|   | W   | D  | H  |   |   |   |   |   |   |    |      |    |      |    |     |     |      |  |  |  |  |   |   |   |    |    |       |           |    |     |         |         |   |  |  |  |   |   |    |      |    |    |     |     |  |  |  |  |  |  |  |  |  |
| IN  | 25.5  | 25   | 39.5   |   |   |   |   |   |   |    |      |    |      |    |     |     |      |  |  |  |  |   |   |   |    |    |       |           |    |     |         |         |   |  |  |  |   |   |    |      |    |    |     |     |  |  |  |  |  |  |  |  |  |
| MM  | 648   | 635  | 1003   |   |   |   |   |   |   |    |      |    |      |    |     |     |      |  |  |  |  |   |   |   |    |    |       |           |    |     |         |         |   |  |  |  |   |   |    |      |    |    |     |     |  |  |  |  |  |  |  |  |  |
|   | W   | D  | H  |   |   |   |   |   |   |    |      |    |      |    |     |     |      |  |  |  |  |   |   |   |    |    |       |           |    |     |         |         |   |  |  |  |   |   |    |      |    |    |     |     |  |  |  |  |  |  |  |  |  |
| IN  | 20  | 19-20  | 16.5-21.5  |   |   |   |   |   |   |    |      |    |      |    |     |     |      |  |  |  |  |   |   |   |    |    |       |           |    |     |         |         |   |  |  |  |   |   |    |      |    |    |     |     |  |  |  |  |  |  |  |  |  |
| MM  | 508   | 483-508  | 419-546  |   |   |   |   |   |   |    |      |    |      |    |     |     |      |  |  |  |  |   |   |   |    |    |       |           |    |     |         |         |   |  |  |  |   |   |    |      |    |    |     |     |  |  |  |  |  |  |  |  |  |
|   | W   | H  |  |   |   |   |   |   |   |    |      |    |      |    |     |     |      |  |  |  |  |   |   |   |    |    |       |           |    |     |         |         |   |  |  |  |   |   |    |      |    |    |     |     |  |  |  |  |  |  |  |  |  |
| IN  | 19.5  | 21   |  |   |   |   |   |   |   |    |      |    |      |    |     |     |      |  |  |  |  |   |   |   |    |    |       |           |    |     |         |         |   |  |  |  |   |   |    |      |    |    |     |     |  |  |  |  |  |  |  |  |  |
| MM  | 495   | 533  |  |   |   |   |   |   |   |    |      |    |      |    |     |     |      |  |  |  |  |   |   |   |    |    |       |           |    |     |         |         |   |  |  |  |   |   |    |      |    |    |     |     |  |  |  |  |  |  |  |  |  |
|  <p><b>MB Height Adjustable Stool - Task</b><br/>COM: 1 YD   0.91 M<br/>Unit weight: 41 LB   18.6 KG<br/>Carton weight: 50 LB   22.68 KG<br/>Carton volume: 10.5 FT<sup>3</sup>   0.29 MT<sup>3</sup></p>  |  <p><b>ADJUSTMENTS</b><br/>(2) Pneumatic seat height<br/>(8) Manual seat depth<br/>Back/lumbar height<br/>20" diameter footrest</p>  | <p><b>2663-6</b> 1130 1162 1189 1220 1271 1318 1365 1406 1457 1505 1570 1662<br/> <b>2663P-6</b> Petite seat<br/>                     IN W20 D18-19 H24-34   MM W508 D457-483 H610-864</p> |  |   |   |   |   |   |   |    |      |    |      |    |     |     |      |  |  |  |  |   |   |   |    |    |       |           |    |     |         |         |   |  |  |  |   |   |    |      |    |    |     |     |  |  |  |  |  |  |  |  |  |
|   |   |  | <p><b>OVERALL DIMENSIONS</b></p> <table border="1"> <thead> <tr> <th></th><th>W</th><th>D</th><th>H</th></tr> </thead> <tbody> <tr> <td>IN</td><td>25.5</td><td>25</td><td>50</td></tr> <tr> <td>MM</td><td>648</td><td>635</td><td>1270</td></tr> </tbody> </table>   |   |   |   | W | D | H | IN | 25.5 | 25 | 50   | MM | 648 | 635 | 1270 | <p><b>SEAT DIMENSIONS</b></p> <table border="1"> <thead> <tr> <th></th><th>W</th><th>D</th><th>H</th></tr> </thead> <tbody> <tr> <td>IN</td><td>20</td><td>19-20</td><td>24-34</td></tr> <tr> <td>MM</td><td>508</td><td>483-508</td><td>610-864</td></tr> </tbody> </table>     |  |  |  | W | D | H | IN | 20 | 19-20 | 24-34     | MM | 508 | 483-508 | 610-864 | <p><b>BACK DIMENSIONS</b></p> <table border="1"> <thead> <tr> <th></th><th>W</th><th>H</th></tr> </thead> <tbody> <tr> <td>IN</td><td>19.5</td><td>21</td></tr> <tr> <td>MM</td><td>495</td><td>533</td></tr> </tbody> </table> |  |  |  | W | H | IN | 19.5 | 21 | MM | 495 | 533 | <p><b>RTA 2</b>  1 per carton</p>   |  |  |  |  |  |  |  |  |
|   | W   | D  | H  |   |   |   |   |   |   |    |      |    |      |    |     |     |      |  |  |  |  |   |   |   |    |    |       |           |    |     |         |         |   |  |  |  |   |   |    |      |    |    |     |     |  |  |  |  |  |  |  |  |  |
| IN  | 25.5  | 25   | 50   |   |   |   |   |   |   |    |      |    |      |    |     |     |      |  |  |  |  |   |   |   |    |    |       |           |    |     |         |         |   |  |  |  |   |   |    |      |    |    |     |     |  |  |  |  |  |  |  |  |  |
| MM  | 648   | 635  | 1270   |   |   |   |   |   |   |    |      |    |      |    |     |     |      |  |  |  |  |   |   |   |    |    |       |           |    |     |         |         |   |  |  |  |   |   |    |      |    |    |     |     |  |  |  |  |  |  |  |  |  |
|   | W   | D  | H  |   |   |   |   |   |   |    |      |    |      |    |     |     |      |  |  |  |  |   |   |   |    |    |       |           |    |     |         |         |   |  |  |  |   |   |    |      |    |    |     |     |  |  |  |  |  |  |  |  |  |
| IN  | 20  | 19-20  | 24-34  |   |   |   |   |   |   |    |      |    |      |    |     |     |      |  |  |  |  |   |   |   |    |    |       |           |    |     |         |         |   |  |  |  |   |   |    |      |    |    |     |     |  |  |  |  |  |  |  |  |  |
| MM  | 508   | 483-508  | 610-864  |   |   |   |   |   |   |    |      |    |      |    |     |     |      |  |  |  |  |   |   |   |    |    |       |           |    |     |         |         |   |  |  |  |   |   |    |      |    |    |     |     |  |  |  |  |  |  |  |  |  |
|   | W   | H  |  |   |   |   |   |   |   |    |      |    |      |    |     |     |      |  |  |  |  |   |   |   |    |    |       |           |    |     |         |         |   |  |  |  |   |   |    |      |    |    |     |     |  |  |  |  |  |  |  |  |  |
| IN  | 19.5  | 21   |  |   |   |   |   |   |   |    |      |    |      |    |     |     |      |  |  |  |  |   |   |   |    |    |       |           |    |     |         |         |   |  |  |  |   |   |    |      |    |    |     |     |  |  |  |  |  |  |  |  |  |
| MM  | 495   | 533  |  |   |   |   |   |   |   |    |      |    |      |    |     |     |      |  |  |  |  |   |   |   |    |    |       |           |    |     |         |         |   |  |  |  |   |   |    |      |    |    |     |     |  |  |  |  |  |  |  |  |  |
|  <p><b>MB Height Adjustable Stool - Task</b><br/>COM: 1 YD   0.91 M<br/>Unit weight: 35 LB   15.9 KG<br/>Carton weight: 44 LB   19.96 KG<br/>Carton volume: 10.5 FT<sup>3</sup>   0.29 MT<sup>3</sup></p> |  <p><b>ADJUSTMENTS</b><br/>(2) Pneumatic seat height<br/>(8) Manual seat depth<br/>Back/lumbar height<br/>20" diameter footrest</p> | <p><b>2664-6</b> 990 1022 1049 1080 1131 1178 1225 1266 1317 1365 1430 1522<br/> <b>2664P-6</b> Petite seat<br/>                     IN W20 D18-19 H24-34   MM W508 D457-483 H610-864</p>  |  |   |   |   |   |   |   |    |      |    |      |    |     |     |      |  |  |  |  |   |   |   |    |    |       |           |    |     |         |         |   |  |  |  |   |   |    |      |    |    |     |     |  |  |  |  |  |  |  |  |  |
|   |   |  | <p><b>OVERALL DIMENSIONS</b></p> <table border="1"> <thead> <tr> <th></th><th>W</th><th>D</th><th>H</th></tr> </thead> <tbody> <tr> <td>IN</td><td>20</td><td>25</td><td>50</td></tr> <tr> <td>MM</td><td>508</td><td>635</td><td>1270</td></tr> </tbody> </table>     |   |   |   | W | D | H | IN | 20   | 25 | 50   | MM | 508 | 635 | 1270 | <p><b>SEAT DIMENSIONS</b></p> <table border="1"> <thead> <tr> <th></th><th>W</th><th>D</th><th>H</th></tr> </thead> <tbody> <tr> <td>IN</td><td>20</td><td>19-20</td><td>24-34</td></tr> <tr> <td>MM</td><td>508</td><td>483-508</td><td>610-864</td></tr> </tbody> </table>     |  |  |  | W | D | H | IN | 20 | 19-20 | 24-34     | MM | 508 | 483-508 | 610-864 | <p><b>BACK DIMENSIONS</b></p> <table border="1"> <thead> <tr> <th></th><th>W</th><th>H</th></tr> </thead> <tbody> <tr> <td>IN</td><td>19.5</td><td>21</td></tr> <tr> <td>MM</td><td>495</td><td>533</td></tr> </tbody> </table> |  |  |  | W | H | IN | 19.5 | 21 | MM | 495 | 533 | <p><b>RTA 2</b>  1 per carton</p> |  |  |  |  |  |  |  |  |
|   | W   | D  | H  |   |   |   |   |   |   |    |      |    |      |    |     |     |      |  |  |  |  |   |   |   |    |    |       |           |    |     |         |         |   |  |  |  |   |   |    |      |    |    |     |     |  |  |  |  |  |  |  |  |  |
| IN  | 20  | 25   | 50   |   |   |   |   |   |   |    |      |    |      |    |     |     |      |  |  |  |  |   |   |   |    |    |       |           |    |     |         |         |   |  |  |  |   |   |    |      |    |    |     |     |  |  |  |  |  |  |  |  |  |
| MM  | 508   | 635  | 1270   |   |   |   |   |   |   |    |      |    |      |    |     |     |      |  |  |  |  |   |   |   |    |    |       |           |    |     |         |         |   |  |  |  |   |   |    |      |    |    |     |     |  |  |  |  |  |  |  |  |  |
|   | W   | D  | H  |   |   |   |   |   |   |    |      |    |      |    |     |     |      |  |  |  |  |   |   |   |    |    |       |           |    |     |         |         |   |  |  |  |   |   |    |      |    |    |     |     |  |  |  |  |  |  |  |  |  |
| IN  | 20  | 19-20  | 24-34  |   |   |   |   |   |   |    |      |    |      |    |     |     |      |  |  |  |  |   |   |   |    |    |       |           |    |     |         |         |   |  |  |  |   |   |    |      |    |    |     |     |  |  |  |  |  |  |  |  |  |
| MM  | 508   | 483-508  | 610-864  |   |   |   |   |   |   |    |      |    |      |    |     |     |      |  |  |  |  |   |   |   |    |    |       |           |    |     |         |         |   |  |  |  |   |   |    |      |    |    |     |     |  |  |  |  |  |  |  |  |  |
|   | W   | H  |  |   |   |   |   |   |   |    |      |    |      |    |     |     |      |  |  |  |  |   |   |   |    |    |       |           |    |     |         |         |   |  |  |  |   |   |    |      |    |    |     |     |  |  |  |  |  |  |  |  |  |
| IN  | 19.5  | 21   |  |   |   |   |   |   |   |    |      |    |      |    |     |     |      |  |  |  |  |   |   |   |    |    |       |           |    |     |         |         |   |  |  |  |   |   |    |      |    |    |     |     |  |  |  |  |  |  |  |  |  |
| MM  | 495   | 533  |  |   |   |   |   |   |   |    |      |    |      |    |     |     |      |  |  |  |  |   |   |   |    |    |       |           |    |     |         |         |   |  |  |  |   |   |    |      |    |    |     |     |  |  |  |  |  |  |  |  |  |
|  <p><b>MB Task</b><br/>COM: 1 YD   0.91 M<br/>Unit weight: 30 LB   13.6 KG<br/>Carton weight: 39 LB   17.69 KG<br/>Carton volume: 10.5 FT<sup>3</sup>   0.29 MT<sup>3</sup></p>                          |  <p><b>ADJUSTMENTS</b><br/>(2) Pneumatic seat height<br/>(8) Manual seat depth<br/>Back/lumbar height</p>                          | <p><b>2665-6</b> 717 749 776 807 858 905 952 993 1044 1092 1157 1249<br/> <b>2665P-6</b> Petite seat<br/>                     IN W20 D18-19 H16.5-21.5   MM W508 D457-483 H419-546</p>     |  |   |   |   |   |   |   |    |      |    |      |    |     |     |      |  |  |  |  |   |   |   |    |    |       |           |    |     |         |         |   |  |  |  |   |   |    |      |    |    |     |     |  |  |  |  |  |  |  |  |  |
|   |   |  | <p><b>OVERALL DIMENSIONS</b></p> <table border="1"> <thead> <tr> <th></th><th>W</th><th>D</th><th>H</th></tr> </thead> <tbody> <tr> <td>IN</td><td>20</td><td>25</td><td>39.5</td></tr> <tr> <td>MM</td><td>508</td><td>635</td><td>1003</td></tr> </tbody> </table>   |   |   |   | W | D | H | IN | 20   | 25 | 39.5 | MM | 508 | 635 | 1003 | <p><b>SEAT DIMENSIONS</b></p> <table border="1"> <thead> <tr> <th></th><th>W</th><th>D</th><th>H</th></tr> </thead> <tbody> <tr> <td>IN</td><td>20</td><td>19-20</td><td>16.5-21.5</td></tr> <tr> <td>MM</td><td>508</td><td>483-508</td><td>419-546</td></tr> </tbody> </table> |  |  |  | W | D | H | IN | 20 | 19-20 | 16.5-21.5 | MM | 508 | 483-508 | 419-546 | <p><b>BACK DIMENSIONS</b></p> <table border="1"> <thead> <tr> <th></th><th>W</th><th>H</th></tr> </thead> <tbody> <tr> <td>IN</td><td>19.5</td><td>21</td></tr> <tr> <td>MM</td><td>495</td><td>533</td></tr> </tbody> </table> |  |  |  | W | H | IN | 19.5 | 21 | MM | 495 | 533 | <p><b>RTA 2</b>  1 per carton</p> |  |  |  |  |  |  |  |  |
|   | W   | D  | H  |   |   |   |   |   |   |    |      |    |      |    |     |     |      |  |  |  |  |   |   |   |    |    |       |           |    |     |         |         |   |  |  |  |   |   |    |      |    |    |     |     |  |  |  |  |  |  |  |  |  |
| IN  | 20  | 25   | 39.5   |   |   |   |   |   |   |    |      |    |      |    |     |     |      |  |  |  |  |   |   |   |    |    |       |           |    |     |         |         |   |  |  |  |   |   |    |      |    |    |     |     |  |  |  |  |  |  |  |  |  |
| MM  | 508   | 635  | 1003   |   |   |   |   |   |   |    |      |    |      |    |     |     |      |  |  |  |  |   |   |   |    |    |       |           |    |     |         |         |   |  |  |  |   |   |    |      |    |    |     |     |  |  |  |  |  |  |  |  |  |
|   | W   | D  | H  |   |   |   |   |   |   |    |      |    |      |    |     |     |      |  |  |  |  |   |   |   |    |    |       |           |    |     |         |         |   |  |  |  |   |   |    |      |    |    |     |     |  |  |  |  |  |  |  |  |  |
| IN  | 20  | 19-20  | 16.5-21.5  |   |   |   |   |   |   |    |      |    |      |    |     |     |      |  |  |  |  |   |   |   |    |    |       |           |    |     |         |         |   |  |  |  |   |   |    |      |    |    |     |     |  |  |  |  |  |  |  |  |  |
| MM  | 508   | 483-508  | 419-546  |   |   |   |   |   |   |    |      |    |      |    |     |     |      |  |  |  |  |   |   |   |    |    |       |           |    |     |         |         |   |  |  |  |   |   |    |      |    |    |     |     |  |  |  |  |  |  |  |  |  |
|   | W   | H  |  |   |   |   |   |   |   |    |      |    |      |    |     |     |      |  |  |  |  |   |   |   |    |    |       |           |    |     |         |         |   |  |  |  |   |   |    |      |    |    |     |     |  |  |  |  |  |  |  |  |  |
| IN  | 19.5  | 21   |  |   |   |   |   |   |   |    |      |    |      |    |     |     |      |  |  |  |  |   |   |   |    |    |       |           |    |     |         |         |   |  |  |  |   |   |    |      |    |    |     |     |  |  |  |  |  |  |  |  |  |
| MM  | 495   | 533  |  |   |   |   |   |   |   |    |      |    |      |    |     |     |      |  |  |  |  |   |   |   |    |    |       |           |    |     |         |         |   |  |  |  |   |   |    |      |    |    |     |     |  |  |  |  |  |  |  |  |  |



LURAY



model 6461-2 w/wood armcaps



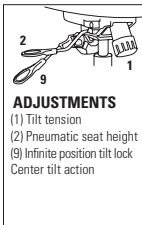
Optional wood armcap



model 6460-2 w/SSU armcaps

MECHANISM OPTIONS:

Tilter mechanism (-4)



ADJUSTMENTS

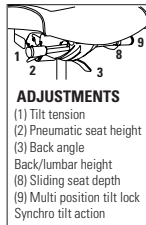
- (1) Tilt tension
- (2) Pneumatic seat height
- (3) Back angle
- (8) Sliding seat depth
- (9) Infinite position tilt lock
- Center tilt action

Ergonomic features:

A, B, C, M, N, S, U

ergonomic feature U - not applicable on pedestal base models

Knee-tilter mechanism (-2)



ADJUSTMENTS

- (1) Tilt tension
- (2) Pneumatic seat height
- (3) Back angle
- Back/lumbar height
- (8) Sliding seat depth
- (9) Multi position tilt lock
- Synchro tilt action

Ergonomic features:

A, B, C, J, M, N, U

STANDARD FEATURES

- Luray is designed for boardrooms, meeting rooms and executive offices.
- Luray offers a choice of finishes to match any environment: from durable nylon components to sophisticated polished aluminum and elegant wood trim.
- Three back heights are available, featuring horizontal sewing details.
- Stitch detail on edges of seat and back is discrete, using matched thread as standard.
- Choice of two mechanisms; tilter and knee-tilter.
- Standard with Global's high quality Soft Descent™ pneumatic lift which slowly and gently lowers the seat height of the chair making it easy to obtain the exact seat height you desire.
- Pedestal base models provide fixed location seating for use in auditoriums, classrooms, jury boxes, public venues and more. The base must be mounted to the floor (mounting hardware not included). See Pedestal Base Installation Guide on website for details.
- Fixed loop arm design comes standard in Black fiberglass reinforced nylon with a self-skinned urethane (SSU) armcap; which is soft, durable and warm to the touch. The armcap overhangs the front and side of the arm so that chair to table contact is cushioned by the pliable edge.
- Five prong, injection molded, fiberglass reinforced nylon Black base with dual wheel carpet casters (C1).
- Upholstery options: fabric, vinyl or leather. Vinyl and leather models may feature stitch detail across the seat and/or back cushions, if applicable.

OPTIONAL FEATURES

- Upholstery is available with exaggerated top stitch detail (heavier thread). 14 coordinating or contrasting colors may be selected. Please specify.
- For additional caster options, please refer to the Arm and Caster section (page 347). *Optional casters may be priced higher than the standard casters for your chair and the difference will be charged. Lower priced optional casters will not be credited.*
- Pedestal base models have Black bases with 2" height adjustable cylinders, please specify:
  - (SH) Swivel, auto return to max height. No upcharge.
  - (SN) Non-swivel, auto return to max height. Add \$16.
  - (SC) Swivel, auto return to center and return to max height. Add \$26.

Please add option codes in the following order:






- **Model number**
  - 6460 Extended high back.
  - 6461 High back.
  - 6462 Medium back.
- **Textile**
  - Specify textile code.
- **Mechanism**
  - (4) tilter mechanism. No upcharge.
  - (2) knee-tilt mechanism. Add \$131.
- **Arms**
  - (SS) Black nylon arms w/SSU armcaps.
  - (AN) Aluminum arms w/SSU armcaps.
  - Aluminum arms with wood armcaps, specify finish from the following. Add \$197.
    - (AB) Absolute AAM
    - (B2) Black BKM
    - (AE) Cherry ACM
    - (EO) English Oak EOM
    - (EC) Espresso Cafe ECM
    - (HG) Gray HGM
    - (AH) Honey AHM
    - (TM) Mahogany TMM
    - (AV) Maple AVM
    - (MW) Medium Walnut MWM
    - (NT) Natural Walnut NLW
    - (AT) Night ASM
    - (BI) Noce Biondo NBM
    - (GI) Noce Grigio NGM
    - (EI) Noce Leggero NEM
    - (MI) Noce Medio NMM
    - (SK) Shaker Cherry SKM
    - (TF) Fruitwood TFM
    - (W4) Walnut TWM
    - (WR) WC Cream WTM
    - (WH) White WHM
    - (WC) Winter Cherry WCM (colors shown on website)
- **Base**
  - (B7) Black nylon B7B base.
  - (A7) Polished aluminum B7A base. Add \$131.
- **Casters**
  - (CX) Dual wheel carpet casters (C1).
  - (ID) Dual wheel hard floor casters (C9R). Add \$21.
- **Stitch detail**
  - (MS) Color matched stitching. Decorative top stitch. No upcharge.
 

|               |                |
|---------------|----------------|
| (XP) Black    | (XB) Beige     |
| (XG) Copen    | (XA) Graphite  |
| (XK) Mahogany | (XJ) Natural   |
| (XH) Navy #3  | (XD) New Grey  |
| (XF) Nickel   | (XN) Off-white |
| (XL) Rubytone | (XI) Scarlett  |
| (XC) Smoke    | (XE) Taupe     |


 (colors shown on website)
- **Seat foam**
  - (SF) Standard foam.
  - (MF) Memory foam. Add \$106.

EXAMPLE LURAY ORDER CODE:

|              |         |           |      |      |         |               |           |
|--------------|---------|-----------|------|------|---------|---------------|-----------|
| 6460         | -VWA50  | -4        | -AH  | -A7  | -CX     | -MS           | -SF       |
| Model number | Textile | Mechanism | Arms | Base | Casters | Stitch detail | Seat foam |

| DESCRIPTION   | FEATURES                                | MODEL #       | STANDARD TEXTILE GRADES   |          |          |                        |          |           |                        |          |      |      |      |      |
|---|---|---------------|---------------------------|----------|----------|------------------------|----------|-----------|------------------------|----------|------|------|------|------|
|   |   |               | 1                         | 2        | 3        | 4                      | 5        | 6         | 7                      | 8        | 9    | 10   | 11   | 12   |
|  <p><b>Extended High Back</b><br/>COM: 2.25 YD   2.06 M<br/>Unit weight: 38 LB   17.3 KG<br/>Carton weight: 46 LB   20.87 KG<br/>Carton volume: 14.75 FT<sup>3</sup>   0.41 MT<sup>3</sup></p>               | See series notes for mechanism options. | <b>6460</b>   | 1017                      | 1089     | 1150     | 1220                   | 1335     | 1440      | 1546                   | 1638     | 1753 | 1861 | 2007 | 2214 |
|   |   |               | <b>OVERALL DIMENSIONS</b> |          |          | <b>SEAT DIMENSIONS</b> |          |           | <b>BACK DIMENSIONS</b> |          |      |      |      |      |
|   |   |               | <b>W</b>                  | <b>D</b> | <b>H</b> | <b>W</b>               | <b>D</b> | <b>H</b>  | <b>W</b>               | <b>H</b> |      |      |      |      |
|   |   |               | IN 25                     | 26.5     | 46       | 20                     | 19       | 16.5-21.5 | 20                     | 27.5     |      |      |      |      |
|   |   |               | MM 635                    | 673      | 1168     | 508                    | 483      | 419-546   | 508                    | 699      |      |      |      |      |
|   |   | <b>RTA 1</b>  | 1 per carton              |          |          |                        |          |           |                        |          |      |      |      |      |
|  <p><b>Extended High Back Pedestal Base</b><br/>COM: 2.25 YD   2.06 M<br/>Unit weight: 39 LB   17.7 KG<br/>Carton weight: 47 LB   21.32 KG<br/>Carton volume: 14.75 FT<sup>3</sup>   0.41 MT<sup>3</sup></p> | See series notes for mechanism options. | <b>6460PB</b> | 1226                      | 1298     | 1359     | 1429                   | 1543     | 1649      | 1755                   | 1847     | 1962 | 2070 | 2216 | 2423 |
|   |   |               | <b>OVERALL DIMENSIONS</b> |          |          | <b>SEAT DIMENSIONS</b> |          |           | <b>BACK DIMENSIONS</b> |          |      |      |      |      |
|   |   |               | <b>W</b>                  | <b>D</b> | <b>H</b> | <b>W</b>               | <b>D</b> | <b>H</b>  | <b>W</b>               | <b>H</b> |      |      |      |      |
|   |   |               | IN 25                     | 26.5     | 44       | 20                     | 19       | 17-19     | 20                     | 27.5     |      |      |      |      |
|   |   |               | MM 635                    | 673      | 1118     | 508                    | 483      | 432-483   | 508                    | 699      |      |      |      |      |
|   |   | <b>RTA 1</b>  | 1 per carton              |          |          |                        |          |           |                        |          |      |      |      |      |
|  <p><b>High Back</b><br/>COM: 2 YD   1.83 M<br/>Unit weight: 36 LB   16.4 KG<br/>Carton weight: 44 LB   19.96 KG<br/>Carton volume: 13.75 FT<sup>3</sup>   0.38 MT<sup>3</sup></p>                           | See series notes for mechanism options. | <b>6461</b>   | 984                       | 1048     | 1102     | 1165                   | 1266     | 1360      | 1454                   | 1536     | 1638 | 1734 | 1864 | 2048 |
|   |   |               | <b>OVERALL DIMENSIONS</b> |          |          | <b>SEAT DIMENSIONS</b> |          |           | <b>BACK DIMENSIONS</b> |          |      |      |      |      |
|   |   |               | <b>W</b>                  | <b>D</b> | <b>H</b> | <b>W</b>               | <b>D</b> | <b>H</b>  | <b>W</b>               | <b>H</b> |      |      |      |      |
|   |   |               | IN 25                     | 26.5     | 42.5     | 20                     | 19       | 16.5-21.5 | 20                     | 24       |      |      |      |      |
|   |   |               | MM 635                    | 673      | 1080     | 508                    | 483      | 419-546   | 508                    | 610      |      |      |      |      |
|   |   | <b>RTA 1</b>  | 1 per carton              |          |          |                        |          |           |                        |          |      |      |      |      |
|  <p><b>High Back Pedestal Base</b><br/>COM: 2 YD   1.83 M<br/>Unit weight: 37 LB   16.8 KG<br/>Carton weight: 45 LB   20.41 KG<br/>Carton volume: 13.75 FT<sup>3</sup>   0.38 MT<sup>3</sup></p>           | See series notes for mechanism options. | <b>6461PB</b> | 1193                      | 1257     | 1311     | 1373                   | 1475     | 1569      | 1663                   | 1745     | 1847 | 1943 | 2073 | 2257 |
|   |   |               | <b>OVERALL DIMENSIONS</b> |          |          | <b>SEAT DIMENSIONS</b> |          |           | <b>BACK DIMENSIONS</b> |          |      |      |      |      |
|   |   |               | <b>W</b>                  | <b>D</b> | <b>H</b> | <b>W</b>               | <b>D</b> | <b>H</b>  | <b>W</b>               | <b>H</b> |      |      |      |      |
|   |   |               | IN 25                     | 26.5     | 41       | 20                     | 19       | 17-19     | 20                     | 24       |      |      |      |      |
|   |   |               | MM 635                    | 673      | 1041     | 508                    | 483      | 432-483   | 508                    | 610      |      |      |      |      |
|   |   | <b>RTA 1</b>  | 1 per carton              |          |          |                        |          |           |                        |          |      |      |      |      |
|  <p><b>Medium Back</b><br/>COM: 1.75 YD   1.6 M<br/>Unit weight: 34 LB   15.5 KG<br/>Carton weight: 40 LB   18.14 KG<br/>Carton volume: 13.75 FT<sup>3</sup>   0.38 MT<sup>3</sup></p>                     | See series notes for mechanism options. | <b>6462</b>   | 952                       | 1008     | 1055     | 1110                   | 1199     | 1281      | 1363                   | 1435     | 1524 | 1608 | 1722 | 1883 |
|   |   |               | <b>OVERALL DIMENSIONS</b> |          |          | <b>SEAT DIMENSIONS</b> |          |           | <b>BACK DIMENSIONS</b> |          |      |      |      |      |
|   |   |               | <b>W</b>                  | <b>D</b> | <b>H</b> | <b>W</b>               | <b>D</b> | <b>H</b>  | <b>W</b>               | <b>H</b> |      |      |      |      |
|   |   |               | IN 25                     | 26.5     | 39.5     | 20                     | 19       | 16.5-21.5 | 20                     | 21       |      |      |      |      |
|   |   |               | MM 635                    | 673      | 1003     | 508                    | 483      | 419-546   | 508                    | 533      |      |      |      |      |
|   |   | <b>RTA 1</b>  | 1 per carton              |          |          |                        |          |           |                        |          |      |      |      |      |



| DESCRIPTION  | FEATURES                                | MODEL #            | STANDARD TEXTILE GRADES |      |                 |      |       |                 |      |      |      |      |      |      |  |
|--|---|--------------------|-------------------------|------|-----------------|------|-------|-----------------|------|------|------|------|------|------|--|
|  |   |                    | 1                       | 2    | 3               | 4    | 5     | 6               | 7    | 8    | 9    | 10   | 11   | 12   |  |
|  <p><b>Medium Back Pedestal Base</b><br/>                     COM: 1.75 YD   1.6 M<br/>                     Unit weight: 35 LB   15.9 KG<br/>                     Carton weight: 41 LB   18.6 KG<br/>                     Carton volume: 13.75 FT<sup>3</sup>   0.38 MT<sup>3</sup></p> | See series notes for mechanism options. | <b>6462PB</b>      | 1159                    | 1215 | 1262            | 1317 | 1406  | 1488            | 1570 | 1642 | 1731 | 1815 | 1929 | 2090 |  |
|  |   | OVERALL DIMENSIONS |                         |      | SEAT DIMENSIONS |      |       | BACK DIMENSIONS |      |      |      |      |      |      |  |
|  |   | W                  | D                       | H    | W               | D    | H     | W               | H    |      |      |      |      |      |  |
|  |   | IN 25              | 26.5                    | 37   | 20              | 19   | 17-19 | 20              | 21   |      |      |      |      |      |  |
| MM 635   | 673                                     | 940                | 508                     | 483  | 432-483         | 508  | 533   |                 |      |      |      |      |      |      |  |
|  |   | <b>RTA 1</b>       | 1 per carton            |      |                 |      |       |                 |      |      |      |      |      |      |  |

MALAGA



model 3140-3 (TD)



model 3140-3 (TD/PSB)



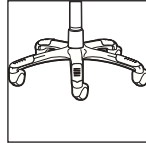
**Optional Memory Foam**  
See right for details.



model 3141-3



model 3141-3




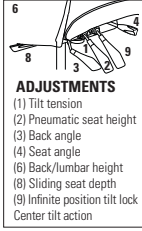


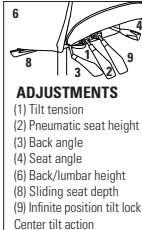

**Optional B2 Base**  
See right for details.

STANDARD FEATURES

- A contoured molded foam seat, built-in lumbar support and an upholstered outer back shell are standard on all models.
- Standard with adjustable height T-arms with teardrop shaped (TD) self-skinned urethane (SSU) armcaps.
- All models are standard with a five prong, injection molded, fiberglass reinforced nylon Black spider base with dual wheel carpet casters (C10).
- Base and frame are available in Black only.
- All models (except high back) are shipped partially KD.
- Vari-Width (WA) width adjustable arm extensions are standard when chair is ordered with adjustable arms. Allows the arms to move away from the seat by 2" on each side to allow space if desired for broader hip widths.
- Malaga heavy duty models can be found under the Heavy Duty section (page 332).
- Upholstery options: fabric only.

OPTIONAL FEATURES

- Available with an impact resistant polypropylene back shroud in Black only, please specify (PSB). No upcharge.
- Optional abrasion resistant outer back fabric (polyester) is available. Resistant to impact damage. Available in Black only. Please specify (BKB). Add \$9.
- Polished aluminum base with Black scuff tips, please specify (B2). Add \$131.
- For hard surface flooring casters, please specify (C10R). Add \$20.
- For additional arm/caster options, please refer to the Arm and Caster section (page 347). *Optional casters may be priced higher than the standard casters for your chair and the difference will be charged. Lower priced optional casters will not be credited.*

| DESCRIPTION  | FEATURES   | MODEL #                   | STANDARD TEXTILE GRADES   |              |                        |                  |                      |                        |                    |      |      |      |      |      |  |  |
|--|--|---------------------------|---|--------------|------------------------|------------------|----------------------|------------------------|--------------------|------|------|------|------|------|--|--|
|  |  |                           | 1   | 2            | 3                      | 4                | 5                    | 6                      | 7                  | 8    | 9    | 10   | 11   | 12   |  |  |
|  <p><b>HB Multi-Tilter</b><br/>COM: 1.75 YD   1.6 M<br/>Unit weight: 45 LB   20.5 KG<br/>Carton weight: 54 LB   24.49 KG<br/>Carton volume: 9.25 FT<sup>3</sup>   0.26 MT<sup>3</sup></p>  |  <p><b>ADJUSTMENTS</b><br/>(1) Tilt tension<br/>(2) Pneumatic seat height<br/>(3) Back angle<br/>(4) Seat angle<br/>(6) Back/lumbar height<br/>(8) Sliding seat depth<br/>(9) Infinite position tilt lock<br/>Center tilt action</p> <p>Ergonomic features:<br/>A, B, C, D, E, F, G, H, M, N, Q, S</p>     | <b>3140-3</b>             | 1207  | 1263         | 1310                   | 1365             | 1454                 | 1536                   | 1618               | 1690 | 1779 | 1863 | 1977 | 2138 |  |  |
|  |  | <b>OVERALL DIMENSIONS</b> |   |              | <b>SEAT DIMENSIONS</b> |                  |                      | <b>BACK DIMENSIONS</b> |                    |      |      |      |      |      |  |  |
|  |  | <b>W</b>                  | <b>D</b>  | <b>H</b>     | <b>W</b>               | <b>D</b>         | <b>H</b>             | <b>W</b>               | <b>H</b>           |      |      |      |      |      |  |  |
|  |  | IN 26<br>MM 660           | 25<br>635   | 41<br>1041   | 20<br>508              | 18-21<br>457-533 | 16.5-21.5<br>419-546 | 18.5<br>470            | 22.5-25<br>572-635 |      |      |      |      |      |  |  |
|  |  | <b>RTA 2</b>              |  | 1 per carton |                        |                  |                      |                        |                    |      |      |      |      |      |  |  |
|  <p><b>LB Multi-Tilter</b><br/>COM: 1.5 YD   1.37 M<br/>Unit weight: 43 LB   19.5 KG<br/>Carton weight: 52 LB   23.59 KG<br/>Carton volume: 9.25 FT<sup>3</sup>   0.26 MT<sup>3</sup></p> |  <p><b>ADJUSTMENTS</b><br/>(1) Tilt tension<br/>(2) Pneumatic seat height<br/>(3) Back angle<br/>(4) Seat angle<br/>(6) Back/lumbar height<br/>(8) Sliding seat depth<br/>(9) Infinite position tilt lock<br/>Center tilt action</p> <p>Ergonomic features:<br/>A, B, C, D, E, F, G, H, M, N, Q, S, U</p> | <b>3141-3</b>             | 1144  | 1192         | 1233                   | 1279             | 1356                 | 1426                   | 1497               | 1558 | 1635 | 1707 | 1804 | 1942 |  |  |
|  |  | <b>OVERALL DIMENSIONS</b> |   |              | <b>SEAT DIMENSIONS</b> |                  |                      | <b>BACK DIMENSIONS</b> |                    |      |      |      |      |      |  |  |
|  |  | <b>W</b>                  | <b>D</b>  | <b>H</b>     | <b>W</b>               | <b>D</b>         | <b>H</b>             | <b>W</b>               | <b>H</b>           |      |      |      |      |      |  |  |
|  |  | IN 26<br>MM 660           | 24<br>610   | 37<br>940    | 20<br>508              | 18-21<br>457-533 | 16.5-21.5<br>419-546 | 19.5<br>495            | 19-21.5<br>483-546 |      |      |      |      |      |  |  |
|  |  | <b>RTA 2</b>              |  | 1 per carton |                        |                  |                      |                        |                    |      |      |      |      |      |  |  |

NOETIC



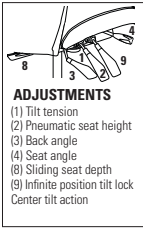
model 6074



model 6075  
(shown with 4D arms)

MECHANISM OPTIONS:

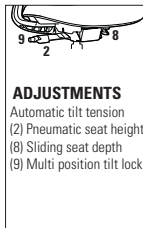
Multi-tilter mechanism



**ADJUSTMENTS**  
 (1) Tilt tension  
 (2) Pneumatic seat height  
 (3) Back angle  
 (4) Seat angle  
 (8) Sliding seat depth  
 (9) Infinite position tilt lock  
 Center tilt action

**Ergonomic features:**  
 A, B, C, E, F, G, M, N, S

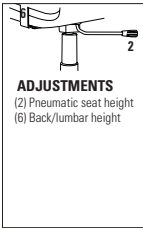
Weight sensing synchro-tilter mechanism



**ADJUSTMENTS**  
 Automatic tilt tension  
 (2) Pneumatic seat height  
 (8) Sliding seat depth  
 (9) Multi position tilt lock

**Ergonomic features:**  
 B, C, E, L, M, N

Task basic swivel mechanism



**ADJUSTMENTS**  
 (2) Pneumatic seat height  
 (6) Back/lumbar height

**Ergonomic features:**  
 C, M, N

STANDARD FEATURES

- Noetic is a thoughtfully designed ergonomic task chair that inspires each individual's best work.
- Task chairs are available with three mechanisms: task basic swivel, multi-tilter and weight-sensing synchro-tilter (height adjustable stools are available with task basic swivel mechanism only).
- Chairs are available in three frame colors: Black (**BLK**), Fog (**FOG**) or Shadow (**SHW**).
- Mesh back models are available in either Digital Mesh (6 colors) or Dimension Mesh (10 colors).
- Upholstered back models feature a unique combination of textile (inside back) and Dimension Mesh (exterior back). Dimension Mesh coordinates with the selected frame color (BLK frame - DBK mesh; FOG frame - DST mesh; SHW frame - DGM mesh).
- Task chairs with multi-tilter and weight sensing synchro-tilter mechanisms are standard with an adjustable depth, sliding seat.
- Arm and armless models are available. For arms, choose between color matched P-style fixed arms or height adjustable arms.
- Height adjustable arms are available with (2D) arms with depth sliding armcaps or (4D) arms with width, depth and rotating sliding armcaps.
- Black and Shadow frames receive color matching arms and armcaps. Fog frame height adjustable arms match the frame with Shadow armcap, height control button and accent trim.
- An adjustable lumbar support is available with an upcharge on mesh back models. Lumbar adjusts up/down (2.75", 70mm).
- All models are available with a color matching nylon five prong base or polished aluminum base.
- Carpet casters (C82) or hard surface flooring casters (C82R) coordinate with base finish. Black or Shadow bases have Black casters. Fog bases have Fog casters. Polished aluminum bases have Black casters.
- Active weight capacity for this series is 300 lbs.
- Upholstery options: fabric, vinyl or leather. Vinyl and leather models may feature stitch detail across the seat and/or back cushions, if applicable.

Please add option codes in the following order:

- Model number**  
specify model number
- Mesh finish** (mesh back models)  
**Digital Mesh**  
**(D50)** Digital Mesh Red  
**(D51)** Digital Mesh Blue  
**(D52)** Digital Mesh Navy  
**(D53)** Digital Mesh Shadow  
**(D54)** Digital Mesh Fog  
**(D55)** Digital Mesh Black  
**Dimension Mesh**  
**(DBE)** Dimension Mesh Berry  
**(DBK)** Dimension Mesh Black  
**(DCL)** Dimension Mesh Chalk  
**(DCH)** Dimension Mesh Charcoal  
**(DCT)** Dimension Mesh Citrus  
**(DCO)** Dimension Mesh Cobalt  
**(DST)** Dimension Mesh Fog  
**(DPB)** Dimension Mesh Pool Blue  
**(DSD)** Dimension Mesh Sand  
**(DGM)** Dimension Mesh Shadow
- Inside back textile** (upholstered back models)  
Specify textile code.
- Seat textile**  
Specify textile code.
- Frame finish**  
**(BLK)** Black  
**(FOG)** Fog. Add \$158 for models with arms. Add \$131 for armless models.  
**(SHW)** Shadow. Add \$158 for models with arms. Add \$131 for armless models.
- Lumbar support** (mesh back models)  
**(NAL)** no lumbar  
**(ADL)** adjustable lumbar. Add \$44.
- Arm type**  
**(FP)** P-style fixed arm. No upcharge.  
**(2D)** height adjustable (depth sliding armcap). No upcharge.  
**(4D)** height adjustable (width, depth and rotating sliding armcap). No upcharge.
- Base type**  
**(B7)** nylon base (color matches frame).  
**(A7)** polished aluminum base. Add \$131.
- Caster type**  
**(82)** C82 2.5" casters for carpeted surfaces.  
**(8R)** C82R 2.5" casters for most hard floor surfaces. Add \$21.
- Moisture barrier** (seat)  
**(NB)** no moisture barrier.  
**(MB)** moisture barrier. Add \$81.

EXAMPLE NOETIC ORDER CODE:

|      |     |      |     |     |    |    |    |    |
|------|-----|------|-----|-----|----|----|----|----|
| 6074 | DBK | FU75 | BLK | ADL | 2D | B7 | 82 | NB |
|------|-----|------|-----|-----|----|----|----|----|

Model number Mesh Finish Textile Frame Finish Lumbar Arm Type Base Type Caster Type Moisture Barrier

DESCRIPTION

FEATURES

MODEL #

STANDARD TEXTILE GRADES















**Mesh Back Chair, Multi-Tilter**  
 COM: 0.75 YD | 0.69 M  
 Unit weight: 49 LB | 22.3 KG  
 Carton weight: 60 LB | 27.22 KG  
 Carton volume: 10.5 FT<sup>3</sup> | 0.29 M<sup>3</sup>

|             | 1    | 2    | 3    | 4    | 5    | 6    | 7    | 8    | 9    | 10   | 11   | 12   |
|-------------|------|------|------|------|------|------|------|------|------|------|------|------|
| <b>6070</b> | 1144 | 1168 | 1188 | 1212 | 1250 | 1285 | 1320 | 1351 | 1389 | 1425 | 1474 | 1543 |

|    | OVERALL DIMENSIONS |     |      | SEAT DIMENSIONS |         |           | BACK DIMENSIONS |     |
|----|--------------------|-----|------|-----------------|---------|-----------|-----------------|-----|
|    | W                  | D   | H    | W               | D       | H         | W               | H   |
| IN | 26                 | 24  | 41.5 | 20              | 17.5-20 | 17.5-21.5 | 16              | 22  |
| MM | 660                | 610 | 1054 | 508             | 445-508 | 445-546   | 406             | 559 |

RTA 2 1 per carton

| DESCRIPTION  | FEATURES | MODEL # | STANDARD TEXTILE GRADES   |   |              |                        |          |          |                        |          |          |      |      |      |
|--|----------|---------|---------------------------|---|--------------|------------------------|----------|----------|------------------------|----------|----------|------|------|------|
|  |          |         | 1                         | 2   | 3            | 4                      | 5        | 6        | 7                      | 8        | 9        | 10   | 11   | 12   |
|  <p><b>Armless Mesh Back Chair, Multi-Tilter</b><br/>                     COM: 0.75 YD   0.69 M<br/>                     Unit weight: 44 LB   20 KG<br/>                     Carton weight: 55 LB   24.95 KG<br/>                     Carton volume: 10.5 FT³   0.29 MT³</p>            |          | 6070NA  | 973                       | 997   | 1017         | 1041                   | 1079     | 1114     | 1149                   | 1180     | 1218     | 1254 | 1303 | 1372 |
|  |          |         | <b>OVERALL DIMENSIONS</b> |   |              | <b>SEAT DIMENSIONS</b> |          |          | <b>BACK DIMENSIONS</b> |          |          |      |      |      |
|  |          |         |                           | <b>W</b>  | <b>D</b>     | <b>H</b>               | <b>W</b> | <b>D</b> | <b>H</b>               | <b>W</b> | <b>H</b> |      |      |      |
|  |          |         |                           | IN 20   | 24           | 41.5                   | 20       | 17.5-20  | 17.5-21.5              | 16       | 22       |      |      |      |
|  |          |         |                           | MM 508  | 610          | 1054                   | 508      | 445-508  | 445-546                | 406      | 559      |      |      |      |
|  |          |         | <b>RTA 2</b>              |    | 1 per carton |                        |          |          |                        |          |          |      |      |      |
|  <p><b>Upholstered Back Chair, Multi-Tilter</b><br/>                     COM: 1.5 YD   1.37 M<br/>                     Unit weight: 49 LB   22.3 KG<br/>                     Carton weight: 60 LB   27.22 KG<br/>                     Carton volume: 10.5 FT³   0.29 MT³</p>            |          | 6071    | 1359                      | 1407  | 1447         | 1495                   | 1571     | 1641     | 1711                   | 1773     | 1849     | 1921 | 2019 | 2157 |
|  |          |         | <b>OVERALL DIMENSIONS</b> |   |              | <b>SEAT DIMENSIONS</b> |          |          | <b>BACK DIMENSIONS</b> |          |          |      |      |      |
|  |          |         |                           | <b>W</b>  | <b>D</b>     | <b>H</b>               | <b>W</b> | <b>D</b> | <b>H</b>               | <b>W</b> | <b>H</b> |      |      |      |
|  |          |         |                           | IN 26   | 24           | 41.5                   | 20       | 18.5-21  | 17.5-21.5              | 16       | 21       |      |      |      |
|  |          |         |                           | MM 660  | 610          | 1054                   | 508      | 470-533  | 445-546                | 406      | 533      |      |      |      |
|  |          |         | <b>RTA 2</b>              |    | 1 per carton |                        |          |          |                        |          |          |      |      |      |
|  <p><b>Armless Upholstered Back Chair, Multi-Tilter</b><br/>                     COM: 1.5 YD   1.37 M<br/>                     Unit weight: 45.5 LB   20.7 KG<br/>                     Carton weight: 55 LB   24.95 KG<br/>                     Carton volume: 10.5 FT³   0.29 MT³</p>  |          | 6071NA  | 1189                      | 1237  | 1277         | 1325                   | 1401     | 1471     | 1541                   | 1603     | 1679     | 1751 | 1849 | 1987 |
|  |          |         | <b>OVERALL DIMENSIONS</b> |   |              | <b>SEAT DIMENSIONS</b> |          |          | <b>BACK DIMENSIONS</b> |          |          |      |      |      |
|  |          |         |                           | <b>W</b>  | <b>D</b>     | <b>H</b>               | <b>W</b> | <b>D</b> | <b>H</b>               | <b>W</b> | <b>H</b> |      |      |      |
|  |          |         |                           | IN 20   | 24           | 41.5                   | 20       | 17-19.5  | 17.5-21                | 16       | 21       |      |      |      |
|  |          |         |                           | MM 508  | 610          | 1054                   | 508      | 432-495  | 445-533                | 406      | 533      |      |      |      |
|  |          |         | <b>RTA 2</b>              |    | 1 per carton |                        |          |          |                        |          |          |      |      |      |
|  <p><b>Mesh Back Chair, Task Basic Swivel</b><br/>                     COM: 0.75 YD   0.69 M<br/>                     Unit weight: 32.5 LB   14.8 KG<br/>                     Carton weight: 44 LB   19.96 KG<br/>                     Carton volume: 10.5 FT³   0.29 MT³</p>         |          | 6072    | 1025                      | 1049  | 1069         | 1093                   | 1131     | 1166     | 1201                   | 1232     | 1270     | 1306 | 1355 | 1424 |
|  |          |         | <b>OVERALL DIMENSIONS</b> |   |              | <b>SEAT DIMENSIONS</b> |          |          | <b>BACK DIMENSIONS</b> |          |          |      |      |      |
|  |          |         |                           | <b>W</b>  | <b>D</b>     | <b>H</b>               | <b>W</b> | <b>D</b> | <b>H</b>               | <b>W</b> | <b>H</b> |      |      |      |
|  |          |         |                           | IN 26   | 24           | 41.25                  | 20       | 17       | 16.25-20.25            | 16       | 21       |      |      |      |
|  |          |         |                           | MM 660  | 610          | 1048                   | 508      | 432      | 413-514                | 406      | 533      |      |      |      |
|  |          |         | <b>RTA 2</b>              |  | 1 per carton |                        |          |          |                        |          |          |      |      |      |
|  <p><b>Armless Mesh Back Chair, Task Basic Swivel</b><br/>                     COM: 0.75 YD   0.69 M<br/>                     Unit weight: 28.5 LB   13 KG<br/>                     Carton weight: 39.5 LB   17.92 KG<br/>                     Carton volume: 10.5 FT³   0.29 MT³</p> |          | 6072NA  | 855                       | 879   | 899          | 923                    | 961      | 996      | 1031                   | 1062     | 1100     | 1136 | 1185 | 1254 |
|  |          |         | <b>OVERALL DIMENSIONS</b> |   |              | <b>SEAT DIMENSIONS</b> |          |          | <b>BACK DIMENSIONS</b> |          |          |      |      |      |
|  |          |         |                           | <b>W</b>  | <b>D</b>     | <b>H</b>               | <b>W</b> | <b>D</b> | <b>H</b>               | <b>W</b> | <b>H</b> |      |      |      |
|  |          |         |                           | IN 20   | 24           | 41.25                  | 20       | 17       | 16.25-20.25            | 16       | 21       |      |      |      |
|  |          |         |                           | MM 508  | 610          | 1048                   | 508      | 432      | 413-514                | 406      | 533      |      |      |      |
|  |          |         | <b>RTA 2</b>              |  | 1 per carton |                        |          |          |                        |          |          |      |      |      |
|  <p><b>Upholstered Back Chair, Task Basic Swivel</b><br/>                     COM: 1.5 YD   1.37 M<br/>                     Unit weight: 33.5 LB   15.2 KG<br/>                     Carton weight: 44 LB   19.96 KG<br/>                     Carton volume: 10.5 FT³   0.29 MT³</p>   |          | 6073    | 1240                      | 1288  | 1328         | 1376                   | 1452     | 1522     | 1592                   | 1654     | 1730     | 1802 | 1900 | 2038 |
|  |          |         | <b>OVERALL DIMENSIONS</b> |   |              | <b>SEAT DIMENSIONS</b> |          |          | <b>BACK DIMENSIONS</b> |          |          |      |      |      |
|  |          |         |                           | <b>W</b>  | <b>D</b>     | <b>H</b>               | <b>W</b> | <b>D</b> | <b>H</b>               | <b>W</b> | <b>H</b> |      |      |      |
|  |          |         |                           | IN 26   | 24           | 41.25                  | 20       | 17       | 16.25-20.25            | 16       | 21       |      |      |      |
|  |          |         |                           | MM 660  | 610          | 1048                   | 508      | 432      | 413-514                | 406      | 533      |      |      |      |
|  |          |         | <b>RTA 2</b>              |  | 1 per carton |                        |          |          |                        |          |          |      |      |      |

DESCRIPTION FEATURES MODEL # STANDARD TEXTILE GRADES



**Armless Upholstered Back Chair, Task Basic Swivel**  
 COM: 1.5 YD | 1.37 M  
 Unit weight: 28.5 LB | 13 KG  
 Carton weight: 39.5 LB | 17.92 KG  
 Carton volume: 10.5 FT³ | 0.29 MT³

|               |      |      |      |      |      |      |      |      |      |      |      |      |
|---------------|------|------|------|------|------|------|------|------|------|------|------|------|
|               | 1    | 2    | 3    | 4    | 5    | 6    | 7    | 8    | 9    | 10   | 11   | 12   |
| <b>6073NA</b> | 1070 | 1118 | 1158 | 1206 | 1282 | 1352 | 1422 | 1484 | 1560 | 1632 | 1730 | 1868 |

| OVERALL DIMENSIONS |   |   | SEAT DIMENSIONS |   |   | BACK DIMENSIONS |   |  |
|--------------------|---|---|-----------------|---|---|-----------------|---|--|
| W                  | D | H | W               | D | H | W               | H |  |

|    |     |     |       |     |     |             |     |     |
|----|-----|-----|-------|-----|-----|-------------|-----|-----|
| IN | 20  | 24  | 41.25 | 20  | 17  | 16.25-20.25 | 16  | 21  |
| MM | 508 | 610 | 1048  | 508 | 432 | 413-514     | 406 | 533 |

**RTA 2** 1 per carton



**Mesh Back Chair, Weight Sensing Synchro-Tilter**  
 COM: 0.75 YD | 0.69 M  
 Unit weight: 43.5 LB | 19.8 KG  
 Carton weight: 45.5 LB | 20.64 KG  
 Carton volume: 10.5 FT³ | 0.29 MT³

|             |      |      |      |      |      |      |      |      |      |      |      |      |
|-------------|------|------|------|------|------|------|------|------|------|------|------|------|
|             | 1    | 2    | 3    | 4    | 5    | 6    | 7    | 8    | 9    | 10   | 11   | 12   |
| <b>6074</b> | 1090 | 1114 | 1134 | 1158 | 1196 | 1231 | 1266 | 1297 | 1335 | 1371 | 1420 | 1489 |

| OVERALL DIMENSIONS |   |   | SEAT DIMENSIONS |   |   | BACK DIMENSIONS |   |  |
|--------------------|---|---|-----------------|---|---|-----------------|---|--|
| W                  | D | H | W               | D | H | W               | H |  |

|    |     |     |      |     |         |         |     |     |
|----|-----|-----|------|-----|---------|---------|-----|-----|
| IN | 26  | 24  | 40   | 20  | 17.5-20 | 17-21   | 16  | 21  |
| MM | 660 | 610 | 1016 | 508 | 445-508 | 432-533 | 406 | 533 |

**RTA 2** 1 per carton



**Armless Mesh Back Chair, Weight Sensing Synchro-Tilter**  
 COM: 0.75 YD | 0.69 M  
 Unit weight: 38 LB | 17.3 KG  
 Carton weight: 54 LB | 24.49 KG  
 Carton volume: 10.5 FT³ | 0.29 MT³

|               |     |     |     |     |      |      |      |      |      |      |      |      |
|---------------|-----|-----|-----|-----|------|------|------|------|------|------|------|------|
|               | 1   | 2   | 3   | 4   | 5    | 6    | 7    | 8    | 9    | 10   | 11   | 12   |
| <b>6074NA</b> | 920 | 944 | 964 | 988 | 1026 | 1061 | 1096 | 1127 | 1165 | 1201 | 1250 | 1319 |

| OVERALL DIMENSIONS |   |   | SEAT DIMENSIONS |   |   | BACK DIMENSIONS |   |  |
|--------------------|---|---|-----------------|---|---|-----------------|---|--|
| W                  | D | H | W               | D | H | W               | H |  |

|    |     |     |      |     |         |         |     |     |
|----|-----|-----|------|-----|---------|---------|-----|-----|
| IN | 20  | 24  | 40   | 20  | 17.5-20 | 17-21   | 16  | 21  |
| MM | 508 | 610 | 1016 | 508 | 445-508 | 432-533 | 406 | 533 |

**RTA 2** 1 per carton



**Upholstered Back Chair, Weight Sensing Synchro-Tilter**  
 COM: 1.5 YD | 1.37 M  
 Unit weight: 43.5 LB | 19.8 KG  
 Carton weight: 44.5 LB | 20.18 KG  
 Carton volume: 10.5 FT³ | 0.29 MT³

|             |      |      |      |      |      |      |      |      |      |      |      |      |
|-------------|------|------|------|------|------|------|------|------|------|------|------|------|
|             | 1    | 2    | 3    | 4    | 5    | 6    | 7    | 8    | 9    | 10   | 11   | 12   |
| <b>6075</b> | 1307 | 1355 | 1395 | 1443 | 1519 | 1589 | 1659 | 1721 | 1797 | 1869 | 1967 | 2105 |

| OVERALL DIMENSIONS |   |   | SEAT DIMENSIONS |   |   | BACK DIMENSIONS |   |  |
|--------------------|---|---|-----------------|---|---|-----------------|---|--|
| W                  | D | H | W               | D | H | W               | H |  |

|    |     |     |      |     |         |         |     |     |
|----|-----|-----|------|-----|---------|---------|-----|-----|
| IN | 26  | 24  | 40   | 20  | 17.5-20 | 17-21   | 16  | 21  |
| MM | 660 | 610 | 1016 | 508 | 445-508 | 432-533 | 406 | 533 |

**RTA 2** 1 per carton



**Armless Upholstered Back Chair, Weight Sensing Synchro-Tilter**  
 COM: 1.5 YD | 1.37 M  
 Unit weight: 39 LB | 17.7 KG  
 Carton weight: 54 LB | 24.49 KG  
 Carton volume: 10.5 FT³ | 0.29 MT³

|               |      |      |      |      |      |      |      |      |      |      |      |      |
|---------------|------|------|------|------|------|------|------|------|------|------|------|------|
|               | 1    | 2    | 3    | 4    | 5    | 6    | 7    | 8    | 9    | 10   | 11   | 12   |
| <b>6075NA</b> | 1135 | 1183 | 1223 | 1271 | 1347 | 1417 | 1487 | 1549 | 1625 | 1697 | 1795 | 1933 |

| OVERALL DIMENSIONS |   |   | SEAT DIMENSIONS |   |   | BACK DIMENSIONS |   |  |
|--------------------|---|---|-----------------|---|---|-----------------|---|--|
| W                  | D | H | W               | D | H | W               | H |  |

|    |     |     |      |     |         |         |     |     |
|----|-----|-----|------|-----|---------|---------|-----|-----|
| IN | 20  | 24  | 40   | 20  | 17.5-20 | 17-21   | 16  | 21  |
| MM | 508 | 610 | 1016 | 508 | 445-508 | 432-533 | 406 | 533 |

**RTA 2** 1 per carton









**Mesh Back Chair, Height Adjustable Stool**  
 COM: 0.75 YD | 0.69 M  
 Unit weight: 38 LB | 17.3 KG  
 Carton weight: 49 LB | 22.23 KG  
 Carton volume: 10.5 FT³ | 0.29 MT³

|             |      |      |      |      |      |      |      |      |      |      |      |      |
|-------------|------|------|------|------|------|------|------|------|------|------|------|------|
|             | 1    | 2    | 3    | 4    | 5    | 6    | 7    | 8    | 9    | 10   | 11   | 12   |
| <b>6076</b> | 1240 | 1264 | 1284 | 1308 | 1346 | 1381 | 1416 | 1447 | 1485 | 1521 | 1570 | 1639 |

| OVERALL DIMENSIONS |   |   | SEAT DIMENSIONS |   |   | BACK DIMENSIONS |   |  |
|--------------------|---|---|-----------------|---|---|-----------------|---|--|
| W                  | D | H | W               | D | H | W               | H |  |

|    |     |     |      |     |      |         |     |     |
|----|-----|-----|------|-----|------|---------|-----|-----|
| IN | 26  | 24  | 51   | 20  | 17.5 | 25-35   | 16  | 21  |
| MM | 660 | 610 | 1295 | 508 | 445  | 635-889 | 406 | 533 |

**RTA 2** 1 per carton

| DESCRIPTION  | FEATURES | MODEL #       | STANDARD TEXTILE GRADES   |              |          |                        |          |          |                        |          |      |      |      |      |
|--|----------|---------------|---|--------------|----------|------------------------|----------|----------|------------------------|----------|------|------|------|------|
|  |          |               | 1   | 2            | 3        | 4                      | 5        | 6        | 7                      | 8        | 9    | 10   | 11   | 12   |
|  <p><b>Armless Mesh Back Chair, Height Adjustable Stool</b><br/>                     COM: 0.75 YD   0.69 M<br/>                     Unit weight: 34 LB   15.5 KG<br/>                     Carton weight: 45 LB   20.41 KG<br/>                     Carton volume: 10.5 FT³   0.29 MT³</p>       |          | <b>6076NA</b> | 1069  | 1093         | 1113     | 1137                   | 1175     | 1210     | 1245                   | 1276     | 1314 | 1350 | 1399 | 1468 |
|  |          |               | <b>OVERALL DIMENSIONS</b>   |              |          | <b>SEAT DIMENSIONS</b> |          |          | <b>BACK DIMENSIONS</b> |          |      |      |      |      |
|  |          |               | <b>W</b>  | <b>D</b>     | <b>H</b> | <b>W</b>               | <b>D</b> | <b>H</b> | <b>W</b>               | <b>H</b> |      |      |      |      |
|  |          |               | IN 20   | 24           | 51       | 20                     | 17.5     | 25-35    | 16                     | 21       |      |      |      |      |
|  |          |               | MM 508  | 610          | 1295     | 508                    | 445      | 635-889  | 406                    | 533      |      |      |      |      |
|  |          | <b>RTA 2</b>  |  | 1 per carton |          |                        |          |          |                        |          |      |      |      |      |
|  <p><b>Upholstered Back Chair, Height Adjustable Stool</b><br/>                     COM: 1.5 YD   1.37 M<br/>                     Unit weight: 38.5 LB   17.5 KG<br/>                     Carton weight: 49.5 LB   22.45 KG<br/>                     Carton volume: 10.5 FT³   0.29 MT³</p>     |          | <b>6077</b>   | 1455  | 1503         | 1543     | 1591                   | 1667     | 1737     | 1807                   | 1869     | 1945 | 2017 | 2115 | 2253 |
|  |          |               | <b>OVERALL DIMENSIONS</b>   |              |          | <b>SEAT DIMENSIONS</b> |          |          | <b>BACK DIMENSIONS</b> |          |      |      |      |      |
|  |          |               | <b>W</b>  | <b>D</b>     | <b>H</b> | <b>W</b>               | <b>D</b> | <b>H</b> | <b>W</b>               | <b>H</b> |      |      |      |      |
|  |          |               | IN 26   | 24           | 51       | 20                     | 17       | 25-35    | 16                     | 21       |      |      |      |      |
|  |          |               | MM 660  | 610          | 1295     | 508                    | 432      | 635-889  | 406                    | 533      |      |      |      |      |
|  |          | <b>RTA 2</b>  |  | 1 per carton |          |                        |          |          |                        |          |      |      |      |      |
|  <p><b>Armless Upholstered Back Chair, Height Adjustable Stool</b><br/>                     COM: 1.5 YD   1.37 M<br/>                     Unit weight: 35 LB   15.9 KG<br/>                     Carton weight: 46 LB   20.87 KG<br/>                     Carton volume: 10.5 FT³   0.29 MT³</p> |          | <b>6077NA</b> | 1284  | 1332         | 1372     | 1420                   | 1496     | 1566     | 1636                   | 1698     | 1774 | 1846 | 1944 | 2082 |
|  |          |               | <b>OVERALL DIMENSIONS</b>   |              |          | <b>SEAT DIMENSIONS</b> |          |          | <b>BACK DIMENSIONS</b> |          |      |      |      |      |
|  |          |               | <b>W</b>  | <b>D</b>     | <b>H</b> | <b>W</b>               | <b>D</b> | <b>H</b> | <b>W</b>               | <b>H</b> |      |      |      |      |
|  |          |               | IN 20   | 24           | 51       | 20                     | 17       | 25-35    | 16                     | 21       |      |      |      |      |
|  |          |               | MM 508  | 610          | 1295     | 508                    | 432      | 635-889  | 406                    | 533      |      |      |      |      |
|  |          | <b>RTA 2</b>  |  | 1 per carton |          |                        |          |          |                        |          |      |      |      |      |

NOVELLO



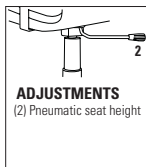
model 6400-TC66-IC-CP-C5-82-SF



model 6400-TC65-FG-FP-F5-82-SF

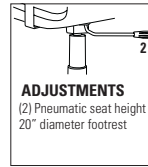
MECHANISM OPTIONS:

Task chair mechanism



Ergonomic features:  
C, M

Task stool mechanism



Ergonomic features:  
C, M

EXAMPLE NOVELLO ORDER CODE:

|      |       |     |     |     |     |   |     |
|------|-------|-----|-----|-----|-----|---|-----|
| 6400 | -HD08 | -FG | -FP | -F5 | -8F | - | -SF |
|------|-------|-----|-----|-----|-----|---|-----|

Model number    Textile    Shell/Arms    Armcaps    Base    Casters    Footrest    Seat foam

STANDARD FEATURES



- A revolutionary new task chair that can go anywhere - it requires no adjustments and provides exceptional comfort for any size user.
- Novello features a special polymer shell that flexes, allowing the seat to glide smoothly on a concealed track system. It is strong and durable, with clean lines and offers effective support.
- Chairs are molded with one-piece flexible shells; available in Black (BK), Fog (FG) or Cloud (IC).
- Chairs are standard with a five prong, injection molded, fiberglass reinforced nylon B5 base with dual wheel carpet casters (C82).
- Models with aluminum bases come with Chrome gas cylinders. Models with Fog or Cloud shells come with Chrome gas cylinders.
- Standard with Global's high quality Soft Descent™ pneumatic lift which slowly and gently lowers the seat height of the chair making it easy to obtain the exact seat height you desire.
- Pedestal base models provide fixed location seating for use in auditoriums, classrooms, jury boxes, public venues and more. The base must be mounted to the floor (mounting hardware not included). See Pedestal Base Installation Guide on website for details.
- Upholstery options: fabric, vinyl or leather. Vinyl and leather models may feature stitch detail across the seat and/or back cushions, if applicable.










OPTIONAL FEATURES

- For additional caster options, please refer to the Arm and Caster section (page 349). *Optional casters may be priced higher than the standard casters for your chair and the difference will be charged. Lower priced optional casters will not be credited.*
- Pedestal base models have Black bases with 2" height adjustable cylinders, please specify:  
(SH) Swivel, auto return to max height. No upcharge.  
(SN) Non-swivel, auto return to max height. Add \$16.  
(SC) Swivel, auto return to center and return to max height. Add \$26.





Please add option codes in the following order:

- **Model number**  
6400 Chair with arms.  
6401 Chair, armless.  
6402 Chair with arms, fully upholstered.  
6403 Chair, armless, fully upholstered.  
6410 Stool with arms.  
6411 Stool, armless.  
6412 Stool with arms, fully upholstered.  
6413 Stool, armless, fully upholstered.
- **Textile**  
Specify textile code.
- **Shell/arm color**  
(BK) to model # for Black shell. No upcharge.  
(FG) to model # for Fog shell. Add \$46.  
(IC) to model # for Cloud shell. Add \$46.
- **Armcaps** (no upcharge)  
(BP) Black self-skinned urethane.  
(FP) Fog self-skinned urethane.  
(CP) Cloud self-skinned urethane.
- **Base**  
(B5) Black nylon base. No upcharge.  
(F5) Fog nylon base. Add \$41.  
(C5) Cloud nylon base. Add \$41.  
(BA) Polished aluminum w/Black accent. Add \$53.  
(FA) Polished aluminum w/Fog accent. Add \$53.  
(CA) Polished aluminum w/Cloud accent. Add \$53.
- **Casters**  
(82) C82 dual wheel carpet casters. No upcharge.  
(8R) C82R dual wheel hard floor casters. Add \$21.  
(8F) Fog C82 dual wheel carpet casters. No upcharge.  
(2F) Fog C82R dual wheel hard floor casters. Add \$21.
- **Footrest (stools only)**  
(R3) Polished aluminum w/Black accent. No upcharge.  
(R4) Fully polished aluminum. Add \$26.
- **Seat foam**  
(SF) Standard foam. No upcharge.  
(PF) Extra plush cushion. Add \$15.

| DESCRIPTION   | FEATURES                             | MODEL # | STANDARD TEXTILE GRADES   |              |              |                        |           |                      |                        |             |      |      |      |      |
|---|--------------------------------------|---------|---------------------------|--------------|--------------|------------------------|-----------|----------------------|------------------------|-------------|------|------|------|------|
|   |                                      |         | 1                         | 2            | 3            | 4                      | 5         | 6                    | 7                      | 8           | 9    | 10   | 11   | 12   |
|  <p><b>Task Chair w/Arms</b><br/>COM: 0.75 YD   0.69 M<br/>Unit weight: 30 LB   13.6 KG<br/>Carton weight: 40 LB   18.14 KG<br/>Carton volume: 8.25 FT³   0.23 MT³</p>               | Upholstered seat/polypropylene back. | 6400    | 893                       | 917          | 937          | 961                    | 999       | 1034                 | 1069                   | 1100        | 1138 | 1174 | 1223 | 1292 |
|   |                                      |         | <b>OVERALL DIMENSIONS</b> |              |              | <b>SEAT DIMENSIONS</b> |           |                      | <b>BACK DIMENSIONS</b> |             |      |      |      |      |
|   |                                      |         | W                         | D            | H            | W                      | D         | H                    | W                      | H           |      |      |      |      |
|   |                                      |         | IN 25<br>MM 635           | 22<br>559    | 36<br>914    | 18.5<br>470            | 18<br>457 | 16.5-21.5<br>419-546 | 20.5<br>521            | 18.5<br>470 |      |      |      |      |
|   |                                      |         | RTA 2                     | courier      | 1 per carton |                        |           |                      |                        |             |      |      |      |      |
|  <p><b>Task Chair w/Arms Pedestal Base</b><br/>COM: 0.75 YD   0.69 M<br/>Unit weight: 31 LB   14.1 KG<br/>Carton weight: 42 LB   19.05 KG<br/>Carton volume: 8.25 FT³   0.23 MT³</p> | Upholstered seat/polypropylene back. | 6400PB  | 1100                      | 1124         | 1144         | 1168                   | 1206      | 1241                 | 1276                   | 1307        | 1345 | 1381 | 1430 | 1499 |
|   |                                      |         | <b>OVERALL DIMENSIONS</b> |              |              | <b>SEAT DIMENSIONS</b> |           |                      | <b>BACK DIMENSIONS</b> |             |      |      |      |      |
|   |                                      |         | W                         | D            | H            | W                      | D         | H                    | W                      | H           |      |      |      |      |
|   |                                      |         | IN 25<br>MM 635           | 22<br>559    | 34<br>864    | 18.5<br>470            | 18<br>457 | 16-18<br>406-457     | 20.5<br>521            | 18.5<br>470 |      |      |      |      |
|   |                                      |         | RTA 2                     | 1 per carton |              |                        |           |                      |                        |             |      |      |      |      |

| DESCRIPTION   | FEATURES                             | MODEL #       | STANDARD TEXTILE GRADES   |              |          |                        |          |           |                        |          |      |      |      |      |
|---|--------------------------------------|---------------|---|--------------|----------|------------------------|----------|-----------|------------------------|----------|------|------|------|------|
|   |                                      |               | 1   | 2            | 3        | 4                      | 5        | 6         | 7                      | 8        | 9    | 10   | 11   | 12   |
| <br><b>Armless Task Chair</b><br>COM: 0.75 YD   0.69 M<br>Unit weight: 27 LB   12.3 KG<br>Carton weight: 35 LB   15.88 KG<br>Carton volume: 6.75 FT³   0.19 MT³                | Upholstered seat/polypropylene back. | <b>6401</b>   | 813   | 837          | 857      | 881                    | 919      | 954       | 989                    | 1020     | 1058 | 1094 | 1143 | 1212 |
|   |                                      |               | <b>OVERALL DIMENSIONS</b>   |              |          | <b>SEAT DIMENSIONS</b> |          |           | <b>BACK DIMENSIONS</b> |          |      |      |      |      |
|   |                                      |               | <b>W</b>  | <b>D</b>     | <b>H</b> | <b>W</b>               | <b>D</b> | <b>H</b>  | <b>W</b>               | <b>H</b> |      |      |      |      |
|   |                                      |               | IN 21.5   | 22           | 36       | 18.5                   | 18       | 16.5-21.5 | 20.5                   | 18.5     |      |      |      |      |
|   |                                      |               | MM 546  | 559          | 914      | 470                    | 457      | 419-546   | 521                    | 470      |      |      |      |      |
|   |                                      | <b>RTA 2</b>  |    | 1 per carton |          |                        |          |           |                        |          |      |      |      |      |
| <br><b>Armless Task Chair Pedestal Base</b><br>COM: 0.75 YD   0.69 M<br>Unit weight: 28 LB   12.7 KG<br>Carton weight: 39 LB   17.69 KG<br>Carton volume: 6.75 FT³   0.19 MT³  | Upholstered seat/polypropylene back. | <b>6401PB</b> | 1022  | 1046         | 1066     | 1090                   | 1128     | 1163      | 1198                   | 1229     | 1267 | 1303 | 1352 | 1421 |
|   |                                      |               | <b>OVERALL DIMENSIONS</b>   |              |          | <b>SEAT DIMENSIONS</b> |          |           | <b>BACK DIMENSIONS</b> |          |      |      |      |      |
|   |                                      |               | <b>W</b>  | <b>D</b>     | <b>H</b> | <b>W</b>               | <b>D</b> | <b>H</b>  | <b>W</b>               | <b>H</b> |      |      |      |      |
|   |                                      |               | IN 21.5   | 22           | 34       | 18.5                   | 18       | 16-18     | 20.5                   | 18.5     |      |      |      |      |
|   |                                      |               | MM 546  | 559          | 864      | 470                    | 457      | 406-457   | 521                    | 470      |      |      |      |      |
|   |                                      | <b>RTA 2</b>  | 1 per carton  |              |          |                        |          |           |                        |          |      |      |      |      |
| <br><b>Task Chair w/Arms</b><br>COM: 0.75 YD   0.69 M<br>Unit weight: 32 LB   14.5 KG<br>Carton weight: 42 LB   19.05 KG<br>Carton volume: 8.25 FT³   0.23 MT³                 | Upholstered seat & back.             | <b>6402</b>   | 944   | 968          | 988      | 1012                   | 1050     | 1085      | 1120                   | 1151     | 1189 | 1225 | 1274 | 1343 |
|   |                                      |               | <b>OVERALL DIMENSIONS</b>   |              |          | <b>SEAT DIMENSIONS</b> |          |           | <b>BACK DIMENSIONS</b> |          |      |      |      |      |
|   |                                      |               | <b>W</b>  | <b>D</b>     | <b>H</b> | <b>W</b>               | <b>D</b> | <b>H</b>  | <b>W</b>               | <b>H</b> |      |      |      |      |
|   |                                      |               | IN 25   | 22           | 36       | 18.5                   | 17.5     | 16.5-21.5 | 20.5                   | 18.5     |      |      |      |      |
|   |                                      |               | MM 635  | 559          | 914      | 470                    | 445      | 419-546   | 521                    | 470      |      |      |      |      |
|   |                                      | <b>RTA 2</b>  |    | 1 per carton |          |                        |          |           |                        |          |      |      |      |      |
| <br><b>Task Chair w/Arms Pedestal Base</b><br>COM: 0.75 YD   0.69 M<br>Unit weight: 33 LB   15 KG<br>Carton weight: 44 LB   19.96 KG<br>Carton volume: 8.25 FT³   0.23 MT³   | Upholstered seat & back.             | <b>6402PB</b> | 1153  | 1177         | 1197     | 1221                   | 1259     | 1294      | 1329                   | 1360     | 1398 | 1434 | 1483 | 1552 |
|   |                                      |               | <b>OVERALL DIMENSIONS</b>   |              |          | <b>SEAT DIMENSIONS</b> |          |           | <b>BACK DIMENSIONS</b> |          |      |      |      |      |
|   |                                      |               | <b>W</b>  | <b>D</b>     | <b>H</b> | <b>W</b>               | <b>D</b> | <b>H</b>  | <b>W</b>               | <b>H</b> |      |      |      |      |
|   |                                      |               | IN 25   | 22           | 34       | 18.5                   | 17.5     | 16-18     | 20.5                   | 18.5     |      |      |      |      |
|   |                                      |               | MM 635  | 559          | 864      | 470                    | 445      | 406-457   | 521                    | 470      |      |      |      |      |
|   |                                      | <b>RTA 2</b>  | 1 per carton  |              |          |                        |          |           |                        |          |      |      |      |      |
| <br><b>Armless Task Chair</b><br>COM: 0.75 YD   0.69 M<br>Unit weight: 29 LB   13.2 KG<br>Carton weight: 37 LB   16.78 KG<br>Carton volume: 6.75 FT³   0.19 MT³              | Upholstered seat & back.             | <b>6403</b>   | 866   | 890          | 910      | 934                    | 972      | 1007      | 1042                   | 1073     | 1111 | 1147 | 1196 | 1265 |
|   |                                      |               | <b>OVERALL DIMENSIONS</b>   |              |          | <b>SEAT DIMENSIONS</b> |          |           | <b>BACK DIMENSIONS</b> |          |      |      |      |      |
|   |                                      |               | <b>W</b>  | <b>D</b>     | <b>H</b> | <b>W</b>               | <b>D</b> | <b>H</b>  | <b>W</b>               | <b>H</b> |      |      |      |      |
|   |                                      |               | IN 21.5   | 22           | 36       | 18.5                   | 17.5     | 16.5-21.5 | 20.5                   | 18.5     |      |      |      |      |
|   |                                      |               | MM 546  | 559          | 914      | 470                    | 445      | 419-546   | 521                    | 470      |      |      |      |      |
|   |                                      | <b>RTA 2</b>  |  | 1 per carton |          |                        |          |           |                        |          |      |      |      |      |
| <br><b>Armless Task Chair Pedestal Base</b><br>COM: 0.75 YD   0.69 M<br>Unit weight: 30 LB   13.6 KG<br>Carton weight: 41 LB   18.6 KG<br>Carton volume: 6.75 FT³   0.19 MT³ | Upholstered seat & back.             | <b>6403PB</b> | 1074  | 1098         | 1118     | 1142                   | 1180     | 1215      | 1250                   | 1281     | 1319 | 1355 | 1404 | 1473 |
|   |                                      |               | <b>OVERALL DIMENSIONS</b>   |              |          | <b>SEAT DIMENSIONS</b> |          |           | <b>BACK DIMENSIONS</b> |          |      |      |      |      |
|   |                                      |               | <b>W</b>  | <b>D</b>     | <b>H</b> | <b>W</b>               | <b>D</b> | <b>H</b>  | <b>W</b>               | <b>H</b> |      |      |      |      |
|   |                                      |               | IN 21.5   | 22           | 34       | 18.5                   | 17.5     | 16-18     | 20.5                   | 18.5     |      |      |      |      |
|   |                                      |               | MM 546  | 559          | 864      | 470                    | 445      | 406-457   | 521                    | 470      |      |      |      |      |
|   |                                      | <b>RTA 2</b>  | 1 per carton  |              |          |                        |          |           |                        |          |      |      |      |      |



| DESCRIPTION  | FEATURES                             | MODEL # | STANDARD TEXTILE GRADES |           |            |                 |              |                  |                 |             |      |      |      |      |
|--|--------------------------------------|---------|-------------------------|-----------|------------|-----------------|--------------|------------------|-----------------|-------------|------|------|------|------|
|  |                                      |         | 1                       | 2         | 3          | 4               | 5            | 6                | 7               | 8           | 9    | 10   | 11   | 12   |
|  <p><b>Task Stool w/Arms</b><br/>COM: 0.75 YD   0.69 M<br/>Unit weight: 34 LB   15.5 KG<br/>Carton weight: 44 LB   19.96 KG<br/>Carton volume: 8.25 FT³   0.23 MT³</p>  | Upholstered seat/polypropylene back. | 6410    | 1053                    | 1077      | 1097       | 1121            | 1159         | 1194             | 1229            | 1260        | 1298 | 1334 | 1383 | 1452 |
|  |                                      |         | OVERALL DIMENSIONS      |           |            | SEAT DIMENSIONS |              |                  | BACK DIMENSIONS |             |      |      |      |      |
|  |                                      |         | W                       | D         | H          | W               | D            | H                | W               | H           |      |      |      |      |
|  |                                      |         | IN 25<br>MM 635         | 22<br>559 | 46<br>1168 | 18.5<br>470     | 18<br>457    | 24-34<br>610-864 | 20.5<br>521     | 18.5<br>470 |      |      |      |      |
|  |                                      |         | RTA 2                   |           | courier    |                 | 1 per carton |                  |                 |             |      |      |      |      |
|  <p><b>Armless Task Stool</b><br/>COM: 0.75 YD   0.69 M<br/>Unit weight: 31 LB   14.1 KG<br/>Carton weight: 39 LB   17.69 KG<br/>Carton volume: 6.75 FT³   0.19 MT³</p> | Upholstered seat/polypropylene back. | 6411    | 974                     | 998       | 1018       | 1042            | 1080         | 1115             | 1150            | 1181        | 1219 | 1255 | 1304 | 1373 |
|  |                                      |         | OVERALL DIMENSIONS      |           |            | SEAT DIMENSIONS |              |                  | BACK DIMENSIONS |             |      |      |      |      |
|  |                                      |         | W                       | D         | H          | W               | D            | H                | W               | H           |      |      |      |      |
|  |                                      |         | IN 21.5<br>MM 546       | 22<br>559 | 46<br>1168 | 18.5<br>470     | 18<br>457    | 24-34<br>610-864 | 20.5<br>521     | 18.5<br>470 |      |      |      |      |
|  |                                      |         | RTA 2                   |           | courier    |                 | 1 per carton |                  |                 |             |      |      |      |      |
|  <p><b>Task Stool w/Arms</b><br/>COM: 0.75 YD   0.69 M<br/>Unit weight: 36 LB   16.4 KG<br/>Carton weight: 46 LB   20.87 KG<br/>Carton volume: 8.25 FT³   0.23 MT³</p>  | Upholstered seat & back.             | 6412    | 1106                    | 1130      | 1150       | 1174            | 1212         | 1247             | 1282            | 1313        | 1351 | 1387 | 1436 | 1505 |
|  |                                      |         | OVERALL DIMENSIONS      |           |            | SEAT DIMENSIONS |              |                  | BACK DIMENSIONS |             |      |      |      |      |
|  |                                      |         | W                       | D         | H          | W               | D            | H                | W               | H           |      |      |      |      |
|  |                                      |         | IN 25<br>MM 635         | 22<br>559 | 46<br>1168 | 18.5<br>470     | 17.5<br>445  | 24-34<br>610-864 | 20.5<br>521     | 18.5<br>470 |      |      |      |      |
|  |                                      |         | RTA 2                   |           | courier    |                 | 1 per carton |                  |                 |             |      |      |      |      |
|  <p><b>Armless Task Stool</b><br/>COM: 0.75 YD   0.69 M<br/>Unit weight: 33 LB   15 KG<br/>Carton weight: 41 LB   18.6 KG<br/>Carton volume: 6.75 FT³   0.19 MT³</p>  | Upholstered seat & back.             | 6413    | 1027                    | 1051      | 1071       | 1095            | 1133         | 1168             | 1203            | 1234        | 1272 | 1308 | 1357 | 1426 |
|  |                                      |         | OVERALL DIMENSIONS      |           |            | SEAT DIMENSIONS |              |                  | BACK DIMENSIONS |             |      |      |      |      |
|  |                                      |         | W                       | D         | H          | W               | D            | H                | W               | H           |      |      |      |      |
|  |                                      |         | IN 21.5<br>MM 546       | 22<br>559 | 46<br>1168 | 18.5<br>470     | 17.5<br>445  | 24-34<br>610-864 | 20.5<br>521     | 18.5<br>470 |      |      |      |      |
|  |                                      |         | RTA 2                   |           | courier    |                 | 1 per carton |                  |                 |             |      |      |      |      |

OBUSFORME



model 4430 (G3)



model 4432 (G3)

STANDARD FEATURES



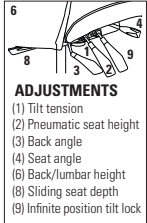

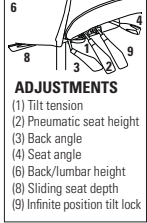
- Contoured seat and back with twin density molded foam.
- Height, width and depth adjustable (**G3**) arms with self-skinned urethane (SSU) arm pads. Armcaps articulate inwards 30°.
- Side activated sliding seat depth adjustment (**MD**) is standard on multi-tilters.
- A variety of ObusForme computer accessories are available to support your neck, hands, arms and feet while seated.
- Vari-Width (**WA**) width adjustable arm extensions are standard when chair is ordered with adjustable arms. Allows the arms to move away from the seat by 2" on each side to allow space if desired for broader hip widths.
- Base and frame are available in Black only.
- All models are standard with a five prong, injection molded, fiberglass reinforced nylon Black spider base with dual wheel carpet casters (**C65**).
- Upholstery options: fabric only. Please check website for availability.
- ObusForme does not always upholster wrinkle free. This is more obvious in heavier textile or textile with little stretch.

OPTIONAL FEATURES

- For hard surface flooring casters, please specify (**C65R**). Add \$21.
- For additional arm/caster options, please refer to the Arm and Caster section (page 349). *Optional casters may be priced higher than the standard casters for your chair and the difference will be charged. Lower priced optional casters will not be credited.*

Preferred chair of choice for students at:



| DESCRIPTION  | FEATURES   | MODEL #                                       | STANDARD TEXTILE GRADES |      |  |         |         |  |         |         |      |      |      |      |
|--|--|---|-------------------------|------|--|---------|---------|--|---------|---------|------|------|------|------|
|  |  |   | *1                      | *2   | *3   | *4      | 5       | 6  | 7       | 8       | 9    | 10   | 11   | 12   |
|  <p><b>Lumbar Pad/Headrest</b><br/>COM: 0.33 YD   0.3 M<br/>Unit weight: 1 LB   0.45 KG<br/>Carton weight: 1 LB   0.45 KG<br/>Carton volume: 0.5 FT³   0.01 MT³</p>  | <p>* Textile options are limited, see notes.</p>   | <b>4411</b>                                   | 41                      | 52   | 60   | 71      | 88      | 103                                      | 119     | 132     | 149  | 165  | 186  | 217  |
|  |  | <p><b>OVERALL DIMENSIONS</b></p> <p>W D H</p> |                         |      | <p><b>SEAT DIMENSIONS</b></p> <p>W D H</p> |         |         | <p><b>BACK DIMENSIONS</b></p> <p>W H</p> |         |         |      |      |      |      |
|  |  | IN  | 9                       | 3    | 5  | -       | -       | -  | -       | -       | -    | -    | -    | -    |
|  | MM   | 229   | 76                      | 127  | -  | -       | -       | -  | -       | -       | -    | -    | -    | -    |
|  |  | <b>RTA 00</b>                                 | 1 per carton            |      |  |         |         |  |         |         |      |      |      |      |
|  <p><b>HB Multi-Tilter</b><br/>COM: 1.75 YD   1.6 M<br/>Unit weight: 51 LB   23.2 KG<br/>Carton weight: 62 LB   28.12 KG<br/>Carton volume: 10.5 FT³   0.29 MT³</p> |  <p><b>ADJUSTMENTS</b><br/>(1) Tilt tension<br/>(2) Pneumatic seat height<br/>(3) Back angle<br/>(4) Seat angle<br/>(6) Back/lumbar height<br/>(8) Sliding seat depth<br/>(9) Infinite position tilt lock</p> <p>* Textile options are limited, see notes.</p> <p>Ergonomic features:<br/>A, B, C, D, E, F, G, H, M, N, Q, R, S</p> | <b>4430</b>                                   | 1398                    | 1454 | 1501                                       | 1556    | 1645    | 1727                                     | 1809    | 1881    | 1970 | 2054 | 2168 | 2329 |
|  |  | <p><b>OVERALL DIMENSIONS</b></p> <p>W D H</p> |                         |      | <p><b>SEAT DIMENSIONS</b></p> <p>W D H</p> |         |         | <p><b>BACK DIMENSIONS</b></p> <p>W H</p> |         |         |      |      |      |      |
|  |  | IN  | 23.5                    | 23.5 | 53.5                                       | 19.5    | 17-20   | 16.5-20.5                                | 18      | 31-33.5 |      |      |      |      |
|  | MM   | 597   | 597                     | 1359 | 495  | 432-508 | 419-521 | 457                                      | 787-851 |         |      |      |      |      |
|  |  | <b>RTA 2</b>                                  | 1 per carton            |      |  |         |         |  |         |         |      |      |      |      |
|  <p><b>MB Multi-Tilter</b><br/>COM: 1.5 YD   1.37 M<br/>Unit weight: 49 LB   22.3 KG<br/>Carton weight: 59 LB   26.76 KG<br/>Carton volume: 9.25 FT³   0.26 MT³</p> |  <p><b>ADJUSTMENTS</b><br/>(1) Tilt tension<br/>(2) Pneumatic seat height<br/>(3) Back angle<br/>(4) Seat angle<br/>(6) Back/lumbar height<br/>(8) Sliding seat depth<br/>(9) Infinite position tilt lock</p> <p>* Textile options are limited, see notes.</p> <p>Ergonomic features:<br/>A, B, C, D, E, F, G, H, M, N, Q, R, S</p> | <b>4432</b>                                   | 1293                    | 1341 | 1382                                       | 1428    | 1505    | 1575                                     | 1646    | 1707    | 1784 | 1856 | 1953 | 2091 |
|  |  | <p><b>OVERALL DIMENSIONS</b></p> <p>W D H</p> |                         |      | <p><b>SEAT DIMENSIONS</b></p> <p>W D H</p> |         |         | <p><b>BACK DIMENSIONS</b></p> <p>W H</p> |         |         |      |      |      |      |
|  |  | IN  | 23.5                    | 23.5 | 42.5                                       | 19.5    | 17-20   | 16.5-20.5                                | 18      | 21-23.5 |      |      |      |      |
|  | MM   | 597   | 597                     | 1080 | 495  | 432-508 | 419-521 | 457                                      | 533-597 |         |      |      |      |      |
|  |  | <b>RTA 2</b>                                  | 1 per carton            |      |  |         |         |  |         |         |      |      |      |      |

OBUSFORME COMFORT



model 1240-3



model 1241-3



Optional Memory Foam  
See right for details.



model 1261-3


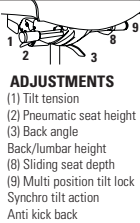


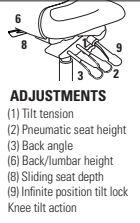


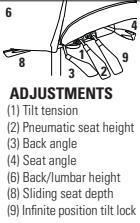




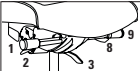











STANDARD FEATURES


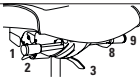


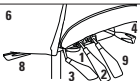


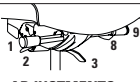


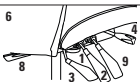

- ObusForme Comfort is recommended by chiropractors worldwide.
- Features a new elastomeric back support system that provides impressive comfortable support with no pressure points along the spine.
- Height, width and depth adjustable (**G3**) arms with self-skinned urethane (SSU) arm pads. Armcaps articulate inwards 30°.
- Five prong, injection molded, fiberglass reinforced nylon Black spider base with dual wheel carpet casters (**C65**).
- Standard seat foam is a dual cushion with a soft top layer and firm supportive lower layer.
- Sliding seat depth is standard on all synchro-tilter and multi-tilter models.
- Schukra™ depth adjustable lumbar support for personalized back support and comfort is standard on select models.
- Vari-Width (**WA**) width adjustable arm extensions are standard when chair is ordered with adjustable arms. Allows the arms to move away from the seat by 2" on each side to allow space if desired for broader hip widths.
- Standard with Global's high quality Soft Descent™ pneumatic lift which slowly and gently lowers the seat height of the chair making it easy to obtain the exact seat height you desire.
- All models are shipped partially KD.
- ObusForme Comfort heavy duty models can be found under the Heavy Duty section (page 333).
- Upholstery options: fabric, vinyl or leather. Vinyl and leather models may feature stitch detail across the seat and/or back cushions, if applicable.
- "P" petite seat models have a seat that is 0.75 shallower and 1.5" narrower than the standard seat.
- Petite seats have the same list prices as standard models.

OPTIONAL FEATURES

- Seat available in memory foam, please specify (**MF**). Add \$106.
- Polished aluminum base with Black end guards (**B2**) is available, please specify (**ALU**). Add \$131.
- For hard surface flooring casters, please specify (**C65R**). Add \$21.
- For additional arm/caster options, please refer to the Arm and Caster section (page 349). *Optional casters may be priced higher than the standard casters for your chair and the difference will be charged. Lower priced optional casters will not be credited.*

| DESCRIPTION   | FEATURES   | MODEL #   | STANDARD TEXTILE GRADES   |                        |           |           |                        |          |   |                        |   |    |                        |    |  |   |   |   |   |   |   |   |   |    |    |    |      |    |           |           |      |          |    |     |     |      |     |         |
|---|--|---|---|------------------------|-----------|-----------|------------------------|----------|---|------------------------|---|----|------------------------|----|--|---|---|---|---|---|---|---|---|----|----|----|------|----|-----------|-----------|------|----------|----|-----|-----|------|-----|---------|
|   |  |   | 1   | 2                      | 3         | 4         | 5                      | 6        | 7 | 8                      | 9 | 10 | 11                     | 12 |  |   |   |   |   |   |   |   |   |    |    |    |      |    |           |           |      |          |    |     |     |      |     |         |
|  <p><b>HB Synchro-Tilter</b><br/>COM: 2.25 YD   2.06 M<br/>Unit weight: 58 LB   26.4 KG<br/>Carton weight: 67 LB   30.39 KG<br/>Carton volume: 11 FT<sup>3</sup>   0.31 M<sup>3</sup></p> |  <p><b>ADJUSTMENTS</b><br/>(1) Tilt tension<br/>(2) Pneumatic seat height<br/>(3) Back angle<br/>Back/lumbar height<br/>(8) Sliding seat depth<br/>(9) Multi position tilt lock<br/>Synchro tilt action<br/>Anti kick back</p> | <p>Ergonomic features:<br/>A, B, C, D, E, G, H, L, M, N, Q, R, U</p>    | <p><b>1240-0</b> 1011 1083 1144 1214 1328 1434 1540 1632 1747 1855 2001 2208<br/> <b>1240P-0</b> Petite seat<br/>                     IN W19.5 D16.75-19.75 H16-20   MM W495 D425-502 H406-508</p>  |                        |           |           |                        |          |   |                        |   |    |                        |    |  |   |   |   |   |   |   |   |   |    |    |    |      |    |           |           |      |          |    |     |     |      |     |         |
|   |  |   | <p><b>OVERALL DIMENSIONS</b></p> <table border="1"> <thead> <tr> <th></th><th>W</th><th>D</th><th>H</th><th colspan="3"><b>SEAT DIMENSIONS</b></th><th colspan="2"><b>BACK DIMENSIONS</b></th></tr> <tr> <th></th><th>W</th><th>D</th><th>H</th><th>W</th><th>D</th><th>H</th><th>W</th><th>H</th></tr> </thead> <tbody> <tr> <td>IN</td><td>26</td><td>25</td><td>48</td><td>21</td><td>17.5-20.5</td><td>16-20</td><td>19.5</td><td>27-32.25</td></tr> <tr> <td>MM</td><td>660</td><td>635</td><td>1219</td><td>533</td><td>445-521</td><td>406-508</td><td>495</td><td>686-819</td></tr> </tbody> </table> <p>RTA 2  1 per carton</p>     |                        |           |           | W                      | D        | H | <b>SEAT DIMENSIONS</b> |   |    | <b>BACK DIMENSIONS</b> |    |  | W | D | H | W | D | H | W | H | IN | 26 | 25 | 48   | 21 | 17.5-20.5 | 16-20     | 19.5 | 27-32.25 | MM | 660 | 635 | 1219 | 533 | 445-521 |
|   | W  | D   | H   | <b>SEAT DIMENSIONS</b> |           |           | <b>BACK DIMENSIONS</b> |          |   |                        |   |    |                        |    |  |   |   |   |   |   |   |   |   |    |    |    |      |    |           |           |      |          |    |     |     |      |     |         |
|   | W  | D   | H   | W                      | D         | H         | W                      | H        |   |                        |   |    |                        |    |  |   |   |   |   |   |   |   |   |    |    |    |      |    |           |           |      |          |    |     |     |      |     |         |
| IN  | 26   | 25  | 48  | 21                     | 17.5-20.5 | 16-20     | 19.5                   | 27-32.25 |   |                        |   |    |                        |    |  |   |   |   |   |   |   |   |   |    |    |    |      |    |           |           |      |          |    |     |     |      |     |         |
| MM  | 660  | 635   | 1219  | 533                    | 445-521   | 406-508   | 495                    | 686-819  |   |                        |   |    |                        |    |  |   |   |   |   |   |   |   |   |    |    |    |      |    |           |           |      |          |    |     |     |      |     |         |
|  <p><b>HB Knee-Tilter</b><br/>COM: 2.25 YD   2.06 M<br/>Unit weight: 58 LB   26.4 KG<br/>Carton weight: 67 LB   30.39 KG<br/>Carton volume: 11 FT<sup>3</sup>   0.31 M<sup>3</sup></p>   |  <p><b>ADJUSTMENTS</b><br/>(1) Tilt tension<br/>(2) Pneumatic seat height<br/>(3) Back angle<br/>(6) Back/lumbar height<br/>(8) Sliding seat depth<br/>(9) Infinite position tilt lock<br/>Knee tilt action</p>               | <p>Ergonomic features:<br/>A, B, C, D, E, G, H, J, M, N, Q, R, U</p>    | <p><b>1240-2</b> 1152 1224 1285 1355 1469 1575 1681 1773 1888 1996 2142 2349<br/> <b>1240P-2</b> Petite seat<br/>                     IN W19.5 D16.75-19.25 H16.5-20.5   MM W495 D425-489 H419-521</p>  |                        |           |           |                        |          |   |                        |   |    |                        |    |  |   |   |   |   |   |   |   |   |    |    |    |      |    |           |           |      |          |    |     |     |      |     |         |
|   |  |   | <p><b>OVERALL DIMENSIONS</b></p> <table border="1"> <thead> <tr> <th></th><th>W</th><th>D</th><th>H</th><th colspan="3"><b>SEAT DIMENSIONS</b></th><th colspan="2"><b>BACK DIMENSIONS</b></th></tr> <tr> <th></th><th>W</th><th>D</th><th>H</th><th>W</th><th>D</th><th>H</th><th>W</th><th>H</th></tr> </thead> <tbody> <tr> <td>IN</td><td>26</td><td>25</td><td>48.5</td><td>21</td><td>17.5-20</td><td>16.5-20.5</td><td>19.5</td><td>27-32.25</td></tr> <tr> <td>MM</td><td>660</td><td>635</td><td>1232</td><td>533</td><td>445-508</td><td>419-521</td><td>495</td><td>686-819</td></tr> </tbody> </table> <p>RTA 2  1 per carton</p> |                        |           |           | W                      | D        | H | <b>SEAT DIMENSIONS</b> |   |    | <b>BACK DIMENSIONS</b> |    |  | W | D | H | W | D | H | W | H | IN | 26 | 25 | 48.5 | 21 | 17.5-20   | 16.5-20.5 | 19.5 | 27-32.25 | MM | 660 | 635 | 1232 | 533 | 445-508 |
|   | W  | D   | H   | <b>SEAT DIMENSIONS</b> |           |           | <b>BACK DIMENSIONS</b> |          |   |                        |   |    |                        |    |  |   |   |   |   |   |   |   |   |    |    |    |      |    |           |           |      |          |    |     |     |      |     |         |
|   | W  | D   | H   | W                      | D         | H         | W                      | H        |   |                        |   |    |                        |    |  |   |   |   |   |   |   |   |   |    |    |    |      |    |           |           |      |          |    |     |     |      |     |         |
| IN  | 26   | 25  | 48.5  | 21                     | 17.5-20   | 16.5-20.5 | 19.5                   | 27-32.25 |   |                        |   |    |                        |    |  |   |   |   |   |   |   |   |   |    |    |    |      |    |           |           |      |          |    |     |     |      |     |         |
| MM  | 660  | 635   | 1232  | 533                    | 445-508   | 419-521   | 495                    | 686-819  |   |                        |   |    |                        |    |  |   |   |   |   |   |   |   |   |    |    |    |      |    |           |           |      |          |    |     |     |      |     |         |
|  <p><b>HB Multi-Tilter</b><br/>COM: 2.25 YD   2.06 M<br/>Unit weight: 60 LB   27.3 KG<br/>Carton weight: 69 LB   31.3 KG<br/>Carton volume: 11 FT<sup>3</sup>   0.31 M<sup>3</sup></p>   |  <p><b>ADJUSTMENTS</b><br/>(1) Tilt tension<br/>(2) Pneumatic seat height<br/>(3) Back angle<br/>(4) Seat angle<br/>(6) Back/lumbar height<br/>(8) Sliding seat depth<br/>(9) Infinite position tilt lock</p>                 | <p>Ergonomic features:<br/>A, B, C, D, E, F, G, H, M, N, Q, R, S, U</p> | <p><b>1240-3</b> 1011 1083 1144 1214 1328 1434 1540 1632 1747 1855 2001 2208<br/> <b>1240P-3</b> Petite seat<br/>                     IN W19.5 D16.75-19.75 H16-20   MM W495 D425-502 H406-508</p>  |                        |           |           |                        |          |   |                        |   |    |                        |    |  |   |   |   |   |   |   |   |   |    |    |    |      |    |           |           |      |          |    |     |     |      |     |         |
|   |  |   | <p><b>OVERALL DIMENSIONS</b></p> <table border="1"> <thead> <tr> <th></th><th>W</th><th>D</th><th>H</th><th colspan="3"><b>SEAT DIMENSIONS</b></th><th colspan="2"><b>BACK DIMENSIONS</b></th></tr> <tr> <th></th><th>W</th><th>D</th><th>H</th><th>W</th><th>D</th><th>H</th><th>W</th><th>H</th></tr> </thead> <tbody> <tr> <td>IN</td><td>26</td><td>25</td><td>48</td><td>21</td><td>17.5-20.5</td><td>16-20</td><td>19.5</td><td>27-32.25</td></tr> <tr> <td>MM</td><td>660</td><td>635</td><td>1219</td><td>533</td><td>445-521</td><td>406-508</td><td>495</td><td>686-819</td></tr> </tbody> </table> <p>RTA 2  1 per carton</p>     |                        |           |           | W                      | D        | H | <b>SEAT DIMENSIONS</b> |   |    | <b>BACK DIMENSIONS</b> |    |  | W | D | H | W | D | H | W | H | IN | 26 | 25 | 48   | 21 | 17.5-20.5 | 16-20     | 19.5 | 27-32.25 | MM | 660 | 635 | 1219 | 533 | 445-521 |
|   | W  | D   | H   | <b>SEAT DIMENSIONS</b> |           |           | <b>BACK DIMENSIONS</b> |          |   |                        |   |    |                        |    |  |   |   |   |   |   |   |   |   |    |    |    |      |    |           |           |      |          |    |     |     |      |     |         |
|   | W  | D   | H   | W                      | D         | H         | W                      | H        |   |                        |   |    |                        |    |  |   |   |   |   |   |   |   |   |    |    |    |      |    |           |           |      |          |    |     |     |      |     |         |
| IN  | 26   | 25  | 48  | 21                     | 17.5-20.5 | 16-20     | 19.5                   | 27-32.25 |   |                        |   |    |                        |    |  |   |   |   |   |   |   |   |   |    |    |    |      |    |           |           |      |          |    |     |     |      |     |         |
| MM  | 660  | 635   | 1219  | 533                    | 445-521   | 406-508   | 495                    | 686-819  |   |                        |   |    |                        |    |  |   |   |   |   |   |   |   |   |    |    |    |      |    |           |           |      |          |    |     |     |      |     |         |

| DESCRIPTION  | FEATURES  | MODEL #   | STANDARD TEXTILE GRADES  |           |              |                               |                      |                      |                               |                     |   |    |    |    |
|--|---|---|--|-----------|--------------|-------------------------------|----------------------|----------------------|-------------------------------|---------------------|---|----|----|----|
|  |   |   | 1  | 2         | 3            | 4                             | 5                    | 6                    | 7                             | 8                   | 9 | 10 | 11 | 12 |
|  <p><b>MB Synchro-Tilter</b><br/>COM: 2 YD   1.83 M<br/>Unit weight: 60 LB   27.3 KG<br/>Carton weight: 69 LB   31.3 KG<br/>Carton volume: 10.5 FT<sup>3</sup>   0.29 MT<sup>3</sup></p>            |  <p><b>ADJUSTMENTS</b><br/>(1) Tilt tension<br/>(2) Pneumatic seat height<br/>(3) Back angle<br/>Back/lumbar height<br/>(8) Sliding seat depth<br/>(9) Multi position tilt lock<br/>Synchro tilt action<br/>Anti kick back</p> | <p>Ergonomic features:<br/>A, B, C, D, E, G, H, L, M, N, Q, R, U</p>    | <p><b>1241-0</b> 954 1018 1072 1134 1236 1330 1424 1506 1608 1704 1834 2018<br/> <b>1241P-0</b> Petite seat<br/>                     IN W19.5 D16.75-19.75 H16-20   MM W495 D425-502 H406-508</p>      |           |              |                               |                      |                      |                               |                     |   |    |    |    |
|  |   |   | <p><b>OVERALL DIMENSIONS</b></p>   |           |              | <p><b>SEAT DIMENSIONS</b></p> |                      |                      | <p><b>BACK DIMENSIONS</b></p> |                     |   |    |    |    |
|  |   |   | W  | D         | H            | W                             | D                    | H                    | W                             | H                   |   |    |    |    |
|  |   |   | IN 26<br>MM 660  | 25<br>635 | 44<br>1118   | 21<br>533                     | 17.5-20.5<br>445-521 | 16-20<br>406-508     | 19.5<br>495                   | 22-27.25<br>559-692 |   |    |    |    |
| <p>RTA 2  1 per carton</p>  |   |   |  |           |              |                               |                      |                      |                               |                     |   |    |    |    |
|  <p><b>MB Knee-Tilter</b><br/>COM: 2 YD   1.83 M<br/>Unit weight: 58 LB   26.4 KG<br/>Carton weight: 67 LB   30.39 KG<br/>Carton volume: 10.5 FT<sup>3</sup>   0.29 MT<sup>3</sup></p>              |  <p><b>ADJUSTMENTS</b><br/>(1) Tilt tension<br/>(2) Pneumatic seat height<br/>(3) Back angle<br/>(6) Back/lumbar height<br/>(8) Sliding seat depth<br/>(9) Infinite position tilt lock<br/>Knee tilt action</p>                | <p>Ergonomic features:<br/>A, B, C, D, E, G, H, J, M, N, Q, R, U</p>    | <p><b>1241-2</b> 1098 1162 1216 1278 1380 1474 1568 1650 1752 1848 1978 2162<br/> <b>1241P-2</b> Petite seat<br/>                     IN W19.5 D16.75-19.25 H16.5-20.5   MM W495 D425-489 H419-521</p> |           |              |                               |                      |                      |                               |                     |   |    |    |    |
|  |   |   | <p><b>OVERALL DIMENSIONS</b></p>   |           |              | <p><b>SEAT DIMENSIONS</b></p> |                      |                      | <p><b>BACK DIMENSIONS</b></p> |                     |   |    |    |    |
|  |   |   | W  | D         | H            | W                             | D                    | H                    | W                             | H                   |   |    |    |    |
|  |   |   | IN 26<br>MM 660  | 25<br>635 | 44.5<br>1130 | 21<br>533                     | 17.5-20<br>445-508   | 16.5-20.5<br>419-521 | 19.5<br>495                   | 22-27.25<br>559-692 |   |    |    |    |
| <p>RTA 2  1 per carton</p>  |   |   |  |           |              |                               |                      |                      |                               |                     |   |    |    |    |
|  <p><b>MB Multi-Tilter</b><br/>COM: 2 YD   1.83 M<br/>Unit weight: 58 LB   26.4 KG<br/>Carton weight: 67 LB   30.39 KG<br/>Carton volume: 10.5 FT<sup>3</sup>   0.29 MT<sup>3</sup></p>            |  <p><b>ADJUSTMENTS</b><br/>(1) Tilt tension<br/>(2) Pneumatic seat height<br/>(3) Back angle<br/>(4) Seat angle<br/>(6) Back/lumbar height<br/>(8) Sliding seat depth<br/>(9) Infinite position tilt lock</p>                  | <p>Ergonomic features:<br/>A, B, C, D, E, F, G, H, M, N, Q, R, S, U</p> | <p><b>1241-3</b> 954 1018 1072 1134 1236 1330 1424 1506 1608 1704 1834 2018<br/> <b>1241P-3</b> Petite seat<br/>                     IN W19.5 D16.75-19.75 H16-20   MM W495 D425-502 H406-508</p>      |           |              |                               |                      |                      |                               |                     |   |    |    |    |
|  |   |   | <p><b>OVERALL DIMENSIONS</b></p>   |           |              | <p><b>SEAT DIMENSIONS</b></p> |                      |                      | <p><b>BACK DIMENSIONS</b></p> |                     |   |    |    |    |
|  |   |   | W  | D         | H            | W                             | D                    | H                    | W                             | H                   |   |    |    |    |
|  |   |   | IN 26<br>MM 660  | 25<br>635 | 44<br>1118   | 21<br>533                     | 17.5-20.5<br>445-521 | 16-20<br>406-508     | 19.5<br>495                   | 22-27.25<br>559-692 |   |    |    |    |
| <p>RTA 2  1 per carton</p>  |   |   |  |           |              |                               |                      |                      |                               |                     |   |    |    |    |
|  <p><b>Armless Chair - Sled Base</b><br/>COM: 1.75 YD   1.6 M<br/>Unit weight: 30 LB   13.6 KG<br/>Carton weight: 35 LB   15.88 KG<br/>Carton volume: 10 FT<sup>3</sup>   0.28 MT<sup>3</sup></p> | <p>Base available in Black finish only.</p>   | <p>Ergonomic features:<br/>M, N</p>                                     | <p><b>1246</b> 549 605 652 707 796 878 960 1032 1121 1205 1319 1480</p>  |           |              |                               |                      |                      |                               |                     |   |    |    |    |
|  |   |   | <p><b>OVERALL DIMENSIONS</b></p>   |           |              | <p><b>SEAT DIMENSIONS</b></p> |                      |                      | <p><b>BACK DIMENSIONS</b></p> |                     |   |    |    |    |
|  |   |   | W  | D         | H            | W                             | D                    | H                    | W                             | H                   |   |    |    |    |
|  |   |   | IN 21<br>MM 533  | 24<br>610 | 38<br>965    | 21<br>533                     | 18<br>457            | 18<br>457            | 20<br>508                     | 20.5<br>521         |   |    |    |    |
| <p>RTA 1  1 per carton</p>  |   |   |  |           |              |                               |                      |                      |                               |                     |   |    |    |    |
|  <p><b>Armchair - Sled Base</b><br/>COM: 1.75 YD   1.6 M<br/>Unit weight: 35 LB   15.9 KG<br/>Carton weight: 40 LB   18.14 KG<br/>Carton volume: 13 FT<sup>3</sup>   0.36 MT<sup>3</sup></p>      | <p>Base available in Black finish only.</p>   | <p>Ergonomic features:<br/>M, N</p>                                     | <p><b>1247</b> 671 727 774 829 918 1000 1082 1154 1243 1327 1441 1602</p>  |           |              |                               |                      |                      |                               |                     |   |    |    |    |
|  |   |   | <p><b>OVERALL DIMENSIONS</b></p>   |           |              | <p><b>SEAT DIMENSIONS</b></p> |                      |                      | <p><b>BACK DIMENSIONS</b></p> |                     |   |    |    |    |
|  |   |   | W  | D         | H            | W                             | D                    | H                    | W                             | H                   |   |    |    |    |
|  |   |   | IN 26.5<br>MM 673  | 24<br>610 | 38<br>965    | 21<br>533                     | 18<br>457            | 18<br>457            | 20<br>508                     | 20.5<br>521         |   |    |    |    |
| <p>RTA 1  1 per carton</p>  |   |   |  |           |              |                               |                      |                      |                               |                     |   |    |    |    |

| DESCRIPTION   | FEATURES   | MODEL #  | STANDARD TEXTILE GRADES   |  |   |  |   |   |  |   |   |    |    |    |
|---|--|--|---|--|---|--|---|---|--|---|---|----|----|----|
|   |  |  | 1   | 2  | 3 | 4  | 5 | 6 | 7  | 8 | 9 | 10 | 11 | 12 |
|  <p><b>HB Synchro-Tilfer w/Schukra</b><br/>COM: 2.25 YD   2.06 M<br/>Unit weight: 58 LB   26.4 KG<br/>Carton weight: 67 LB   30.39 KG<br/>Carton volume: 11 FT³   0.31 MT³</p> |  <p><b>ADJUSTMENTS</b><br/>(1) Tilt tension<br/>(2) Pneumatic seat height<br/>(3) Back angle<br/>Back/lumbar height<br/>Lumbar depth<br/>(8) Sliding seat depth<br/>(9) Multi position tilt lock<br/>Synchro tilt action<br/>Anti kick back</p> | <p><b>1260-0</b> 1133 1205 1266 1336 1450 1556 1662 1754 1869 1977 2123 2330<br/><b>1260P-0</b> Petite seat<br/>IN W19.5 D16.75-19.75 H16-20   MM W495 D425-502 H406-508</p> | <p><b>OVERALL DIMENSIONS</b></p> <p>W D H</p>   |  |   | <p><b>SEAT DIMENSIONS</b></p> <p>W D H</p> |   |   | <p><b>BACK DIMENSIONS</b></p> <p>W H</p> |   |   |    |    |    |
|   |  |  | <p>IN 26 25 48 21 17.5-20.5 16-20 19.5 27-32.25<br/>MM 660 635 1219 533 445-521 406-508 495 686-819</p> | <p><b>RTA 2</b>  1 per carton</p>   |   |  |   |   |  |   |   |    |    |    |
|  <p><b>HB Multi-Tilfer w/Schukra</b><br/>COM: 2.25 YD   2.06 M<br/>Unit weight: 60 LB   27.3 KG<br/>Carton weight: 69 LB   31.3 KG<br/>Carton volume: 11 FT³   0.31 MT³</p>    |  <p><b>ADJUSTMENTS</b><br/>(1) Tilt tension<br/>(2) Pneumatic seat height<br/>(3) Back angle<br/>(4) Seat angle<br/>(6) Back/lumbar height<br/>Lumbar depth<br/>(8) Sliding seat depth<br/>(9) Infinite position tilt lock</p>                  | <p><b>1260-3</b> 1133 1205 1266 1336 1450 1556 1662 1754 1869 1977 2123 2330<br/><b>1260P-3</b> Petite seat<br/>IN W19.5 D16.75-19.75 H16-20   MM W495 D425-502 H406-508</p> | <p><b>OVERALL DIMENSIONS</b></p> <p>W D H</p>   |  |   | <p><b>SEAT DIMENSIONS</b></p> <p>W D H</p> |   |   | <p><b>BACK DIMENSIONS</b></p> <p>W H</p> |   |   |    |    |    |
|   |  |  | <p>IN 26 25 48 21 17.5-20.5 16-20 19.5 27-32.25<br/>MM 660 635 1219 533 445-521 406-508 495 686-819</p> | <p><b>RTA 2</b>  1 per carton</p>   |   |  |   |   |  |   |   |    |    |    |
|  <p><b>MB Synchro-Tilfer w/Schukra</b><br/>COM: 2 YD   1.83 M<br/>Unit weight: 56 LB   25.5 KG<br/>Carton weight: 65 LB   29.48 KG<br/>Carton volume: 10.5 FT³   0.29 MT³</p> |  <p><b>ADJUSTMENTS</b><br/>(1) Tilt tension<br/>(2) Pneumatic seat height<br/>(3) Back angle<br/>Back/lumbar height<br/>Lumbar depth<br/>(8) Sliding seat depth<br/>(9) Multi position tilt lock<br/>Synchro tilt action<br/>Anti kick back</p> | <p><b>1261-0</b> 1075 1139 1193 1255 1357 1451 1545 1627 1729 1825 1955 2139<br/><b>1261P-0</b> Petite seat<br/>IN W19.5 D16.75-19.75 H16-20   MM W495 D425-502 H406-508</p> | <p><b>OVERALL DIMENSIONS</b></p> <p>W D H</p>   |  |   | <p><b>SEAT DIMENSIONS</b></p> <p>W D H</p> |   |   | <p><b>BACK DIMENSIONS</b></p> <p>W H</p> |   |   |    |    |    |
|   |  |  | <p>IN 26 25 44 21 17.5-20.5 16-20 19.5 22-27.25<br/>MM 660 635 1118 533 445-521 406-508 495 559-692</p> | <p><b>RTA 2</b>  1 per carton</p> |   |  |   |   |  |   |   |    |    |    |
|  <p><b>MB Multi-Tilfer w/Schukra</b><br/>COM: 2 YD   1.83 M<br/>Unit weight: 58 LB   26.4 KG<br/>Carton weight: 67 LB   30.39 KG<br/>Carton volume: 10.5 FT³   0.29 MT³</p>  |  <p><b>ADJUSTMENTS</b><br/>(1) Tilt tension<br/>(2) Pneumatic seat height<br/>(3) Back angle<br/>(4) Seat angle<br/>(6) Back/lumbar height<br/>Lumbar depth<br/>(8) Sliding seat depth<br/>(9) Infinite position tilt lock</p>                | <p><b>1261-3</b> 1075 1139 1193 1255 1357 1451 1545 1627 1729 1825 1955 2139<br/><b>1261P-3</b> Petite seat<br/>IN W19.5 D16.75-19.75 H16-20   MM W495 D425-502 H406-508</p> | <p><b>OVERALL DIMENSIONS</b></p> <p>W D H</p>   |  |   | <p><b>SEAT DIMENSIONS</b></p> <p>W D H</p> |   |   | <p><b>BACK DIMENSIONS</b></p> <p>W H</p> |   |   |    |    |    |
|   |  |  | <p>IN 26 25 44 21 17.5-20.5 16-20 19.5 22-27.25<br/>MM 660 635 1118 533 445-521 406-508 495 559-692</p> | <p><b>RTA 2</b>  1 per carton</p> |   |  |   |   |  |   |   |    |    |    |

PREFER



model 8458NA









model 8459









STANDARD FEATURES

- A sleek and comfortable multi-purpose chair beautifully suited for conference, collaboration and training environments. Designed by Norbert Geelen.
- Swivel tilt function with no visible levers or mechanisms.
- Standard with Asphalt or Alabaster frame and base, armless or with fixed arms.
- Integrated seat height adjustment lever is intuitive and easy to use.
- Dual wheel carpet casters are standard. Black (**C82**) casters standard on Asphalt base models. Fog Grey (**8F**) casters standard on Alabaster base models.
- Upholstery options: fabric, vinyl or leather. Vinyl and leather models may feature stitch detail across the seat and/or back cushions, if applicable.

OPTIONAL FEATURES

- Dimension Mesh is available in Berry (DBE), Black (DBK), Chalk (DCL), Charcoal (DCH), Citrus (DCT), Cobalt (DCO), Fog (DST), Pool Blue (DPB), Sand (DSD) and Shadow (DGM).
- Polished aluminum (**AL**) base is available on Asphalt and Alabaster frames. Add \$175.
- Polished aluminum (**AO**) arms are available on Asphalt and Alabaster fixed arm models. Add \$151
- For Asphalt base on Alabaster frame, please specify (**BK**). No upcharge.
- For Alabaster base on Asphalt frame, please specify (**AE**). Add \$35.
- For hard surface Black glides, please specify (**HG**). Add \$49.
- For hard surface flooring casters, please specify (**8R**) for Black and (**2F**) for Fog. Add \$21.

| DESCRIPTION  | FEATURES                    | MODEL # | STANDARD TEXTILE GRADES   |   |               |                        |             |                      |                        |           |      |      |      |      |
|--|-----------------------------|---------|---------------------------|---|---------------|------------------------|-------------|----------------------|------------------------|-----------|------|------|------|------|
|  |                             |         | 1                         | 2   | 3             | 4                      | 5           | 6                    | 7                      | 8         | 9    | 10   | 11   | 12   |
|  <p><b>MB Tilter Chair - Asphalt Base/Frame</b><br/>COM: 1 YD   0.91 M<br/>Unit weight: 26 LB   11.8 KG<br/>Carton weight: 33 LB   14.97 KG<br/>Carton volume: 9.5 FT<sup>3</sup>   0.26 MT<sup>3</sup></p>                   | Ergonomic features:<br>C, M | 8458    | 1163                      | 1195  | 1222          | 1253                   | 1304        | 1351                 | 1398                   | 1439      | 1490 | 1538 | 1603 | 1695 |
|  |                             |         | <b>OVERALL DIMENSIONS</b> |   |               | <b>SEAT DIMENSIONS</b> |             |                      | <b>BACK DIMENSIONS</b> |           |      |      |      |      |
|  |                             |         | <b>W</b>                  | <b>D</b>  | <b>H</b>      | <b>W</b>               | <b>D</b>    | <b>H</b>             | <b>W</b>               | <b>H</b>  |      |      |      |      |
|  |                             |         | IN 25.5<br>MM 648         | 24<br>610   | 39<br>991     | 19.75<br>502           | 18.5<br>470 | 18-22<br>457-559     | 20<br>508              | 19<br>483 |      |      |      |      |
|  |                             |         | <b>RTA 1</b>              |    | 1 per carton  |                        |             |                      |                        |           |      |      |      |      |
|  <p><b>Armless MB Tilter Chair - Asphalt Base/Frame</b><br/>COM: 1 YD   0.91 M<br/>Unit weight: 25 LB   11.4 KG<br/>Carton weight: 32 LB   14.51 KG<br/>Carton volume: 9.5 FT<sup>3</sup>   0.26 MT<sup>3</sup></p>          | Ergonomic features:<br>C, M | 8458NA  | 1059                      | 1091  | 1118          | 1149                   | 1200        | 1247                 | 1294                   | 1335      | 1386 | 1434 | 1499 | 1591 |
|  |                             |         | <b>OVERALL DIMENSIONS</b> |   |               | <b>SEAT DIMENSIONS</b> |             |                      | <b>BACK DIMENSIONS</b> |           |      |      |      |      |
|  |                             |         | <b>W</b>                  | <b>D</b>  | <b>H</b>      | <b>W</b>               | <b>D</b>    | <b>H</b>             | <b>W</b>               | <b>H</b>  |      |      |      |      |
|  |                             |         | IN 22.5<br>MM 572         | 24<br>610   | 39<br>991     | 19.75<br>502           | 18.5<br>470 | 18-22<br>457-559     | 20<br>508              | 19<br>483 |      |      |      |      |
|  |                             |         | <b>RTA 1</b>              |  | 1 per carton  |                        |             |                      |                        |           |      |      |      |      |
|  <p><b>Height Adjustable Stool - Asphalt Base/Frame</b><br/>COM: 1 YD   0.91 M<br/>Unit weight: 31 LB   14.1 KG<br/>Carton weight: 38 LB   17.24 KG<br/>Carton volume: 9.5 FT<sup>3</sup>   0.26 MT<sup>3</sup></p>         | Ergonomic features:<br>C, M | 8458S   | 1340                      | 1372  | 1399          | 1430                   | 1481        | 1528                 | 1575                   | 1616      | 1667 | 1715 | 1780 | 1872 |
|  |                             |         | <b>OVERALL DIMENSIONS</b> |   |               | <b>SEAT DIMENSIONS</b> |             |                      | <b>BACK DIMENSIONS</b> |           |      |      |      |      |
|  |                             |         | <b>W</b>                  | <b>D</b>  | <b>H</b>      | <b>W</b>               | <b>D</b>    | <b>H</b>             | <b>W</b>               | <b>H</b>  |      |      |      |      |
|  |                             |         | IN 25.5<br>MM 648         | 24<br>610   | 46.25<br>1175 | 19.75<br>502           | 18.5<br>470 | 23.5-31.5<br>597-800 | 20<br>508              | 19<br>483 |      |      |      |      |
|  |                             |         | <b>RTA 1</b>              |  | 1 per carton  |                        |             |                      |                        |           |      |      |      |      |
|  <p><b>Armless Height Adjustable Stool - Asphalt Base/Frame</b><br/>COM: 1 YD   0.91 M<br/>Unit weight: 30 LB   13.6 KG<br/>Carton weight: 37 LB   16.78 KG<br/>Carton volume: 9.5 FT<sup>3</sup>   0.26 MT<sup>3</sup></p> | Ergonomic features:<br>C, M | 8458NAS | 1238                      | 1270  | 1297          | 1328                   | 1379        | 1426                 | 1473                   | 1514      | 1565 | 1613 | 1678 | 1770 |
|  |                             |         | <b>OVERALL DIMENSIONS</b> |   |               | <b>SEAT DIMENSIONS</b> |             |                      | <b>BACK DIMENSIONS</b> |           |      |      |      |      |
|  |                             |         | <b>W</b>                  | <b>D</b>  | <b>H</b>      | <b>W</b>               | <b>D</b>    | <b>H</b>             | <b>W</b>               | <b>H</b>  |      |      |      |      |
|  |                             |         | IN 22.5<br>MM 572         | 24<br>610   | 46.25<br>1175 | 19.75<br>502           | 18.5<br>470 | 23.5-31.5<br>597-800 | 20<br>508              | 19<br>483 |      |      |      |      |
|  |                             |         | <b>RTA 1</b>              |  | 1 per carton  |                        |             |                      |                        |           |      |      |      |      |

| DESCRIPTION  | FEATURES                    | MODEL #   | STANDARD TEXTILE GRADES   |      |      |                        |      |      |                        |      |      |      |      |      |      |  |  |
|--|-----------------------------|---|---------------------------|------|------|------------------------|------|------|------------------------|------|------|------|------|------|------|--|--|
|  |                             |   | 1                         | 2    | 3    | 4                      | 5    | 6    | 7                      | 8    | 9    | 10   | 11   | 12   |      |  |  |
| <br><b>MB Tilter Chair - Alabaster Base/Frame</b><br>COM: 1 YD   0.91 M<br>Unit weight: 26 LB   11.8 KG<br>Carton weight: 33 LB   14.97 KG<br>Carton volume: 9.5 FT³   0.26 MT³                   | Ergonomic features:<br>C, M | <b>RTA 1</b>  1 per carton   | 8459                      | 1196 | 1228 | 1255                   | 1286 | 1337 | 1384                   | 1431 | 1472 | 1523 | 1571 | 1636 | 1728 |  |  |
|  |                             |   | <b>OVERALL DIMENSIONS</b> |      |      | <b>SEAT DIMENSIONS</b> |      |      | <b>BACK DIMENSIONS</b> |      |      |      |      |      |      |  |  |
|  |                             |   | W D H                     |      |      | W D H                  |      |      | W H                    |      |      |      |      |      |      |  |  |
|  |                             |   | IN 25.5 24 39             |      |      | 19.75 18.5 18-22       |      |      | 20 19                  |      |      |      |      |      |      |  |  |
|  |                             |   | MM 648 610 991            |      |      | 502 470 457-559        |      |      | 508 483                |      |      |      |      |      |      |  |  |
| <br><b>Armless MB Tilter Chair - Alabaster Base/Frame</b><br>COM: 1 YD   0.91 M<br>Unit weight: 25 LB   11.4 KG<br>Carton weight: 32 LB   14.51 KG<br>Carton volume: 9.5 FT³   0.26 MT³           | Ergonomic features:<br>C, M | <b>RTA 1</b>  1 per carton   | 8459NA                    | 1094 | 1126 | 1153                   | 1184 | 1235 | 1282                   | 1329 | 1370 | 1421 | 1469 | 1534 | 1626 |  |  |
|  |                             |   | <b>OVERALL DIMENSIONS</b> |      |      | <b>SEAT DIMENSIONS</b> |      |      | <b>BACK DIMENSIONS</b> |      |      |      |      |      |      |  |  |
|  |                             |   | W D H                     |      |      | W D H                  |      |      | W H                    |      |      |      |      |      |      |  |  |
|  |                             |   | IN 22.5 24 39             |      |      | 19.75 18.5 18-22       |      |      | 20 19                  |      |      |      |      |      |      |  |  |
|  |                             |   | MM 572 610 991            |      |      | 502 470 457-559        |      |      | 508 483                |      |      |      |      |      |      |  |  |
| <br><b>Height Adjustable Stool - Alabaster Base/Frame</b><br>COM: 1 YD   0.91 M<br>Unit weight: 31 LB   14.1 KG<br>Carton weight: 38 LB   17.24 KG<br>Carton volume: 9.5 FT³   0.26 MT³           | Ergonomic features:<br>C, M | <b>RTA 1</b>  1 per carton   | 8459S                     | 1374 | 1406 | 1433                   | 1464 | 1515 | 1562                   | 1609 | 1650 | 1701 | 1749 | 1814 | 1906 |  |  |
|  |                             |   | <b>OVERALL DIMENSIONS</b> |      |      | <b>SEAT DIMENSIONS</b> |      |      | <b>BACK DIMENSIONS</b> |      |      |      |      |      |      |  |  |
|  |                             |   | W D H                     |      |      | W D H                  |      |      | W H                    |      |      |      |      |      |      |  |  |
|  |                             |   | IN 25.5 24 46.25          |      |      | 19.75 18.5 23.5-31.5   |      |      | 20 19                  |      |      |      |      |      |      |  |  |
|  |                             |   | MM 648 610 1175           |      |      | 502 470 597-800        |      |      | 508 483                |      |      |      |      |      |      |  |  |
| <br><b>Armless Height Adjustable Stool - Alabaster Base/Frame</b><br>COM: 1 YD   0.91 M<br>Unit weight: 30 LB   13.6 KG<br>Carton weight: 37 LB   16.78 KG<br>Carton volume: 9.5 FT³   0.26 MT³ | Ergonomic features:<br>C, M | <b>RTA 1</b>  1 per carton | 8459NAS                   | 1271 | 1303 | 1330                   | 1361 | 1412 | 1459                   | 1506 | 1547 | 1598 | 1646 | 1711 | 1803 |  |  |
|  |                             |   | <b>OVERALL DIMENSIONS</b> |      |      | <b>SEAT DIMENSIONS</b> |      |      | <b>BACK DIMENSIONS</b> |      |      |      |      |      |      |  |  |
|  |                             |   | W D H                     |      |      | W D H                  |      |      | W H                    |      |      |      |      |      |      |  |  |
|  |                             |   | IN 22.5 24 46.25          |      |      | 19.75 18.5 23.5-31.5   |      |      | 20 19                  |      |      |      |      |      |      |  |  |
|  |                             |   | MM 572 610 1175           |      |      | 502 470 597-800        |      |      | 508 483                |      |      |      |      |      |      |  |  |



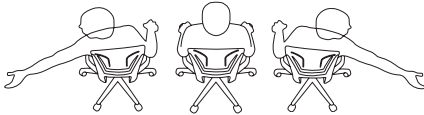
ROMA



Optional RA Arms  
See right for details.

model 1906

model 1908



The polypropylene medium back and the upholstered medium back feature a flexible back construction that provides support, proper spinal alignment and comfort when moving or reaching in a seated position.

Roma Nesting Chairs




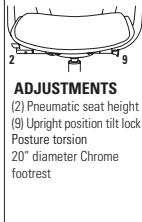


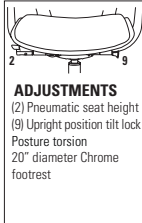

For Roma nesting chairs, please see page 176.

STANDARD FEATURES


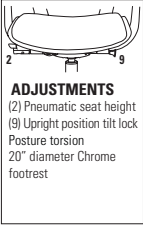

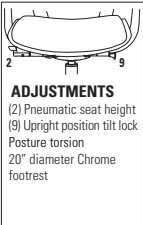

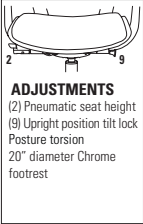

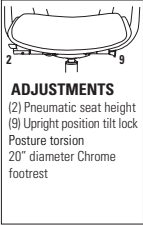

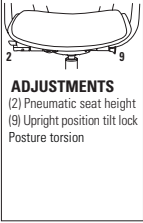
- Flexible, elegant and affordable, Roma offers a family of seating with simple clean lines.
- Roma features an exclusive chair control mechanism which allows the chair back and arms to recline together while the chair seat moves just enough to ensure comfort.
- The series includes nesting chairs, task seating and stools, with and without arms.
- Four back versions are available: mesh, upholstered, flexible polypropylene or honeycomb polypropylene.
- Flexible polypropylene back chair features a built in lumbar support designed to move as you move and is available exclusively in Black.
- The task chair upholstered back features a removable cover for on-site replacement and cleaning.
- Fixed arms are durable fiberglass reinforced nylon, fixed height. Standard with soft, durable, self-skinned urethane (SSU) armcaps that are warm to the touch.
- Standard with Global's high quality Soft Descent™ pneumatic lift which slowly and gently lowers the seat height of the chair making it easy to obtain the exact seat height you desire.
- Task chairs and stools are standard with a five prong, injection molded, fiberglass reinforced nylon Black spider base with dual wheel carpet casters (C1).
- Upholstery options: fabric, vinyl or leather. Vinyl and leather models may feature stitch detail across the seat and/or back cushions, if applicable.


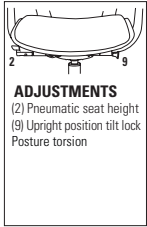


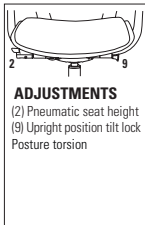


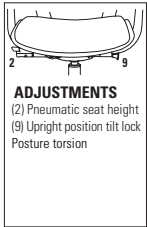


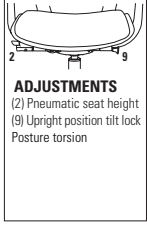


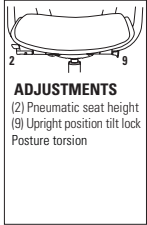

OPTIONAL FEATURES


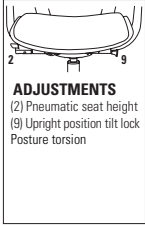


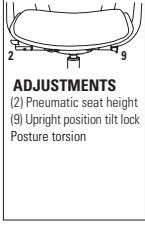



- Breathable mesh back is available in six colors: Autumn Orange (AO), Fall Burgundy (FB), Midnight Black (MB), Spring Green (SG), Summer Blue (SB) and Winter Grey (WG).
- Optional polished aluminum base is available, please specify (ALU). Add \$131.
- A height adjustable arm with a self-skinned urethane (SSU) arm pad is optionally available for task seating, please specify (RA). Add \$62.
- For hard surface flooring casters, please specify (CSR). Add \$21.
- For additional caster options, please refer to the Arm and Caster section (page 347). *Optional casters may be priced higher than the standard casters for your chair and the difference will be charged. Lower priced optional casters will not be credited.*

| DESCRIPTION  | FEATURES   | MODEL #                   | STANDARD TEXTILE GRADES   |              |                        |           |                      |                        |           |      |      |      |      |      |  |  |
|--|--|---------------------------|---|--------------|------------------------|-----------|----------------------|------------------------|-----------|------|------|------|------|------|--|--|
|  |  |                           | 1   | 2            | 3                      | 4         | 5                    | 6                      | 7         | 8    | 9    | 10   | 11   | 12   |  |  |
|  <p><b>Mesh MB - Armless Stool</b><br/>COM: 1 YD   0.91 M<br/>Unit weight: 36 LB   16.4 KG<br/>Carton weight: 43 LB   19.5 KG<br/>Carton volume: 9.25 FT³   0.26 MT³</p>          |  <p><b>ADJUSTMENTS</b><br/>(2) Pneumatic seat height<br/>(9) Upright position tilt lock<br/>Posture torsion<br/>20" diameter Chrome footrest</p> <p>Ergonomic features:<br/>B, C, G, M, N</p> | <b>1871</b>               | 827   | 859          | 886                    | 917       | 968                  | 1015                   | 1062      | 1103 | 1154 | 1202 | 1267 | 1359 |  |  |
|  |  | <b>OVERALL DIMENSIONS</b> |   |              | <b>SEAT DIMENSIONS</b> |           |                      | <b>BACK DIMENSIONS</b> |           |      |      |      |      |      |  |  |
|  |  | <b>W</b>                  | <b>D</b>  | <b>H</b>     | <b>W</b>               | <b>D</b>  | <b>H</b>             | <b>W</b>               | <b>H</b>  |      |      |      |      |      |  |  |
|  |  | IN 19.5<br>MM 495         | 23.5<br>597   | 48<br>1219   | 19.5<br>495            | 18<br>457 | 24.5-34.5<br>622-876 | 18.5<br>470            | 19<br>483 |      |      |      |      |      |  |  |
|  |  | <b>RTA 2</b>              |  | 1 per carton |                        |           |                      |                        |           |      |      |      |      |      |  |  |
|  <p><b>Polypropylene MB - Armless Stool</b><br/>COM: 1 YD   0.91 M<br/>Unit weight: 36 LB   16.4 KG<br/>Carton weight: 43 LB   19.5 KG<br/>Carton volume: 9.25 FT³   0.26 MT³</p> |  <p><b>ADJUSTMENTS</b><br/>(2) Pneumatic seat height<br/>(9) Upright position tilt lock<br/>Posture torsion<br/>20" diameter Chrome footrest</p> <p>Ergonomic features:<br/>B, C, G, M, N</p> | <b>1872</b>               | 827   | 859          | 886                    | 917       | 968                  | 1015                   | 1062      | 1103 | 1154 | 1202 | 1267 | 1359 |  |  |
|  |  | <b>OVERALL DIMENSIONS</b> |   |              | <b>SEAT DIMENSIONS</b> |           |                      | <b>BACK DIMENSIONS</b> |           |      |      |      |      |      |  |  |
|  |  | <b>W</b>                  | <b>D</b>  | <b>H</b>     | <b>W</b>               | <b>D</b>  | <b>H</b>             | <b>W</b>               | <b>H</b>  |      |      |      |      |      |  |  |
|  |  | IN 19.5<br>MM 495         | 23.5<br>597   | 48<br>1219   | 19.5<br>495            | 18<br>457 | 24.5-34.5<br>622-876 | 18.5<br>470            | 19<br>483 |      |      |      |      |      |  |  |
|  |  | <b>RTA 2</b>              |  | 1 per carton |                        |           |                      |                        |           |      |      |      |      |      |  |  |



| DESCRIPTION  | FEATURES  | MODEL #                                      | STANDARD TEXTILE GRADES   |          |              |                        |          |           |                        |          |      |      |      |      |      |  |  |
|--|---|--|---------------------------|----------|--------------|------------------------|----------|-----------|------------------------|----------|------|------|------|------|------|--|--|
|  |   |  | 1                         | 2        | 3            | 4                      | 5        | 6         | 7                      | 8        | 9    | 10   | 11   | 12   |      |  |  |
|  <p><b>Honeycomb MB - Armless Stool</b><br/>COM: 1 YD   0.91 M<br/>Unit weight: 36 LB   16.4 KG<br/>Carton weight: 43 LB   19.5 KG<br/>Carton volume: 9.25 FT³   0.26 MT³</p> |  <p><b>ADJUSTMENTS</b><br/>(2) Pneumatic seat height<br/>(9) Upright position tilt lock<br/>Posture torsion<br/>20" diameter Chrome footrest</p>   | <p>Ergonomic features:<br/>B, C, G, M, N</p> | 1874                      | 857      | 889          | 916                    | 947      | 998       | 1045                   | 1092     | 1133 | 1184 | 1232 | 1297 | 1389 |  |  |
|  |   |  | <b>OVERALL DIMENSIONS</b> |          |              | <b>SEAT DIMENSIONS</b> |          |           | <b>BACK DIMENSIONS</b> |          |      |      |      |      |      |  |  |
|  |   |  | <b>W</b>                  | <b>D</b> | <b>H</b>     | <b>W</b>               | <b>D</b> | <b>H</b>  | <b>W</b>               | <b>H</b> |      |      |      |      |      |  |  |
|  |   |  | IN 19.5                   | 23.5     | 48           | 19.5                   | 18       | 24.5-34.5 | 18.5                   | 19       |      |      |      |      |      |  |  |
|  |   |  | MM 495                    | 597      | 1219         | 495                    | 457      | 622-876   | 470                    | 483      |      |      |      |      |      |  |  |
|  |   |  | RTA 2                     | courier  | 1 per carton |                        |          |           |                        |          |      |      |      |      |      |  |  |
|  <p><b>Mesh MB - Stool</b><br/>COM: 1 YD   0.91 M<br/>Unit weight: 42 LB   19.1 KG<br/>Carton weight: 50 LB   22.68 KG<br/>Carton volume: 9.25 FT³   0.26 MT³</p>             |  <p><b>ADJUSTMENTS</b><br/>(2) Pneumatic seat height<br/>(9) Upright position tilt lock<br/>Posture torsion<br/>20" diameter Chrome footrest</p>   | <p>Ergonomic features:<br/>B, C, G, M, N</p> | 1876                      | 908      | 940          | 967                    | 998      | 1049      | 1096                   | 1143     | 1184 | 1235 | 1283 | 1348 | 1440 |  |  |
|  |   |  | <b>OVERALL DIMENSIONS</b> |          |              | <b>SEAT DIMENSIONS</b> |          |           | <b>BACK DIMENSIONS</b> |          |      |      |      |      |      |  |  |
|  |   |  | <b>W</b>                  | <b>D</b> | <b>H</b>     | <b>W</b>               | <b>D</b> | <b>H</b>  | <b>W</b>               | <b>H</b> |      |      |      |      |      |  |  |
|  |   |  | IN 25.5                   | 23.5     | 48           | 19.5                   | 18       | 24.5-34.5 | 18.5                   | 19       |      |      |      |      |      |  |  |
|  |   |  | MM 648                    | 597      | 1219         | 495                    | 457      | 622-876   | 470                    | 483      |      |      |      |      |      |  |  |
|  |   |  | RTA 2                     | courier  | 1 per carton |                        |          |           |                        |          |      |      |      |      |      |  |  |
|  <p><b>Polypropylene MB - Stool</b><br/>COM: 1 YD   1.6 M<br/>Unit weight: 42 LB   19.1 KG<br/>Carton weight: 50 LB   22.68 KG<br/>Carton volume: 9.25 FT³   0.26 MT³</p>     |  <p><b>ADJUSTMENTS</b><br/>(2) Pneumatic seat height<br/>(9) Upright position tilt lock<br/>Posture torsion<br/>20" diameter Chrome footrest</p>  | <p>Ergonomic features:<br/>B, C, G, M, N</p> | 1877                      | 908      | 940          | 967                    | 998      | 1049      | 1096                   | 1143     | 1184 | 1235 | 1283 | 1348 | 1440 |  |  |
|  |   |  | <b>OVERALL DIMENSIONS</b> |          |              | <b>SEAT DIMENSIONS</b> |          |           | <b>BACK DIMENSIONS</b> |          |      |      |      |      |      |  |  |
|  |   |  | <b>W</b>                  | <b>D</b> | <b>H</b>     | <b>W</b>               | <b>D</b> | <b>H</b>  | <b>W</b>               | <b>H</b> |      |      |      |      |      |  |  |
|  |   |  | IN 25.5                   | 23.5     | 48           | 19.5                   | 18       | 24.5-34.5 | 18.5                   | 19       |      |      |      |      |      |  |  |
|  |   |  | MM 648                    | 597      | 1219         | 495                    | 457      | 622-876   | 470                    | 483      |      |      |      |      |      |  |  |
|  |   |  | RTA 2                     | courier  | 1 per carton |                        |          |           |                        |          |      |      |      |      |      |  |  |
|  <p><b>Honeycomb MB - Stool</b><br/>COM: 1 YD   0.91 M<br/>Unit weight: 42 LB   19.1 KG<br/>Carton weight: 50 LB   22.68 KG<br/>Carton volume: 9.25 FT³   0.26 MT³</p>      |  <p><b>ADJUSTMENTS</b><br/>(2) Pneumatic seat height<br/>(9) Upright position tilt lock<br/>Posture torsion<br/>20" diameter Chrome footrest</p> | <p>Ergonomic features:<br/>B, C, G, M, N</p> | 1879                      | 938      | 970          | 997                    | 1028     | 1079      | 1126                   | 1173     | 1214 | 1265 | 1313 | 1378 | 1470 |  |  |
|  |   |  | <b>OVERALL DIMENSIONS</b> |          |              | <b>SEAT DIMENSIONS</b> |          |           | <b>BACK DIMENSIONS</b> |          |      |      |      |      |      |  |  |
|  |   |  | <b>W</b>                  | <b>D</b> | <b>H</b>     | <b>W</b>               | <b>D</b> | <b>H</b>  | <b>W</b>               | <b>H</b> |      |      |      |      |      |  |  |
|  |   |  | IN 25.5                   | 23.5     | 48           | 19.5                   | 18       | 24.5-34.5 | 18.5                   | 19       |      |      |      |      |      |  |  |
|  |   |  | MM 648                    | 597      | 1219         | 495                    | 457      | 622-876   | 470                    | 483      |      |      |      |      |      |  |  |
|  |   |  | RTA 2                     | courier  | 1 per carton |                        |          |           |                        |          |      |      |      |      |      |  |  |
|  <p><b>Honeycomb MB - Armless</b><br/>COM: 1 YD   0.91 M<br/>Unit weight: 31 LB   14.1 KG<br/>Carton weight: 38 LB   17.24 KG<br/>Carton volume: 9.25 FT³   0.26 MT³</p>    |  <p><b>ADJUSTMENTS</b><br/>(2) Pneumatic seat height<br/>(9) Upright position tilt lock<br/>Posture torsion</p>                                  | <p>Ergonomic features:<br/>B, C, G, M, N</p> | 1896                      | 749      | 781          | 808                    | 839      | 890       | 937                    | 984      | 1025 | 1076 | 1124 | 1189 | 1281 |  |  |
|  |   |  | <b>OVERALL DIMENSIONS</b> |          |              | <b>SEAT DIMENSIONS</b> |          |           | <b>BACK DIMENSIONS</b> |          |      |      |      |      |      |  |  |
|  |   |  | <b>W</b>                  | <b>D</b> | <b>H</b>     | <b>W</b>               | <b>D</b> | <b>H</b>  | <b>W</b>               | <b>H</b> |      |      |      |      |      |  |  |
|  |   |  | IN 19.5                   | 23.5     | 38           | 19.5                   | 18       | 15-19     | 18.5                   | 19       |      |      |      |      |      |  |  |
|  |   |  | MM 495                    | 597      | 965          | 495                    | 457      | 381-483   | 470                    | 483      |      |      |      |      |      |  |  |
|  |   |  | RTA 2                     | courier  | 1 per carton |                        |          |           |                        |          |      |      |      |      |      |  |  |

| DESCRIPTION   | FEATURES   | MODEL #                                      | STANDARD TEXTILE GRADES   |   |              |                        |          |          |                        |      |          |      |      |      |      |
|---|--|--|---------------------------|---|--------------|------------------------|----------|----------|------------------------|------|----------|------|------|------|------|
|   |  |  | 1                         | 2   | 3            | 4                      | 5        | 6        | 7                      | 8    | 9        | 10   | 11   | 12   |      |
|  <p><b>Honeycomb MB - w/Arms</b><br/>COM: 1 YD   0.91 M<br/>Unit weight: 37 LB   16.8 KG<br/>Carton weight: 45 LB   20.41 KG<br/>Carton volume: 9.25 FT³   0.26 MT³</p>        |  <p><b>ADJUSTMENTS</b><br/>(2) Pneumatic seat height<br/>(9) Upright position tilt lock<br/>Posture torsion</p>   | <p>Ergonomic features:<br/>B, C, G, M, N</p> | <b>1897</b>               | 828   | 860          | 887                    | 918      | 969      | 1016                   | 1063 | 1104     | 1155 | 1203 | 1268 | 1360 |
|   |  |  | <b>OVERALL DIMENSIONS</b> |   |              | <b>SEAT DIMENSIONS</b> |          |          | <b>BACK DIMENSIONS</b> |      |          |      |      |      |      |
|   |  |  | <b>W</b>                  | <b>D</b>  | <b>H</b>     | <b>W</b>               | <b>D</b> | <b>H</b> | <b>W</b>               |      | <b>H</b> |      |      |      |      |
|   |  |  | IN 25.5                   | 23.5  | 38           | 19.5                   | 18       | 15-19    | 18.5                   |      | 19       |      |      |      |      |
|   |  |  | MM 648                    | 597   | 965          | 495                    | 457      | 381-483  | 470                    |      | 483      |      |      |      |      |
|   |  |  | <b>RTA 2</b>              |    | 1 per carton |                        |          |          |                        |      |          |      |      |      |      |
|  <p><b>Mesh MB - Armless</b><br/>COM: 1 YD   0.91 M<br/>Unit weight: 31 LB   14.1 KG<br/>Carton weight: 38 LB   17.24 KG<br/>Carton volume: 9.25 FT³   0.26 MT³</p>            |  <p><b>ADJUSTMENTS</b><br/>(2) Pneumatic seat height<br/>(9) Upright position tilt lock<br/>Posture torsion</p>   | <p>Ergonomic features:<br/>B, C, G, M, N</p> | <b>1901</b>               | 716   | 748          | 775                    | 806      | 857      | 904                    | 951  | 992      | 1043 | 1091 | 1156 | 1248 |
|   |  |  | <b>OVERALL DIMENSIONS</b> |   |              | <b>SEAT DIMENSIONS</b> |          |          | <b>BACK DIMENSIONS</b> |      |          |      |      |      |      |
|   |  |  | <b>W</b>                  | <b>D</b>  | <b>H</b>     | <b>W</b>               | <b>D</b> | <b>H</b> | <b>W</b>               |      | <b>H</b> |      |      |      |      |
|   |  |  | IN 19.5                   | 23.5  | 36.25        | 19.5                   | 18       | 15-19    | 18.5                   |      | 19       |      |      |      |      |
|   |  |  | MM 495                    | 597   | 921          | 495                    | 457      | 381-483  | 470                    |      | 483      |      |      |      |      |
|   |  |  | <b>RTA 2</b>              |    | 1 per carton |                        |          |          |                        |      |          |      |      |      |      |
|  <p><b>Polypropylene MB - Armless</b><br/>COM: 1 YD   0.91 M<br/>Unit weight: 31 LB   14.1 KG<br/>Carton weight: 38 LB   17.24 KG<br/>Carton volume: 9.25 FT³   0.26 MT³</p>   |  <p><b>ADJUSTMENTS</b><br/>(2) Pneumatic seat height<br/>(9) Upright position tilt lock<br/>Posture torsion</p>  | <p>Ergonomic features:<br/>B, C, G, M, N</p> | <b>1902</b>               | 716   | 748          | 775                    | 806      | 857      | 904                    | 951  | 992      | 1043 | 1091 | 1156 | 1248 |
|   |  |  | <b>OVERALL DIMENSIONS</b> |   |              | <b>SEAT DIMENSIONS</b> |          |          | <b>BACK DIMENSIONS</b> |      |          |      |      |      |      |
|   |  |  | <b>W</b>                  | <b>D</b>  | <b>H</b>     | <b>W</b>               | <b>D</b> | <b>H</b> | <b>W</b>               |      | <b>H</b> |      |      |      |      |
|   |  |  | IN 19.5                   | 23.5  | 36.25        | 19.5                   | 18       | 15-19    | 18.5                   |      | 19       |      |      |      |      |
|   |  |  | MM 495                    | 597   | 921          | 495                    | 457      | 381-483  | 470                    |      | 483      |      |      |      |      |
|   |  |  | <b>RTA 2</b>              |  | 1 per carton |                        |          |          |                        |      |          |      |      |      |      |
|  <p><b>Upholstered MB - Armless</b><br/>COM: 1.75 YD   1.6 M<br/>Unit weight: 31 LB   14.1 KG<br/>Carton weight: 38 LB   17.24 KG<br/>Carton volume: 9.25 FT³   0.26 MT³</p> |  <p><b>ADJUSTMENTS</b><br/>(2) Pneumatic seat height<br/>(9) Upright position tilt lock<br/>Posture torsion</p> | <p>Ergonomic features:<br/>B, C, G, M, N</p> | <b>1903</b>               | 799   | 855          | 902                    | 957      | 1046     | 1128                   | 1210 | 1282     | 1371 | 1455 | 1569 | 1730 |
|   |  |  | <b>OVERALL DIMENSIONS</b> |   |              | <b>SEAT DIMENSIONS</b> |          |          | <b>BACK DIMENSIONS</b> |      |          |      |      |      |      |
|   |  |  | <b>W</b>                  | <b>D</b>  | <b>H</b>     | <b>W</b>               | <b>D</b> | <b>H</b> | <b>W</b>               |      | <b>H</b> |      |      |      |      |
|   |  |  | IN 19.5                   | 23.5  | 36.25        | 19.5                   | 18       | 15-19    | 18.5                   |      | 19       |      |      |      |      |
|   |  |  | MM 495                    | 597   | 921          | 495                    | 457      | 381-483  | 470                    |      | 483      |      |      |      |      |
|   |  |  | <b>RTA 2</b>              |  | 1 per carton |                        |          |          |                        |      |          |      |      |      |      |
|  <p><b>Mesh MB - w/Arms</b><br/>COM: 1 YD   0.91 M<br/>Unit weight: 37 LB   16.8 KG<br/>Carton weight: 45 LB   20.41 KG<br/>Carton volume: 9.25 FT³   0.26 MT³</p>           |  <p><b>ADJUSTMENTS</b><br/>(2) Pneumatic seat height<br/>(9) Upright position tilt lock<br/>Posture torsion</p> | <p>Ergonomic features:<br/>B, C, G, M, N</p> | <b>1906</b>               | 799   | 831          | 858                    | 889      | 940      | 987                    | 1034 | 1075     | 1126 | 1174 | 1239 | 1331 |
|   |  |  | <b>OVERALL DIMENSIONS</b> |   |              | <b>SEAT DIMENSIONS</b> |          |          | <b>BACK DIMENSIONS</b> |      |          |      |      |      |      |
|   |  |  | <b>W</b>                  | <b>D</b>  | <b>H</b>     | <b>W</b>               | <b>D</b> | <b>H</b> | <b>W</b>               |      | <b>H</b> |      |      |      |      |
|   |  |  | IN 25.5                   | 23.5  | 36.25        | 19.5                   | 18       | 15-19    | 18.5                   |      | 19       |      |      |      |      |
|   |  |  | MM 648                    | 597   | 921          | 495                    | 457      | 381-483  | 470                    |      | 483      |      |      |      |      |
|   |  |  | <b>RTA 2</b>              |  | 1 per carton |                        |          |          |                        |      |          |      |      |      |      |

| DESCRIPTION  | FEATURES  | MODEL #                   | STANDARD TEXTILE GRADES   |              |                        |          |          |                        |      |          |      |      |      |      |  |  |
|--|---|---------------------------|---|--------------|------------------------|----------|----------|------------------------|------|----------|------|------|------|------|--|--|
|  |   |                           | 1   | 2            | 3                      | 4        | 5        | 6                      | 7    | 8        | 9    | 10   | 11   | 12   |  |  |
|  <p><b>Polypropylene MB - w/Arms</b><br/>                     COM: 1 YD   0.91 M<br/>                     Unit weight: 37 LB   16.8 KG<br/>                     Carton weight: 45 LB   20.41 KG<br/>                     Carton volume: 9.25 FT³   0.26 MT³</p> |  <p><b>ADJUSTMENTS</b><br/>                     (2) Pneumatic seat height<br/>                     (9) Upright position tilt lock<br/>                     Posture torsion</p> <p>Ergonomic features:<br/>                     B, C, G, M, N</p> | <b>1907</b>               | 799   | 831          | 858                    | 889      | 940      | 987                    | 1034 | 1075     | 1126 | 1174 | 1239 | 1331 |  |  |
|  |   | <b>OVERALL DIMENSIONS</b> |   |              | <b>SEAT DIMENSIONS</b> |          |          | <b>BACK DIMENSIONS</b> |      |          |      |      |      |      |  |  |
|  |   | <b>W</b>                  | <b>D</b>  | <b>H</b>     | <b>W</b>               | <b>D</b> | <b>H</b> | <b>W</b>               |      | <b>H</b> |      |      |      |      |  |  |
|  |   | IN 25.5                   | 23.5  | 36.25        | 19.5                   | 18       | 15-19    | 18.5                   |      | 19       |      |      |      |      |  |  |
|  |   | MM 648                    | 597   | 921          | 495                    | 457      | 381-483  | 470                    |      | 483      |      |      |      |      |  |  |
|  |   | <b>RTA 2</b>              |    | 1 per carton |                        |          |          |                        |      |          |      |      |      |      |  |  |
|  <p><b>Upholstered MB - w/Arms</b><br/>                     COM: 1.75 YD   1.6 M<br/>                     Unit weight: 37 LB   16.8 KG<br/>                     Carton weight: 45 LB   20.41 KG<br/>                     Carton volume: 9.25 FT³   0.26 MT³</p> |  <p><b>ADJUSTMENTS</b><br/>                     (2) Pneumatic seat height<br/>                     (9) Upright position tilt lock<br/>                     Posture torsion</p> <p>Ergonomic features:<br/>                     B, C, G, M, N</p> | <b>1908</b>               | 855   | 911          | 958                    | 1013     | 1102     | 1184                   | 1266 | 1338     | 1427 | 1511 | 1625 | 1786 |  |  |
|  |   | <b>OVERALL DIMENSIONS</b> |   |              | <b>SEAT DIMENSIONS</b> |          |          | <b>BACK DIMENSIONS</b> |      |          |      |      |      |      |  |  |
|  |   | <b>W</b>                  | <b>D</b>  | <b>H</b>     | <b>W</b>               | <b>D</b> | <b>H</b> | <b>W</b>               |      | <b>H</b> |      |      |      |      |  |  |
|  |   | IN 25.5                   | 23.5  | 36.25        | 19.5                   | 18       | 15-19    | 18.5                   |      | 19       |      |      |      |      |  |  |
|  |   | MM 648                    | 597   | 921          | 495                    | 457      | 381-483  | 470                    |      | 483      |      |      |      |      |  |  |
|  |   | <b>RTA 2</b>              |    | 1 per carton |                        |          |          |                        |      |          |      |      |      |      |  |  |
|  <p><b>Upholstered Back Pad</b><br/>                     COM: 1 YD   0.91 M<br/>                     Unit weight: 1 LB   0.5 KG<br/>                     Carton weight: 1.5 LB   0.68 KG<br/>                     Carton volume: 1.1 FT³   0.03 MT³</p>         |   | <b>1909</b>               | 96  | 128          | 155                    | 186      | 237      | 284                    | 331  | 372      | 423  | 471  | 536  | 628  |  |  |
|  |   | <b>OVERALL DIMENSIONS</b> |   |              | <b>SEAT DIMENSIONS</b> |          |          | <b>BACK DIMENSIONS</b> |      |          |      |      |      |      |  |  |
|  |   | <b>W</b>                  | <b>D</b>  | <b>H</b>     | <b>W</b>               | <b>D</b> | <b>H</b> | <b>W</b>               |      | <b>H</b> |      |      |      |      |  |  |
|  |   | IN 20.5                   | 19  | 0.38         | -                      | -        | -        | -                      |      | -        |      |      |      |      |  |  |
|  |   | MM 521                    | 483   | 10           | -                      | -        | -        | -                      |      | -        |      |      |      |      |  |  |
|  |   | <b>RTA 00</b>             |  | 1 per carton |                        |          |          |                        |      |          |      |      |      |      |  |  |

SCORE



model 2311







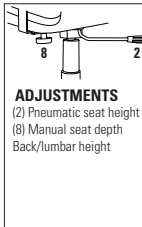


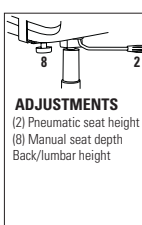


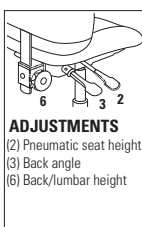

model 2315


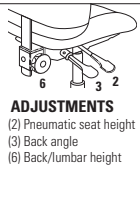


STANDARD FEATURES

- Comfortable and affordable task seating with built-in lumbar support.
- Five prong, injection molded, fiberglass reinforced nylon Black base with dual wheel carpet casters (C65).
- Base and frame available in Black only.
- Standard with adjustable height T-arms with concave shaped urethane armcaps (3M) in Black only.
- Upholstery options: fabric or vinyl only. Vinyl models may feature stitch detail across the seat and/or back cushions, if applicable.

OPTIONAL FEATURES

- For hard surface flooring casters, please specify (C65R). Add \$21.
- Vari-Width (WA) width adjustable arm extensions are optional when chair is ordered with adjustable arms. Allows the arms to move away from the seat by 2" on each side to allow space if desired for broader hip widths. Add \$84.
- For additional arm/caster options, please refer to the Arm and Caster section (page 347). *Optional casters may be priced higher than the standard casters for your chair and the difference will be charged. Lower priced optional casters will not be credited.*

| DESCRIPTION  | FEATURES   | MODEL #                   | STANDARD TEXTILE GRADES   |              |                        |                    |                      |                        |                    |     |     |     |      |      |  |  |
|--|--|---------------------------|---|--------------|------------------------|--------------------|----------------------|------------------------|--------------------|-----|-----|-----|------|------|--|--|
|  |  |                           | 1   | 2            | 3                      | 4                  | 5                    | 6                      | 7                  | 8   | 9   | 10  | 11   | 12   |  |  |
|  <p><b>LB Tilter w/Arms</b><br/>COM: 1.25 YD   1.14 M<br/>Unit weight: 35 LB   15.9 KG<br/>Carton weight: 39 LB   17.69 KG<br/>Carton volume: 10.75 FT<sup>3</sup>   0.3 MT<sup>3</sup></p>         |  <p><b>ADJUSTMENTS</b><br/>(1) Tilt tension<br/>(2) Pneumatic seat height<br/>(8) Manual seat depth<br/>(9) Upright position tilt lock<br/>Center tilt action</p> | <b>2311</b>               | 502   | 542          | 576                    | 615                | 678                  | 737                    | 796                | 847 | 911 | 971 | 1052 | 1167 |  |  |
|  |  | <b>OVERALL DIMENSIONS</b> |   |              | <b>SEAT DIMENSIONS</b> |                    |                      | <b>BACK DIMENSIONS</b> |                    |     |     |     |      |      |  |  |
|  |  | <b>W</b>                  | <b>D</b>  | <b>H</b>     | <b>W</b>               | <b>D</b>           | <b>H</b>             | <b>W</b>               | <b>H</b>           |     |     |     |      |      |  |  |
|  |  | IN 25.5<br>MM 648         | 22.5<br>572   | 36<br>914    | 20<br>508              | 18.5<br>470        | 15.5-20.5<br>394-521 | 18<br>457              | 18<br>457          |     |     |     |      |      |  |  |
|  |  | <b>RTA 1</b>              |    | 1 per carton |                        |                    |                      |                        |                    |     |     |     |      |      |  |  |
|  <p><b>LB Task Armless</b><br/>COM: 1.25 YD   1.14 M<br/>Unit weight: 25 LB   11.4 KG<br/>Carton weight: 30 LB   13.61 KG<br/>Carton volume: 4.9 FT<sup>3</sup>   0.13 MT<sup>3</sup></p>          |  <p><b>ADJUSTMENTS</b><br/>(2) Pneumatic seat height<br/>(8) Manual seat depth<br/>Back/lumbar height</p>  | <b>2312</b>               | 290   | 330          | 364                    | 403                | 466                  | 525                    | 584                | 635 | 699 | 759 | 840  | 955  |  |  |
|  |  | <b>OVERALL DIMENSIONS</b> |   |              | <b>SEAT DIMENSIONS</b> |                    |                      | <b>BACK DIMENSIONS</b> |                    |     |     |     |      |      |  |  |
|  |  | <b>W</b>                  | <b>D</b>  | <b>H</b>     | <b>W</b>               | <b>D</b>           | <b>H</b>             | <b>W</b>               | <b>H</b>           |     |     |     |      |      |  |  |
|  |  | IN 20.5<br>MM 521         | 22.5<br>572   | 36<br>914    | 20<br>508              | 17-18.5<br>432-470 | 15.5-20.5<br>394-521 | 18<br>457              | 17.5-19<br>445-483 |     |     |     |      |      |  |  |
|  |  | <b>RTA 2</b>              |  | 1 per carton |                        |                    |                      |                        |                    |     |     |     |      |      |  |  |
|  <p><b>LB Task w/Arms</b><br/>COM: 1.25 YD   1.14 M<br/>Unit weight: 30 LB   13.6 KG<br/>Carton weight: 35 LB   15.88 KG<br/>Carton volume: 4.9 FT<sup>3</sup>   0.13 MT<sup>3</sup></p>          |  <p><b>ADJUSTMENTS</b><br/>(2) Pneumatic seat height<br/>(8) Manual seat depth<br/>Back/lumbar height</p>   | <b>2314</b>               | 365   | 405          | 439                    | 478                | 541                  | 600                    | 659                | 710 | 774 | 834 | 915  | 1030 |  |  |
|  |  | <b>OVERALL DIMENSIONS</b> |   |              | <b>SEAT DIMENSIONS</b> |                    |                      | <b>BACK DIMENSIONS</b> |                    |     |     |     |      |      |  |  |
|  |  | <b>W</b>                  | <b>D</b>  | <b>H</b>     | <b>W</b>               | <b>D</b>           | <b>H</b>             | <b>W</b>               | <b>H</b>           |     |     |     |      |      |  |  |
|  |  | IN 25<br>MM 635           | 22.5<br>572   | 36<br>914    | 20<br>508              | 17-18.5<br>432-470 | 15.5-20.5<br>394-521 | 18<br>457              | 17.5-19<br>445-483 |     |     |     |      |      |  |  |
|  |  | <b>RTA 2</b>              |  | 1 per carton |                        |                    |                      |                        |                    |     |     |     |      |      |  |  |
|  <p><b>LB Posture Task Armless</b><br/>COM: 1.25 YD   1.14 M<br/>Unit weight: 24 LB   10.9 KG<br/>Carton weight: 29 LB   13.15 KG<br/>Carton volume: 4.9 FT<sup>3</sup>   0.13 MT<sup>3</sup></p> |  <p><b>ADJUSTMENTS</b><br/>(2) Pneumatic seat height<br/>(3) Back angle<br/>(6) Back/lumbar height</p>  | <b>2315</b>               | 383   | 423          | 457                    | 496                | 559                  | 618                    | 677                | 728 | 792 | 852 | 933  | 1048 |  |  |
|  |  | <b>OVERALL DIMENSIONS</b> |   |              | <b>SEAT DIMENSIONS</b> |                    |                      | <b>BACK DIMENSIONS</b> |                    |     |     |     |      |      |  |  |
|  |  | <b>W</b>                  | <b>D</b>  | <b>H</b>     | <b>W</b>               | <b>D</b>           | <b>H</b>             | <b>W</b>               | <b>H</b>           |     |     |     |      |      |  |  |
|  |  | IN 20.5<br>MM 521         | 22.5<br>572   | 36<br>914    | 20<br>508              | 16.5<br>419        | 15.5-20.5<br>394-521 | 18<br>457              | 15-19<br>381-483   |     |     |     |      |      |  |  |
|  |  | <b>RTA 2</b>              |  | 1 per carton |                        |                    |                      |                        |                    |     |     |     |      |      |  |  |

| DESCRIPTION   | FEATURES  | MODEL #   | STANDARD TEXTILE GRADES   |              |     |                 |      |           |                 |         |     |     |      |      |  |  |
|---|---|---|---|--------------|-----|-----------------|------|-----------|-----------------|---------|-----|-----|------|------|--|--|
|   |   |   | 1   | 2            | 3   | 4               | 5    | 6         | 7               | 8       | 9   | 10  | 11   | 12   |  |  |
|  <p><b>LB Posture Task w/Arms</b><br/>                     COM: 1.25 YD   1.14 M<br/>                     Unit weight: 32 LB   14.5 KG<br/>                     Carton weight: 36 LB   16.33 KG<br/>                     Carton volume: 5.75 FT³   0.16 M³</p> |  <p><b>ADJUSTMENTS</b><br/>                     (2) Pneumatic seat height<br/>                     (3) Back angle<br/>                     (6) Back/lumbar height</p> <p>Ergonomic features:<br/>                     C, D, G, H, M, N</p> | <b>2317</b>   | 456   | 496          | 530 | 569             | 632  | 691       | 750             | 801     | 865 | 925 | 1006 | 1121 |  |  |
|   |   |   | OVERALL DIMENSIONS  |              |     | SEAT DIMENSIONS |      |           | BACK DIMENSIONS |         |     |     |      |      |  |  |
|   |   |   | W   | D            | H   | W               | D    | H         | W               | H       |     |     |      |      |  |  |
|   |   |   | IN 25.5   | 22.5         | 36  | 20              | 16.5 | 15.5-20.5 | 18              | 15-19   |     |     |      |      |  |  |
|   |   |   | MM 648  | 572          | 914 | 508             | 419  | 394-521   | 457             | 381-483 |     |     |      |      |  |  |
|   |   |  |  | 1 per carton |     |                 |      |           |                 |         |     |     |      |      |  |  |

SOLAR



model 8456



model 8457



model 8456NA











model 8457NA













STANDARD FEATURES

- A sophisticated and versatile mesh seating solution for conference and collaborative environments. Designed by Paul Brooks.
- One-piece molded frame is extremely light (chair weighs 24 lbs./10.9 kg) and exceeds BIFMA standard for commercial applications.
- Cascading forward seat surface and reverse edge profile provide better leg clearance and comfort.
- Integrated seat height adjustment lever is intuitive and easy to use.
- The under seat structure maintains the seamless and fluid aesthetic that defines Solar.
- All bases are standard with Black C1 dual wheel carpet casters.

OPTIONAL FEATURES

- Mesh is available in Midnight (MDN), Storm (STM) and Dove (DVE).
- Polished aluminum base is available, please specify (PA). Add \$175.
- Alabaster (AE) base can be ordered on Asphalt (BK) frame, please specify. Add \$35.
- Asphalt (APT) base can be ordered on Alabaster (ABR) frame, please specify. No upcharge.
- For hard surface Black glides, please specify (HG). Add \$49.
- For hard surface flooring casters C9R, please specify (ID). Add \$21.

| DESCRIPTION  | FEATURES                    | MODEL #            | STANDARD TEXTILE GRADES |   |                 |     |     |                 |   |
|--|-----------------------------|--------------------|-------------------------|---|-----------------|-----|-----|-----------------|---|
|  <p><b>MB Mesh Tilter - Asphalt Base/Frame</b><br/>COM: N/A<br/>Unit weight: 20 LB   9.1 KG<br/>Carton weight: 27 LB   12.25 KG<br/>Carton volume: 9.5 FT<sup>3</sup>   0.26 MT<sup>3</sup></p>     | Ergonomic features:<br>C, M | List price         |                         |   |                 |     |     |                 |   |
|  |                             | 8456               | 964                     |   |                 |     |     |                 |   |
|  |                             | OVERALL DIMENSIONS |                         |   | SEAT DIMENSIONS |     |     | BACK DIMENSIONS |   |
|  |                             | W                  | D                       | H   | W               | D   | H   | W               | H |
| IN 23.5  | 23                          | 37.5               | 19.25                   | 17  | 16-20           | 19  | 19  |                 |   |
| MM 597   | 584                         | 953                | 489                     | 432   | 406-508         | 483 | 483 |                 |   |
|  |                             |                    | <b>RTA 1</b>            |    | 1 per carton    |     |     |                 |   |
|  <p><b>MB Mesh Tilter - Alabaster Base/Frame</b><br/>COM: N/A<br/>Unit weight: 20 LB   9.1 KG<br/>Carton weight: 27 LB   12.25 KG<br/>Carton volume: 9.5 FT<sup>3</sup>   0.26 MT<sup>3</sup></p> | Ergonomic features:<br>C, M | List price         |                         |   |                 |     |     |                 |   |
|  |                             | 8457               | 1068                    |   |                 |     |     |                 |   |
|  |                             | OVERALL DIMENSIONS |                         |   | SEAT DIMENSIONS |     |     | BACK DIMENSIONS |   |
|  |                             | W                  | D                       | H   | W               | D   | H   | W               | H |
| IN 23.5  | 23                          | 37.5               | 19.25                   | 17  | 16-20           | 19  | 19  |                 |   |
| MM 597   | 584                         | 953                | 489                     | 432   | 406-508         | 483 | 483 |                 |   |
|  |                             |                    | <b>RTA 1</b>            |  | 1 per carton    |     |     |                 |   |
|  <p><b>MB Mesh Stool - Asphalt Base/Frame</b><br/>COM: N/A<br/>Unit weight: 24 LB   10.9 KG<br/>Carton weight: 31 LB   14.06 KG<br/>Carton volume: 9.5 FT<sup>3</sup>   0.26 MT<sup>3</sup></p>   | Ergonomic features:<br>C, M | List price         |                         |   |                 |     |     |                 |   |
|  |                             | 8456S              | 1114                    |   |                 |     |     |                 |   |
|  |                             | OVERALL DIMENSIONS |                         |   | SEAT DIMENSIONS |     |     | BACK DIMENSIONS |   |
|  |                             | W                  | D                       | H   | W               | D   | H   | W               | H |
| IN 23.5  | 23                          | 46                 | 19.25                   | 17  | 23-31           | 19  | 19  |                 |   |
| MM 597   | 584                         | 1168               | 489                     | 432   | 584-787         | 483 | 483 |                 |   |
|  |                             |                    | <b>RTA 1</b>            |  | 1 per carton    |     |     |                 |   |
|  <p><b>MB Mesh Stool - Alabaster Base/Frame</b><br/>COM: N/A<br/>Unit weight: 24 LB   10.9 KG<br/>Carton weight: 31 LB   14.06 KG<br/>Carton volume: 9.5 FT<sup>3</sup>   0.26 MT<sup>3</sup></p> | Ergonomic features:<br>C, M | List price         |                         |   |                 |     |     |                 |   |
|  |                             | 8457S              | 1213                    |   |                 |     |     |                 |   |
|  |                             | OVERALL DIMENSIONS |                         |   | SEAT DIMENSIONS |     |     | BACK DIMENSIONS |   |
|  |                             | W                  | D                       | H   | W               | D   | H   | W               | H |
| IN 23.5  | 23                          | 46                 | 19.25                   | 17  | 23-31           | 19  | 19  |                 |   |
| MM 597   | 584                         | 1168               | 489                     | 432   | 584-787         | 483 | 483 |                 |   |
|  |                             |                    | <b>RTA 1</b>            |  | 1 per carton    |     |     |                 |   |

| DESCRIPTION  | FEATURES                    | MODEL #            | STANDARD TEXTILE GRADES   |   |                 |     |     |                 |   |
|--|-----------------------------|--------------------|---|---|-----------------|-----|-----|-----------------|---|
|  <p><b>MB Mesh Tilter - Asphalt Base/Frame</b><br/>COM: N/A<br/>Unit weight: 18 LB   8.2 KG<br/>Carton weight: 25 LB   11.34 KG<br/>Carton volume: 9.5 FT<sup>3</sup>   0.26 MT<sup>3</sup></p>   | Ergonomic features:<br>C, M | List price         |   |   |                 |     |     |                 |   |
|  |                             | 8456NA             | 916   |   |                 |     |     |                 |   |
|  |                             | OVERALL DIMENSIONS |   |   | SEAT DIMENSIONS |     |     | BACK DIMENSIONS |   |
|  |                             | W                  | D   | H   | W               | D   | H   | W               | H |
| IN 19.25   | 23                          | 37.5               | 19.25   | 17  | 16-20           | 19  | 19  |                 |   |
| MM 489   | 584                         | 953                | 489   | 432   | 406-508         | 483 | 483 |                 |   |
|  |                             |                    |    |    | 1 per carton    |     |     |                 |   |
|  <p><b>MB Mesh Tilter - Alabaster Base/Frame</b><br/>COM: N/A<br/>Unit weight: 18 LB   8.2 KG<br/>Carton weight: 25 LB   11.34 KG<br/>Carton volume: 9.5 FT<sup>3</sup>   0.26 MT<sup>3</sup></p> | Ergonomic features:<br>C, M | List price         |   |   |                 |     |     |                 |   |
|  |                             | 8457NA             | 1014  |   |                 |     |     |                 |   |
|  |                             | OVERALL DIMENSIONS |   |   | SEAT DIMENSIONS |     |     | BACK DIMENSIONS |   |
|  |                             | W                  | D   | H   | W               | D   | H   | W               | H |
| IN 19.25   | 23                          | 37.5               | 19.25   | 17  | 16-20           | 19  | 19  |                 |   |
| MM 489   | 584                         | 953                | 489   | 432   | 406-508         | 483 | 483 |                 |   |
|  |                             |                    |    |    | 1 per carton    |     |     |                 |   |
|  <p><b>MB Mesh Stool - Asphalt Base/Frame</b><br/>COM: N/A<br/>Unit weight: 22 LB   10 KG<br/>Carton weight: 29 LB   13.15 KG<br/>Carton volume: 9.5 FT<sup>3</sup>   0.26 MT<sup>3</sup></p>     | Ergonomic features:<br>C, M | List price         |   |   |                 |     |     |                 |   |
|  |                             | 8456SNA            | 1058  |   |                 |     |     |                 |   |
|  |                             | OVERALL DIMENSIONS |   |   | SEAT DIMENSIONS |     |     | BACK DIMENSIONS |   |
|  |                             | W                  | D   | H   | W               | D   | H   | W               | H |
| IN 19.25   | 23                          | 46                 | 19.25   | 17  | 23-31           | 19  | 19  |                 |   |
| MM 489   | 584                         | 1168               | 489   | 432   | 584-787         | 483 | 483 |                 |   |
|  |                             |                    |   |   | 1 per carton    |     |     |                 |   |
|  <p><b>MB Mesh Stool - Alabaster Base/Frame</b><br/>COM: N/A<br/>Unit weight: 22 LB   10 KG<br/>Carton weight: 29 LB   13.15 KG<br/>Carton volume: 9.5 FT<sup>3</sup>   0.26 MT<sup>3</sup></p> | Ergonomic features:<br>C, M | List price         |   |   |                 |     |     |                 |   |
|  |                             | 8457SNA            | 1153  |   |                 |     |     |                 |   |
|  |                             | OVERALL DIMENSIONS |   |   | SEAT DIMENSIONS |     |     | BACK DIMENSIONS |   |
|  |                             | W                  | D   | H   | W               | D   | H   | W               | H |
| IN 19.25   | 23                          | 46                 | 19.25   | 17  | 23-31           | 19  | 19  |                 |   |
| MM 489   | 584                         | 1168               | 489   | 432   | 584-787         | 483 | 483 |                 |   |
|  |                             |                    |  |  | 1 per carton    |     |     |                 |   |

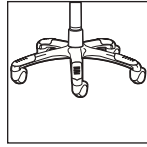
SOLO



model 5227



model 5226 (TTU)







Optional ALU Base  
See right for details.

STANDARD FEATURES

- Contoured seat and back, waterfall seat edge and self-skinned urethane (SSU) armcaps provide extended comfort.
- All models (except armchairs and side chairs) are standard with a five prong, injection molded base with dual wheel carpet casters (C65).
- Seat frame and arm frame are standard in Black.
- Ganging clamp 5233 used for models 5225 and 5226 sled base models.
- Armchair models are standard with Black glides.
- Solo models 5225, 5227 and 5228 are standard with (SSU) armcaps.
- Upholstery options: fabric or vinyl only. Vinyl models may feature stitch detail across the seat and/or back cushions, if applicable.

OPTIONAL FEATURES

- There are no arm options for this series.
- Frame is optional on armchair and side chair (models 5225 and 5226) in a Tungsten (TTU) finish. No upcharge.
- Polished aluminum base with Black end guards (B2) is available, please specify (ALU). Add \$131.
- Chrome finish available on guest seating models 5225 and 5226. Add 10% of opening published grade price.
- Optional abrasion resistant outer back fabric (polyester) is available. Resistant to impact damage. Available in Black only. Please specify (BKB). Add \$9.
- Available with back edge vinyl bumper guard option (EG). Add \$22.
- For hard surface floors, please specify opaque non-marking glide (NM). No upcharge.
- For hard surface flooring casters, please specify (C65R). Add \$21.
- For additional caster options, please refer to the Arm and Caster section (page 347). *Optional casters may be priced higher than the standard casters for your chair and the difference will be charged. Lower priced optional casters will not be credited.*

| DESCRIPTION   | FEATURES                    | MODEL # | STANDARD TEXTILE GRADES   |      |     |                 |     |     |                 |      |     |     |     |     |
|---|-----------------------------|---------|---|------|-----|-----------------|-----|-----|-----------------|------|-----|-----|-----|-----|
|   |                             |         | 1   | 2    | 3   | 4               | 5   | 6   | 7               | 8    | 9   | 10  | 11  | 12  |
| <br><b>Armchair</b><br>COM: 1.25 YD   1.14 M<br>Unit weight: 21 LB   9.5 KG<br>Carton weight: 26.5 LB   12.02 KG<br>Carton volume: 24 FT³   0.67 MT³       | Ergonomic features:<br>M, N | 5225    | 328   | 368  | 402 | 441             | 504 | 563 | 622             | 673  | 737 | 797 | 878 | 993 |
|   |                             |         | OVERALL DIMENSIONS  |      |     | SEAT DIMENSIONS |     |     | BACK DIMENSIONS |      |     |     |     |     |
|   |                             |         | W   | D    | H   | W               | D   | H   | W               | H    |     |     |     |     |
|   |                             |         | IN 24   | 25   | 34  | 21.5            | 18  | 17  | 21              | 17.5 |     |     |     |     |
| MM 610  | 635                         | 864     | 546   | 457  | 432 | 533             | 445 |     |                 |      |     |     |     |     |
|   |                             | RTA 00  | 2 per carton (pricing and specifications are for one chair)   |      |     |                 |     |     |                 |      |     |     |     |     |
| <br><b>Side Chair</b><br>COM: 1.25 YD   1.14 M<br>Unit weight: 17 LB   7.7 KG<br>Carton weight: 22 LB   9.98 KG<br>Carton volume: 20.75 FT³   0.58 MT³   | Ergonomic features:<br>M, N | 5226    | 268   | 308  | 342 | 381             | 444 | 503 | 562             | 613  | 677 | 737 | 818 | 933 |
|   |                             |         | OVERALL DIMENSIONS  |      |     | SEAT DIMENSIONS |     |     | BACK DIMENSIONS |      |     |     |     |     |
|   |                             |         | W   | D    | H   | W               | D   | H   | W               | H    |     |     |     |     |
|   |                             |         | IN 22   | 25.5 | 34  | 21.5            | 18  | 17  | 21              | 17.5 |     |     |     |     |
| MM 559  | 648                         | 864     | 546   | 457  | 432 | 533             | 445 |     |                 |      |     |     |     |     |
|   |                             | RTA 00  | 2 per carton (pricing and specifications are for one chair)   |      |     |                 |     |     |                 |      |     |     |     |     |
| <br><b>Ganging Clamps - Set of 2</b><br>COM: N/A<br>Unit weight: 0.09 LB   0.04 KG<br>Carton weight: 0.2 LB   0.09 KG<br>Carton volume: 1 FT³   0.02 MT³ |                             | 5233    | List price  |      |     |                 |     |     |                 |      |     |     |     |     |
|   |                             |         | 15  |      |     |                 |     |     |                 |      |     |     |     |     |
|   |                             |         | OVERALL DIMENSIONS  |      |     | SEAT DIMENSIONS |     |     | BACK DIMENSIONS |      |     |     |     |     |
|   |                             |         | W   | D    | H   | W               | D   | H   | W               | H    |     |     |     |     |
| IN 0.87   | 7.75                        | 1.5     | -   | -    | -   | -               | -   |     |                 |      |     |     |     |     |
| MM 22   | 197                         | 38      | -   | -    | -   | -               | -   |     |                 |      |     |     |     |     |
|   |                             | RTA 00  | Pricing is for the set, specifications are for one clamp<br> |      |     |                 |     |     |                 |      |     |     |     |     |

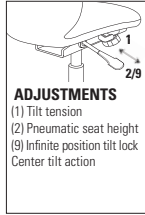


DESCRIPTION FEATURES MODEL # STANDARD TEXTILE GRADES



**HB Tilter**

COM: 1.5 YD | 1.37 M  
 Unit weight: 32 LB | 14.5 KG  
 Carton weight: 37.5 LB | 17.01 KG  
 Carton volume: 22.5 FT³ | 0.63 MT³



**ADJUSTMENTS**

- (1) Tilt tension
- (2) Pneumatic seat height
- (9) Infinite position tilt lock
- Center tilt action

Ergonomic features:  
 A, B, C, M, N, S

| MODEL # | 1   | 2   | 3   | 4   | 5   | 6   | 7   | 8   | 9   | 10   | 11   | 12   |
|---------|-----|-----|-----|-----|-----|-----|-----|-----|-----|------|------|------|
| 5227    | 468 | 516 | 557 | 603 | 680 | 750 | 821 | 882 | 959 | 1031 | 1128 | 1266 |

|  | OVERALL DIMENSIONS |   |   | SEAT DIMENSIONS |   |   | BACK DIMENSIONS |   |
|--|--------------------|---|---|-----------------|---|---|-----------------|---|
|  | W                  | D | H | W               | D | H | W               | H |

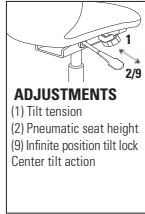
|    |     |      |     |      |     |         |     |     |
|----|-----|------|-----|------|-----|---------|-----|-----|
| IN | 24  | 25.5 | 38  | 21.5 | 18  | 16-20   | 21  | 20  |
| MM | 610 | 648  | 965 | 546  | 457 | 406-508 | 533 | 508 |

**RTA 00** 2 per carton (pricing and specifications are for one chair)



**LB Tilter**

COM: 1.25 YD | 1.14 M  
 Unit weight: 29 LB | 13.2 KG  
 Carton weight: 34.5 LB | 15.65 KG  
 Carton volume: 22.5 FT³ | 0.63 MT³



**ADJUSTMENTS**

- (1) Tilt tension
- (2) Pneumatic seat height
- (9) Infinite position tilt lock
- Center tilt action

Ergonomic features:  
 A, B, C, M, N, S

| MODEL # | 1   | 2   | 3   | 4   | 5   | 6   | 7   | 8   | 9   | 10  | 11  | 12   |
|---------|-----|-----|-----|-----|-----|-----|-----|-----|-----|-----|-----|------|
| 5228    | 427 | 467 | 501 | 540 | 603 | 662 | 721 | 772 | 836 | 896 | 977 | 1092 |

|  | OVERALL DIMENSIONS |   |   | SEAT DIMENSIONS |   |   | BACK DIMENSIONS |   |
|--|--------------------|---|---|-----------------|---|---|-----------------|---|
|  | W                  | D | H | W               | D | H | W               | H |

|    |     |      |     |      |     |         |     |     |
|----|-----|------|-----|------|-----|---------|-----|-----|
| IN | 24  | 24.5 | 34  | 21.5 | 18  | 16-20   | 21  | 16  |
| MM | 610 | 622  | 864 | 546  | 457 | 406-508 | 533 | 406 |

**RTA 00** 2 per carton (pricing and specifications are for one chair)

SORA



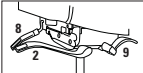
model 6941-8



model 6942-8

MECHANISM:

Weight sensing synchro-tilter mechanism (-8)



ADJUSTMENTS

- Automatic tilt tension
- (2) Pneumatic seat height
- Back/lumbar height
- (8) Sliding seat depth
- (9) Multi position tilt lock

Ergonomic features:

B, C, D, E, H, L, M, N, Q, R, U, V

STANDARD FEATURES

- Designed in three seat sizes and two back heights to accommodate many body shapes.
- The upper back shape encourages free lateral movement.
- Features a weight sensing synchro-tilter mechanism (8) that requires no tilt tension adjustment.
- Side activated sliding seat depth adjustment (MD).
- 4.4" adjustable lumbar area for personalized comfort and support is standard.
- Standard with Global's high quality Soft Descent™ 4" travel pneumatic lift which slowly and gently lowers the seat height of the chair making it easy to obtain the exact seat height you desire.
- 4.5" travel height adjustable arms.
- Five prong, injection molded, fiberglass reinforced nylon base with dual wheel casters.
- Sora is fully compliant with the latest BIFMA G1, GSA and CGSB specifications.
- Frame is only available in Black.
- Upholstery options: fabric, vinyl or leather. Vinyl and leather models may feature stitch detail across the seat and/or back cushions, if applicable.

OPTIONAL FEATURES

- Height (E2), height and width adjustable (E3), and fully ergonomic arms (E4) are available.
- Fully ergonomic arms (E4) are height and width (1.4" travel) adjustable arms with sliding armcaps. Sliding armcaps travel 1" in width and 2" in depth, and articulate 20° inwards and 10° outwards to aim toward the keyboard or mouse area.
- Mesh backs are available in 24 brilliant Vue colors.

Please add option codes in the following order:

- **Model number**  
6941 High back  
6942 Medium back
- **Textile**  
Specify textile code for seat.
- **Mechanism**  
(8) Weight sensing synchro-tilter.
- **Arms**  
(E2) Height adjustable arms. No upcharge.  
(E3) Height and width adjustable arms. Add \$46.  
(E4) Fully ergonomic arms. Add \$131.
- **Base**  
(B7) Black nylon base. No upcharge.  
(A7) Polished aluminum base. Add \$131.
- **Casters**  
(82) C82 dual wheel carpet casters. No upcharge.  
(8R) C82R dual wheel hard floor casters. Add \$21.
- **Mesh** (colors shown on website)
 



|                           |                     |
|---------------------------|---------------------|
| (VU10) Sandy Beach        | (VU23) Chartreuse   |
| (VU11) Desert Sand        | (VU26) Pool Blue    |
| (VU12) Orange Sunset      | (VU28) Sky          |
| (VU13) Chocolate Fountain | (VU32) Primary Blue |
| (VU14) Arctic Blue        | (VU34) Tangerine    |
| (VU15) Quarry Grey        | (VU37) Paprika      |
| (VU16) Tidal Wave         | (VU40) Grain        |
| (VU17) Ivy Moss           | (VU43) Yellow       |
| (VU18) Red Rose           | (VU55) Silver Grey  |
| (VU19) Coal Black         | (VU63) Silver       |
| (VU20) White              | (VU65) Hot Pink     |
| (VU21) Lime               | (VU70) Red Mittens  |
- **Seat Size**  
(P) Petite seat, 17" wide.  
(S) Standard seat, 18.5" wide.  
(G) Generous seat, 19.5" wide.
- **Cylinder**  
(4L) Standard (4"). No upcharge.  
(5L) High (5"). Seat height: 17.5" - 22.5". No upcharge.  
(4S) Short (4"). Seat height: 14.8" - 18.7". Seat height range achieved using (C1) casters. No upcharge.

EXAMPLE SORA ORDER CODE

|         |         |           |     |      |         |       |      |          |
|---------|---------|-----------|-----|------|---------|-------|------|----------|
| 6942    | -HD08   | -8        | -E4 | -A7  | -82     | -VU32 | -S   | -4L      |
| Model # | Textile | Mechanism | Arm | Base | Casters | Mesh  | Seat | Cylinder |

| Sora recommended dimensional information: based on measurements with weight sensing synchro-tilter mechanism |  |                             |                                 |                                |
|--|--|-----------------------------|---------------------------------|--------------------------------|
|  | Distance between arms (pivot not included) | Standard arm height         | Seat depth range                | Standard seat height           |
| <b>Petite seat (P)</b>   | 14.7" - 17.5" = 2.8" adjustment            | 7" - 11.5"<br>176mm - 297mm | 15.5" - 18.5"<br>394mm - 470mm  | 16.1" - 20.1"<br>410mm - 511mm |
| Soft Descent 4" lift & (E4) arm  | 373mm - 443mm = 70mm adjustment            |                             | 16.5" - 19.5"<br>420mm - 495mm  |                                |
| <b>Standard seat (S)</b>   | 16.2" - 19" = 2.8" adjustment              |                             | 17.5" - 19.75"<br>444mm - 502mm |                                |
| Soft Descent 4" lift & (E4) arm  | 414mm - 484mm = 70mm adjustment            |                             |                                 |                                |
| <b>Generous seat (G)</b>   | 17.2" - 20" = 2.8" adjustment              |                             |                                 |                                |
| Soft Descent 4" lift & (E4) arm  | 437mm - 507mm = 70mm adjustment            |                             |                                 |                                |

Measurements shown are measured to the requirements of BIFMA G1-2013 / CGSB 44.232-2008.

| DESCRIPTION   | FEATURES                  | MODEL #       | STANDARD TEXTILE GRADES |                        |          |           |                        |          |          |      |      |      |      |      |  |
|---|---------------------------|---------------|-------------------------|------------------------|----------|-----------|------------------------|----------|----------|------|------|------|------|------|--|
|   |                           |               | 1                       | 2                      | 3        | 4         | 5                      | 6        | 7        | 8    | 9    | 10   | 11   | 12   |  |
|  <p><b>HB Weight Sensing Synchro-Tilter</b><br/>                     COM: 1 YD   0.91 M<br/>                     Unit weight: 48 LB   21.8 KG<br/>                     Carton weight: 59 LB   26.76 KG<br/>                     Carton volume: 22.5 FT³   0.63 MT³</p> |                           | <b>6941</b>   | 1086                    | 1118                   | 1145     | 1176      | 1227                   | 1274     | 1321     | 1362 | 1413 | 1461 | 1526 | 1618 |  |
|   | <b>OVERALL DIMENSIONS</b> |               |                         | <b>SEAT DIMENSIONS</b> |          |           | <b>BACK DIMENSIONS</b> |          |          |      |      |      |      |      |  |
|   |                           | <b>W</b>      | <b>D</b>                | <b>H</b>               | <b>W</b> | <b>D</b>  | <b>H</b>               | <b>W</b> | <b>H</b> |      |      |      |      |      |  |
|   | IN                        | 25            | 24                      | 42.5                   | 18.5     | 16.5-19.5 | 16.1-20.1              | 18       | 26       |      |      |      |      |      |  |
|   | MM                        | 635           | 610                     | 1080                   | 470      | 419-495   | 409-511                | 457      | 660      |      |      |      |      |      |  |
|   |                           | <b>RTA 00</b> |                         | 1 per carton           |          |           |                        |          |          |      |      |      |      |      |  |
|  <p><b>MB Weight Sensing Synchro-Tilter</b><br/>                     COM: 1 YD   0.91 M<br/>                     Unit weight: 46 LB   20.9 K<br/>                     Carton weight: 57 LB   25.85 KG<br/>                     Carton volume: 22.5 FT³   0.63 MT³</p>  |                           | <b>6942</b>   | 1060                    | 1092                   | 1119     | 1150      | 1201                   | 1248     | 1295     | 1336 | 1387 | 1435 | 1500 | 1592 |  |
|   | <b>OVERALL DIMENSIONS</b> |               |                         | <b>SEAT DIMENSIONS</b> |          |           | <b>BACK DIMENSIONS</b> |          |          |      |      |      |      |      |  |
|   |                           | <b>W</b>      | <b>D</b>                | <b>H</b>               | <b>W</b> | <b>D</b>  | <b>H</b>               | <b>W</b> | <b>H</b> |      |      |      |      |      |  |
|   | IN                        | 25            | 24                      | 40.5                   | 18.5     | 16.5-19.5 | 16.1-20.1              | 18       | 24       |      |      |      |      |      |  |
|   | MM                        | 635           | 610                     | 1029                   | 470      | 419-495   | 409-511                | 457      | 610      |      |      |      |      |      |  |
|   |                           | <b>RTA 00</b> |                         | 1 per carton           |          |           |                        |          |          |      |      |      |      |      |  |

STREAM



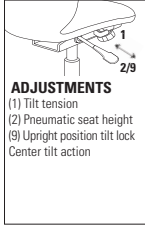
model 2073APP



model 2074AUU

MECHANISM OPTIONS:

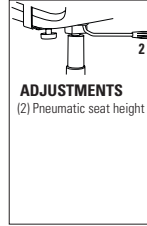
Tilter mechanism (chair)



**ADJUSTMENTS**  
 (1) Tilt tension  
 (2) Pneumatic seat height  
 (9) Upright position tilt lock  
 Center tilt action

**Ergonomic features:**  
 A, B, C, M, N, S

Task mechanism (stool)



**ADJUSTMENTS**  
 (2) Pneumatic seat height

**Ergonomic features:**  
 C, M, N

Stream Multi-Purpose Chairs



For Stream multi-purpose chairs, please see page 204.

STANDARD FEATURES

- Our popular Stream series now features chairs and heights adjustable stools.
- Task chairs are available with tilter mechanism only.
- Height adjustable stools are available with task mechanism only.
- Task seating and height adjustable stools are standard with five-prong, injection molded, fiberglass reinforced nylon Governor base (B7) with dual wheel carpet casters (C82).
- Units available with or without arms. Arms match seat/back finish.
- Pedestal base models provide fixed location seating for use in auditoriums, classrooms, jury boxes, public venues and more. The base must be mounted to the floor (mounting hardware not included). See Pedestal Base Installation Guide on website for details.
- Upholstery options: fabric, vinyl or leather. Vinyl and leather models may feature stitch detail across the seat and/or back cushions, if applicable..

OPTIONAL FEATURES



- Polypropylene seats and backs are available in 14 colors: Buzz Blue (BZB), Cactus (CCT), Carrot (CRO), Cloud (IVC), Dijon (DJN), Eggplant (EGP), Fog (FOG), Frost (FRO), Ink (INK), Latte (LAB), Night (BLK), Sand (SND), Scarlet (SAR) and Shadow (SHW). Please specify.
- Pedestal base models have Black bases with 2" height adjustable cylinders, please specify: (SH) Swivel, auto return to max height. No upcharge. (SN) Non-swivel, auto return to max height. Add \$16. (SC) Swivel, auto return to center and return to max height. Add \$26.

Please add option codes in the following order:

- **Model number**  
 2073 Task chair  
 2074 Height adjustable stool  
**- Arm suffix (add to end of model number)**  
 (A) Chair with arms.  
 (N) Chair without arms.  
**- Upholstery suffix (add to end of model number)**  
 (PP) Plastic back, plastic seat.  
 (PU) Plastic back, upholstered seat.  
 (UU) Upholstered back, upholstered seat.
- **Textile**  
 Specify textile code for back (UU models only).  
 Specify textile code for seat (PU, UU models only).
- **Seat/back finish** (no upcharge)  
 (BZB) Buzz Blue (FRO) Frost  
 (CCT) Cactus (INK) Ink  
 (CRO) Carrot (LAB) Latte  
 (IVC) Cloud (BLK) Night  
 (DJN) Dijon (SND) Sand  
 (EGP) Eggplant (SAR) Scarlet  
 (FOG) Fog (SHW) Shadow
- **Frame finish**  
 (BK) Black. No upcharge.  
 (TN) Tungsten. No upcharge.  
 (CM) Chrome. Add \$25.
- **Base**  
 (B7) Black nylon base. No upcharge.  
 (A7) Polished aluminum base. Add \$131.
- **Casters**  
 (82) C82 dual wheel carpet casters. No upcharge.  
 (8R) C82R dual wheel hard floor casters. Add \$21.

EXAMPLE STREAM TASK ORDER CODE:

|         |              |              |                  |              |      |        |
|---------|--------------|--------------|------------------|--------------|------|--------|
| 2073APP | -            | -            | -IVC             | -CM          | -A7  | -82    |
| Model # | Back Textile | Seat Textile | Seat/back finish | Frame finish | Base | Caster |

| DESCRIPTION   | FEATURES                   | MODEL #       | STANDARD TEXTILE GRADES |      |                    |     |                 |     |                 |   |
|---|----------------------------|---------------|-------------------------|------|--------------------|-----|-----------------|-----|-----------------|---|
|  <p><b>Tilter Chair w/Arms</b><br/>                     COM: N/A<br/>                     Unit weight: 28 LB   12.7 KG<br/>                     Carton weight: 37 LB   16.78 KG<br/>                     Carton volume: 17.5 FT<sup>3</sup>   0.49 MT<sup>3</sup></p>                | Polypropylene seat & back. |               | List price              |      |                    |     |                 |     |                 |   |
|   |                            | 2073APP       | 741                     |      |                    |     |                 |     |                 |   |
|   |                            |               |                         |      | OVERALL DIMENSIONS |     | SEAT DIMENSIONS |     | BACK DIMENSIONS |   |
|   |                            |               | W                       | D    | H                  | W   | D               | H   | W               | H |
|   | IN                         | 24            | 23.5                    | 33.5 | 18                 | 18  | 15.5-20.5       | 16  | 16.5            |   |
|   | MM                         | 610           | 597                     | 851  | 457                | 457 | 394-521         | 406 | 419             |   |
|   |                            | <b>RTA 00</b> | 1 per carton            |      |                    |     |                 |     |                 |   |
|  <p><b>Tilter Chair w/Arms Pedestal Base</b><br/>                     COM: N/A<br/>                     Unit weight: 26 LB   11.8 KG<br/>                     Carton weight: 34 LB   15.42 KG<br/>                     Carton volume: 10.25 FT<sup>3</sup>   0.29 MT<sup>3</sup></p> | Polypropylene seat & back. |               | List price              |      |                    |     |                 |     |                 |   |
|   |                            | 2073APPPB     | 992                     |      |                    |     |                 |     |                 |   |
|   |                            |               |                         |      | OVERALL DIMENSIONS |     | SEAT DIMENSIONS |     | BACK DIMENSIONS |   |
|   |                            |               | W                       | D    | H                  | W   | D               | H   | W               | H |
|   | IN                         | 24            | 23.5                    | 33.5 | 18                 | 18  | 16.5-18.5       | 16  | 16.5            |   |
|   | MM                         | 610           | 597                     | 851  | 457                | 457 | 419-470         | 406 | 419             |   |
|   |                            | <b>RTA 2</b>  | 1 per carton            |      |                    |     |                 |     |                 |   |

| DESCRIPTION | FEATURES | MODEL # | STANDARD TEXTILE GRADES |   |   |   |   |   |   |   |   |    |    |    |
|-------------|----------|---------|-------------------------|---|---|---|---|---|---|---|---|----|----|----|
|             |          |         | 1                       | 2 | 3 | 4 | 5 | 6 | 7 | 8 | 9 | 10 | 11 | 12 |



**2073APU**



**2073AUU**

**Tilter Chair w/Arms**  
 COM: 0.75 YD | 0.69 M  
 Unit weight: 31 LB | 14.1 KG  
 Carton weight: 40 LB | 18.14 KG  
 Carton volume: 17.5 FT³ | 0.49 MT³

| <b>2073APU</b>          | 866  | 890  | 910             | 934  | 972     | 1007            | 1042 | 1073 | 1111 | 1147 | 1196 | 1265 |
|-------------------------|------|------|-----------------|------|---------|-----------------|------|------|------|------|------|------|
| Upholstered seat        |      |      |                 |      |         |                 |      |      |      |      |      |      |
| <b>2073AUU</b>          | 985  | 1009 | 1029            | 1053 | 1091    | 1126            | 1161 | 1192 | 1230 | 1266 | 1315 | 1384 |
| Upholstered seat & back |      |      |                 |      |         |                 |      |      |      |      |      |      |
| OVERALL DIMENSIONS      |      |      | SEAT DIMENSIONS |      |         | BACK DIMENSIONS |      |      |      |      |      |      |
| W                       | D    | H    | W               | D    | H       | W               | H    |      |      |      |      |      |
| IN 24                   | 23.5 | 33.5 | 18              | 18   | 16-21   | 16              | 16   |      |      |      |      |      |
| MM 610                  | 597  | 851  | 457             | 457  | 406-533 | 406             | 406  |      |      |      |      |      |

**RTA 00** 1 per carton



**2073APUPB**



**2073AUUPB**

**Tilter Chair w/Arms Pedestal Base**  
 COM: 0.75 YD | 0.69 M  
 Unit weight: 29 LB | 13.2 KG  
 Carton weight: 37 LB | 16.78 KG  
 Carton volume: 10.25 FT³ | 0.29 MT³

| <b>2073APUPB</b>        | 1123 | 1147 | 1167            | 1191 | 1229      | 1264            | 1299 | 1330 | 1368 | 1404 | 1453 | 1522 |
|-------------------------|------|------|-----------------|------|-----------|-----------------|------|------|------|------|------|------|
| Upholstered seat        |      |      |                 |      |           |                 |      |      |      |      |      |      |
| <b>2073AUUPB</b>        | 1246 | 1270 | 1290            | 1314 | 1352      | 1387            | 1422 | 1453 | 1491 | 1527 | 1576 | 1645 |
| Upholstered seat & back |      |      |                 |      |           |                 |      |      |      |      |      |      |
| OVERALL DIMENSIONS      |      |      | SEAT DIMENSIONS |      |           | BACK DIMENSIONS |      |      |      |      |      |      |
| W                       | D    | H    | W               | D    | H         | W               | H    |      |      |      |      |      |
| IN 24                   | 23.5 | 33.5 | 18              | 18   | 16.5-18.5 | 16              | 16   |      |      |      |      |      |
| MM 610                  | 597  | 851  | 457             | 457  | 419-470   | 406             | 406  |      |      |      |      |      |

**RTA 2** 1 per carton

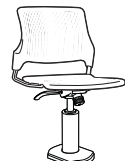


**Armless Tilter Chair**  
 COM: N/A  
 Unit weight: 24 LB | 10.9 KG  
 Carton weight: 33 LB | 14.97 KG  
 Carton volume: 17.5 FT³ | 0.49 MT³

Polypropylene seat & back.

| List price         |      |      |                 |     |           |                 |      |  |  |  |  |  |
|--------------------|------|------|-----------------|-----|-----------|-----------------|------|--|--|--|--|--|
| <b>2073NPP</b>     | 682  |      |                 |     |           |                 |      |  |  |  |  |  |
| OVERALL DIMENSIONS |      |      | SEAT DIMENSIONS |     |           | BACK DIMENSIONS |      |  |  |  |  |  |
| W                  | D    | H    | W               | D   | H         | W               | H    |  |  |  |  |  |
| IN 20.5            | 23.5 | 33.5 | 18              | 18  | 15.5-20.5 | 16              | 16.5 |  |  |  |  |  |
| MM 521             | 597  | 851  | 457             | 457 | 394-521   | 406             | 419  |  |  |  |  |  |

**RTA 00** 1 per carton



**Armless Tilter Chair Pedestal Base**  
 COM: N/A  
 Unit weight: 22 LB | 10 KG  
 Carton weight: 30 LB | 13.61 KG  
 Carton volume: 10.25 FT³ | 0.29 MT³

Polypropylene seat & back.

| List price         |      |      |                 |     |           |                 |      |  |  |  |  |  |
|--------------------|------|------|-----------------|-----|-----------|-----------------|------|--|--|--|--|--|
| <b>2073NPPPB</b>   | 931  |      |                 |     |           |                 |      |  |  |  |  |  |
| OVERALL DIMENSIONS |      |      | SEAT DIMENSIONS |     |           | BACK DIMENSIONS |      |  |  |  |  |  |
| W                  | D    | H    | W               | D   | H         | W               | H    |  |  |  |  |  |
| IN 20.5            | 23.5 | 33.5 | 18              | 18  | 16.5-18.5 | 19              | 16.5 |  |  |  |  |  |
| MM 521             | 597  | 851  | 457             | 457 | 419-470   | 483             | 419  |  |  |  |  |  |

**RTA 2** 1 per carton



**2073NPU**

















**2073NUU**

**Armless Tilter Chair**  
 COM: 0.75 YD | 0.69 M  
 Unit weight: 27 LB | 12.3 KG  
 Carton weight: 36 LB | 16.33 KG  
 Carton volume: 17.5 FT³ | 0.49 MT³

| <b>2073NPU</b>          | 806  | 830  | 850             | 874 | 912     | 947             | 982  | 1013 | 1051 | 1087 | 1136 | 1205 |
|-------------------------|------|------|-----------------|-----|---------|-----------------|------|------|------|------|------|------|
| Upholstered seat        |      |      |                 |     |         |                 |      |      |      |      |      |      |
| <b>2073NUU</b>          | 925  | 949  | 969             | 993 | 1031    | 1066            | 1101 | 1132 | 1170 | 1206 | 1255 | 1324 |
| Upholstered seat & back |      |      |                 |     |         |                 |      |      |      |      |      |      |
| OVERALL DIMENSIONS      |      |      | SEAT DIMENSIONS |     |         | BACK DIMENSIONS |      |      |      |      |      |      |
| W                       | D    | H    | W               | D   | H       | W               | H    |      |      |      |      |      |
| IN 20.5                 | 23.5 | 33.5 | 18              | 18  | 16-21   | 16              | 16   |      |      |      |      |      |
| MM 521                  | 597  | 851  | 457             | 457 | 406-533 | 406             | 406  |      |      |      |      |      |

**RTA 00** 1 per carton


| DESCRIPTION  | FEATURES  | MODEL # | STANDARD TEXTILE GRADES  |   |   |                                    |   |   |                                |   |   |                    |    |    |
|--|---|---------|--|---|---|------------------------------------|---|---|--------------------------------|---|---|--------------------|----|----|
|  |   |         | 1  | 2 | 3 | 4                                  | 5 | 6 | 7                              | 8 | 9 | 10                 | 11 | 12 |
| <br><b>2073NPUPB</b>  | <br><b>2073NUUPB</b>   |         | <b>2073NPUPB</b> 1059 1083 1103 1127 1165 1200 1235 1266 1304 1340 1389 1458<br>Upholstered seat                               |   |   |                                    |   |   |                                |   |   |                    |    |    |
|  |   |         | <b>2073NUUPB</b> 1185 1209 1229 1253 1291 1326 1361 1392 1430 1466 1515 1584<br>Upholstered seat & back                        |   |   |                                    |   |   |                                |   |   |                    |    |    |
| <b>Armless Tilter Chair Pedestal Base</b><br>COM: 0.75 YD   0.69 M<br>Unit weight: 25 LB   11.4 KG<br>Carton weight: 33 LB   14.97 KG<br>Carton volume: 10.25 FT <sup>3</sup>   0.29 MT <sup>3</sup>           |   |         | <b>OVERALL DIMENSIONS</b><br>W D H   |   |   | <b>SEAT DIMENSIONS</b><br>W D H    |   |   | <b>BACK DIMENSIONS</b><br>W H  |   |   |                    |    |    |
|  |   |         | IN 20.5 23.5 33.5<br>MM 521 597 851  |   |   | 18 18 16.5-18.5<br>457 457 419-470 |   |   | 16 16<br>406 406               |   |   |                    |    |    |
|  |   |         | <b>RTA 2</b>   |   |   | 1 per carton                       |   |   |                                |   |   |                    |    |    |
|   |   |         | List price<br><b>2074APP</b> 860   |   |   |                                    |   |   |                                |   |   |                    |    |    |
|  |   |         | <b>OVERALL DIMENSIONS</b><br>W D H   |   |   | <b>SEAT DIMENSIONS</b><br>W D H    |   |   | <b>BACK DIMENSIONS</b><br>W H  |   |   |                    |    |    |
| <b>Height Adjustable Stool w/Arms</b><br>COM: N/A<br>Unit weight: 29 LB   13.2 KG<br>Carton weight: 39.5 LB   17.92 KG<br>Carton volume: 24 FT <sup>3</sup>   0.67 MT <sup>3</sup>                             |   |         | Polypropylene seat & back.   |   |   | IN 24 23.5 43<br>MM 610 597 1092   |   |   | 18 18 22-32<br>457 457 559-813 |   |   | 16 16.5<br>406 419 |    |    |
|  |   |         | <b>RTA 00</b>  |   |   | 1 per carton                       |   |   |                                |   |   |                    |    |    |
|   |   |         | List price<br><b>2074APPB</b> 1115   |   |   |                                    |   |   |                                |   |   |                    |    |    |
|  |   |         | <b>OVERALL DIMENSIONS</b><br>W D H   |   |   | <b>SEAT DIMENSIONS</b><br>W D H    |   |   | <b>BACK DIMENSIONS</b><br>W H  |   |   |                    |    |    |
| <b>Height Adjustable Stool w/Arms Pedestal Base</b><br>COM: N/A<br>Unit weight: 26 LB   11.8 KG<br>Carton weight: 34 LB   15.42 KG<br>Carton volume: 10.25 FT <sup>3</sup>   0.29 MT <sup>3</sup>              |   |         | Polypropylene seat & back.   |   |   | IN 24 23.5 33<br>MM 610 597 838    |   |   | 18 18 16-18<br>457 457 406-457 |   |   | 16 16.5<br>406 419 |    |    |
|  |   |         | <b>RTA 2</b>   |   |   | 1 per carton                       |   |   |                                |   |   |                    |    |    |
| <br><b>2074APU</b>  | <br><b>2074AUU</b>   |         | 1 2 3 4 5 6 7 8 9 10 11 12<br><b>2074APU</b> 985 1009 1029 1053 1091 1126 1161 1192 1230 1266 1315 1384<br>Upholstered seat    |   |   |                                    |   |   |                                |   |   |                    |    |    |
|  |   |         | <b>2074AUU</b> 1103 1127 1147 1171 1209 1244 1279 1310 1348 1384 1433 1502<br>Upholstered seat & back                          |   |   |                                    |   |   |                                |   |   |                    |    |    |
| <b>Height Adjustable Stool w/Arms</b><br>COM: 0.75 YD   0.69 M<br>Unit weight: 32 LB   14.5 KG<br>Carton weight: 42.5 LB   19.28 KG<br>Carton volume: 24 FT <sup>3</sup>   0.67 MT <sup>3</sup>                |   |         | <b>OVERALL DIMENSIONS</b><br>W D H   |   |   | <b>SEAT DIMENSIONS</b><br>W D H    |   |   | <b>BACK DIMENSIONS</b><br>W H  |   |   |                    |    |    |
|  |   |         | IN 24 23.5 43<br>MM 610 597 1092   |   |   | 18 18 22.5-32.5<br>457 457 572-826 |   |   | 16 16<br>406 406               |   |   |                    |    |    |
|  |   |         | <b>RTA 00</b>  |   |   | 1 per carton                       |   |   |                                |   |   |                    |    |    |
| <br><b>2074APUPB</b>  | <br><b>2074AUUPB</b> |         | 1 2 3 4 5 6 7 8 9 10 11 12<br><b>2074APUPB</b> 1246 1270 1290 1314 1352 1387 1422 1453 1491 1527 1576 1645<br>Upholstered seat |   |   |                                    |   |   |                                |   |   |                    |    |    |
|  |   |         | <b>2074AUUPB</b> 1371 1395 1415 1439 1477 1512 1547 1578 1616 1652 1701 1770<br>Upholstered seat & back                        |   |   |                                    |   |   |                                |   |   |                    |    |    |
| <b>Height Adjustable Stool w/Arms Pedestal Base</b><br>COM: 0.75 YD   0.69 M<br>Unit weight: 29 LB   13.2 KG<br>Carton weight: 37 LB   16.78 KG<br>Carton volume: 10.25 FT <sup>3</sup>   0.29 MT <sup>3</sup> |   |         | <b>OVERALL DIMENSIONS</b><br>W D H   |   |   | <b>SEAT DIMENSIONS</b><br>W D H    |   |   | <b>BACK DIMENSIONS</b><br>W H  |   |   |                    |    |    |
|  |   |         | IN 24 23.5 33<br>MM 610 597 838  |   |   | 18 18 16-18<br>457 457 406-457     |   |   | 16 16<br>406 406               |   |   |                    |    |    |
|  |   |         | <b>RTA 2</b>   |   |   | 1 per carton                       |   |   |                                |   |   |                    |    |    |

| DESCRIPTION   | FEATURES                   | MODEL #            | STANDARD TEXTILE GRADES |                     |                 |         |     |                 |    |      |  |  |  |  |  |
|---|----------------------------|--------------------|-------------------------|---------------------|-----------------|---------|-----|-----------------|----|------|--|--|--|--|--|
|  <p><b>Armless Height Adjustable Stool</b><br/>COM: N/A<br/>Unit weight: 25 LB   11.4 KG<br/>Carton weight: 35.5 LB   16.1 KG<br/>Carton volume: 24 FT<sup>3</sup>   0.67 MT<sup>3</sup></p>                               | Polypropylene seat & back. | List price         |                         |                     |                 |         |     |                 |    |      |  |  |  |  |  |
|   |                            | 2074NPP            | 801                     |                     |                 |         |     |                 |    |      |  |  |  |  |  |
|   |                            | OVERALL DIMENSIONS |                         |                     | SEAT DIMENSIONS |         |     | BACK DIMENSIONS |    |      |  |  |  |  |  |
|   |                            | IN                 | 20.5                    | 23.5                | 43              | 18      | 18  | 22-32           | 16 | 16.5 |  |  |  |  |  |
| MM  | 521                        | 597                | 1092                    | 457                 | 457             | 559-813 | 406 | 419             |    |      |  |  |  |  |  |
|   |                            |                    |                         | RTA 00 1 per carton |                 |         |     |                 |    |      |  |  |  |  |  |
|  <p><b>Armless Height Adjustable Stool Pedestal Base</b><br/>COM: N/A<br/>Unit weight: 22 LB   10 KG<br/>Carton weight: 30 LB   13.61 KG<br/>Carton volume: 10.25 FT<sup>3</sup>   0.29 MT<sup>3</sup></p>                 | Polypropylene seat & back. | List price         |                         |                     |                 |         |     |                 |    |      |  |  |  |  |  |
|   |                            | 2074NPPPB          | 1054                    |                     |                 |         |     |                 |    |      |  |  |  |  |  |
|   |                            | OVERALL DIMENSIONS |                         |                     | SEAT DIMENSIONS |         |     | BACK DIMENSIONS |    |      |  |  |  |  |  |
|   |                            | IN                 | 20.5                    | 23.5                | 33              | 18      | 18  | 16-18           | 19 | 16.5 |  |  |  |  |  |
| MM  | 521                        | 597                | 838                     | 457                 | 457             | 406-457 | 483 | 419             |    |      |  |  |  |  |  |
|   |                            |                    |                         | RTA 2 1 per carton  |                 |         |     |                 |    |      |  |  |  |  |  |
|  <p><b>Height Adjustable Stool w/Arms</b><br/>COM: 0.75 YD   0.69 M<br/>Unit weight: 28 LB   12.7 KG<br/>Carton weight: 38.5 LB   17.46 KG<br/>Carton volume: 24 FT<sup>3</sup>   0.67 MT<sup>3</sup></p>                  |                            | List price         |                         |                     |                 |         |     |                 |    |      |  |  |  |  |  |
|   |                            | 2074NPU            | 925                     |                     |                 |         |     |                 |    |      |  |  |  |  |  |
|   |                            | OVERALL DIMENSIONS |                         |                     | SEAT DIMENSIONS |         |     | BACK DIMENSIONS |    |      |  |  |  |  |  |
|   |                            | IN                 | 20.5                    | 23.5                | 43              | 18      | 18  | 22.5-32.5       | 16 | 16   |  |  |  |  |  |
| MM  | 521                        | 597                | 1092                    | 457                 | 457             | 572-826 | 406 | 406             |    |      |  |  |  |  |  |
|   |                            |                    |                         | RTA 00 1 per carton |                 |         |     |                 |    |      |  |  |  |  |  |
|  <p><b>Height Adjustable Stool w/Arms</b><br/>COM: 0.75 YD   0.69 M<br/>Unit weight: 28 LB   12.7 KG<br/>Carton weight: 38.5 LB   17.46 KG<br/>Carton volume: 24 FT<sup>3</sup>   0.67 MT<sup>3</sup></p>                 |                            | List price         |                         |                     |                 |         |     |                 |    |      |  |  |  |  |  |
|   |                            | 2074NUU            | 1044                    |                     |                 |         |     |                 |    |      |  |  |  |  |  |
|   |                            | OVERALL DIMENSIONS |                         |                     | SEAT DIMENSIONS |         |     | BACK DIMENSIONS |    |      |  |  |  |  |  |
|   |                            | IN                 | 20.5                    | 23.5                | 43              | 18      | 18  | 22.5-32.5       | 16 | 16   |  |  |  |  |  |
| MM  | 521                        | 597                | 1092                    | 457                 | 457             | 572-826 | 406 | 406             |    |      |  |  |  |  |  |
|   |                            |                    |                         | RTA 00 1 per carton |                 |         |     |                 |    |      |  |  |  |  |  |
|  <p><b>Height Adjustable Stool w/Arms Pedestal Base</b><br/>COM: 0.75 YD   0.69 M<br/>Unit weight: 25 LB   11.4 KG<br/>Carton weight: 33 LB   14.97 KG<br/>Carton volume: 10.25 FT<sup>3</sup>   0.29 MT<sup>3</sup></p>  |                            | List price         |                         |                     |                 |         |     |                 |    |      |  |  |  |  |  |
|   |                            | 2074NUPB           | 1185                    |                     |                 |         |     |                 |    |      |  |  |  |  |  |
|   |                            | OVERALL DIMENSIONS |                         |                     | SEAT DIMENSIONS |         |     | BACK DIMENSIONS |    |      |  |  |  |  |  |
|   |                            | IN                 | 20.5                    | 23.5                | 33              | 18      | 18  | 16-18           | 16 | 16   |  |  |  |  |  |
| MM  | 521                        | 597                | 838                     | 457                 | 457             | 406-457 | 406 | 406             |    |      |  |  |  |  |  |
|   |                            |                    |                         | RTA 2 1 per carton  |                 |         |     |                 |    |      |  |  |  |  |  |
|  <p><b>Height Adjustable Stool w/Arms Pedestal Base</b><br/>COM: 0.75 YD   0.69 M<br/>Unit weight: 25 LB   11.4 KG<br/>Carton weight: 33 LB   14.97 KG<br/>Carton volume: 10.25 FT<sup>3</sup>   0.29 MT<sup>3</sup></p> |                            | List price         |                         |                     |                 |         |     |                 |    |      |  |  |  |  |  |
|   |                            | 2074NUUPB          | 1308                    |                     |                 |         |     |                 |    |      |  |  |  |  |  |
|   |                            | OVERALL DIMENSIONS |                         |                     | SEAT DIMENSIONS |         |     | BACK DIMENSIONS |    |      |  |  |  |  |  |
|   |                            | IN                 | 20.5                    | 23.5                | 33              | 18      | 18  | 16-18           | 16 | 16   |  |  |  |  |  |
| MM  | 521                        | 597                | 838                     | 457                 | 457             | 406-457 | 406 | 406             |    |      |  |  |  |  |  |
|   |                            |                    |                         | RTA 2 1 per carton  |                 |         |     |                 |    |      |  |  |  |  |  |

SPRITZ



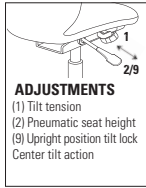
model 6761-4



**Optional Lumbar Pad**  
Choose your mesh + lumbar pad color option. See optional features for details.

MECHANISM OPTIONS:

Tilter mechanism (-4)

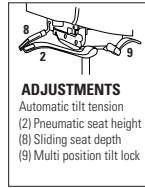


**ADJUSTMENTS**  
(1) Tilt tension  
(2) Pneumatic seat height  
(9) Upright position tilt lock  
Center tilt action

Ergonomic features:

A, B, C, D, H, M, N, Q, S, U

Weight sensing synchro-tilter mechanism (-8)



**ADJUSTMENTS**  
Automatic tilt tension  
(2) Pneumatic seat height  
(8) Sliding seat depth  
(9) Multi position tilt lock

Ergonomic features:

A, B, C, D, E, H, L, M, N, Q, U

Spritz Nesting & Multi-Purpose Chairs



For Spritz nesting and multi-purpose chairs, please see page 199.

STANDARD FEATURES

- An exceptionally comfortable chair series featuring a sophisticated, translucent mesh and models for all applications.
- Side activated sliding seat depth adjustment (**MD**) is standard on weight sensing synchro tilter control mechanism.
- Standard with height adjustable, forward swept arms and sliding armcaps (**G4**).
- Standard with Global's high quality Soft Descent™ pneumatic lift which slowly and gently lowers the seat height of the chair making it easy to obtain the exact seat height you desire.
- Five prong, injection molded, fiberglass reinforced nylon Black base with dual wheel carpet casters (**C10**).
- Upholstery options for seat and headrest (where applicable): fabric, vinyl or leather. Vinyl and leather models may feature stitch detail across the seat and/or back cushions, if applicable.

OPTIONAL FEATURES

- For additional arm/caster options, please refer to the Arm and Caster section (page 347). *Optional casters may be priced higher than the standard casters for your chair and the difference will be charged. Lower priced optional casters will not be credited.*

Please add option codes in the following order:

- **Model number**  
**6760** Task chair w/ headrest  
**6761** Task chair  
Add **(-4)** to model # if ordering tilter mechanism. Add **(-8)** to model # if ordering weight sensing synchro-tilter mechanism.
- **Textile**  
Specify textile code for seat.
- **Arms**  
**(G4)** Black nylon arms w/SSU armcaps.  
**(C)** Fixed black nylon arm. No upcharge.
- **Base**  
**(SD)** Black nylon base.  
**(M2)** Chrome Spider Base. Add \$68.
- **Casters**  
**(DM)** C10 dual wheel carpet casters.  
**(DL)** C10R dual wheel hard floor casters. Add \$20.
- **Mesh** (colors shown on website)  
**(U1)** Black  
**(U2)** Burgundy  
**(U3)** Blue  
**(U4)** Green  
**Mesh** with flexible lumbar pad. Add \$17.  
**(5L)** Black mesh w/lumbar  
**(6L)** Burgundy mesh w/lumbar  
**(7L)** Blue mesh w/lumbar  
**(8L)** Green mesh w/lumbar
- **Vari-Width**  
**(WA)** Width adjustable arm extensions. Add \$84.

EXAMPLE SPRITZ ORDER CODE: TASK CHAIR

|         |         |      |      |         |      |            |
|---------|---------|------|------|---------|------|------------|
| 6761-8  | -TC63   | -G4  | -M2  | -DM     | -5L  | -WA        |
| Model # | Textile | Arms | Base | Casters | Mesh | Vari-Width |

| DESCRIPTION  | FEATURES      | MODEL #   | STANDARD TEXTILE GRADES |                    |                 |              |                 |                 |      |                 |      |      |      |      |      |  |
|--|---------------|---|-------------------------|--------------------|-----------------|--------------|-----------------|-----------------|------|-----------------|------|------|------|------|------|--|
|  |               |   | 1                       | 2                  | 3               | 4            | 5               | 6               | 7    | 8               | 9    | 10   | 11   | 12   |      |  |
| <br><b>Tilter</b><br>COM: 1 YD   0.91 M<br>Unit weight: 36 LB   16.4 KG<br>Carton weight: 48 LB   21.77 KG<br>Carton volume: 10.5 FT³   0.29 MT³ | <b>6761-4</b> | 793   | 825                     | 852                | 883             | 934          | 981             | 1028            | 1069 | 1120            | 1168 | 1233 | 1325 |      |      |  |
|  |               | OVERALL DIMENSIONS  |                         |                    | SEAT DIMENSIONS |              |                 | BACK DIMENSIONS |      |                 |      |      |      |      |      |  |
|  |               | W   | D                       | H                  | W               | D            | H               | W               | H    |                 |      |      |      |      |      |  |
|  |               | IN 26   | 24                      | 38.5               | 19.5            | 19           | 16-20           | 17.5            | 20   |                 |      |      |      |      |      |  |
|  |               | MM 660  | 610                     | 978                | 495             | 483          | 406-508         | 445             | 508  |                 |      |      |      |      |      |  |
|  |               |   |                         |                    |                 | 1 per carton |                 |                 |      |                 |      |      |      |      |      |  |
|  |               |   |                         |                    |                 |              |                 |                 |      |                 |      |      |      |      |      |  |
|  |               | <br><b>Weight Sensing Synchro-Tilter</b><br>COM: 1 YD   0.91 M<br>Unit weight: 42 LB   19.1 KG<br>Carton weight: 54 LB   24.49 KG<br>Carton volume: 10.5 FT³   0.29 MT³ | <b>6761-8</b>           | 872                | 904             | 931          | 962             | 1013            | 1060 | 1107            | 1148 | 1199 | 1247 | 1312 | 1404 |  |
|  |               |   |                         | OVERALL DIMENSIONS |                 |              | SEAT DIMENSIONS |                 |      | BACK DIMENSIONS |      |      |      |      |      |  |
|  |               |   |                         | W                  | D               | H            | W               | D               | H    | W               | H    |      |      |      |      |  |
| IN 26  | 24            |   |                         | 38.5               | 19.5            | 19-21.5      | 16-20           | 17.5            | 20   |                 |      |      |      |      |      |  |
| MM 660   | 610           |   |                         | 978                | 495             | 483-546      | 406-508         | 445             | 508  |                 |      |      |      |      |      |  |
|  |               |   |                         |                    |                 | 1 per carton |                 |                 |      |                 |      |      |      |      |      |  |



SUPRA



model 5330-4 (TUB)

model 5332 (TTU)



**Impact Resistant Back**  
All models are standard with an impact resistant back cover, in Black only.



model 5331-4 (TUB)




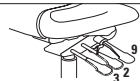

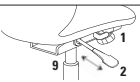
**Optional Aluminum Base**  
See right for details.


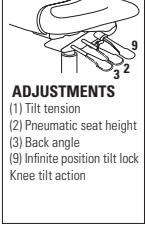


STANDARD FEATURES

- Contoured cushions support the user in a comfortable, contemporary style.
- Stylish arm/frame design sweeps from under the seat through the back and culminates in a hoop at the rear of the seat.
- Tilters are standard with a Tungsten arm frame finish and Black nylon base, indicated by (TUB) after the model number.
- Standard with soft, durable, self-skinned urethane (SSU) armcaps that are warm to the touch. Black only.
- The impact resistant outer back shell adds a decorative look and protects from damage. Available in Black only.
- Five prong base models: dual wheel carpet casters (C65) are standard.
- Armchair 5332C: dual wheel carpet casters (C33) are standard.
- Upholstery options: fabric, vinyl or leather. Vinyl and leather models may feature stitch detail across the seat and/or back cushions, if applicable.

OPTIONAL FEATURES

- There are no arm options for this series.
- Model 5332 can be joined together using ganging clamp model 5233.
- A selection of glide options is available. Glides must be chosen to best suit flooring type and site conditions. For more information, please refer to the glide section (page 353).
- Glides with felt pads (FG) are available for vinyl sheet, cork or laminate flooring, please specify. Add \$43.
- Glides with rubber pads (RG) are available for vinyl, hardwood, laminate, stone or ceramic flooring, please specify. Add \$43.
- Steel cushioned self-leveling glides (B) are available on 5332 (adds 0.5" to seat height), please specify. Add \$17.
- Optional Tungsten finish with Tungsten base (TUT)\* available on tilter models, please specify at end of model number. Add \$96. (\*Equipped with a 3" cylinder instead of the standard 4" cylinder to maintain seat height range.)
- Arm/frame available in a Black finish with Black nylon base, please specify (TBB). No upcharge.
- Arched, polished aluminum base is available, please specify (TB5). Add \$131.
- Armchairs are available in Black (TBL) or Tungsten (TTU) finish. No upcharge. For Chrome (CHM) finish, add \$84.
- Five prong base models: for hard surface flooring casters, please specify (C65R). Add \$21.
- Armchair 5332C: for hard surface flooring casters, please specify (C33R). Add \$16.
- For additional caster options, please refer to the Arm and Caster section (page 347). *Optional casters may be priced higher than the standard casters for your chair and the difference will be charged. Lower priced optional casters will not be credited.*

| DESCRIPTION   | FEATURES   | MODEL #   | STANDARD TEXTILE GRADES   |              |     |                        |     |      |                        |      |      |      |      |      |      |  |  |
|---|--|---|---------------------------|--------------|-----|------------------------|-----|------|------------------------|------|------|------|------|------|------|--|--|
|   |  |   | 1                         | 2            | 3   | 4                      | 5   | 6    | 7                      | 8    | 9    | 10   | 11   | 12   |      |  |  |
|  <p><b>HB Knee-Tilter</b><br/>COM: 1.5 YD   1.37 M<br/>Unit weight: 37 LB   16.8 KG<br/>Carton weight: 41 LB   18.6 KG<br/>Carton volume: 13.25 FT<sup>3</sup>   0.37 MT<sup>3</sup></p> |  <p><b>ADJUSTMENTS</b><br/>(1) Tilt tension<br/>(2) Pneumatic seat height<br/>(3) Back angle<br/>(9) Infinite position tilt lock<br/>Knee tilt action</p> | <p>Ergonomic features:<br/>A, B, C, J, M, N</p> | 5330-2                    | 844          | 892 | 933                    | 979 | 1056 | 1126                   | 1197 | 1258 | 1335 | 1407 | 1504 | 1642 |  |  |
|   |  |   | <b>OVERALL DIMENSIONS</b> |              |     | <b>SEAT DIMENSIONS</b> |     |      | <b>BACK DIMENSIONS</b> |      |      |      |      |      |      |  |  |
|   |  |   | IN                        | 26           | 27  | 42.5                   | 21  | 18.5 | 16-20                  | 20   | 24   |      |      |      |      |  |  |
| MM  | 660  | 686   | 1080                      | 533          | 470 | 406-508                | 508 | 610  |                        |      |      |      |      |      |      |  |  |
|   |  |   | RTA 1                     | 1 per carton |     |                        |     |      |                        |      |      |      |      |      |      |  |  |
|  <p><b>HB Tilter</b><br/>COM: 1.5 YD   1.37 M<br/>Unit weight: 34 LB   15.5 KG<br/>Carton weight: 40 LB   18.14 KG<br/>Carton volume: 12 FT<sup>3</sup>   0.33 MT<sup>3</sup></p>        |  <p><b>ADJUSTMENTS</b><br/>(1) Tilt tension<br/>(2) Pneumatic seat height<br/>(9) Upright position tilt lock<br/>Center tilt action</p>                   | <p>Ergonomic features:<br/>A, B, C, M, N, S</p> | 5330-4                    | 618          | 666 | 707                    | 753 | 830  | 900                    | 971  | 1032 | 1109 | 1181 | 1278 | 1416 |  |  |
|   |  |   | <b>OVERALL DIMENSIONS</b> |              |     | <b>SEAT DIMENSIONS</b> |     |      | <b>BACK DIMENSIONS</b> |      |      |      |      |      |      |  |  |
|   |  |   | IN                        | 26           | 27  | 42                     | 21  | 18.5 | 16.5-21.5              | 20   | 24   |      |      |      |      |  |  |
| MM  | 660  | 686   | 1067                      | 533          | 470 | 419-546                | 508 | 610  |                        |      |      |      |      |      |      |  |  |
|   |  |   | RTA 1                     | 1 per carton |     |                        |     |      |                        |      |      |      |      |      |      |  |  |

| DESCRIPTION  | FEATURES   | MODEL #  | STANDARD TEXTILE GRADES   |     |                 |                 |      |                 |                 |      |   |    |    |                    |                    |  |                 |                 |  |                 |                 |  |   |   |   |   |   |   |   |   |       |       |    |      |      |      |           |      |        |        |     |      |     |     |         |     |     |
|--|--|--|---|-----|-----------------|-----------------|------|-----------------|-----------------|------|---|----|----|--------------------|--------------------|--|-----------------|-----------------|--|-----------------|-----------------|--|---|---|---|---|---|---|---|---|-------|-------|----|------|------|------|-----------|------|--------|--------|-----|------|-----|-----|---------|-----|-----|
|  |  |  | 1   | 2   | 3               | 4               | 5    | 6               | 7               | 8    | 9 | 10 | 11 | 12                 |                    |  |                 |                 |  |                 |                 |  |   |   |   |   |   |   |   |   |       |       |    |      |      |      |           |      |        |        |     |      |     |     |         |     |     |
|  <p><b>MB Knee-Tilter</b><br/>COM: 1.25 YD   1.14 M<br/>Unit weight: 35 LB   15.9 KG<br/>Carton weight: 39 LB   17.69 KG<br/>Carton volume: 13.25 FT<sup>3</sup>   0.37 MT<sup>3</sup></p>                  |  <p><b>ADJUSTMENTS</b><br/>(1) Tilt tension<br/>(2) Pneumatic seat height<br/>(3) Back angle<br/>(9) Infinite position tilt lock<br/>Knee tilt action</p> | <p>Ergonomic features:<br/>A, B, C, J, M, N</p>  | <table border="1"> <tr> <th colspan="3">OVERALL DIMENSIONS</th> <th colspan="3">SEAT DIMENSIONS</th> <th colspan="3">BACK DIMENSIONS</th> </tr> <tr> <th>W</th><th>D</th><th>H</th> <th>W</th><th>D</th><th>H</th> <th>W</th><th>H</th> </tr> <tr> <td>IN 26</td><td>26</td><td>39.5</td> <td>21</td><td>18.5</td><td>16-20</td> <td>20</td><td>19.5</td> </tr> <tr> <td>MM 660</td><td>660</td><td>1003</td> <td>533</td><td>470</td><td>406-508</td> <td>508</td><td>495</td> </tr> </table>  |     |                 |                 |      |                 |                 |      |   |    |    |                    | OVERALL DIMENSIONS |  |                 | SEAT DIMENSIONS |  |                 | BACK DIMENSIONS |  |   | W | D | H | W | D | H | W | H     | IN 26 | 26 | 39.5 | 21   | 18.5 | 16-20     | 20   | 19.5   | MM 660 | 660 | 1003 | 533 | 470 | 406-508 | 508 | 495 |
|  |  |  | OVERALL DIMENSIONS  |     |                 | SEAT DIMENSIONS |      |                 | BACK DIMENSIONS |      |   |    |    |                    |                    |  |                 |                 |  |                 |                 |  |   |   |   |   |   |   |   |   |       |       |    |      |      |      |           |      |        |        |     |      |     |     |         |     |     |
|  |  |  | W   | D   | H               | W               | D    | H               | W               | H    |   |    |    |                    |                    |  |                 |                 |  |                 |                 |  |   |   |   |   |   |   |   |   |       |       |    |      |      |      |           |      |        |        |     |      |     |     |         |     |     |
|  |  |  | IN 26   | 26  | 39.5            | 21              | 18.5 | 16-20           | 20              | 19.5 |   |    |    |                    |                    |  |                 |                 |  |                 |                 |  |   |   |   |   |   |   |   |   |       |       |    |      |      |      |           |      |        |        |     |      |     |     |         |     |     |
| MM 660   | 660  | 1003   | 533   | 470 | 406-508         | 508             | 495  |                 |                 |      |   |    |    |                    |                    |  |                 |                 |  |                 |                 |  |   |   |   |   |   |   |   |   |       |       |    |      |      |      |           |      |        |        |     |      |     |     |         |     |     |
| <p><b>RTA 1</b> 1 per carton</p>   |  |  |   |     |                 |                 |      |                 |                 |      |   |    |    |                    |                    |  |                 |                 |  |                 |                 |  |   |   |   |   |   |   |   |   |       |       |    |      |      |      |           |      |        |        |     |      |     |     |         |     |     |
|  <p><b>MB Tilter</b><br/>COM: 1.25 YD   1.14 M<br/>Unit weight: 31 LB   14.1 KG<br/>Carton weight: 37 LB   16.78 KG<br/>Carton volume: 12 FT<sup>3</sup>   0.33 MT<sup>3</sup></p>                          |  <p><b>ADJUSTMENTS</b><br/>(1) Tilt tension<br/>(2) Pneumatic seat height<br/>(9) Upright position tilt lock<br/>Center tilt action</p>                   | <p>Ergonomic features:<br/>A, B, C, M, N, S</p>  | <table border="1"> <tr> <th colspan="3">OVERALL DIMENSIONS</th> <th colspan="3">SEAT DIMENSIONS</th> <th colspan="3">BACK DIMENSIONS</th> </tr> <tr> <th>W</th><th>D</th><th>H</th> <th>W</th><th>D</th><th>H</th> <th>W</th><th>H</th> </tr> <tr> <td>IN 26</td><td>26</td><td>39</td> <td>21</td><td>18.5</td><td>16.5-21.5</td> <td>20</td><td>19.5</td> </tr> <tr> <td>MM 660</td><td>660</td><td>991</td> <td>533</td><td>470</td><td>419-546</td> <td>508</td><td>495</td> </tr> </table> |     |                 |                 |      |                 |                 |      |   |    |    |                    | OVERALL DIMENSIONS |  |                 | SEAT DIMENSIONS |  |                 | BACK DIMENSIONS |  |   | W | D | H | W | D | H | W | H     | IN 26 | 26 | 39   | 21   | 18.5 | 16.5-21.5 | 20   | 19.5   | MM 660 | 660 | 991  | 533 | 470 | 419-546 | 508 | 495 |
|  |  |  | OVERALL DIMENSIONS  |     |                 | SEAT DIMENSIONS |      |                 | BACK DIMENSIONS |      |   |    |    |                    |                    |  |                 |                 |  |                 |                 |  |   |   |   |   |   |   |   |   |       |       |    |      |      |      |           |      |        |        |     |      |     |     |         |     |     |
|  |  |  | W   | D   | H               | W               | D    | H               | W               | H    |   |    |    |                    |                    |  |                 |                 |  |                 |                 |  |   |   |   |   |   |   |   |   |       |       |    |      |      |      |           |      |        |        |     |      |     |     |         |     |     |
|  |  |  | IN 26   | 26  | 39              | 21              | 18.5 | 16.5-21.5       | 20              | 19.5 |   |    |    |                    |                    |  |                 |                 |  |                 |                 |  |   |   |   |   |   |   |   |   |       |       |    |      |      |      |           |      |        |        |     |      |     |     |         |     |     |
| MM 660   | 660  | 991  | 533   | 470 | 419-546         | 508             | 495  |                 |                 |      |   |    |    |                    |                    |  |                 |                 |  |                 |                 |  |   |   |   |   |   |   |   |   |       |       |    |      |      |      |           |      |        |        |     |      |     |     |         |     |     |
| <p><b>RTA 1</b> 1 per carton</p>   |  |  |   |     |                 |                 |      |                 |                 |      |   |    |    |                    |                    |  |                 |                 |  |                 |                 |  |   |   |   |   |   |   |   |   |       |       |    |      |      |      |           |      |        |        |     |      |     |     |         |     |     |
|  <p><b>Armchair</b><br/>COM: 1.25 YD   1.14 M<br/>Unit weight: 24 LB   10.9 KG<br/>Carton weight: 34 LB   15.42 KG<br/>Carton volume: 20.75 FT<sup>3</sup>   0.58 MT<sup>3</sup></p>                        | <p>Ergonomic features:<br/>M, N</p>  | <table border="1"> <tr> <th colspan="3">OVERALL DIMENSIONS</th> <th colspan="3">SEAT DIMENSIONS</th> <th colspan="3">BACK DIMENSIONS</th> </tr> <tr> <th>W</th><th>D</th><th>H</th> <th>W</th><th>D</th><th>H</th> <th>W</th><th>H</th> </tr> <tr> <td>IN 25</td><td>25.5</td><td>36</td> <td>21</td><td>18.5</td><td>17.5</td> <td>20</td><td>19.5</td> </tr> <tr> <td>MM 635</td><td>648</td><td>914</td> <td>533</td><td>470</td><td>445</td> <td>508</td><td>495</td> </tr> </table> |   |     |                 |                 |      |                 |                 |      |   |    |    | OVERALL DIMENSIONS |                    |  | SEAT DIMENSIONS |                 |  | BACK DIMENSIONS |                 |  | W | D | H | W | D | H | W | H | IN 25 | 25.5  | 36 | 21   | 18.5 | 17.5 | 20        | 19.5 | MM 635 | 648    | 914 | 533  | 470 | 445 | 508     | 495 |     |
|  |  | OVERALL DIMENSIONS   |   |     | SEAT DIMENSIONS |                 |      | BACK DIMENSIONS |                 |      |   |    |    |                    |                    |  |                 |                 |  |                 |                 |  |   |   |   |   |   |   |   |   |       |       |    |      |      |      |           |      |        |        |     |      |     |     |         |     |     |
|  |  | W  | D   | H   | W               | D               | H    | W               | H               |      |   |    |    |                    |                    |  |                 |                 |  |                 |                 |  |   |   |   |   |   |   |   |   |       |       |    |      |      |      |           |      |        |        |     |      |     |     |         |     |     |
|  |  | IN 25  | 25.5  | 36  | 21              | 18.5            | 17.5 | 20              | 19.5            |      |   |    |    |                    |                    |  |                 |                 |  |                 |                 |  |   |   |   |   |   |   |   |   |       |       |    |      |      |      |           |      |        |        |     |      |     |     |         |     |     |
| MM 635   | 648  | 914  | 533   | 470 | 445             | 508             | 495  |                 |                 |      |   |    |    |                    |                    |  |                 |                 |  |                 |                 |  |   |   |   |   |   |   |   |   |       |       |    |      |      |      |           |      |        |        |     |      |     |     |         |     |     |
| <p><b>RTA 00</b> 1 per carton</p>  |  |  |   |     |                 |                 |      |                 |                 |      |   |    |    |                    |                    |  |                 |                 |  |                 |                 |  |   |   |   |   |   |   |   |   |       |       |    |      |      |      |           |      |        |        |     |      |     |     |         |     |     |
|  <p><b>Armchair Casters</b><br/>COM: 1.25 YD   1.14 M<br/>Unit weight: 24 LB   10.9 KG<br/>Carton weight: 28 LB   12.7 KG<br/>Carton volume: 17 FT<sup>3</sup>   0.48 MT<sup>3</sup></p>                  | <p>Ergonomic features:<br/>M, N</p>  | <table border="1"> <tr> <th colspan="3">OVERALL DIMENSIONS</th> <th colspan="3">SEAT DIMENSIONS</th> <th colspan="3">BACK DIMENSIONS</th> </tr> <tr> <th>W</th><th>D</th><th>H</th> <th>W</th><th>D</th><th>H</th> <th>W</th><th>H</th> </tr> <tr> <td>IN 25</td><td>25.5</td><td>38</td> <td>21</td><td>18.5</td><td>18.5</td> <td>20</td><td>19.5</td> </tr> <tr> <td>MM 635</td><td>648</td><td>965</td> <td>533</td><td>470</td><td>470</td> <td>508</td><td>495</td> </tr> </table> |   |     |                 |                 |      |                 |                 |      |   |    |    | OVERALL DIMENSIONS |                    |  | SEAT DIMENSIONS |                 |  | BACK DIMENSIONS |                 |  | W | D | H | W | D | H | W | H | IN 25 | 25.5  | 38 | 21   | 18.5 | 18.5 | 20        | 19.5 | MM 635 | 648    | 965 | 533  | 470 | 470 | 508     | 495 |     |
|  |  | OVERALL DIMENSIONS   |   |     | SEAT DIMENSIONS |                 |      | BACK DIMENSIONS |                 |      |   |    |    |                    |                    |  |                 |                 |  |                 |                 |  |   |   |   |   |   |   |   |   |       |       |    |      |      |      |           |      |        |        |     |      |     |     |         |     |     |
|  |  | W  | D   | H   | W               | D               | H    | W               | H               |      |   |    |    |                    |                    |  |                 |                 |  |                 |                 |  |   |   |   |   |   |   |   |   |       |       |    |      |      |      |           |      |        |        |     |      |     |     |         |     |     |
|  |  | IN 25  | 25.5  | 38  | 21              | 18.5            | 18.5 | 20              | 19.5            |      |   |    |    |                    |                    |  |                 |                 |  |                 |                 |  |   |   |   |   |   |   |   |   |       |       |    |      |      |      |           |      |        |        |     |      |     |     |         |     |     |
| MM 635   | 648  | 965  | 533   | 470 | 470             | 508             | 495  |                 |                 |      |   |    |    |                    |                    |  |                 |                 |  |                 |                 |  |   |   |   |   |   |   |   |   |       |       |    |      |      |      |           |      |        |        |     |      |     |     |         |     |     |
| <p><b>RTA 00</b> 1 per carton</p>  |  |  |   |     |                 |                 |      |                 |                 |      |   |    |    |                    |                    |  |                 |                 |  |                 |                 |  |   |   |   |   |   |   |   |   |       |       |    |      |      |      |           |      |        |        |     |      |     |     |         |     |     |
|  <p><b>Armchair Cantilever Sled Base</b><br/>COM: 1.25 YD   1.14 M<br/>Unit weight: 29 LB   13.2 KG<br/>Carton weight: 39 LB   17.69 KG<br/>Carton volume: 20.75 FT<sup>3</sup>   0.58 MT<sup>3</sup></p> | <p>Ergonomic features:<br/>M, N</p>  | <table border="1"> <tr> <th colspan="3">OVERALL DIMENSIONS</th> <th colspan="3">SEAT DIMENSIONS</th> <th colspan="3">BACK DIMENSIONS</th> </tr> <tr> <th>W</th><th>D</th><th>H</th> <th>W</th><th>D</th><th>H</th> <th>W</th><th>H</th> </tr> <tr> <td>IN 25</td><td>28</td><td>38</td> <td>21</td><td>18.5</td><td>18.5</td> <td>20</td><td>19.5</td> </tr> <tr> <td>MM 635</td><td>711</td><td>965</td> <td>533</td><td>470</td><td>470</td> <td>508</td><td>495</td> </tr> </table>   |   |     |                 |                 |      |                 |                 |      |   |    |    | OVERALL DIMENSIONS |                    |  | SEAT DIMENSIONS |                 |  | BACK DIMENSIONS |                 |  | W | D | H | W | D | H | W | H | IN 25 | 28    | 38 | 21   | 18.5 | 18.5 | 20        | 19.5 | MM 635 | 711    | 965 | 533  | 470 | 470 | 508     | 495 |     |
|  |  | OVERALL DIMENSIONS   |   |     | SEAT DIMENSIONS |                 |      | BACK DIMENSIONS |                 |      |   |    |    |                    |                    |  |                 |                 |  |                 |                 |  |   |   |   |   |   |   |   |   |       |       |    |      |      |      |           |      |        |        |     |      |     |     |         |     |     |
|  |  | W  | D   | H   | W               | D               | H    | W               | H               |      |   |    |    |                    |                    |  |                 |                 |  |                 |                 |  |   |   |   |   |   |   |   |   |       |       |    |      |      |      |           |      |        |        |     |      |     |     |         |     |     |
|  |  | IN 25  | 28  | 38  | 21              | 18.5            | 18.5 | 20              | 19.5            |      |   |    |    |                    |                    |  |                 |                 |  |                 |                 |  |   |   |   |   |   |   |   |   |       |       |    |      |      |      |           |      |        |        |     |      |     |     |         |     |     |
| MM 635   | 711  | 965  | 533   | 470 | 470             | 508             | 495  |                 |                 |      |   |    |    |                    |                    |  |                 |                 |  |                 |                 |  |   |   |   |   |   |   |   |   |       |       |    |      |      |      |           |      |        |        |     |      |     |     |         |     |     |
| <p><b>RTA 00</b> 1 per carton</p>  |  |  |   |     |                 |                 |      |                 |                 |      |   |    |    |                    |                    |  |                 |                 |  |                 |                 |  |   |   |   |   |   |   |   |   |       |       |    |      |      |      |           |      |        |        |     |      |     |     |         |     |     |

SUPRA-X



model 5336-3

model 5336-5



**Impact Resistant Back**  
All models are standard with an impact resistant back cover, in Black only.





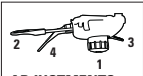









model 5337-6



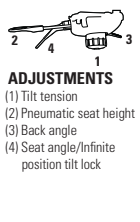



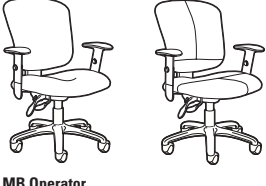
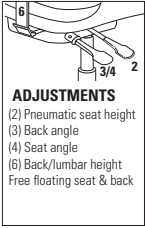


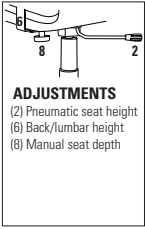



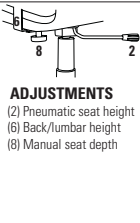



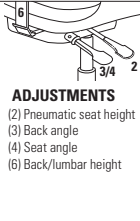

STANDARD FEATURES


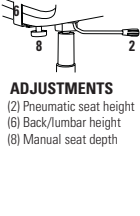


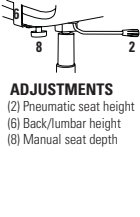


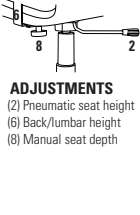

- Ergonomic office seating with height adjustable lumbar support.
- Control knobs on the outside of the back allow the adjustment of the lumbar support.
- An impact resistant outer back shell adds a distinctive look to this series and protects against damage.
- Standard with adjustable height forward swept arms (SC) with kidney shaped soft, durable, self-skinned urethane (SSU) armcaps that are warm to the touch.
- Base and frame are standard in Black only.
- Five prong, injection molded, fiberglass reinforced nylon Black spider base with dual wheel carpet casters (C65).
- Vari-Width (WA) width adjustable arm extensions are standard when chair is ordered with adjustable arms. Allows the arms to move away from the seat by 2" on each side to allow space if desired for broader hip widths.
- Upholstery options: fabric, vinyl or leather (except tamperproof models). Vinyl and leather models may feature stitch detail across the seat and/or back cushions, if applicable.

OPTIONAL FEATURES

- For hard surface flooring casters, please specify (C65R). Add \$21.
- For additional arm/caster options, please refer to the Arm and Caster section (page 347). *Optional casters may be priced higher than the standard casters for your chair and the difference will be charged. Lower priced optional casters will not be credited.*

| DESCRIPTION  | FEATURES  | MODEL #                   | STANDARD TEXTILE GRADES |   |                        |                  |                  |                        |              |      |      |      |      |      |  |  |
|--|---|---------------------------|-------------------------|---|------------------------|------------------|------------------|------------------------|--------------|------|------|------|------|------|--|--|
|  |   |                           | 1                       | 2   | 3                      | 4                | 5                | 6                      | 7            | 8    | 9    | 10   | 11   | 12   |  |  |
|   <p><b>Leather stitch detail</b></p> <p><b>HB Multi-Tilter</b><br/>COM: 1.5 YD   1.37 M<br/>Unit weight: 46 LB   20.9 KG<br/>Carton weight: 58 LB   26.31 KG<br/>Carton volume: 10.5 FT<sup>3</sup>   0.29 MT<sup>3</sup></p> <p><b>ADJUSTMENTS</b><br/>(1) Tilt tension<br/>(2) Pneumatic seat height<br/>(3) Back angle<br/>(4) Seat angle/Infinite position tilt lock</p> <p>Ergonomic features:<br/>A, B, C, D, E, G, H, M, N, Q, S</p>                       |    | <b>5333-3</b>             | 884                     | 932   | 973                    | 1019             | 1096             | 1166                   | 1237         | 1298 | 1375 | 1447 | 1544 | 1682 |  |  |
|  |   | <b>OVERALL DIMENSIONS</b> |                         |   | <b>SEAT DIMENSIONS</b> |                  |                  | <b>BACK DIMENSIONS</b> |              |      |      |      |      |      |  |  |
|  |   | <b>W</b>                  | <b>D</b>                | <b>H</b>  | <b>W</b>               | <b>D</b>         | <b>H</b>         | <b>W</b>               | <b>H</b>     |      |      |      |      |      |  |  |
|  |   | IN 26<br>MM 660           | 26.5<br>673             | 41<br>1041  | 20<br>508              | 19-20<br>483-508 | 16-21<br>406-533 | 18<br>457              | 23.5<br>597- |      |      |      |      |      |  |  |
|  |   |                           | <b>RTA 2</b>            |  | 1 per carton           |                  |                  |                        |              |      |      |      |      |      |  |  |
|   <p><b>Leather stitch detail</b></p> <p><b>HB Tilter</b><br/>COM: 1.5 YD   1.37 M<br/>Unit weight: 43 LB   19.5 KG<br/>Carton weight: 55 LB   24.95 KG<br/>Carton volume: 10.5 FT<sup>3</sup>   0.29 MT<sup>3</sup></p> <p><b>ADJUSTMENTS</b><br/>(1) Tilt tension<br/>(2) Pneumatic seat height<br/>(6) Back/lumbar height<br/>(9) Upright position tilt lock<br/>Center tilt action</p> <p>Ergonomic features:<br/>A, B, C, D, E, H, M, N, Q, S</p>           |  | <b>5333-4</b>             | 814                     | 862   | 903                    | 949              | 1026             | 1096                   | 1167         | 1228 | 1305 | 1377 | 1474 | 1612 |  |  |
|  |   | <b>OVERALL DIMENSIONS</b> |                         |   | <b>SEAT DIMENSIONS</b> |                  |                  | <b>BACK DIMENSIONS</b> |              |      |      |      |      |      |  |  |
|  |   | <b>W</b>                  | <b>D</b>                | <b>H</b>  | <b>W</b>               | <b>D</b>         | <b>H</b>         | <b>W</b>               | <b>H</b>     |      |      |      |      |      |  |  |
|  |   | IN 26<br>MM 660           | 25.5<br>648             | 41.5<br>1054  | 20<br>508              | 18-19<br>457-483 | 16-21<br>406-533 | 18<br>457              | 23<br>584    |      |      |      |      |      |  |  |
|  |   |                           | <b>RTA 2</b>            |  | 1 per carton           |                  |                  |                        |              |      |      |      |      |      |  |  |
|   <p><b>Leather stitch detail</b></p> <p><b>MB Synchro-Tilter</b><br/>COM: 1.25 YD   1.14 M<br/>Unit weight: 45 LB   20.5 KG<br/>Carton weight: 57 LB   25.85 KG<br/>Carton volume: 10.5 FT<sup>3</sup>   0.29 MT<sup>3</sup></p> <p><b>ADJUSTMENTS</b><br/>(1) Tilt tension<br/>(2) Pneumatic seat height<br/>(6) Back/lumbar height<br/>(9) Upright position tilt lock<br/>Synchro tilt action</p> <p>Ergonomic features:<br/>A, B, C, D, E, H, L, M, N, Q</p> |  | <b>5336-1</b>             | 938                     | 978   | 1012                   | 1051             | 1114             | 1173                   | 1232         | 1283 | 1347 | 1407 | 1488 | 1603 |  |  |
|  |   | <b>OVERALL DIMENSIONS</b> |                         |   | <b>SEAT DIMENSIONS</b> |                  |                  | <b>BACK DIMENSIONS</b> |              |      |      |      |      |      |  |  |
|  |   | <b>W</b>                  | <b>D</b>                | <b>H</b>  | <b>W</b>               | <b>D</b>         | <b>H</b>         | <b>W</b>               | <b>H</b>     |      |      |      |      |      |  |  |
|  |   | IN 26<br>MM 660           | 26.5<br>673             | 37.5<br>953   | 20<br>508              | 19-20<br>483-508 | 16-21<br>406-533 | 18<br>457              | 16.5<br>419  |      |      |      |      |      |  |  |
|  |   |                           | <b>RTA 2</b>            |  | 1 per carton           |                  |                  |                        |              |      |      |      |      |      |  |  |

| DESCRIPTION  | FEATURES  | MODEL #   | STANDARD TEXTILE GRADES   |     |     |     |     |     |       |      |      |        |      |      |  |     |     |     |     |     |      |           |           |      |         |         |   |  |  |  |  |  |   |   |    |      |     |     |
|--|---|---|---|-----|-----|-----|-----|-----|-------|------|------|--------|------|------|--|-----|-----|-----|-----|-----|------|-----------|-----------|------|---------|---------|---|--|--|--|--|--|---|---|----|------|-----|-----|
|  |   |   | 1   | 2   | 3   | 4   | 5   | 6   | 7     | 8    | 9    | 10     | 11   | 12   |  |     |     |     |     |     |      |           |           |      |         |         |   |  |  |  |  |  |   |   |    |      |     |     |
|  <p><b>MB Multi-Tilter</b><br/>COM: 1.25 YD   1.14 M<br/>Unit weight: 43 LB   19.5 KG<br/>Carton weight: 55 LB   24.95 KG<br/>Carton volume: 10.5 FT<sup>3</sup>   0.29 MT<sup>3</sup></p>      |    |  <p><b>ADJUSTMENTS</b><br/>(1) Tilt tension<br/>(2) Pneumatic seat height<br/>(3) Back angle<br/>(4) Seat angle/Infinite position tilt lock</p>  | <table border="1"> <tr> <td>5336-3</td><td>787</td><td>827</td><td>861</td><td>900</td><td>963</td><td>1022</td><td>1081</td><td>1132</td><td>1196</td><td>1256</td><td>1337</td><td>1452</td> </tr> </table> |     |     |     |     |     |       |      |      |        |      |      | 5336-3   | 787 | 827 | 861 | 900 | 963 | 1022 | 1081      | 1132      | 1196 | 1256    | 1337    | 1452  |  |  |  |  |  |   |   |    |      |     |     |
|  |   |   | 5336-3  | 787 | 827 | 861 | 900 | 963 | 1022  | 1081 | 1132 | 1196   | 1256 | 1337 | 1452   |     |     |     |     |     |      |           |           |      |         |         |   |  |  |  |  |  |   |   |    |      |     |     |
|  |   |   | <p><b>OVERALL DIMENSIONS</b></p> <table border="1"> <tr> <th>W</th><th>D</th><th>H</th> </tr> <tr> <td>IN 26</td><td>26.5</td><td>37.5</td> </tr> <tr> <td>MM 660</td><td>673</td><td>953</td> </tr> </table> |     |     | W   | D   | H   | IN 26 | 26.5 | 37.5 | MM 660 | 673  | 953  | <p><b>SEAT DIMENSIONS</b></p> <table border="1"> <tr> <th>W</th><th>D</th><th>H</th> </tr> <tr> <td>20</td><td>19-20</td><td>16-21</td> </tr> <tr> <td>508</td><td>483-508</td><td>406-533</td> </tr> </table>     |     |     | W   | D   | H   | 20   | 19-20     | 16-21     | 508  | 483-508 | 406-533 | <p><b>BACK DIMENSIONS</b></p> <table border="1"> <tr> <th>W</th><th>H</th> </tr> <tr> <td>18</td><td>19.5</td> </tr> <tr> <td>457</td><td>495</td> </tr> </table> |  |  |  |  |  | W | H | 18 | 19.5 | 457 | 495 |
|  |   |   | W   | D   | H   |     |     |     |       |      |      |        |      |      |  |     |     |     |     |     |      |           |           |      |         |         |   |  |  |  |  |  |   |   |    |      |     |     |
| IN 26  | 26.5  | 37.5  |   |     |     |     |     |     |       |      |      |        |      |      |  |     |     |     |     |     |      |           |           |      |         |         |   |  |  |  |  |  |   |   |    |      |     |     |
| MM 660   | 673   | 953   |   |     |     |     |     |     |       |      |      |        |      |      |  |     |     |     |     |     |      |           |           |      |         |         |   |  |  |  |  |  |   |   |    |      |     |     |
| W  | D   | H   |   |     |     |     |     |     |       |      |      |        |      |      |  |     |     |     |     |     |      |           |           |      |         |         |   |  |  |  |  |  |   |   |    |      |     |     |
| 20   | 19-20   | 16-21   |   |     |     |     |     |     |       |      |      |        |      |      |  |     |     |     |     |     |      |           |           |      |         |         |   |  |  |  |  |  |   |   |    |      |     |     |
| 508  | 483-508   | 406-533   |   |     |     |     |     |     |       |      |      |        |      |      |  |     |     |     |     |     |      |           |           |      |         |         |   |  |  |  |  |  |   |   |    |      |     |     |
| W  | H   |   |   |     |     |     |     |     |       |      |      |        |      |      |  |     |     |     |     |     |      |           |           |      |         |         |   |  |  |  |  |  |   |   |    |      |     |     |
| 18   | 19.5  |   |   |     |     |     |     |     |       |      |      |        |      |      |  |     |     |     |     |     |      |           |           |      |         |         |   |  |  |  |  |  |   |   |    |      |     |     |
| 457  | 495   |   |   |     |     |     |     |     |       |      |      |        |      |      |  |     |     |     |     |     |      |           |           |      |         |         |   |  |  |  |  |  |   |   |    |      |     |     |
| <p>Ergonomic features:<br/>A, B, C, D, E, G, H, M, N, Q, S</p>   |   |   | <p>RTA 2  1 per carton</p>   |     |     |     |     |     |       |      |      |        |      |      |  |     |     |     |     |     |      |           |           |      |         |         |   |  |  |  |  |  |   |   |    |      |     |     |
|  |   |   |   |     |     |     |     |     |       |      |      |        |      |      |  |     |     |     |     |     |      |           |           |      |         |         |   |  |  |  |  |  |   |   |    |      |     |     |
|  <p><b>MB Tilter</b><br/>COM: 1.25 YD   1.14 M<br/>Unit weight: 41 LB   18.6 KG<br/>Carton weight: 53 LB   24.04 KG<br/>Carton volume: 10.5 FT<sup>3</sup>   0.29 MT<sup>3</sup></p>            |    |  <p><b>ADJUSTMENTS</b><br/>(1) Tilt tension<br/>(2) Pneumatic seat height<br/>(6) Back/lumbar height<br/>(8) Manual seat depth<br/>(9) Upright position tilt lock<br/>Center tilt action</p> | <table border="1"> <tr> <td>5336-4</td><td>717</td><td>757</td><td>791</td><td>830</td><td>893</td><td>952</td><td>1011</td><td>1062</td><td>1126</td><td>1186</td><td>1267</td><td>1382</td> </tr> </table>  |     |     |     |     |     |       |      |      |        |      |      | 5336-4   | 717 | 757 | 791 | 830 | 893 | 952  | 1011      | 1062      | 1126 | 1186    | 1267    | 1382  |  |  |  |  |  |   |   |    |      |     |     |
|  |   |   | 5336-4  | 717 | 757 | 791 | 830 | 893 | 952   | 1011 | 1062 | 1126   | 1186 | 1267 | 1382   |     |     |     |     |     |      |           |           |      |         |         |   |  |  |  |  |  |   |   |    |      |     |     |
|  |   |   | <p><b>OVERALL DIMENSIONS</b></p> <table border="1"> <tr> <th>W</th><th>D</th><th>H</th> </tr> <tr> <td>IN 26</td><td>25.5</td><td>37.5</td> </tr> <tr> <td>MM 660</td><td>648</td><td>953</td> </tr> </table> |     |     | W   | D   | H   | IN 26 | 25.5 | 37.5 | MM 660 | 648  | 953  | <p><b>SEAT DIMENSIONS</b></p> <table border="1"> <tr> <th>W</th><th>D</th><th>H</th> </tr> <tr> <td>20</td><td>18-19</td><td>16-21</td> </tr> <tr> <td>508</td><td>457-483</td><td>406-533</td> </tr> </table>     |     |     | W   | D   | H   | 20   | 18-19     | 16-21     | 508  | 457-483 | 406-533 | <p><b>BACK DIMENSIONS</b></p> <table border="1"> <tr> <th>W</th><th>H</th> </tr> <tr> <td>18</td><td>19</td> </tr> <tr> <td>457</td><td>483</td> </tr> </table>   |  |  |  |  |  | W | H | 18 | 19   | 457 | 483 |
|  |   |   | W   | D   | H   |     |     |     |       |      |      |        |      |      |  |     |     |     |     |     |      |           |           |      |         |         |   |  |  |  |  |  |   |   |    |      |     |     |
| IN 26  | 25.5  | 37.5  |   |     |     |     |     |     |       |      |      |        |      |      |  |     |     |     |     |     |      |           |           |      |         |         |   |  |  |  |  |  |   |   |    |      |     |     |
| MM 660   | 648   | 953   |   |     |     |     |     |     |       |      |      |        |      |      |  |     |     |     |     |     |      |           |           |      |         |         |   |  |  |  |  |  |   |   |    |      |     |     |
| W  | D   | H   |   |     |     |     |     |     |       |      |      |        |      |      |  |     |     |     |     |     |      |           |           |      |         |         |   |  |  |  |  |  |   |   |    |      |     |     |
| 20   | 18-19   | 16-21   |   |     |     |     |     |     |       |      |      |        |      |      |  |     |     |     |     |     |      |           |           |      |         |         |   |  |  |  |  |  |   |   |    |      |     |     |
| 508  | 457-483   | 406-533   |   |     |     |     |     |     |       |      |      |        |      |      |  |     |     |     |     |     |      |           |           |      |         |         |   |  |  |  |  |  |   |   |    |      |     |     |
| W  | H   |   |   |     |     |     |     |     |       |      |      |        |      |      |  |     |     |     |     |     |      |           |           |      |         |         |   |  |  |  |  |  |   |   |    |      |     |     |
| 18   | 19  |   |   |     |     |     |     |     |       |      |      |        |      |      |  |     |     |     |     |     |      |           |           |      |         |         |   |  |  |  |  |  |   |   |    |      |     |     |
| 457  | 483   |   |   |     |     |     |     |     |       |      |      |        |      |      |  |     |     |     |     |     |      |           |           |      |         |         |   |  |  |  |  |  |   |   |    |      |     |     |
| <p>Ergonomic features:<br/>A, B, C, D, E, H, M, N, Q, S</p>  |   |   | <p>RTA 2  1 per carton</p>   |     |     |     |     |     |       |      |      |        |      |      |  |     |     |     |     |     |      |           |           |      |         |         |   |  |  |  |  |  |   |   |    |      |     |     |
|  |   |   |   |     |     |     |     |     |       |      |      |        |      |      |  |     |     |     |     |     |      |           |           |      |         |         |   |  |  |  |  |  |   |   |    |      |     |     |
|  <p><b>MB Operator</b><br/>COM: 1.25 YD   1.14 M<br/>Unit weight: 40 LB   18.2 KG<br/>Carton weight: 49 LB   22.23 KG<br/>Carton volume: 9.25 FT<sup>3</sup>   0.26 MT<sup>3</sup></p>          |    |  <p><b>ADJUSTMENTS</b><br/>(2) Pneumatic seat height<br/>(3) Back angle<br/>(4) Seat angle<br/>(6) Back/lumbar height<br/>Free floating seat &amp; back</p>                                  | <table border="1"> <tr> <td>5336-5</td><td>724</td><td>764</td><td>798</td><td>837</td><td>900</td><td>959</td><td>1018</td><td>1069</td><td>1133</td><td>1193</td><td>1274</td><td>1389</td> </tr> </table>  |     |     |     |     |     |       |      |      |        |      |      | 5336-5   | 724 | 764 | 798 | 837 | 900 | 959  | 1018      | 1069      | 1133 | 1193    | 1274    | 1389  |  |  |  |  |  |   |   |    |      |     |     |
|  |   |   | 5336-5  | 724 | 764 | 798 | 837 | 900 | 959   | 1018 | 1069 | 1133   | 1193 | 1274 | 1389   |     |     |     |     |     |      |           |           |      |         |         |   |  |  |  |  |  |   |   |    |      |     |     |
|  |   |   | <p><b>OVERALL DIMENSIONS</b></p> <table border="1"> <tr> <th>W</th><th>D</th><th>H</th> </tr> <tr> <td>IN 26</td><td>27.5</td><td>37.5</td> </tr> <tr> <td>MM 660</td><td>699</td><td>953</td> </tr> </table> |     |     | W   | D   | H   | IN 26 | 27.5 | 37.5 | MM 660 | 699  | 953  | <p><b>SEAT DIMENSIONS</b></p> <table border="1"> <tr> <th>W</th><th>D</th><th>H</th> </tr> <tr> <td>20</td><td>18</td><td>16.5-21.5</td> </tr> <tr> <td>508</td><td>457</td><td>419-546</td> </tr> </table>        |     |     | W   | D   | H   | 20   | 18        | 16.5-21.5 | 508  | 457     | 419-546 | <p><b>BACK DIMENSIONS</b></p> <table border="1"> <tr> <th>W</th><th>H</th> </tr> <tr> <td>18</td><td>18</td> </tr> <tr> <td>457</td><td>457</td> </tr> </table>   |  |  |  |  |  | W | H | 18 | 18   | 457 | 457 |
|  |   |   | W   | D   | H   |     |     |     |       |      |      |        |      |      |  |     |     |     |     |     |      |           |           |      |         |         |   |  |  |  |  |  |   |   |    |      |     |     |
| IN 26  | 27.5  | 37.5  |   |     |     |     |     |     |       |      |      |        |      |      |  |     |     |     |     |     |      |           |           |      |         |         |   |  |  |  |  |  |   |   |    |      |     |     |
| MM 660   | 699   | 953   |   |     |     |     |     |     |       |      |      |        |      |      |  |     |     |     |     |     |      |           |           |      |         |         |   |  |  |  |  |  |   |   |    |      |     |     |
| W  | D   | H   |   |     |     |     |     |     |       |      |      |        |      |      |  |     |     |     |     |     |      |           |           |      |         |         |   |  |  |  |  |  |   |   |    |      |     |     |
| 20   | 18  | 16.5-21.5   |   |     |     |     |     |     |       |      |      |        |      |      |  |     |     |     |     |     |      |           |           |      |         |         |   |  |  |  |  |  |   |   |    |      |     |     |
| 508  | 457   | 419-546   |   |     |     |     |     |     |       |      |      |        |      |      |  |     |     |     |     |     |      |           |           |      |         |         |   |  |  |  |  |  |   |   |    |      |     |     |
| W  | H   |   |   |     |     |     |     |     |       |      |      |        |      |      |  |     |     |     |     |     |      |           |           |      |         |         |   |  |  |  |  |  |   |   |    |      |     |     |
| 18   | 18  |   |   |     |     |     |     |     |       |      |      |        |      |      |  |     |     |     |     |     |      |           |           |      |         |         |   |  |  |  |  |  |   |   |    |      |     |     |
| 457  | 457   |   |   |     |     |     |     |     |       |      |      |        |      |      |  |     |     |     |     |     |      |           |           |      |         |         |   |  |  |  |  |  |   |   |    |      |     |     |
| <p>Ergonomic features:<br/>C, D, E, F, G, H, M, N, Q, S</p>  |   |   | <p>RTA 2  1 per carton</p>   |     |     |     |     |     |       |      |      |        |      |      |  |     |     |     |     |     |      |           |           |      |         |         |   |  |  |  |  |  |   |   |    |      |     |     |
|  |   |   |   |     |     |     |     |     |       |      |      |        |      |      |  |     |     |     |     |     |      |           |           |      |         |         |   |  |  |  |  |  |   |   |    |      |     |     |
|  <p><b>MB Task</b><br/>COM: 1.25 YD   1.14 M<br/>Unit weight: 33 LB   15 KG<br/>Carton weight: 39 LB   17.69 KG<br/>Carton volume: 6.75 FT<sup>3</sup>   0.19 MT<sup>3</sup></p>              |  |  <p><b>ADJUSTMENTS</b><br/>(2) Pneumatic seat height<br/>(6) Back/lumbar height<br/>(8) Manual seat depth</p>  | <table border="1"> <tr> <td>5336-6</td><td>597</td><td>637</td><td>671</td><td>710</td><td>773</td><td>832</td><td>891</td><td>942</td><td>1006</td><td>1066</td><td>1147</td><td>1262</td> </tr> </table>    |     |     |     |     |     |       |      |      |        |      |      | 5336-6   | 597 | 637 | 671 | 710 | 773 | 832  | 891       | 942       | 1006 | 1066    | 1147    | 1262  |  |  |  |  |  |   |   |    |      |     |     |
|  |   |   | 5336-6  | 597 | 637 | 671 | 710 | 773 | 832   | 891  | 942  | 1006   | 1066 | 1147 | 1262   |     |     |     |     |     |      |           |           |      |         |         |   |  |  |  |  |  |   |   |    |      |     |     |
|  |   |   | <p><b>OVERALL DIMENSIONS</b></p> <table border="1"> <tr> <th>W</th><th>D</th><th>H</th> </tr> <tr> <td>IN 26</td><td>25</td><td>38.5</td> </tr> <tr> <td>MM 660</td><td>635</td><td>978</td> </tr> </table>   |     |     | W   | D   | H   | IN 26 | 25   | 38.5 | MM 660 | 635  | 978  | <p><b>SEAT DIMENSIONS</b></p> <table border="1"> <tr> <th>W</th><th>D</th><th>H</th> </tr> <tr> <td>20</td><td>18.5-19.5</td><td>17-22</td> </tr> <tr> <td>508</td><td>470-495</td><td>432-559</td> </tr> </table> |     |     | W   | D   | H   | 20   | 18.5-19.5 | 17-22     | 508  | 470-495 | 432-559 | <p><b>BACK DIMENSIONS</b></p> <table border="1"> <tr> <th>W</th><th>H</th> </tr> <tr> <td>18</td><td>19</td> </tr> <tr> <td>457</td><td>483</td> </tr> </table>   |  |  |  |  |  | W | H | 18 | 19   | 457 | 483 |
|  |   |   | W   | D   | H   |     |     |     |       |      |      |        |      |      |  |     |     |     |     |     |      |           |           |      |         |         |   |  |  |  |  |  |   |   |    |      |     |     |
| IN 26  | 25  | 38.5  |   |     |     |     |     |     |       |      |      |        |      |      |  |     |     |     |     |     |      |           |           |      |         |         |   |  |  |  |  |  |   |   |    |      |     |     |
| MM 660   | 635   | 978   |   |     |     |     |     |     |       |      |      |        |      |      |  |     |     |     |     |     |      |           |           |      |         |         |   |  |  |  |  |  |   |   |    |      |     |     |
| W  | D   | H   |   |     |     |     |     |     |       |      |      |        |      |      |  |     |     |     |     |     |      |           |           |      |         |         |   |  |  |  |  |  |   |   |    |      |     |     |
| 20   | 18.5-19.5   | 17-22   |   |     |     |     |     |     |       |      |      |        |      |      |  |     |     |     |     |     |      |           |           |      |         |         |   |  |  |  |  |  |   |   |    |      |     |     |
| 508  | 470-495   | 432-559   |   |     |     |     |     |     |       |      |      |        |      |      |  |     |     |     |     |     |      |           |           |      |         |         |   |  |  |  |  |  |   |   |    |      |     |     |
| W  | H   |   |   |     |     |     |     |     |       |      |      |        |      |      |  |     |     |     |     |     |      |           |           |      |         |         |   |  |  |  |  |  |   |   |    |      |     |     |
| 18   | 19  |   |   |     |     |     |     |     |       |      |      |        |      |      |  |     |     |     |     |     |      |           |           |      |         |         |   |  |  |  |  |  |   |   |    |      |     |     |
| 457  | 483   |   |   |     |     |     |     |     |       |      |      |        |      |      |  |     |     |     |     |     |      |           |           |      |         |         |   |  |  |  |  |  |   |   |    |      |     |     |
| <p>Ergonomic features:<br/>C, D, E, H, M, N, Q</p>   |   |   | <p>RTA 1  1 per carton</p>   |     |     |     |     |     |       |      |      |        |      |      |  |     |     |     |     |     |      |           |           |      |         |         |   |  |  |  |  |  |   |   |    |      |     |     |
|  |   |   |   |     |     |     |     |     |       |      |      |        |      |      |  |     |     |     |     |     |      |           |           |      |         |         |   |  |  |  |  |  |   |   |    |      |     |     |
|  <p><b>MB Operator Armless</b><br/>COM: 1.25 YD   1.14 M<br/>Unit weight: 34 LB   15.5 KG<br/>Carton weight: 43 LB   19.5 KG<br/>Carton volume: 9.25 FT<sup>3</sup>   0.26 MT<sup>3</sup></p> |  |  <p><b>ADJUSTMENTS</b><br/>(2) Pneumatic seat height<br/>(3) Back angle<br/>(4) Seat angle<br/>(6) Back/lumbar height</p>  | <table border="1"> <tr> <td>5337-5</td><td>606</td><td>646</td><td>680</td><td>719</td><td>782</td><td>841</td><td>900</td><td>951</td><td>1015</td><td>1075</td><td>1156</td><td>1271</td> </tr> </table>    |     |     |     |     |     |       |      |      |        |      |      | 5337-5   | 606 | 646 | 680 | 719 | 782 | 841  | 900       | 951       | 1015 | 1075    | 1156    | 1271  |  |  |  |  |  |   |   |    |      |     |     |
|  |   |   | 5337-5  | 606 | 646 | 680 | 719 | 782 | 841   | 900  | 951  | 1015   | 1075 | 1156 | 1271   |     |     |     |     |     |      |           |           |      |         |         |   |  |  |  |  |  |   |   |    |      |     |     |
|  |   |   | <p><b>OVERALL DIMENSIONS</b></p> <table border="1"> <tr> <th>W</th><th>D</th><th>H</th> </tr> <tr> <td>IN 20</td><td>27.5</td><td>37.5</td> </tr> <tr> <td>MM 508</td><td>699</td><td>953</td> </tr> </table> |     |     | W   | D   | H   | IN 20 | 27.5 | 37.5 | MM 508 | 699  | 953  | <p><b>SEAT DIMENSIONS</b></p> <table border="1"> <tr> <th>W</th><th>D</th><th>H</th> </tr> <tr> <td>20</td><td>17</td><td>16.5-21.5</td> </tr> <tr> <td>508</td><td>432</td><td>419-546</td> </tr> </table>        |     |     | W   | D   | H   | 20   | 17        | 16.5-21.5 | 508  | 432     | 419-546 | <p><b>BACK DIMENSIONS</b></p> <table border="1"> <tr> <th>W</th><th>H</th> </tr> <tr> <td>18</td><td>18</td> </tr> <tr> <td>457</td><td>457</td> </tr> </table>   |  |  |  |  |  | W | H | 18 | 18   | 457 | 457 |
|  |   |   | W   | D   | H   |     |     |     |       |      |      |        |      |      |  |     |     |     |     |     |      |           |           |      |         |         |   |  |  |  |  |  |   |   |    |      |     |     |
| IN 20  | 27.5  | 37.5  |   |     |     |     |     |     |       |      |      |        |      |      |  |     |     |     |     |     |      |           |           |      |         |         |   |  |  |  |  |  |   |   |    |      |     |     |
| MM 508   | 699   | 953   |   |     |     |     |     |     |       |      |      |        |      |      |  |     |     |     |     |     |      |           |           |      |         |         |   |  |  |  |  |  |   |   |    |      |     |     |
| W  | D   | H   |   |     |     |     |     |     |       |      |      |        |      |      |  |     |     |     |     |     |      |           |           |      |         |         |   |  |  |  |  |  |   |   |    |      |     |     |
| 20   | 17  | 16.5-21.5   |   |     |     |     |     |     |       |      |      |        |      |      |  |     |     |     |     |     |      |           |           |      |         |         |   |  |  |  |  |  |   |   |    |      |     |     |
| 508  | 432   | 419-546   |   |     |     |     |     |     |       |      |      |        |      |      |  |     |     |     |     |     |      |           |           |      |         |         |   |  |  |  |  |  |   |   |    |      |     |     |
| W  | H   |   |   |     |     |     |     |     |       |      |      |        |      |      |  |     |     |     |     |     |      |           |           |      |         |         |   |  |  |  |  |  |   |   |    |      |     |     |
| 18   | 18  |   |   |     |     |     |     |     |       |      |      |        |      |      |  |     |     |     |     |     |      |           |           |      |         |         |   |  |  |  |  |  |   |   |    |      |     |     |
| 457  | 457   |   |   |     |     |     |     |     |       |      |      |        |      |      |  |     |     |     |     |     |      |           |           |      |         |         |   |  |  |  |  |  |   |   |    |      |     |     |
| <p>Ergonomic features:<br/>C, D, E, F, G, M, N, S</p>  |   |   | <p>RTA 2  1 per carton</p>   |     |     |     |     |     |       |      |      |        |      |      |  |     |     |     |     |     |      |           |           |      |         |         |   |  |  |  |  |  |   |   |    |      |     |     |
|  |   |   |   |     |     |     |     |     |       |      |      |        |      |      |  |     |     |     |     |     |      |           |           |      |         |         |   |  |  |  |  |  |   |   |    |      |     |     |

| DESCRIPTION   | FEATURES   | MODEL #                   | STANDARD TEXTILE GRADES |   |                        |                      |                      |                        |      |           |      |      |      |      |
|---|--|---------------------------|-------------------------|---|------------------------|----------------------|----------------------|------------------------|------|-----------|------|------|------|------|
|   |  |                           | 1                       | 2   | 3                      | 4                    | 5                    | 6                      | 7    | 8         | 9    | 10   | 11   | 12   |
|  <p><b>MB Task Armless</b><br/>COM: 1.25 YD   1.14 M<br/>Unit weight: 27 LB   12.3 KG<br/>Carton weight: 30 LB   13.61 KG<br/>Carton volume: 6.75 FT³   0.19 MT³</p> <p>Leather stitch detail</p>                        |  <p><b>ADJUSTMENTS</b><br/>(2) Pneumatic seat height<br/>(6) Back/lumbar height<br/>(8) Manual seat depth</p> <p>Ergonomic features:<br/>C, D, E, M, N, Q</p> | <b>5337-6</b>             | 472                     | 512   | 546                    | 585                  | 648                  | 707                    | 766  | 817       | 881  | 941  | 1022 | 1137 |
|   |  | <b>OVERALL DIMENSIONS</b> |                         |   | <b>SEAT DIMENSIONS</b> |                      |                      | <b>BACK DIMENSIONS</b> |      |           |      |      |      |      |
|   |  | <b>W</b>                  | <b>D</b>                | <b>H</b>  | <b>W</b>               | <b>D</b>             | <b>H</b>             | <b>W</b>               |      | <b>H</b>  |      |      |      |      |
|   |  | IN 20<br>MM 508           | 25<br>635               | 38.5<br>978   | 20<br>508              | 18.5-19.5<br>470-495 | 17-22<br>432-559     | 18<br>457              |      | 19<br>483 |      |      |      |      |
|   |  |                           | <b>RTA 1</b>            |    | 1 per carton           |                      |                      |                        |      |           |      |      |      |      |
|  <p><b>Height Adjustable Stool - Task</b><br/>COM: 1.25 YD   1.14 M<br/>Unit weight: 36 LB   16.4 KG<br/>Carton weight: 42 LB   19.05 KG<br/>Carton volume: 6.75 FT³   0.19 MT³</p> <p>Leather stitch detail</p>         |  <p><b>ADJUSTMENTS</b><br/>(2) Pneumatic seat height<br/>(6) Back/lumbar height<br/>(8) Manual seat depth</p> <p>Ergonomic features:<br/>C, E, H, M, N, Q</p> | <b>5338-6</b>             | 858                     | 898   | 932                    | 971                  | 1034                 | 1093                   | 1152 | 1203      | 1267 | 1327 | 1408 | 1523 |
|   |  | <b>OVERALL DIMENSIONS</b> |                         |   | <b>SEAT DIMENSIONS</b> |                      |                      | <b>BACK DIMENSIONS</b> |      |           |      |      |      |      |
|   |  | <b>W</b>                  | <b>D</b>                | <b>H</b>  | <b>W</b>               | <b>D</b>             | <b>H</b>             | <b>W</b>               |      | <b>H</b>  |      |      |      |      |
|   |  | IN 26<br>MM 660           | 25<br>635               | 46.5<br>1181  | 20<br>508              | 18.5-19.5<br>470-495 | 23.5-33.5<br>597-851 | 18<br>457              |      | 19<br>483 |      |      |      |      |
|   |  |                           | <b>RTA 1</b>            |    | 1 per carton           |                      |                      |                        |      |           |      |      |      |      |
|  <p><b>Height Adjustable Stool - Task Armless</b><br/>COM: 1.25 YD   1.14 M<br/>Unit weight: 30 LB   13.6 KG<br/>Carton weight: 36 LB   16.33 KG<br/>Carton volume: 6.75 FT³   0.19 MT³</p> <p>Leather stitch detail</p> |  <p><b>ADJUSTMENTS</b><br/>(2) Pneumatic seat height<br/>(6) Back/lumbar height<br/>(8) Manual seat depth</p> <p>Ergonomic features:<br/>C, E, M, N</p>      | <b>5339-6</b>             | 761                     | 801   | 835                    | 874                  | 937                  | 996                    | 1055 | 1106      | 1170 | 1230 | 1311 | 1426 |
|   |  | <b>OVERALL DIMENSIONS</b> |                         |   | <b>SEAT DIMENSIONS</b> |                      |                      | <b>BACK DIMENSIONS</b> |      |           |      |      |      |      |
|   |  | <b>W</b>                  | <b>D</b>                | <b>H</b>  | <b>W</b>               | <b>D</b>             | <b>H</b>             | <b>W</b>               |      | <b>H</b>  |      |      |      |      |
|   |  | IN 20<br>MM 508           | 25<br>635               | 46.5<br>1181  | 20<br>508              | 18.5-19.5<br>470-495 | 23.5-33.5<br>597-851 | 18<br>457              |      | 19<br>483 |      |      |      |      |
|   |  |                           | <b>RTA 1</b>            |  | 1 per carton           |                      |                      |                        |      |           |      |      |      |      |

SYNOPSIS



model 5080-3



model 5080-3




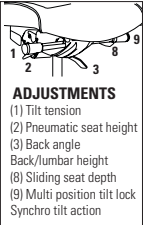



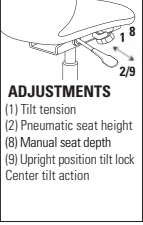

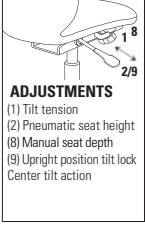

model 5091-4




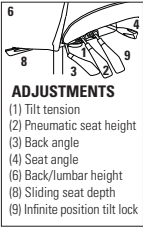


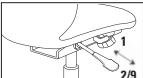


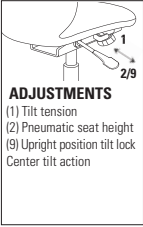

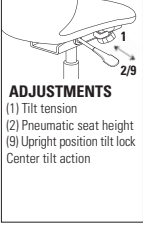
STANDARD FEATURES


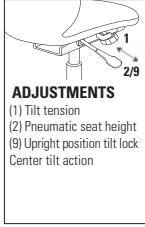

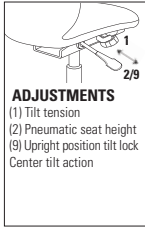

- A compound curved back adds a distinct look while maximizing comfort.
- Ratchet style back height and pneumatic seat height adjustments are standard on select models.
- Fixed height, impact and scuff resistant curved arms with urethane armcaps are standard on models 5090-4, 5091-4 and 5092.
- Standard with adjustable height T-arms with teardrop shaped urethane armcaps (3B).
- Vari-Width (WA) width adjustable arm extensions are standard when chair is ordered with adjustable arms. Allows the arms to move away from the seat by 2" on each side to allow space if desired for broader hip widths.
- Multi-tilters feature a Black impact resistant outer back shell. Height adjustable stools have a plastic back panel. All other models feature a fully upholstered outer back.
- Sliding seat depth on multi-tilters and synchro-tilters can be adjusted with a lever on the side of the chair.
- All models (except armchair) are standard with a five prong, injection molded base with dual wheel carpet casters (C65).
- Base and arms are available in Black only.
- Pedestal base models provide fixed location seating for use in auditoriums, classrooms, jury boxes, public venues and more. The base must be mounted to the floor (mounting hardware not included). See Pedestal Base Installation Guide on website for details.
- Upholstery options: fabric, vinyl or leather. Vinyl and leather models may feature stitch detail across the seat and/or back cushions, if applicable.

OPTIONAL FEATURES

- For hard surface flooring casters, please specify (C65R). Add \$21.
- For additional arm/caster options, please refer to the Arm and Caster section (page 347). *Optional casters may be priced higher than the standard casters for your chair and the difference will be charged. Lower priced optional casters will not be credited.*
- Pedestal base models have Black bases with 2" height adjustable cylinders, please specify: (SH) Swivel, auto return to max height. No upcharge. (SN) Non-swivel, auto return to max height. Add \$16. (SC) Swivel, auto return to center and return to max height. Add \$26.

| DESCRIPTION  | FEATURES   | MODEL #                   | STANDARD TEXTILE GRADES   |              |                        |           |           |                        |          |      |      |      |      |      |
|--|--|---------------------------|---|--------------|------------------------|-----------|-----------|------------------------|----------|------|------|------|------|------|
|  |  |                           | 1   | 2            | 3                      | 4         | 5         | 6                      | 7        | 8    | 9    | 10   | 11   | 12   |
|  <p><b>HB Synchro-Tilter T Arm</b><br/>COM: 2 YD   1.83 M<br/>Unit weight: 55 LB   25 KG<br/>Carton weight: 65 LB   29.48 KG<br/>Carton volume: 14.25 FT<sup>3</sup>   0.4 MT<sup>3</sup></p>  |  <p><b>ADJUSTMENTS</b><br/>(1) Tilt tension<br/>(2) Pneumatic seat height<br/>(3) Back angle<br/>Back/lumbar height<br/>(6) Sliding seat depth<br/>(9) Multi position tilt lock<br/>Synchro tilt action</p>    | <b>5080-0</b>             | 1129  | 1193         | 1247                   | 1309      | 1411      | 1505                   | 1599     | 1681 | 1783 | 1879 | 2009 | 2193 |
|  |  | <b>OVERALL DIMENSIONS</b> |   |              | <b>SEAT DIMENSIONS</b> |           |           | <b>BACK DIMENSIONS</b> |          |      |      |      |      |      |
|  |  | <b>W</b>                  | <b>D</b>  | <b>H</b>     | <b>W</b>               | <b>D</b>  | <b>H</b>  | <b>W</b>               | <b>H</b> |      |      |      |      |      |
|  |  | IN 24                     | 25  | 46           | 19.5                   | 18-21     | 17-22     | 19                     | 26-28.5  |      |      |      |      |      |
| MM 610   | 635  | 1168                      | 495   | 457-533      | 432-559                | 483       | 660-724   |                        |          |      |      |      |      |      |
|  |  | <b>RTA 1</b>              |  | 1 per carton |                        |           |           |                        |          |      |      |      |      |      |
|  <p><b>HB Multi-Tilter T Arm</b><br/>COM: 2 YD   1.83 M<br/>Unit weight: 57 LB   25.9 KG<br/>Carton weight: 67 LB   30.39 KG<br/>Carton volume: 14.25 FT<sup>3</sup>   0.4 MT<sup>3</sup></p> |  <p><b>ADJUSTMENTS</b><br/>(1) Tilt tension<br/>(2) Pneumatic seat height<br/>(3) Back angle<br/>(4) Seat angle<br/>(6) Back/lumbar height<br/>(8) Sliding seat depth<br/>(9) Infinite position tilt lock</p> | <b>5080-3</b>             | 1129  | 1193         | 1247                   | 1309      | 1411      | 1505                   | 1599     | 1681 | 1783 | 1879 | 2009 | 2193 |
|  |  | <b>OVERALL DIMENSIONS</b> |   |              | <b>SEAT DIMENSIONS</b> |           |           | <b>BACK DIMENSIONS</b> |          |      |      |      |      |      |
|  |  | <b>W</b>                  | <b>D</b>  | <b>H</b>     | <b>W</b>               | <b>D</b>  | <b>H</b>  | <b>W</b>               | <b>H</b> |      |      |      |      |      |
|  |  | IN 24                     | 25  | 46           | 19.5                   | 18-21     | 17-22     | 19                     | 26-28.5  |      |      |      |      |      |
| MM 610   | 635  | 1168                      | 495   | 457-533      | 432-559                | 483       | 660-724   |                        |          |      |      |      |      |      |
|  |  | <b>RTA 1</b>              |  | 1 per carton |                        |           |           |                        |          |      |      |      |      |      |
|  <p><b>HB Tilter T Arm</b><br/>COM: 2 YD   1.83 M<br/>Unit weight: 38 LB   17.3 KG<br/>Carton weight: 45 LB   20.41 KG<br/>Carton volume: 9.75 FT<sup>3</sup>   0.27 MT<sup>3</sup></p>       |  <p><b>ADJUSTMENTS</b><br/>(1) Tilt tension<br/>(2) Pneumatic seat height<br/>(8) Manual seat depth<br/>(9) Upright position tilt lock<br/>Center tilt action</p>   | <b>5080-4</b>             | 1041  | 1105         | 1159                   | 1221      | 1323      | 1417                   | 1511     | 1593 | 1695 | 1791 | 1921 | 2105 |
|  |  | <b>OVERALL DIMENSIONS</b> |   |              | <b>SEAT DIMENSIONS</b> |           |           | <b>BACK DIMENSIONS</b> |          |      |      |      |      |      |
|  |  | <b>W</b>                  | <b>D</b>  | <b>H</b>     | <b>W</b>               | <b>D</b>  | <b>H</b>  | <b>W</b>               | <b>H</b> |      |      |      |      |      |
|  |  | IN 24.5                   | 26.5  | 43.5         | 19.5                   | 18.5-19.5 | 16.5-21.5 | 19                     | 25.5     |      |      |      |      |      |
| MM 622   | 673  | 1105                      | 495   | 470-495      | 419-546                | 483       | 648       |                        |          |      |      |      |      |      |
|  |  | <b>RTA 2</b>              |  | 1 per carton |                        |           |           |                        |          |      |      |      |      |      |

| DESCRIPTION   | FEATURES   | MODEL #   | STANDARD TEXTILE GRADES  |      |      |                 |           |           |                 |         |      |      |    |    |                    |   |   |                 |   |   |                 |    |    |          |      |      |      |      |      |      |      |         |      |      |      |           |           |    |         |        |     |      |     |         |         |     |         |
|---|--|---|--|------|------|-----------------|-----------|-----------|-----------------|---------|------|------|----|----|--------------------|---|---|-----------------|---|---|-----------------|----|----|----------|------|------|------|------|------|------|------|---------|------|------|------|-----------|-----------|----|---------|--------|-----|------|-----|---------|---------|-----|---------|
|   |  |   | 1  | 2    | 3    | 4               | 5         | 6         | 7               | 8       | 9    | 10   | 11 | 12 |                    |   |   |                 |   |   |                 |    |    |          |      |      |      |      |      |      |      |         |      |      |      |           |           |    |         |        |     |      |     |         |         |     |         |
|  <p><b>MB Synchro-Tilter T Arm</b><br/>COM: 1.75 YD   1.6 M<br/>Unit weight: 53 LB   24.1 KG<br/>Carton weight: 62 LB   28.12 KG<br/>Carton volume: 14.25 FT<sup>3</sup>   0.4 MT<sup>3</sup></p>  |  <p><b>ADJUSTMENTS</b><br/>(1) Tilt tension<br/>(2) Pneumatic seat height<br/>(3) Back angle<br/>(8) Back/lumbar height<br/>(9) Sliding seat depth<br/>(9) Multi position tilt lock<br/>Synchro tilt action</p> | <p>Ergonomic features:<br/>A, B, C, D, E, G, H, L, H, M, N, Q, U,</p> | <table border="1"> <thead> <tr> <th colspan="3">OVERALL DIMENSIONS</th> <th colspan="3">SEAT DIMENSIONS</th> <th colspan="3">BACK DIMENSIONS</th> </tr> <tr> <th>W</th><th>D</th><th>H</th> <th>W</th><th>D</th><th>H</th> <th>W</th><th>H</th> </tr> </thead> <tbody> <tr> <td>IN 24</td><td>25</td><td>42</td> <td>19.5</td><td>18-21</td><td>17-22</td> <td>19</td><td>22-24.5</td> </tr> <tr> <td>MM 610</td><td>635</td><td>1067</td> <td>495</td><td>457-533</td><td>432-559</td> <td>483</td><td>559-622</td> </tr> </tbody> </table>               |      |      |                 |           |           |                 |         |      |      |    |    | OVERALL DIMENSIONS |   |   | SEAT DIMENSIONS |   |   | BACK DIMENSIONS |    |    | W        | D    | H    | W    | D    | H    | W    | H    | IN 24   | 25   | 42   | 19.5 | 18-21     | 17-22     | 19 | 22-24.5 | MM 610 | 635 | 1067 | 495 | 457-533 | 432-559 | 483 | 559-622 |
|   |  |   | OVERALL DIMENSIONS   |      |      | SEAT DIMENSIONS |           |           | BACK DIMENSIONS |         |      |      |    |    |                    |   |   |                 |   |   |                 |    |    |          |      |      |      |      |      |      |      |         |      |      |      |           |           |    |         |        |     |      |     |         |         |     |         |
|   |  |   | W  | D    | H    | W               | D         | H         | W               | H       |      |      |    |    |                    |   |   |                 |   |   |                 |    |    |          |      |      |      |      |      |      |      |         |      |      |      |           |           |    |         |        |     |      |     |         |         |     |         |
|   |  |   | IN 24  | 25   | 42   | 19.5            | 18-21     | 17-22     | 19              | 22-24.5 |      |      |    |    |                    |   |   |                 |   |   |                 |    |    |          |      |      |      |      |      |      |      |         |      |      |      |           |           |    |         |        |     |      |     |         |         |     |         |
|   |  |   | MM 610   | 635  | 1067 | 495             | 457-533   | 432-559   | 483             | 559-622 |      |      |    |    |                    |   |   |                 |   |   |                 |    |    |          |      |      |      |      |      |      |      |         |      |      |      |           |           |    |         |        |     |      |     |         |         |     |         |
| <p><b>RTA 1</b>  1 per carton</p>  |  |   |  |      |      |                 |           |           |                 |         |      |      |    |    |                    |   |   |                 |   |   |                 |    |    |          |      |      |      |      |      |      |      |         |      |      |      |           |           |    |         |        |     |      |     |         |         |     |         |
| <table border="1"> <thead> <tr> <th>1</th><th>2</th><th>3</th><th>4</th><th>5</th><th>6</th><th>7</th><th>8</th><th>9</th><th>10</th><th>11</th><th>12</th> </tr> </thead> <tbody> <tr> <td>5081-0</td><td>1073</td><td>1129</td><td>1176</td><td>1231</td><td>1320</td><td>1402</td><td>1484</td><td>1556</td><td>1645</td><td>1729</td><td>1843</td><td>2004</td> </tr> </tbody> </table>   |  |   |  |      |      |                 |           |           |                 |         |      | 1    | 2  | 3  | 4                  | 5 | 6 | 7               | 8 | 9 | 10              | 11 | 12 | 5081-0   | 1073 | 1129 | 1176 | 1231 | 1320 | 1402 | 1484 | 1556    | 1645 | 1729 | 1843 | 2004      |           |    |         |        |     |      |     |         |         |     |         |
| 1   | 2  | 3   | 4  | 5    | 6    | 7               | 8         | 9         | 10              | 11      | 12   |      |    |    |                    |   |   |                 |   |   |                 |    |    |          |      |      |      |      |      |      |      |         |      |      |      |           |           |    |         |        |     |      |     |         |         |     |         |
| 5081-0  | 1073   | 1129  | 1176   | 1231 | 1320 | 1402            | 1484      | 1556      | 1645            | 1729    | 1843 | 2004 |    |    |                    |   |   |                 |   |   |                 |    |    |          |      |      |      |      |      |      |      |         |      |      |      |           |           |    |         |        |     |      |     |         |         |     |         |
| <p><b>RTA 1</b>  1 per carton</p>  |  |   |  |      |      |                 |           |           |                 |         |      |      |    |    |                    |   |   |                 |   |   |                 |    |    |          |      |      |      |      |      |      |      |         |      |      |      |           |           |    |         |        |     |      |     |         |         |     |         |
|  <p><b>MB Multi-Tilter T Arm</b><br/>COM: 1.75 YD   1.6 M<br/>Unit weight: 55 LB   25 KG<br/>Carton weight: 64 LB   29.03 KG<br/>Carton volume: 14.25 FT<sup>3</sup>   0.4 MT<sup>3</sup></p>  |  <p><b>ADJUSTMENTS</b><br/>(1) Tilt tension<br/>(2) Pneumatic seat height<br/>(3) Back angle<br/>(4) Seat angle<br/>(6) Back/lumbar height<br/>(8) Sliding seat depth<br/>(9) Infinite position tilt lock</p>   | <p>Ergonomic features:<br/>A, B, C, D, E, F, G, H, M, N, Q, S</p>     | <table border="1"> <thead> <tr> <th colspan="3">OVERALL DIMENSIONS</th> <th colspan="3">SEAT DIMENSIONS</th> <th colspan="3">BACK DIMENSIONS</th> </tr> <tr> <th>W</th><th>D</th><th>H</th> <th>W</th><th>D</th><th>H</th> <th>W</th><th>H</th> </tr> </thead> <tbody> <tr> <td>IN 24</td><td>25</td><td>42</td> <td>19.5</td><td>18-21</td><td>17-22</td> <td>19</td><td>22-24.5</td> </tr> <tr> <td>MM 610</td><td>635</td><td>1067</td> <td>495</td><td>457-533</td><td>432-559</td> <td>483</td><td>559-622</td> </tr> </tbody> </table>               |      |      |                 |           |           |                 |         |      |      |    |    | OVERALL DIMENSIONS |   |   | SEAT DIMENSIONS |   |   | BACK DIMENSIONS |    |    | W        | D    | H    | W    | D    | H    | W    | H    | IN 24   | 25   | 42   | 19.5 | 18-21     | 17-22     | 19 | 22-24.5 | MM 610 | 635 | 1067 | 495 | 457-533 | 432-559 | 483 | 559-622 |
|   |  |   | OVERALL DIMENSIONS   |      |      | SEAT DIMENSIONS |           |           | BACK DIMENSIONS |         |      |      |    |    |                    |   |   |                 |   |   |                 |    |    |          |      |      |      |      |      |      |      |         |      |      |      |           |           |    |         |        |     |      |     |         |         |     |         |
|   |  |   | W  | D    | H    | W               | D         | H         | W               | H       |      |      |    |    |                    |   |   |                 |   |   |                 |    |    |          |      |      |      |      |      |      |      |         |      |      |      |           |           |    |         |        |     |      |     |         |         |     |         |
|   |  |   | IN 24  | 25   | 42   | 19.5            | 18-21     | 17-22     | 19              | 22-24.5 |      |      |    |    |                    |   |   |                 |   |   |                 |    |    |          |      |      |      |      |      |      |      |         |      |      |      |           |           |    |         |        |     |      |     |         |         |     |         |
|   |  |   | MM 610   | 635  | 1067 | 495             | 457-533   | 432-559   | 483             | 559-622 |      |      |    |    |                    |   |   |                 |   |   |                 |    |    |          |      |      |      |      |      |      |      |         |      |      |      |           |           |    |         |        |     |      |     |         |         |     |         |
| <p><b>RTA 1</b>  1 per carton</p>  |  |   |  |      |      |                 |           |           |                 |         |      |      |    |    |                    |   |   |                 |   |   |                 |    |    |          |      |      |      |      |      |      |      |         |      |      |      |           |           |    |         |        |     |      |     |         |         |     |         |
| <table border="1"> <thead> <tr> <th>1</th><th>2</th><th>3</th><th>4</th><th>5</th><th>6</th><th>7</th><th>8</th><th>9</th><th>10</th><th>11</th><th>12</th> </tr> </thead> <tbody> <tr> <td>5081-3</td><td>1073</td><td>1129</td><td>1176</td><td>1231</td><td>1320</td><td>1402</td><td>1484</td><td>1556</td><td>1645</td><td>1729</td><td>1843</td><td>2004</td> </tr> </tbody> </table>   |  |   |  |      |      |                 |           |           |                 |         |      | 1    | 2  | 3  | 4                  | 5 | 6 | 7               | 8 | 9 | 10              | 11 | 12 | 5081-3   | 1073 | 1129 | 1176 | 1231 | 1320 | 1402 | 1484 | 1556    | 1645 | 1729 | 1843 | 2004      |           |    |         |        |     |      |     |         |         |     |         |
| 1   | 2  | 3   | 4  | 5    | 6    | 7               | 8         | 9         | 10              | 11      | 12   |      |    |    |                    |   |   |                 |   |   |                 |    |    |          |      |      |      |      |      |      |      |         |      |      |      |           |           |    |         |        |     |      |     |         |         |     |         |
| 5081-3  | 1073   | 1129  | 1176   | 1231 | 1320 | 1402            | 1484      | 1556      | 1645            | 1729    | 1843 | 2004 |    |    |                    |   |   |                 |   |   |                 |    |    |          |      |      |      |      |      |      |      |         |      |      |      |           |           |    |         |        |     |      |     |         |         |     |         |
| <p><b>RTA 1</b>  1 per carton</p>  |  |   |  |      |      |                 |           |           |                 |         |      |      |    |    |                    |   |   |                 |   |   |                 |    |    |          |      |      |      |      |      |      |      |         |      |      |      |           |           |    |         |        |     |      |     |         |         |     |         |
|  <p><b>MB Tilter T Arm</b><br/>COM: 1.75 YD   1.6 M<br/>Unit weight: 34 LB   15.5 KG<br/>Carton weight: 41 LB   18.6 KG<br/>Carton volume: 9.75 FT<sup>3</sup>   0.27 MT<sup>3</sup></p>   |  <p><b>ADJUSTMENTS</b><br/>(1) Tilt tension<br/>(2) Pneumatic seat height<br/>(8) Manual seat depth<br/>(9) Upright position tilt lock<br/>Center tilt action</p>  | <p>Ergonomic features:<br/>A, B, C, E, H, M, N, Q, S, U</p>           | <table border="1"> <thead> <tr> <th colspan="3">OVERALL DIMENSIONS</th> <th colspan="3">SEAT DIMENSIONS</th> <th colspan="3">BACK DIMENSIONS</th> </tr> <tr> <th>W</th><th>D</th><th>H</th> <th>W</th><th>D</th><th>H</th> <th>W</th><th>H</th> </tr> </thead> <tbody> <tr> <td>IN 24.5</td><td>26.5</td><td>39.5</td> <td>19.5</td><td>18.5-19.5</td><td>16.5-20.5</td> <td>19</td><td>21.5-24</td> </tr> <tr> <td>MM 622</td><td>673</td><td>1003</td> <td>495</td><td>470-495</td><td>419-521</td> <td>483</td><td>546-610</td> </tr> </tbody> </table> |      |      |                 |           |           |                 |         |      |      |    |    | OVERALL DIMENSIONS |   |   | SEAT DIMENSIONS |   |   | BACK DIMENSIONS |    |    | W        | D    | H    | W    | D    | H    | W    | H    | IN 24.5 | 26.5 | 39.5 | 19.5 | 18.5-19.5 | 16.5-20.5 | 19 | 21.5-24 | MM 622 | 673 | 1003 | 495 | 470-495 | 419-521 | 483 | 546-610 |
|   |  |   | OVERALL DIMENSIONS   |      |      | SEAT DIMENSIONS |           |           | BACK DIMENSIONS |         |      |      |    |    |                    |   |   |                 |   |   |                 |    |    |          |      |      |      |      |      |      |      |         |      |      |      |           |           |    |         |        |     |      |     |         |         |     |         |
|   |  |   | W  | D    | H    | W               | D         | H         | W               | H       |      |      |    |    |                    |   |   |                 |   |   |                 |    |    |          |      |      |      |      |      |      |      |         |      |      |      |           |           |    |         |        |     |      |     |         |         |     |         |
|   |  |   | IN 24.5  | 26.5 | 39.5 | 19.5            | 18.5-19.5 | 16.5-20.5 | 19              | 21.5-24 |      |      |    |    |                    |   |   |                 |   |   |                 |    |    |          |      |      |      |      |      |      |      |         |      |      |      |           |           |    |         |        |     |      |     |         |         |     |         |
|   |  |   | MM 622   | 673  | 1003 | 495             | 470-495   | 419-521   | 483             | 546-610 |      |      |    |    |                    |   |   |                 |   |   |                 |    |    |          |      |      |      |      |      |      |      |         |      |      |      |           |           |    |         |        |     |      |     |         |         |     |         |
| <p><b>RTA 2</b>  1 per carton</p>  |  |   |  |      |      |                 |           |           |                 |         |      |      |    |    |                    |   |   |                 |   |   |                 |    |    |          |      |      |      |      |      |      |      |         |      |      |      |           |           |    |         |        |     |      |     |         |         |     |         |
| <table border="1"> <thead> <tr> <th>1</th><th>2</th><th>3</th><th>4</th><th>5</th><th>6</th><th>7</th><th>8</th><th>9</th><th>10</th><th>11</th><th>12</th> </tr> </thead> <tbody> <tr> <td>5081-4</td><td>984</td><td>1040</td><td>1087</td><td>1142</td><td>1231</td><td>1313</td><td>1395</td><td>1467</td><td>1556</td><td>1640</td><td>1754</td><td>1915</td> </tr> </tbody> </table>    |  |   |  |      |      |                 |           |           |                 |         |      | 1    | 2  | 3  | 4                  | 5 | 6 | 7               | 8 | 9 | 10              | 11 | 12 | 5081-4   | 984  | 1040 | 1087 | 1142 | 1231 | 1313 | 1395 | 1467    | 1556 | 1640 | 1754 | 1915      |           |    |         |        |     |      |     |         |         |     |         |
| 1   | 2  | 3   | 4  | 5    | 6    | 7               | 8         | 9         | 10              | 11      | 12   |      |    |    |                    |   |   |                 |   |   |                 |    |    |          |      |      |      |      |      |      |      |         |      |      |      |           |           |    |         |        |     |      |     |         |         |     |         |
| 5081-4  | 984  | 1040  | 1087   | 1142 | 1231 | 1313            | 1395      | 1467      | 1556            | 1640    | 1754 | 1915 |    |    |                    |   |   |                 |   |   |                 |    |    |          |      |      |      |      |      |      |      |         |      |      |      |           |           |    |         |        |     |      |     |         |         |     |         |
| <p><b>RTA 2</b>  1 per carton</p>  |  |   |  |      |      |                 |           |           |                 |         |      |      |    |    |                    |   |   |                 |   |   |                 |    |    |          |      |      |      |      |      |      |      |         |      |      |      |           |           |    |         |        |     |      |     |         |         |     |         |
|  <p><b>HB Tilter</b><br/>COM: 2 YD   1.83 M<br/>Unit weight: 35 LB   15.9 KG<br/>Carton weight: 41 LB   18.6 KG<br/>Carton volume: 11.5 FT<sup>3</sup>   0.32 MT<sup>3</sup></p>   |  <p><b>ADJUSTMENTS</b><br/>(1) Tilt tension<br/>(2) Pneumatic seat height<br/>(9) Upright position tilt lock<br/>Center tilt action</p>   | <p>Ergonomic features:<br/>A, B, C, M, N, S</p>                       | <table border="1"> <thead> <tr> <th colspan="3">OVERALL DIMENSIONS</th> <th colspan="3">SEAT DIMENSIONS</th> <th colspan="3">BACK DIMENSIONS</th> </tr> <tr> <th>W</th><th>D</th><th>H</th> <th>W</th><th>D</th><th>H</th> <th>W</th><th>H</th> </tr> </thead> <tbody> <tr> <td>IN 24.5</td><td>26.5</td><td>43.5</td> <td>19.5</td><td>19.5</td><td>16.5-21.5</td> <td>19</td><td>25.5</td> </tr> <tr> <td>MM 622</td><td>673</td><td>1105</td> <td>495</td><td>495</td><td>419-546</td> <td>483</td><td>648</td> </tr> </tbody> </table>                 |      |      |                 |           |           |                 |         |      |      |    |    | OVERALL DIMENSIONS |   |   | SEAT DIMENSIONS |   |   | BACK DIMENSIONS |    |    | W        | D    | H    | W    | D    | H    | W    | H    | IN 24.5 | 26.5 | 43.5 | 19.5 | 19.5      | 16.5-21.5 | 19 | 25.5    | MM 622 | 673 | 1105 | 495 | 495     | 419-546 | 483 | 648     |
|   |  |   | OVERALL DIMENSIONS   |      |      | SEAT DIMENSIONS |           |           | BACK DIMENSIONS |         |      |      |    |    |                    |   |   |                 |   |   |                 |    |    |          |      |      |      |      |      |      |      |         |      |      |      |           |           |    |         |        |     |      |     |         |         |     |         |
|   |  |   | W  | D    | H    | W               | D         | H         | W               | H       |      |      |    |    |                    |   |   |                 |   |   |                 |    |    |          |      |      |      |      |      |      |      |         |      |      |      |           |           |    |         |        |     |      |     |         |         |     |         |
|   |  |   | IN 24.5  | 26.5 | 43.5 | 19.5            | 19.5      | 16.5-21.5 | 19              | 25.5    |      |      |    |    |                    |   |   |                 |   |   |                 |    |    |          |      |      |      |      |      |      |      |         |      |      |      |           |           |    |         |        |     |      |     |         |         |     |         |
|   |  |   | MM 622   | 673  | 1105 | 495             | 495       | 419-546   | 483             | 648     |      |      |    |    |                    |   |   |                 |   |   |                 |    |    |          |      |      |      |      |      |      |      |         |      |      |      |           |           |    |         |        |     |      |     |         |         |     |         |
| <p><b>RTA 1</b> 1 per carton</p>  |  |   |  |      |      |                 |           |           |                 |         |      |      |    |    |                    |   |   |                 |   |   |                 |    |    |          |      |      |      |      |      |      |      |         |      |      |      |           |           |    |         |        |     |      |     |         |         |     |         |
| <table border="1"> <thead> <tr> <th>1</th><th>2</th><th>3</th><th>4</th><th>5</th><th>6</th><th>7</th><th>8</th><th>9</th><th>10</th><th>11</th><th>12</th> </tr> </thead> <tbody> <tr> <td>5090-4</td><td>814</td><td>878</td><td>932</td><td>994</td><td>1096</td><td>1190</td><td>1284</td><td>1366</td><td>1468</td><td>1564</td><td>1694</td><td>1878</td> </tr> </tbody> </table>       |  |   |  |      |      |                 |           |           |                 |         |      | 1    | 2  | 3  | 4                  | 5 | 6 | 7               | 8 | 9 | 10              | 11 | 12 | 5090-4   | 814  | 878  | 932  | 994  | 1096 | 1190 | 1284 | 1366    | 1468 | 1564 | 1694 | 1878      |           |    |         |        |     |      |     |         |         |     |         |
| 1   | 2  | 3   | 4  | 5    | 6    | 7               | 8         | 9         | 10              | 11      | 12   |      |    |    |                    |   |   |                 |   |   |                 |    |    |          |      |      |      |      |      |      |      |         |      |      |      |           |           |    |         |        |     |      |     |         |         |     |         |
| 5090-4  | 814  | 878   | 932  | 994  | 1096 | 1190            | 1284      | 1366      | 1468            | 1564    | 1694 | 1878 |    |    |                    |   |   |                 |   |   |                 |    |    |          |      |      |      |      |      |      |      |         |      |      |      |           |           |    |         |        |     |      |     |         |         |     |         |
| <p><b>RTA 1</b> 1 per carton</p>  |  |   |  |      |      |                 |           |           |                 |         |      |      |    |    |                    |   |   |                 |   |   |                 |    |    |          |      |      |      |      |      |      |      |         |      |      |      |           |           |    |         |        |     |      |     |         |         |     |         |
|  <p><b>HB Tilter Pedestal Base</b><br/>COM: 2 YD   1.83 M<br/>Unit weight: 36 LB   16.4 KG<br/>Carton weight: 44 LB   19.96 KG<br/>Carton volume: 11.5 FT<sup>3</sup>   0.32 MT<sup>3</sup></p>  |  <p><b>ADJUSTMENTS</b><br/>(1) Tilt tension<br/>(2) Pneumatic seat height<br/>(9) Upright position tilt lock<br/>Center tilt action</p>   | <p>Ergonomic features:<br/>A, B, C, M, N, S</p>                       | <table border="1"> <thead> <tr> <th colspan="3">OVERALL DIMENSIONS</th> <th colspan="3">SEAT DIMENSIONS</th> <th colspan="3">BACK DIMENSIONS</th> </tr> <tr> <th>W</th><th>D</th><th>H</th> <th>W</th><th>D</th><th>H</th> <th>W</th><th>H</th> </tr> </thead> <tbody> <tr> <td>IN 24.5</td><td>26.5</td><td>39.5</td> <td>19.5</td><td>19.5</td><td>16.5-18.5</td> <td>19</td><td>25.5</td> </tr> <tr> <td>MM 622</td><td>673</td><td>1003</td> <td>495</td><td>495</td><td>419-470</td> <td>483</td><td>648</td> </tr> </tbody> </table>                 |      |      |                 |           |           |                 |         |      |      |    |    | OVERALL DIMENSIONS |   |   | SEAT DIMENSIONS |   |   | BACK DIMENSIONS |    |    | W        | D    | H    | W    | D    | H    | W    | H    | IN 24.5 | 26.5 | 39.5 | 19.5 | 19.5      | 16.5-18.5 | 19 | 25.5    | MM 622 | 673 | 1003 | 495 | 495     | 419-470 | 483 | 648     |
|   |  |   | OVERALL DIMENSIONS   |      |      | SEAT DIMENSIONS |           |           | BACK DIMENSIONS |         |      |      |    |    |                    |   |   |                 |   |   |                 |    |    |          |      |      |      |      |      |      |      |         |      |      |      |           |           |    |         |        |     |      |     |         |         |     |         |
|   |  |   | W  | D    | H    | W               | D         | H         | W               | H       |      |      |    |    |                    |   |   |                 |   |   |                 |    |    |          |      |      |      |      |      |      |      |         |      |      |      |           |           |    |         |        |     |      |     |         |         |     |         |
|   |  |   | IN 24.5  | 26.5 | 39.5 | 19.5            | 19.5      | 16.5-18.5 | 19              | 25.5    |      |      |    |    |                    |   |   |                 |   |   |                 |    |    |          |      |      |      |      |      |      |      |         |      |      |      |           |           |    |         |        |     |      |     |         |         |     |         |
|   |  |   | MM 622   | 673  | 1003 | 495             | 495       | 419-470   | 483             | 648     |      |      |    |    |                    |   |   |                 |   |   |                 |    |    |          |      |      |      |      |      |      |      |         |      |      |      |           |           |    |         |        |     |      |     |         |         |     |         |
| <p><b>RTA 1</b> 1 per carton</p>  |  |   |  |      |      |                 |           |           |                 |         |      |      |    |    |                    |   |   |                 |   |   |                 |    |    |          |      |      |      |      |      |      |      |         |      |      |      |           |           |    |         |        |     |      |     |         |         |     |         |
| <table border="1"> <thead> <tr> <th>1</th><th>2</th><th>3</th><th>4</th><th>5</th><th>6</th><th>7</th><th>8</th><th>9</th><th>10</th><th>11</th><th>12</th> </tr> </thead> <tbody> <tr> <td>5090-4PB</td><td>1023</td><td>1087</td><td>1141</td><td>1203</td><td>1305</td><td>1399</td><td>1493</td><td>1575</td><td>1677</td><td>1773</td><td>1903</td><td>2087</td> </tr> </tbody> </table> |  |   |  |      |      |                 |           |           |                 |         |      | 1    | 2  | 3  | 4                  | 5 | 6 | 7               | 8 | 9 | 10              | 11 | 12 | 5090-4PB | 1023 | 1087 | 1141 | 1203 | 1305 | 1399 | 1493 | 1575    | 1677 | 1773 | 1903 | 2087      |           |    |         |        |     |      |     |         |         |     |         |
| 1   | 2  | 3   | 4  | 5    | 6    | 7               | 8         | 9         | 10              | 11      | 12   |      |    |    |                    |   |   |                 |   |   |                 |    |    |          |      |      |      |      |      |      |      |         |      |      |      |           |           |    |         |        |     |      |     |         |         |     |         |
| 5090-4PB  | 1023   | 1087  | 1141   | 1203 | 1305 | 1399            | 1493      | 1575      | 1677            | 1773    | 1903 | 2087 |    |    |                    |   |   |                 |   |   |                 |    |    |          |      |      |      |      |      |      |      |         |      |      |      |           |           |    |         |        |     |      |     |         |         |     |         |
| <p><b>RTA 1</b> 1 per carton</p>  |  |   |  |      |      |                 |           |           |                 |         |      |      |    |    |                    |   |   |                 |   |   |                 |    |    |          |      |      |      |      |      |      |      |         |      |      |      |           |           |    |         |        |     |      |     |         |         |     |         |

| DESCRIPTION   | FEATURES  | MODEL #                   | STANDARD TEXTILE GRADES |              |                        |             |                      |                        |      |             |      |      |      |      |
|---|---|---------------------------|-------------------------|--------------|------------------------|-------------|----------------------|------------------------|------|-------------|------|------|------|------|
|   |   |                           | 1                       | 2            | 3                      | 4           | 5                    | 6                      | 7    | 8           | 9    | 10   | 11   | 12   |
|  <p><b>MB Tilter</b><br/>                     COM: 1.75 YD   1.6 M<br/>                     Unit weight: 32 LB   14.5 KG<br/>                     Carton weight: 38 LB   17.24 KG<br/>                     Carton volume: 11.5 FT³   0.32 MT³</p>            |  <p><b>ADJUSTMENTS</b><br/>                     (1) Tilt tension<br/>                     (2) Pneumatic seat height<br/>                     (9) Upright position tilt lock<br/>                     Center tilt action</p> <p>Ergonomic features:<br/>                     A, B, C, M, N, S</p> | <b>5091-4</b>             | 780                     | 836          | 883                    | 938         | 1027                 | 1109                   | 1191 | 1263        | 1352 | 1436 | 1550 | 1711 |
|   |   | <b>OVERALL DIMENSIONS</b> |                         |              | <b>SEAT DIMENSIONS</b> |             |                      | <b>BACK DIMENSIONS</b> |      |             |      |      |      |      |
|   |   | <b>W</b>                  | <b>D</b>                | <b>H</b>     | <b>W</b>               | <b>D</b>    | <b>H</b>             | <b>W</b>               |      | <b>H</b>    |      |      |      |      |
|   |   | IN 24.5<br>MM 622         | 26.5<br>673             | 39.5<br>1003 | 19.5<br>495            | 19.5<br>495 | 16.5-21.5<br>419-546 | 19<br>483              |      | 21.5<br>546 |      |      |      |      |
|   |   | <b>RTA 1</b>              |                         |              | 1 per carton           |             |                      |                        |      |             |      |      |      |      |
|  <p><b>MB Tilter Pedestal Base</b><br/>                     COM: 1.75 YD   1.6 M<br/>                     Unit weight: 33 LB   15 KG<br/>                     Carton weight: 41 LB   18.6 KG<br/>                     Carton volume: 11.5 FT³   0.32 MT³</p> |  <p><b>ADJUSTMENTS</b><br/>                     (1) Tilt tension<br/>                     (2) Pneumatic seat height<br/>                     (9) Upright position tilt lock<br/>                     Center tilt action</p> <p>Ergonomic features:<br/>                     A, B, C, M, N, S</p> | <b>5091-4PB</b>           | 987                     | 1043         | 1090                   | 1145        | 1234                 | 1316                   | 1398 | 1470        | 1559 | 1643 | 1757 | 1918 |
|   |   | <b>OVERALL DIMENSIONS</b> |                         |              | <b>SEAT DIMENSIONS</b> |             |                      | <b>BACK DIMENSIONS</b> |      |             |      |      |      |      |
|   |   | <b>W</b>                  | <b>D</b>                | <b>H</b>     | <b>W</b>               | <b>D</b>    | <b>H</b>             | <b>W</b>               |      | <b>H</b>    |      |      |      |      |
|   |   | IN 24.5<br>MM 622         | 26.5<br>673             | 37.5<br>953  | 19.5<br>495            | 19.5<br>495 | 16.5-18.5<br>419-470 | 19<br>483              |      | 21.5<br>546 |      |      |      |      |
|   |   | <b>RTA 1</b>              |                         |              | 1 per carton           |             |                      |                        |      |             |      |      |      |      |
|  <p><b>Armchair</b><br/>                     COM: 1.75 YD   1.6 M<br/>                     Unit weight: 32 LB   14.5 KG<br/>                     Carton weight: 42 LB   19.05 KG<br/>                     Carton volume: 19.5 FT³   0.55 MT³</p>             | <p>Ergonomic features:<br/>                     M, N</p>  | <b>5092</b>               | 734                     | 790          | 837                    | 892         | 981                  | 1063                   | 1145 | 1217        | 1306 | 1390 | 1504 | 1665 |
|   |   | <b>OVERALL DIMENSIONS</b> |                         |              | <b>SEAT DIMENSIONS</b> |             |                      | <b>BACK DIMENSIONS</b> |      |             |      |      |      |      |
|   |   | <b>W</b>                  | <b>D</b>                | <b>H</b>     | <b>W</b>               | <b>D</b>    | <b>H</b>             | <b>W</b>               |      | <b>H</b>    |      |      |      |      |
|   |   | IN 25<br>MM 635           | 26<br>660               | 37<br>940    | 19.5<br>495            | 19<br>483   | 16.5<br>419          | 19<br>483              |      | 27<br>686   |      |      |      |      |
|   |   | <b>RTA 00</b>             |                         |              | 1 per carton           |             |                      |                        |      |             |      |      |      |      |



TRADITIONAL



model 3720



model 3722



**Standard Feature**  
Attractive brass-colored nail head trim is standard on all models.



model 3742


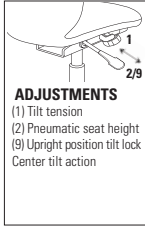


STANDARD FEATURES



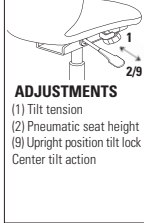

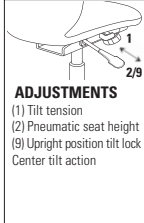
- Tilter chairs are standard with a traditional style wood capped steel base.
- Select tilter models have a tufted design with brass-colored nail head trim and vinyl bumper guards.
- Select models have pneumatic seat height adjustment and tilt tension control.
- All tilting chairs have a clear back edge bumper to protect the side of the chair from accidental impact or damage.
- Dual wheel carpet casters (C1) are standard.
- Upholstery options: fabric, vinyl or leather. Vinyl and leather models may feature stitch detail across the seat and/or back cushions, if applicable. Thin or flat fabrics (like Jenny and Quilt) are not recommended.
- Note: The appearance of curved edges and tufted pleats will vary with upholstery material depending on thickness, stiffness and amount of stretch of the selected material. Thin upholstery material will make very flat pleats and thicker materials may make pleats with rolled edges. This can produce quite different looks. Both styles are considered acceptable and it is purely up to the personal preference of the purchaser.

- Wood finishes are available in Absolute (AAM), Black (BKM), Cherry (ACM), Espresso Cafe (ECM), English Oak (EOM), Fruitwood (TFM), Gray (HGM), Honey (AHM), Mahogany (TMM), Maple (AVM), Medium Walnut (MWM), Natural Walnut (NLW), Night (ASM), Noce Biondo (NBM), Noce Grigio (NGM), Noce Leggero (NEM), Noce Medio (NMM), Shaker Cherry (SKM), Walnut (TWM), WC Cream (WTM), White (WHM) and Winter Cherry (WCM). Please specify.

OPTIONAL FEATURES

- There are no arm options for this series.
- Tilter models can be ordered with an optional Black nylon base upon request, please specify. No upcharge.
- Clear back edge bumper can be removed upon request, please specify. No upcharge.
- For hard surface flooring casters, please specify (C9R). Add \$21.
- For additional caster options, please refer to the Arm and Caster section (page 347). *Optional casters may be priced higher than the standard casters for your chair and the difference will be charged. Lower priced optional casters will not be credited.*

| DESCRIPTION   | FEATURES   | MODEL #                   | STANDARD TEXTILE GRADES |      |                        |      |      |                        |      |      |      |      |      |      |  |  |
|---|--|---------------------------|-------------------------|------|------------------------|------|------|------------------------|------|------|------|------|------|------|--|--|
|   |  |                           | *1                      | *2   | 3                      | 4    | 5    | 6                      | 7    | 8    | 9    | 10   | 11   | 12   |  |  |
|  <p><b>HB Tilter - Queen Anne Style</b><br/>COM: 4.75 YD   4.34 M<br/>Unit weight: 58 LB   26.4 KG<br/>Carton weight: 64 LB   29.03 KG<br/>Carton volume: 22.25 FT<sup>3</sup>   0.63 MT<sup>3</sup></p> <p><b>ADJUSTMENTS</b><br/>(1) Tilt tension<br/>(2) Pneumatic seat height<br/>(9) Upright position tilt lock<br/>Center tilt action</p> <p>* Textile options are limited, see notes.</p> <p>Ergonomic features:<br/>A, C, M, N, S</p> |  | <b>3720</b>               | 1581                    | 1733 | 1861                   | 2009 | 2251 | 2474                   | 2697 | 2892 | 3134 | 3362 | 3671 | 4108 |  |  |
|   |  | <b>OVERALL DIMENSIONS</b> |                         |      | <b>SEAT DIMENSIONS</b> |      |      | <b>BACK DIMENSIONS</b> |      |      |      |      |      |      |  |  |
|   |  | W D H                     |                         |      | W D H                  |      |      | W H                    |      |      |      |      |      |      |  |  |
|   |  | IN 29 30 44.5             |                         |      | 19.5 18 19-24          |      |      | 20 25                  |      |      |      |      |      |      |  |  |
|   |  | MM 737 762 1130           |                         |      | 495 457 483-610        |      |      | 508 635                |      |      |      |      |      |      |  |  |
|   |  |                           | <b>RTA 00</b>           |      | 1 per carton           |      |      |                        |      |      |      |      |      |      |  |  |
|  <p><b>Armchair - Banker's Style</b><br/>COM: 2 YD   1.83 M<br/>Unit weight: 27 LB   12.3 KG<br/>Carton weight: 31 LB   14.06 KG<br/>Carton volume: 11.25 FT<sup>3</sup>   0.31 MT<sup>3</sup></p> <p>* Textile options are limited, see notes.</p> <p>Ergonomic features:<br/>M, N</p>  |  | <b>3722</b>               | 817                     | 881  | 935                    | 997  | 1099 | 1193                   | 1287 | 1369 | 1471 | 1567 | 1697 | 1881 |  |  |
|   |  | <b>OVERALL DIMENSIONS</b> |                         |      | <b>SEAT DIMENSIONS</b> |      |      | <b>BACK DIMENSIONS</b> |      |      |      |      |      |      |  |  |
|   |  | W D H                     |                         |      | W D H                  |      |      | W H                    |      |      |      |      |      |      |  |  |
|   |  | IN 25 22.5 31             |                         |      | 25 18 19.5             |      |      | 23 11                  |      |      |      |      |      |      |  |  |
|   |  | MM 635 572 787            |                         |      | 635 457 495            |      |      | 584 279                |      |      |      |      |      |      |  |  |
|   |  |                           | <b>RTA 00</b>           |      | 1 per carton           |      |      |                        |      |      |      |      |      |      |  |  |
|  <p><b>LB Armchair - Martha Washington Style</b><br/>COM: 2.75 YD   2.51 M<br/>Unit weight: 24 LB   10.9 KG<br/>Carton weight: 28 LB   12.7 KG<br/>Carton volume: 15.75 FT<sup>3</sup>   0.44 MT<sup>3</sup></p> <p>* Textile options are limited, see notes.</p> <p>Ergonomic features:<br/>M, N</p>  |  | <b>372C</b>               | 920                     | 984  | 1038                   | 1100 | 1202 | 1296                   | 1390 | 1472 | 1574 | 1670 | 1800 | 1984 |  |  |
|   |  | <b>OVERALL DIMENSIONS</b> |                         |      | <b>SEAT DIMENSIONS</b> |      |      | <b>BACK DIMENSIONS</b> |      |      |      |      |      |      |  |  |
|   |  | W D H                     |                         |      | W D H                  |      |      | W H                    |      |      |      |      |      |      |  |  |
|   |  | IN 25.5 24.5 34           |                         |      | 20.5 17 18             |      |      | 20.5 16                |      |      |      |      |      |      |  |  |
|   |  | MM 648 622 864            |                         |      | 521 432 457            |      |      | 521 406                |      |      |      |      |      |      |  |  |
|   |  |                           | <b>RTA 00</b>           |      | 1 per carton           |      |      |                        |      |      |      |      |      |      |  |  |

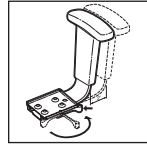
| DESCRIPTION   | FEATURES  | MODEL #   | STANDARD TEXTILE GRADES          |                                  |               |                               |                               |      |                               |                               |      |      |      |      |      |  |  |
|---|---|---|----------------------------------|----------------------------------|---------------|-------------------------------|-------------------------------|------|-------------------------------|-------------------------------|------|------|------|------|------|--|--|
|   |   |   | *1                               | *2                               | 3             | 4                             | 5                             | 6    | 7                             | 8                             | 9    | 10   | 11   | 12   |      |  |  |
|  <p><b>LB Armchair - Martha Washington Style</b><br/>                     COM: 2.75 YD   2.51 M<br/>                     Unit weight: 23 LB   10.5 KG<br/>                     Carton weight: 28 LB   12.7 KG<br/>                     Carton volume: 15.75 FT³   0.44 MT³</p> | <p>* Textile options are limited, see notes.</p> <p>Ergonomic features:<br/>M, N</p>  | <p><b>3742</b></p>  | 1110                             | 1198                             | 1272          | 1358                          | 1498                          | 1627 | 1756                          | 1869                          | 2009 | 2141 | 2320 | 2573 |      |  |  |
|   |   |   | <p><b>OVERALL DIMENSIONS</b></p> |                                  |               | <p><b>SEAT DIMENSIONS</b></p> |                               |      | <p><b>BACK DIMENSIONS</b></p> |                               |      |      |      |      |      |  |  |
|   |   |   | W                                | D                                | H             | W                             | D                             | H    | W                             | H                             |      |      |      |      |      |  |  |
|   |   |   | IN                               | 25                               | 27            | 34.5                          | 21.5                          | 17   | 19                            | 21.5                          | 16   |      |      |      |      |  |  |
|   | MM  | 635   | 686                              | 876                              | 546           | 432                           | 483                           | 546  | 406                           |                               |      |      |      |      |      |  |  |
|   |   |   |                                  |                                  | <b>RTA 00</b> | 1 per carton                  |                               |      |                               |                               |      |      |      |      |      |  |  |
|  <p><b>HB Tilter - Judge's Style</b><br/>                     COM: 5 YD   4.57 M<br/>                     Unit weight: 55 LB   25 KG<br/>                     Carton weight: 63 LB   28.58 KG<br/>                     Carton volume: 28.25 FT³   0.79 MT³</p>                 |  <p><b>ADJUSTMENTS</b><br/>                     (1) Tilt tension<br/>                     (2) Pneumatic seat height<br/>                     (9) Upright position tilt lock<br/>                     Center tilt action</p>  | <p>* Textile options are limited, see notes.</p> <p>Ergonomic features:<br/>A, C, M, N, S</p> | <p><b>3760</b></p>               | *1                               | *2            | 3                             | 4                             | 5    | 6                             | 7                             | 8    | 9    | 10   | 11   | 12   |  |  |
|   |   |   |                                  | 1666                             | 1826          | 1961                          | 2116                          | 2371 | 2606                          | 2841                          | 3046 | 3301 | 3541 | 3866 | 4326 |  |  |
|   |   |   |                                  | <p><b>OVERALL DIMENSIONS</b></p> |               |                               | <p><b>SEAT DIMENSIONS</b></p> |      |                               | <p><b>BACK DIMENSIONS</b></p> |      |      |      |      |      |  |  |
|   |   |   |                                  | W                                | D             | H                             | W                             | D    | H                             | W                             | H    |      |      |      |      |  |  |
| IN  | 29  | 32  | 48                               | 20.5                             | 18.5          | 18-23                         | 20.5                          | 26   |                               |                               |      |      |      |      |      |  |  |
|   | MM  | 737   | 813                              | 1219                             | 521           | 470                           | 457-584                       | 521  | 660                           |                               |      |      |      |      |      |  |  |
|   |   |   |                                  |                                  | <b>RTA 00</b> | 1 per carton                  |                               |      |                               |                               |      |      |      |      |      |  |  |
|  <p><b>HB Tilter - Judge's Style</b><br/>                     COM: 4.75 YD   4.34 M<br/>                     Unit weight: 62 LB   28.2 KG<br/>                     Carton weight: 70 LB   31.75 KG<br/>                     Carton volume: 28.25 FT³   0.79 MT³</p>            |  <p><b>ADJUSTMENTS</b><br/>                     (1) Tilt tension<br/>                     (2) Pneumatic seat height<br/>                     (9) Upright position tilt lock<br/>                     Center tilt action</p> | <p>* Textile options are limited, see notes.</p> <p>Ergonomic features:<br/>A, C, M, N, S</p> | <p><b>3766</b></p>               | *1                               | *2            | 3                             | 4                             | 5    | 6                             | 7                             | 8    | 9    | 10   | 11   | 12   |  |  |
|   |   |   |                                  | 1692                             | 1844          | 1972                          | 2120                          | 2362 | 2585                          | 2808                          | 3003 | 3245 | 3473 | 3782 | 4219 |  |  |
|   |   |   |                                  | <p><b>OVERALL DIMENSIONS</b></p> |               |                               | <p><b>SEAT DIMENSIONS</b></p> |      |                               | <p><b>BACK DIMENSIONS</b></p> |      |      |      |      |      |  |  |
|   |   |   |                                  | W                                | D             | H                             | W                             | D    | H                             | W                             | H    |      |      |      |      |  |  |
| IN  | 29  | 32  | 48                               | 20.5                             | 18.5          | 18-23                         | 20.5                          | 26   |                               |                               |      |      |      |      |      |  |  |
|   | MM  | 737   | 813                              | 1219                             | 521           | 470                           | 457-584                       | 521  | 660                           |                               |      |      |      |      |      |  |  |
|   |   |   |                                  |                                  | <b>RTA 00</b> | 1 per carton                  |                               |      |                               |                               |      |      |      |      |      |  |  |

TRITEK ERGO SELECT



model 7472-3

model 7482-3



**Vari-Width (WA)** width adjustable arm extensions are standard when chair is ordered with adjustable arms.



model 7491-3

STANDARD FEATURES

- Designed in three seat sizes and three back sizes to accommodate every body shape and task.
- Seats and backs are interchangeable - once the right size of seat is chosen, the appropriate back height can be selected.
- The unique upper back shape enables free lateral movement.
- Schukra™ depth adjustable lumbar area for personalized comfort and support is standard.
- Dual density foam spine pad embedded in the back of the chair forms to the user's shape.
- Standard with Global's high quality Soft Descent™ pneumatic lift which slowly and gently lowers the seat height of the chair making it easy to obtain the exact seat height you desire.
- Generous seats: ultimate adjustable arms (**G3**) are height and width adjustable (**WA**) to suit user and job function. Armcaps slide over top of seat, forward and back and articulate inward.
- Standard and petite seats: low rise (**G2**) arms. This positions the arm 1" lower than the (**G3**) arm.
- Durable Black polypropylene back shroud is standard.
- Side activated sliding seat depth adjustment (**MD**) is standard on multi-tilters.
- Base and frame available in Black only.

- Five prong, injection molded, fiberglass reinforced nylon Black spider base with dual wheel carpet casters (**C65**).
- Upholstery options: fabric, vinyl or leather. Vinyl and leather models may feature stitch detail across the seat and/or back cushions, if applicable.

OPTIONAL FEATURES

- For hard surface flooring casters, please specify (**C65R**). Add \$21.
- Polished aluminum base with Black end guards (**B2**) is available, please specify (**ALU**). Add \$131.
- For additional arm/caster options, please refer to the Arm and Caster section (page 347). *Optional casters may be priced higher than the standard casters for your chair and the difference will be charged. Lower priced optional casters will not be credited.*
- Petite and generous seat model numbers are listed in the middle column (above Ergonomic features) and are the same price as standard seat models.

Tritek model number explanation:

example: 7471-3

7 4 \_ \_ - \_ first two digits are the series code (74)

\_ \_ 7 \_ - \_ third digit selects back height (7 extended back, 8 high back, 9 medium back)

\_ \_ \_ - 3 fifth digit selects mechanism type (3 multi-tilter, 7 posture task)

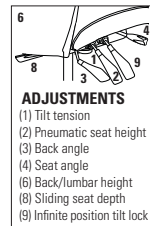
| Tritek dimensional information: based on measurements with multi-tilter mechanism and using the ISO CMD (Chair Measuring Device) |                                 |                     |                  |               |                             |
|--|---------------------------------|---------------------|------------------|---------------|-----------------------------|
|  | Distance between arms           | Standard arm height | Seat depth range | Seat height   | Lumbar height adj. range    |
| <b>Petite seat</b>   | 14.7" - 20.7" - 6" adjustment   | 7.3" - 10.5"        | 16.7" - 19.5"    | 15.6" - 19.4" | 5" - 10.2" - 5.25" range    |
| Soft Descent 4" lift & ( <b>G2</b> ) arm   | 373mm - 525mm = 152mm adj.      | 186mm - 266mm       | 424mm - 496mm    | 395mm - 493mm | 128mm - 258mm = 130mm range |
| <b>Standard seat</b>   | 16.7" - 23.7" = 7" adjustment   | 6.9" - 10.0"        | 17.7" - 20.5"    | 18.2" - 23.1" | 5" - 10.2" - 5.25" range    |
| Soft Descent 4" lift & ( <b>G2</b> ) arm   | 424mm - 603mm = 179mm adj.      | 174mm - 253mm       | 449mm - 521mm    | 462mm - 588mm | 128mm - 258mm = 130mm range |
| <b>Generous seat</b>   | 17.3" - 25.2" = 7.9" adjustment | 8.6" - 11.7"        | 19.1" - 22.0"    | 18.3" - 23.1" | 5" - 10.2" - 5.25" range    |
| Soft Descent 5" lift & ( <b>G3</b> ) arm   | 439mm - 640mm = 201mm adj.      | 218mm - 298mm       | 486mm - 558mm    | 464mm - 588mm | 128mm - 258mm = 130mm range |

DESCRIPTION

FEATURES

MODEL #

STANDARD TEXTILE GRADES



ADJUSTMENTS

- (1) Tilt tension
- (2) Pneumatic seat height
- (3) Back angle
- (4) Seat angle
- (6) Back/lumbar height
- (8) Sliding seat depth
- (9) Infinite position tilt lock


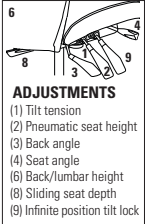

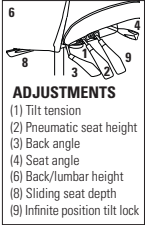

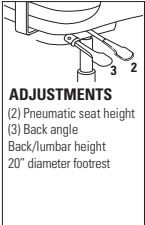
**Extended HB Multi-Tilter**  
 COM: 1.75 YD | 1.6 M  
 Unit weight: 57 LB | 25.9 KG  
 Carton weight: 64 LB | 29.03 KG  
 Carton volume: 13 FT<sup>3</sup> | 0.36 MT<sup>3</sup>

**7471-3:** Petite seat  
**7473-3:** Generous seat

Ergonomic features:  
 A, B, C, D, E, F, G, H, M, N, Q, R, S, U, V

|                                | STANDARD TEXTILE GRADES |      |                 |         |           |                 |          |      |      |      |      |      |
|--------------------------------|-------------------------|------|-----------------|---------|-----------|-----------------|----------|------|------|------|------|------|
|                                | 1                       | 2    | 3               | 4       | 5         | 6               | 7        | 8    | 9    | 10   | 11   | 12   |
| <b>7472-3</b><br>Standard seat | 1317                    | 1373 | 1420            | 1475    | 1564      | 1646            | 1728     | 1800 | 1889 | 1973 | 2087 | 2248 |
| OVERALL DIMENSIONS             |                         |      | SEAT DIMENSIONS |         |           | BACK DIMENSIONS |          |      |      |      |      |      |
| W                              | D                       | H    | W               | D       | H         | W               | H        |      |      |      |      |      |
| IN 26.5                        | 24                      | 48   | 20.5            | 17-20   | 17.5-22.5 | 18.5            | 25-30.25 |      |      |      |      |      |
| MM 673                         | 610                     | 1219 | 521             | 432-508 | 445-572   | 470             | 635-768  |      |      |      |      |      |

RTA 2 1 per carton


| DESCRIPTION  | FEATURES   | MODEL #                                  | STANDARD TEXTILE GRADES                    |           |            |   |                  |                      |                                       |      |      |                     |      |      |
|--|--|--|--|-----------|------------|---|------------------|----------------------|---------------------------------------|------|------|---------------------|------|------|
|  |  |  | 1  | 2         | 3          | 4                                       | 5                | 6                    | 7                                     | 8    | 9    | 10                  | 11   | 12   |
|  <p><b>HB Multi-Tilter</b><br/>COM: 1.5 YD   1.37 M<br/>Unit weight: 55 LB   25 KG<br/>Carton weight: 62 LB   28.12 KG<br/>Carton volume: 13 FT<sup>3</sup>   0.36 MT<sup>3</sup></p>               |  <p><b>ADJUSTMENTS</b><br/>(1) Tilt tension<br/>(2) Pneumatic seat height<br/>(3) Back angle<br/>(4) Seat angle<br/>(6) Back/lumbar height<br/>(8) Sliding seat depth<br/>(9) Infinite position tilt lock</p> | <p><b>7482-3</b><br/>Standard seat</p>   | 1281                                       | 1329      | 1370       | 1416                                    | 1493             | 1563                 | 1634                                  | 1695 | 1772 | 1844                | 1941 | 2079 |
|  |  |  | <p><b>OVERALL DIMENSIONS</b><br/>W D H</p> |           |            | <p><b>SEAT DIMENSIONS</b><br/>W D H</p> |                  |                      | <p><b>BACK DIMENSIONS</b><br/>W H</p> |      |      |                     |      |      |
|  |  |  | IN 26.5<br>MM 673                          | 24<br>610 | 44<br>1118 | 20.5<br>521                             | 17-20<br>432-508 | 17.5-22.5<br>445-572 | 18.5<br>470                           |      |      | 21-26.25<br>533-667 |      |      |
|  |  | <p><b>RTA 2</b></p>                      | 1 per carton                               |           |            |   |                  |                      |                                       |      |      |                     |      |      |
|  <p><b>MB Multi-Tilter</b><br/>COM: 1.5 YD   1.37 M<br/>Unit weight: 53 LB   24.1 KG<br/>Carton weight: 60 LB   27.22 KG<br/>Carton volume: 13 FT<sup>3</sup>   0.36 MT<sup>3</sup></p>             |  <p><b>ADJUSTMENTS</b><br/>(1) Tilt tension<br/>(2) Pneumatic seat height<br/>(3) Back angle<br/>(4) Seat angle<br/>(6) Back/lumbar height<br/>(8) Sliding seat depth<br/>(9) Infinite position tilt lock</p> | <p><b>7492-3</b><br/>Standard seat</p>   | 1242                                       | 1290      | 1331       | 1377                                    | 1454             | 1524                 | 1595                                  | 1656 | 1733 | 1805                | 1902 | 2040 |
|  |  |  | <p><b>OVERALL DIMENSIONS</b><br/>W D H</p> |           |            | <p><b>SEAT DIMENSIONS</b><br/>W D H</p> |                  |                      | <p><b>BACK DIMENSIONS</b><br/>W H</p> |      |      |                     |      |      |
|  |  |  | IN 26.5<br>MM 673                          | 24<br>610 | 41<br>1041 | 20.5<br>521                             | 17-20<br>432-508 | 17.5-22.5<br>445-572 | 18.5<br>470                           |      |      | 18-23.25<br>457-591 |      |      |
|  |  | <p><b>RTA 2</b></p>                      | 1 per carton                               |           |            |   |                  |                      |                                       |      |      |                     |      |      |
|  <p><b>MB Posture Stool Armless</b><br/>COM: 1.5 YD   1.37 M<br/>Unit weight: 35 LB   15.9 KG<br/>Carton weight: 43 LB   19.5 KG<br/>Carton volume: 15.75 FT<sup>3</sup>   0.44 MT<sup>3</sup></p> |  <p><b>ADJUSTMENTS</b><br/>(2) Pneumatic seat height<br/>(3) Back angle<br/>Back/lumbar height<br/>20" diameter footrest</p>   | <p><b>7497-7NA</b><br/>Standard seat</p> | 1181                                       | 1229      | 1270       | 1316                                    | 1393             | 1463                 | 1534                                  | 1595 | 1672 | 1744                | 1841 | 1979 |
|  |  |  | <p><b>OVERALL DIMENSIONS</b><br/>W D H</p> |           |            | <p><b>SEAT DIMENSIONS</b><br/>W D H</p> |                  |                      | <p><b>BACK DIMENSIONS</b><br/>W H</p> |      |      |                     |      |      |
|  |  |  | IN 20.5<br>MM 521                          | 24<br>610 | 49<br>1245 | 20.5<br>521                             | 18<br>457        | 22.5-32.5<br>572-826 | 18.5<br>470                           |      |      | 18-23.25<br>457-591 |      |      |
|  |  | <p><b>RTA 2</b></p>                      | 1 per carton                               |           |            |   |                  |                      |                                       |      |      |                     |      |      |

TRIUMPH



model 3650-3

model 3651-3




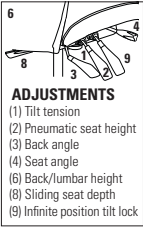

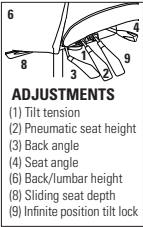

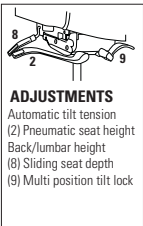

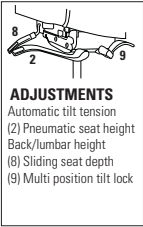
**Lumbar Support**  
Adjusted in and out by turning the knob. Moved vertically by moving up and down on the slider.

STANDARD FEATURES

- Contemporary seating series featuring exceptional comfort, support and adjustment.
- Standard with adjustable height, forward swept arms with sliding, articulating armcaps (G1).
- Outer back knob can be adjusted in and out for lumbar support and vertically for optimal positioning.
- Frame is standard with a polished aluminum arched base and accentuated with polished aluminum back trim.
- Side activated sliding seat depth adjustment (MD) is standard.
- Dual wheel carpet casters (C1) are standard.
- Upholstery options: fabric, vinyl or leather. Vinyl and leather models may feature stitch detail across the seat and/or back cushions, if applicable.

OPTIONAL FEATURES

- For hard surface flooring casters, please specify (CSR) casters. Add \$21.
- For additional arm/caster options, please refer to the Arm and Caster section (page 347). *Optional casters may be priced higher than the standard casters for your chair and the difference will be charged. Lower priced optional casters will not be credited.*

| DESCRIPTION  | FEATURES  | MODEL #   | STANDARD TEXTILE GRADES  |          |          |                        |          |          |                        |          |      |      |      |      |               |      |      |      |      |      |      |      |      |      |      |      |      |                           |  |  |                        |  |  |                        |  |  |  |  |  |          |          |          |          |          |          |          |          |  |  |  |  |       |    |      |    |       |       |    |    |  |  |  |  |        |     |      |     |         |         |     |     |  |  |  |  |               |              |  |  |  |  |  |  |  |  |  |  |
|--|---|---|--|----------|----------|------------------------|----------|----------|------------------------|----------|------|------|------|------|---------------|------|------|------|------|------|------|------|------|------|------|------|------|---------------------------|--|--|------------------------|--|--|------------------------|--|--|--|--|--|----------|----------|----------|----------|----------|----------|----------|----------|--|--|--|--|-------|----|------|----|-------|-------|----|----|--|--|--|--|--------|-----|------|-----|---------|---------|-----|-----|--|--|--|--|---------------|--------------|--|--|--|--|--|--|--|--|--|--|
|  |   |   | 1  | 2        | 3        | 4                      | 5        | 6        | 7                      | 8        | 9    | 10   | 11   | 12   |               |      |      |      |      |      |      |      |      |      |      |      |      |                           |  |  |                        |  |  |                        |  |  |  |  |  |          |          |          |          |          |          |          |          |  |  |  |  |       |    |      |    |       |       |    |    |  |  |  |  |        |     |      |     |         |         |     |     |  |  |  |  |               |              |  |  |  |  |  |  |  |  |  |  |
|  <p><b>HB Multi-Tilter</b><br/>COM: 2 YD   1.83 M<br/>Unit weight: 59 LB   26.8 KG<br/>Carton weight: 70.5 LB   31.98 KG<br/>Carton volume: 24.5 FT³   0.69 MT³</p>                           |  <p><b>ADJUSTMENTS</b><br/>(1) Tilt tension<br/>(2) Pneumatic seat height<br/>(3) Back angle<br/>(4) Seat angle<br/>(6) Back/lumbar height<br/>(8) Sliding seat depth<br/>(9) Infinite position tilt lock</p>  | <p>Ergonomic features:<br/>A, B, C, D, E, F, G, H, M, N, Q, R, S, V</p> | <table border="1"> <tr> <td><b>3650-3</b></td> <td>1291</td> <td>1355</td> <td>1409</td> <td>1471</td> <td>1573</td> <td>1667</td> <td>1761</td> <td>1843</td> <td>1945</td> <td>2041</td> <td>2171</td> <td>2355</td> </tr> <tr> <td colspan="3"><b>OVERALL DIMENSIONS</b></td> <td colspan="3"><b>SEAT DIMENSIONS</b></td> <td colspan="3"><b>BACK DIMENSIONS</b></td> <td colspan="3"></td> </tr> <tr> <td><b>W</b></td> <td><b>D</b></td> <td><b>H</b></td> <td><b>W</b></td> <td><b>D</b></td> <td><b>H</b></td> <td><b>W</b></td> <td><b>H</b></td> <td colspan="4"></td> </tr> <tr> <td>IN 26</td> <td>25</td> <td>46.5</td> <td>21</td> <td>18-21</td> <td>17-21</td> <td>20</td> <td>27</td> <td colspan="4"></td> </tr> <tr> <td>MM 660</td> <td>635</td> <td>1181</td> <td>533</td> <td>457-533</td> <td>432-533</td> <td>508</td> <td>686</td> <td colspan="4"></td> </tr> <tr> <td><b>RTA 00</b></td> <td colspan="11">1 per carton</td> </tr> </table> |          |          |                        |          |          |                        |          |      |      |      |      | <b>3650-3</b> | 1291 | 1355 | 1409 | 1471 | 1573 | 1667 | 1761 | 1843 | 1945 | 2041 | 2171 | 2355 | <b>OVERALL DIMENSIONS</b> |  |  | <b>SEAT DIMENSIONS</b> |  |  | <b>BACK DIMENSIONS</b> |  |  |  |  |  | <b>W</b> | <b>D</b> | <b>H</b> | <b>W</b> | <b>D</b> | <b>H</b> | <b>W</b> | <b>H</b> |  |  |  |  | IN 26 | 25 | 46.5 | 21 | 18-21 | 17-21 | 20 | 27 |  |  |  |  | MM 660 | 635 | 1181 | 533 | 457-533 | 432-533 | 508 | 686 |  |  |  |  | <b>RTA 00</b> | 1 per carton |  |  |  |  |  |  |  |  |  |  |
|  |   |   | <b>3650-3</b>  | 1291     | 1355     | 1409                   | 1471     | 1573     | 1667                   | 1761     | 1843 | 1945 | 2041 | 2171 | 2355          |      |      |      |      |      |      |      |      |      |      |      |      |                           |  |  |                        |  |  |                        |  |  |  |  |  |          |          |          |          |          |          |          |          |  |  |  |  |       |    |      |    |       |       |    |    |  |  |  |  |        |     |      |     |         |         |     |     |  |  |  |  |               |              |  |  |  |  |  |  |  |  |  |  |
|  |   |   | <b>OVERALL DIMENSIONS</b>  |          |          | <b>SEAT DIMENSIONS</b> |          |          | <b>BACK DIMENSIONS</b> |          |      |      |      |      |               |      |      |      |      |      |      |      |      |      |      |      |      |                           |  |  |                        |  |  |                        |  |  |  |  |  |          |          |          |          |          |          |          |          |  |  |  |  |       |    |      |    |       |       |    |    |  |  |  |  |        |     |      |     |         |         |     |     |  |  |  |  |               |              |  |  |  |  |  |  |  |  |  |  |
|  |   |   | <b>W</b>   | <b>D</b> | <b>H</b> | <b>W</b>               | <b>D</b> | <b>H</b> | <b>W</b>               | <b>H</b> |      |      |      |      |               |      |      |      |      |      |      |      |      |      |      |      |      |                           |  |  |                        |  |  |                        |  |  |  |  |  |          |          |          |          |          |          |          |          |  |  |  |  |       |    |      |    |       |       |    |    |  |  |  |  |        |     |      |     |         |         |     |     |  |  |  |  |               |              |  |  |  |  |  |  |  |  |  |  |
|  |   |   | IN 26  | 25       | 46.5     | 21                     | 18-21    | 17-21    | 20                     | 27       |      |      |      |      |               |      |      |      |      |      |      |      |      |      |      |      |      |                           |  |  |                        |  |  |                        |  |  |  |  |  |          |          |          |          |          |          |          |          |  |  |  |  |       |    |      |    |       |       |    |    |  |  |  |  |        |     |      |     |         |         |     |     |  |  |  |  |               |              |  |  |  |  |  |  |  |  |  |  |
| MM 660   | 635   | 1181  | 533  | 457-533  | 432-533  | 508                    | 686      |          |                        |          |      |      |      |      |               |      |      |      |      |      |      |      |      |      |      |      |      |                           |  |  |                        |  |  |                        |  |  |  |  |  |          |          |          |          |          |          |          |          |  |  |  |  |       |    |      |    |       |       |    |    |  |  |  |  |        |     |      |     |         |         |     |     |  |  |  |  |               |              |  |  |  |  |  |  |  |  |  |  |
| <b>RTA 00</b>  | 1 per carton  |   |  |          |          |                        |          |          |                        |          |      |      |      |      |               |      |      |      |      |      |      |      |      |      |      |      |      |                           |  |  |                        |  |  |                        |  |  |  |  |  |          |          |          |          |          |          |          |          |  |  |  |  |       |    |      |    |       |       |    |    |  |  |  |  |        |     |      |     |         |         |     |     |  |  |  |  |               |              |  |  |  |  |  |  |  |  |  |  |
|  <p><b>MB Multi-Tilter</b><br/>COM: 1.75 YD   1.6 M<br/>Unit weight: 57 LB   25.9 KG<br/>Carton weight: 68 LB   30.84 KG<br/>Carton volume: 22.5 FT³   0.63 MT³</p>                          |  <p><b>ADJUSTMENTS</b><br/>(1) Tilt tension<br/>(2) Pneumatic seat height<br/>(3) Back angle<br/>(4) Seat angle<br/>(6) Back/lumbar height<br/>(8) Sliding seat depth<br/>(9) Infinite position tilt lock</p> | <p>Ergonomic features:<br/>A, B, C, D, E, F, G, H, M, N, Q, R, S, V</p> | <table border="1"> <tr> <td><b>3651-3</b></td> <td>1241</td> <td>1297</td> <td>1344</td> <td>1399</td> <td>1488</td> <td>1570</td> <td>1652</td> <td>1724</td> <td>1813</td> <td>1897</td> <td>2011</td> <td>2172</td> </tr> <tr> <td colspan="3"><b>OVERALL DIMENSIONS</b></td> <td colspan="3"><b>SEAT DIMENSIONS</b></td> <td colspan="3"><b>BACK DIMENSIONS</b></td> <td colspan="3"></td> </tr> <tr> <td><b>W</b></td> <td><b>D</b></td> <td><b>H</b></td> <td><b>W</b></td> <td><b>D</b></td> <td><b>H</b></td> <td><b>W</b></td> <td><b>H</b></td> <td colspan="4"></td> </tr> <tr> <td>IN 26</td> <td>25</td> <td>39.5</td> <td>21</td> <td>18-21</td> <td>17-21</td> <td>20</td> <td>21</td> <td colspan="4"></td> </tr> <tr> <td>MM 660</td> <td>635</td> <td>1003</td> <td>533</td> <td>457-533</td> <td>432-533</td> <td>508</td> <td>533</td> <td colspan="4"></td> </tr> <tr> <td><b>RTA 00</b></td> <td colspan="11">1 per carton</td> </tr> </table> |          |          |                        |          |          |                        |          |      |      |      |      | <b>3651-3</b> | 1241 | 1297 | 1344 | 1399 | 1488 | 1570 | 1652 | 1724 | 1813 | 1897 | 2011 | 2172 | <b>OVERALL DIMENSIONS</b> |  |  | <b>SEAT DIMENSIONS</b> |  |  | <b>BACK DIMENSIONS</b> |  |  |  |  |  | <b>W</b> | <b>D</b> | <b>H</b> | <b>W</b> | <b>D</b> | <b>H</b> | <b>W</b> | <b>H</b> |  |  |  |  | IN 26 | 25 | 39.5 | 21 | 18-21 | 17-21 | 20 | 21 |  |  |  |  | MM 660 | 635 | 1003 | 533 | 457-533 | 432-533 | 508 | 533 |  |  |  |  | <b>RTA 00</b> | 1 per carton |  |  |  |  |  |  |  |  |  |  |
|  |   |   | <b>3651-3</b>  | 1241     | 1297     | 1344                   | 1399     | 1488     | 1570                   | 1652     | 1724 | 1813 | 1897 | 2011 | 2172          |      |      |      |      |      |      |      |      |      |      |      |      |                           |  |  |                        |  |  |                        |  |  |  |  |  |          |          |          |          |          |          |          |          |  |  |  |  |       |    |      |    |       |       |    |    |  |  |  |  |        |     |      |     |         |         |     |     |  |  |  |  |               |              |  |  |  |  |  |  |  |  |  |  |
|  |   |   | <b>OVERALL DIMENSIONS</b>  |          |          | <b>SEAT DIMENSIONS</b> |          |          | <b>BACK DIMENSIONS</b> |          |      |      |      |      |               |      |      |      |      |      |      |      |      |      |      |      |      |                           |  |  |                        |  |  |                        |  |  |  |  |  |          |          |          |          |          |          |          |          |  |  |  |  |       |    |      |    |       |       |    |    |  |  |  |  |        |     |      |     |         |         |     |     |  |  |  |  |               |              |  |  |  |  |  |  |  |  |  |  |
|  |   |   | <b>W</b>   | <b>D</b> | <b>H</b> | <b>W</b>               | <b>D</b> | <b>H</b> | <b>W</b>               | <b>H</b> |      |      |      |      |               |      |      |      |      |      |      |      |      |      |      |      |      |                           |  |  |                        |  |  |                        |  |  |  |  |  |          |          |          |          |          |          |          |          |  |  |  |  |       |    |      |    |       |       |    |    |  |  |  |  |        |     |      |     |         |         |     |     |  |  |  |  |               |              |  |  |  |  |  |  |  |  |  |  |
|  |   |   | IN 26  | 25       | 39.5     | 21                     | 18-21    | 17-21    | 20                     | 21       |      |      |      |      |               |      |      |      |      |      |      |      |      |      |      |      |      |                           |  |  |                        |  |  |                        |  |  |  |  |  |          |          |          |          |          |          |          |          |  |  |  |  |       |    |      |    |       |       |    |    |  |  |  |  |        |     |      |     |         |         |     |     |  |  |  |  |               |              |  |  |  |  |  |  |  |  |  |  |
| MM 660   | 635   | 1003  | 533  | 457-533  | 432-533  | 508                    | 533      |          |                        |          |      |      |      |      |               |      |      |      |      |      |      |      |      |      |      |      |      |                           |  |  |                        |  |  |                        |  |  |  |  |  |          |          |          |          |          |          |          |          |  |  |  |  |       |    |      |    |       |       |    |    |  |  |  |  |        |     |      |     |         |         |     |     |  |  |  |  |               |              |  |  |  |  |  |  |  |  |  |  |
| <b>RTA 00</b>  | 1 per carton  |   |  |          |          |                        |          |          |                        |          |      |      |      |      |               |      |      |      |      |      |      |      |      |      |      |      |      |                           |  |  |                        |  |  |                        |  |  |  |  |  |          |          |          |          |          |          |          |          |  |  |  |  |       |    |      |    |       |       |    |    |  |  |  |  |        |     |      |     |         |         |     |     |  |  |  |  |               |              |  |  |  |  |  |  |  |  |  |  |
|  <p><b>HB Weight Sensing Synchro w/Adj. Lumbar</b><br/>COM: 2 YD   1.83 M<br/>Unit weight: 54 LB   24.5 KG<br/>Carton weight: 66.5 LB   30.16 KG<br/>Carton volume: 24.5 FT³   0.69 MT³</p> |  <p><b>ADJUSTMENTS</b><br/>Automatic tilt tension<br/>(2) Pneumatic seat height<br/>Back/lumbar height<br/>(8) Sliding seat depth<br/>(9) Multi position tilt lock</p>                                       | <p>Ergonomic features:<br/>A, B, C, D, E, H, L, M, N, Q, R, V</p>       | <table border="1"> <tr> <td><b>3650-8</b></td> <td>1291</td> <td>1355</td> <td>1409</td> <td>1471</td> <td>1573</td> <td>1667</td> <td>1761</td> <td>1843</td> <td>1945</td> <td>2041</td> <td>2171</td> <td>2355</td> </tr> <tr> <td colspan="3"><b>OVERALL DIMENSIONS</b></td> <td colspan="3"><b>SEAT DIMENSIONS</b></td> <td colspan="3"><b>BACK DIMENSIONS</b></td> <td colspan="3"></td> </tr> <tr> <td><b>W</b></td> <td><b>D</b></td> <td><b>H</b></td> <td><b>W</b></td> <td><b>D</b></td> <td><b>H</b></td> <td><b>W</b></td> <td><b>H</b></td> <td colspan="4"></td> </tr> <tr> <td>IN 26</td> <td>25</td> <td>45.5</td> <td>21</td> <td>18-21</td> <td>16-20</td> <td>20</td> <td>26</td> <td colspan="4"></td> </tr> <tr> <td>MM 660</td> <td>635</td> <td>1156</td> <td>533</td> <td>457-533</td> <td>406-508</td> <td>508</td> <td>660</td> <td colspan="4"></td> </tr> <tr> <td><b>RTA 00</b></td> <td colspan="11">1 per carton</td> </tr> </table> |          |          |                        |          |          |                        |          |      |      |      |      | <b>3650-8</b> | 1291 | 1355 | 1409 | 1471 | 1573 | 1667 | 1761 | 1843 | 1945 | 2041 | 2171 | 2355 | <b>OVERALL DIMENSIONS</b> |  |  | <b>SEAT DIMENSIONS</b> |  |  | <b>BACK DIMENSIONS</b> |  |  |  |  |  | <b>W</b> | <b>D</b> | <b>H</b> | <b>W</b> | <b>D</b> | <b>H</b> | <b>W</b> | <b>H</b> |  |  |  |  | IN 26 | 25 | 45.5 | 21 | 18-21 | 16-20 | 20 | 26 |  |  |  |  | MM 660 | 635 | 1156 | 533 | 457-533 | 406-508 | 508 | 660 |  |  |  |  | <b>RTA 00</b> | 1 per carton |  |  |  |  |  |  |  |  |  |  |
|  |   |   | <b>3650-8</b>  | 1291     | 1355     | 1409                   | 1471     | 1573     | 1667                   | 1761     | 1843 | 1945 | 2041 | 2171 | 2355          |      |      |      |      |      |      |      |      |      |      |      |      |                           |  |  |                        |  |  |                        |  |  |  |  |  |          |          |          |          |          |          |          |          |  |  |  |  |       |    |      |    |       |       |    |    |  |  |  |  |        |     |      |     |         |         |     |     |  |  |  |  |               |              |  |  |  |  |  |  |  |  |  |  |
|  |   |   | <b>OVERALL DIMENSIONS</b>  |          |          | <b>SEAT DIMENSIONS</b> |          |          | <b>BACK DIMENSIONS</b> |          |      |      |      |      |               |      |      |      |      |      |      |      |      |      |      |      |      |                           |  |  |                        |  |  |                        |  |  |  |  |  |          |          |          |          |          |          |          |          |  |  |  |  |       |    |      |    |       |       |    |    |  |  |  |  |        |     |      |     |         |         |     |     |  |  |  |  |               |              |  |  |  |  |  |  |  |  |  |  |
|  |   |   | <b>W</b>   | <b>D</b> | <b>H</b> | <b>W</b>               | <b>D</b> | <b>H</b> | <b>W</b>               | <b>H</b> |      |      |      |      |               |      |      |      |      |      |      |      |      |      |      |      |      |                           |  |  |                        |  |  |                        |  |  |  |  |  |          |          |          |          |          |          |          |          |  |  |  |  |       |    |      |    |       |       |    |    |  |  |  |  |        |     |      |     |         |         |     |     |  |  |  |  |               |              |  |  |  |  |  |  |  |  |  |  |
|  |   |   | IN 26  | 25       | 45.5     | 21                     | 18-21    | 16-20    | 20                     | 26       |      |      |      |      |               |      |      |      |      |      |      |      |      |      |      |      |      |                           |  |  |                        |  |  |                        |  |  |  |  |  |          |          |          |          |          |          |          |          |  |  |  |  |       |    |      |    |       |       |    |    |  |  |  |  |        |     |      |     |         |         |     |     |  |  |  |  |               |              |  |  |  |  |  |  |  |  |  |  |
| MM 660   | 635   | 1156  | 533  | 457-533  | 406-508  | 508                    | 660      |          |                        |          |      |      |      |      |               |      |      |      |      |      |      |      |      |      |      |      |      |                           |  |  |                        |  |  |                        |  |  |  |  |  |          |          |          |          |          |          |          |          |  |  |  |  |       |    |      |    |       |       |    |    |  |  |  |  |        |     |      |     |         |         |     |     |  |  |  |  |               |              |  |  |  |  |  |  |  |  |  |  |
| <b>RTA 00</b>  | 1 per carton  |   |  |          |          |                        |          |          |                        |          |      |      |      |      |               |      |      |      |      |      |      |      |      |      |      |      |      |                           |  |  |                        |  |  |                        |  |  |  |  |  |          |          |          |          |          |          |          |          |  |  |  |  |       |    |      |    |       |       |    |    |  |  |  |  |        |     |      |     |         |         |     |     |  |  |  |  |               |              |  |  |  |  |  |  |  |  |  |  |
|  <p><b>MB Weight Sensing Synchro w/Adj. Lumbar</b><br/>COM: 1.75 YD   1.6 M<br/>Unit weight: 52 LB   23.6 KG<br/>Carton weight: 63 LB   28.58 KG<br/>Carton volume: 22.5 FT³   0.63 MT³</p> |  <p><b>ADJUSTMENTS</b><br/>Automatic tilt tension<br/>(2) Pneumatic seat height<br/>Back/lumbar height<br/>(8) Sliding seat depth<br/>(9) Multi position tilt lock</p>                                       | <p>Ergonomic features:<br/>A, B, C, D, E, H, L, M, N, Q, R, V</p>       | <table border="1"> <tr> <td><b>3651-8</b></td> <td>1241</td> <td>1297</td> <td>1344</td> <td>1399</td> <td>1488</td> <td>1570</td> <td>1652</td> <td>1724</td> <td>1813</td> <td>1897</td> <td>2011</td> <td>2172</td> </tr> <tr> <td colspan="3"><b>OVERALL DIMENSIONS</b></td> <td colspan="3"><b>SEAT DIMENSIONS</b></td> <td colspan="3"><b>BACK DIMENSIONS</b></td> <td colspan="3"></td> </tr> <tr> <td><b>W</b></td> <td><b>D</b></td> <td><b>H</b></td> <td><b>W</b></td> <td><b>D</b></td> <td><b>H</b></td> <td><b>W</b></td> <td><b>H</b></td> <td colspan="4"></td> </tr> <tr> <td>IN 26</td> <td>25</td> <td>38.5</td> <td>21</td> <td>18-21</td> <td>16-20</td> <td>20</td> <td>20</td> <td colspan="4"></td> </tr> <tr> <td>MM 660</td> <td>635</td> <td>978</td> <td>533</td> <td>457-533</td> <td>406-508</td> <td>508</td> <td>508</td> <td colspan="4"></td> </tr> <tr> <td><b>RTA 00</b></td> <td colspan="11">1 per carton</td> </tr> </table>  |          |          |                        |          |          |                        |          |      |      |      |      | <b>3651-8</b> | 1241 | 1297 | 1344 | 1399 | 1488 | 1570 | 1652 | 1724 | 1813 | 1897 | 2011 | 2172 | <b>OVERALL DIMENSIONS</b> |  |  | <b>SEAT DIMENSIONS</b> |  |  | <b>BACK DIMENSIONS</b> |  |  |  |  |  | <b>W</b> | <b>D</b> | <b>H</b> | <b>W</b> | <b>D</b> | <b>H</b> | <b>W</b> | <b>H</b> |  |  |  |  | IN 26 | 25 | 38.5 | 21 | 18-21 | 16-20 | 20 | 20 |  |  |  |  | MM 660 | 635 | 978  | 533 | 457-533 | 406-508 | 508 | 508 |  |  |  |  | <b>RTA 00</b> | 1 per carton |  |  |  |  |  |  |  |  |  |  |
|  |   |   | <b>3651-8</b>  | 1241     | 1297     | 1344                   | 1399     | 1488     | 1570                   | 1652     | 1724 | 1813 | 1897 | 2011 | 2172          |      |      |      |      |      |      |      |      |      |      |      |      |                           |  |  |                        |  |  |                        |  |  |  |  |  |          |          |          |          |          |          |          |          |  |  |  |  |       |    |      |    |       |       |    |    |  |  |  |  |        |     |      |     |         |         |     |     |  |  |  |  |               |              |  |  |  |  |  |  |  |  |  |  |
|  |   |   | <b>OVERALL DIMENSIONS</b>  |          |          | <b>SEAT DIMENSIONS</b> |          |          | <b>BACK DIMENSIONS</b> |          |      |      |      |      |               |      |      |      |      |      |      |      |      |      |      |      |      |                           |  |  |                        |  |  |                        |  |  |  |  |  |          |          |          |          |          |          |          |          |  |  |  |  |       |    |      |    |       |       |    |    |  |  |  |  |        |     |      |     |         |         |     |     |  |  |  |  |               |              |  |  |  |  |  |  |  |  |  |  |
|  |   |   | <b>W</b>   | <b>D</b> | <b>H</b> | <b>W</b>               | <b>D</b> | <b>H</b> | <b>W</b>               | <b>H</b> |      |      |      |      |               |      |      |      |      |      |      |      |      |      |      |      |      |                           |  |  |                        |  |  |                        |  |  |  |  |  |          |          |          |          |          |          |          |          |  |  |  |  |       |    |      |    |       |       |    |    |  |  |  |  |        |     |      |     |         |         |     |     |  |  |  |  |               |              |  |  |  |  |  |  |  |  |  |  |
|  |   |   | IN 26  | 25       | 38.5     | 21                     | 18-21    | 16-20    | 20                     | 20       |      |      |      |      |               |      |      |      |      |      |      |      |      |      |      |      |      |                           |  |  |                        |  |  |                        |  |  |  |  |  |          |          |          |          |          |          |          |          |  |  |  |  |       |    |      |    |       |       |    |    |  |  |  |  |        |     |      |     |         |         |     |     |  |  |  |  |               |              |  |  |  |  |  |  |  |  |  |  |
| MM 660   | 635   | 978   | 533  | 457-533  | 406-508  | 508                    | 508      |          |                        |          |      |      |      |      |               |      |      |      |      |      |      |      |      |      |      |      |      |                           |  |  |                        |  |  |                        |  |  |  |  |  |          |          |          |          |          |          |          |          |  |  |  |  |       |    |      |    |       |       |    |    |  |  |  |  |        |     |      |     |         |         |     |     |  |  |  |  |               |              |  |  |  |  |  |  |  |  |  |  |
| <b>RTA 00</b>  | 1 per carton  |   |  |          |          |                        |          |          |                        |          |      |      |      |      |               |      |      |      |      |      |      |      |      |      |      |      |      |                           |  |  |                        |  |  |                        |  |  |  |  |  |          |          |          |          |          |          |          |          |  |  |  |  |       |    |      |    |       |       |    |    |  |  |  |  |        |     |      |     |         |         |     |     |  |  |  |  |               |              |  |  |  |  |  |  |  |  |  |  |

TRUFORM



model 5450-3




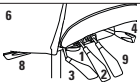


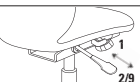


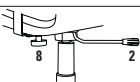

model 5451-3


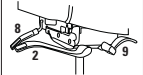


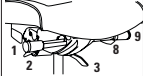


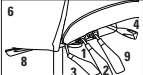







STANDARD FEATURES


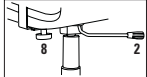


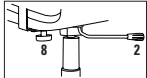

- Eighteen different models are available, all featuring gently curved, streamlined seat and back cushions.
- Standard with adjustable height (SC) arms.
- All models are standard with a high rise, injection molded base, Black only.
- All models are shipped partially KD.
- Seat depth is standard on models 5450-3, 5450-8, 5451-0, 5451-3.
- Vari-Width (WA) width adjustable arm extensions are standard on chairs with adjustable arms. Allows the arms to move away from the seat by 2" on each side to allow space if desired for broader hip widths.
- Truform heavy duty models can be found under the Heavy Duty section (page 333).
- Dual wheel carpet casters (C1) are standard.
- Upholstery options: fabric and some vinyl only. Note: Select stretchy vinyls can be used including Allante FRee. Some wrinkling of the materials on the upper left and right corner of the back is normal and should be expected.

OPTIONAL FEATURES

- Arched, polished aluminum base (B5) is available, please specify (ALU). Add \$131.
- For hard surface flooring casters, please specify (C9R). Add \$21.
- For additional arm/caster options, please refer to the Arm and Caster section (page 347). *Optional casters may be priced higher than the standard casters for your chair and the difference will be charged. Lower priced optional casters will not be credited.*

| DESCRIPTION  | FEATURES   | MODEL #                   | STANDARD TEXTILE GRADES |              |                        |                    |                      |                        |                    |      |      |      |      |      |  |  |
|--|--|---------------------------|-------------------------|--------------|------------------------|--------------------|----------------------|------------------------|--------------------|------|------|------|------|------|--|--|
|  |  |                           | 1                       | 2            | 3                      | 4                  | 5                    | 6                      | 7                  | 8    | 9    | 10   | 11   | 12   |  |  |
|  <p><b>HB Multi-Tilter</b><br/>COM: 2 YD   1.83 M<br/>Unit weight: 58 LB   26.4 KG<br/>Carton weight: 63 LB   28.58 KG<br/>Carton volume: 10.5 FT³   0.29 MT³</p> |  <p><b>ADJUSTMENTS</b><br/>(1) Tilt tension<br/>(2) Pneumatic seat height<br/>(3) Back angle<br/>(4) Seat angle<br/>(6) Back/lumbar height<br/>(8) Sliding seat depth<br/>(9) Infinite position tilt lock</p> | <b>5450-3</b>             | 903                     | 967          | 1021                   | 1083               | 1185                 | 1279                   | 1373               | 1455 | 1557 | 1653 | 1783 | 1967 |  |  |
|  |  | <b>OVERALL DIMENSIONS</b> |                         |              | <b>SEAT DIMENSIONS</b> |                    |                      | <b>BACK DIMENSIONS</b> |                    |      |      |      |      |      |  |  |
|  |  | <b>W</b>                  | <b>D</b>                | <b>H</b>     | <b>W</b>               | <b>D</b>           | <b>H</b>             | <b>W</b>               | <b>H</b>           |      |      |      |      |      |  |  |
|  |  | IN 26<br>MM 660           | 25<br>635               | 42<br>1067   | 20<br>508              | 18-21<br>457-533   | 16.5-21.5<br>419-546 | 20<br>508              | 23.5-26<br>597-660 |      |      |      |      |      |  |  |
| <p>RTA 2  1 per carton</p>  |  |                           |                         |              |                        |                    |                      |                        |                    |      |      |      |      |      |  |  |
|  <p><b>HB Tilter</b><br/>COM: 2 YD   1.83 M<br/>Unit weight: 40 LB   18.2 KG<br/>Carton weight: 50 LB   22.68 KG<br/>Carton volume: 10.5 FT³   0.29 MT³</p>     |  <p><b>ADJUSTMENTS</b><br/>(1) Tilt tension<br/>(2) Pneumatic seat height<br/>(9) Upright position tilt lock<br/>Center tilt action</p>   | <b>5450-4</b>             | 785                     | 849          | 903                    | 965                | 1067                 | 1161                   | 1255               | 1337 | 1439 | 1535 | 1665 | 1849 |  |  |
|  |  | <b>OVERALL DIMENSIONS</b> |                         |              | <b>SEAT DIMENSIONS</b> |                    |                      | <b>BACK DIMENSIONS</b> |                    |      |      |      |      |      |  |  |
|  |  | <b>W</b>                  | <b>D</b>                | <b>H</b>     | <b>W</b>               | <b>D</b>           | <b>H</b>             | <b>W</b>               | <b>H</b>           |      |      |      |      |      |  |  |
|  |  | IN 26<br>MM 660           | 25<br>635               | 42<br>1067   | 20<br>508              | 18-20.5<br>457-521 | 16.5-21.5<br>419-546 | 20<br>508              | 23.5-26<br>597-660 |      |      |      |      |      |  |  |
| <p>RTA 2  1 per carton</p>  |  |                           |                         |              |                        |                    |                      |                        |                    |      |      |      |      |      |  |  |
|  <p><b>HB Task</b><br/>COM: 2 YD   1.83 M<br/>Unit weight: 34 LB   15.5 KG<br/>Carton weight: 44 LB   19.96 KG<br/>Carton volume: 10.5 FT³   0.29 MT³</p>       |  <p><b>ADJUSTMENTS</b><br/>(2) Pneumatic seat height<br/>(8) Manual seat depth</p>  | <b>5450-6</b>             | 659                     | 723          | 777                    | 839                | 941                  | 1035                   | 1129               | 1211 | 1313 | 1409 | 1539 | 1723 |  |  |
|  |  | <b>OVERALL DIMENSIONS</b> |                         |              | <b>SEAT DIMENSIONS</b> |                    |                      | <b>BACK DIMENSIONS</b> |                    |      |      |      |      |      |  |  |
|  |  | <b>W</b>                  | <b>D</b>                | <b>H</b>     | <b>W</b>               | <b>D</b>           | <b>H</b>             | <b>W</b>               | <b>H</b>           |      |      |      |      |      |  |  |
|  |  | IN 26<br>MM 660           | 25<br>635               | 41.5<br>1054 | 20<br>508              | 18-20.5<br>457-521 | 16-21<br>406-533     | 20<br>508              | 23.5-26<br>597-660 |      |      |      |      |      |  |  |
| <p>RTA 2  1 per carton</p>  |  |                           |                         |              |                        |                    |                      |                        |                    |      |      |      |      |      |  |  |

| DESCRIPTION  | FEATURES   | MODEL #   | STANDARD TEXTILE GRADES   |         |         |                 |         |           |                 |         |   |    |    |    |                    |  |  |                 |  |  |                 |  |  |   |   |   |   |   |   |   |   |       |    |      |    |         |           |    |         |        |     |      |     |         |         |     |         |
|--|--|---|---|---------|---------|-----------------|---------|-----------|-----------------|---------|---|----|----|----|--------------------|--|--|-----------------|--|--|-----------------|--|--|---|---|---|---|---|---|---|---|-------|----|------|----|---------|-----------|----|---------|--------|-----|------|-----|---------|---------|-----|---------|
|  |  |   | 1   | 2       | 3       | 4               | 5       | 6         | 7               | 8       | 9 | 10 | 11 | 12 |                    |  |  |                 |  |  |                 |  |  |   |   |   |   |   |   |   |   |       |    |      |    |         |           |    |         |        |     |      |     |         |         |     |         |
|  <p><b>HB Weight Sensing Synchro-Tilter</b><br/>COM: 2 YD   1.83 M<br/>Unit weight: 54 LB   24.5 KG<br/>Carton weight: 64 LB   29.03 KG<br/>Carton volume: 10.5 FT³   0.29 MT³</p>      |  <p><b>ADJUSTMENTS</b><br/>Automatic tilt tension<br/>(2) Pneumatic seat height<br/>Back/lumbar height<br/>(8) Sliding seat depth<br/>(9) Multi position tilt lock</p>  | <p>Ergonomic features:<br/>A, B, C, D, E, G, H, L, M, N, Q</p>    | <table border="1"> <thead> <tr> <th colspan="3">OVERALL DIMENSIONS</th> <th colspan="3">SEAT DIMENSIONS</th> <th colspan="3">BACK DIMENSIONS</th> </tr> <tr> <th>W</th><th>D</th><th>H</th> <th>W</th><th>D</th><th>H</th> <th>W</th><th>H</th> </tr> </thead> <tbody> <tr> <td>IN 26</td><td>25</td><td>41.5</td> <td>20</td><td>18-21</td><td>16-21</td> <td>20</td><td>23.5-26</td> </tr> <tr> <td>MM 660</td><td>635</td><td>1054</td> <td>508</td><td>457-533</td><td>406-533</td> <td>508</td><td>597-660</td> </tr> </tbody> </table>      |         |         |                 |         |           |                 |         |   |    |    |    | OVERALL DIMENSIONS |  |  | SEAT DIMENSIONS |  |  | BACK DIMENSIONS |  |  | W | D | H | W | D | H | W | H | IN 26 | 25 | 41.5 | 20 | 18-21   | 16-21     | 20 | 23.5-26 | MM 660 | 635 | 1054 | 508 | 457-533 | 406-533 | 508 | 597-660 |
|  |  |   | OVERALL DIMENSIONS  |         |         | SEAT DIMENSIONS |         |           | BACK DIMENSIONS |         |   |    |    |    |                    |  |  |                 |  |  |                 |  |  |   |   |   |   |   |   |   |   |       |    |      |    |         |           |    |         |        |     |      |     |         |         |     |         |
|  |  |   | W   | D       | H       | W               | D       | H         | W               | H       |   |    |    |    |                    |  |  |                 |  |  |                 |  |  |   |   |   |   |   |   |   |   |       |    |      |    |         |           |    |         |        |     |      |     |         |         |     |         |
|  |  |   | IN 26   | 25      | 41.5    | 20              | 18-21   | 16-21     | 20              | 23.5-26 |   |    |    |    |                    |  |  |                 |  |  |                 |  |  |   |   |   |   |   |   |   |   |       |    |      |    |         |           |    |         |        |     |      |     |         |         |     |         |
| MM 660   | 635  | 1054  | 508   | 457-533 | 406-533 | 508             | 597-660 |           |                 |         |   |    |    |    |                    |  |  |                 |  |  |                 |  |  |   |   |   |   |   |   |   |   |       |    |      |    |         |           |    |         |        |     |      |     |         |         |     |         |
| <p>RTA 2  1 per carton</p>  |  |   |   |         |         |                 |         |           |                 |         |   |    |    |    |                    |  |  |                 |  |  |                 |  |  |   |   |   |   |   |   |   |   |       |    |      |    |         |           |    |         |        |     |      |     |         |         |     |         |
|  <p><b>MB Synchro-Tilter w/Back Angle Adj.</b><br/>COM: 1.75 YD   1.6 M<br/>Unit weight: 53 LB   24.1 KG<br/>Carton weight: 63 LB   28.58 KG<br/>Carton volume: 10.5 FT³   0.29 MT³</p> |  <p><b>ADJUSTMENTS</b><br/>(1) Tilt tension<br/>(2) Pneumatic seat height<br/>(3) Back angle<br/>Back/lumbar height<br/>(8) Sliding seat depth<br/>(9) Multi position tilt lock<br/>Synchro tilt action</p>   | <p>Ergonomic features:<br/>A, B, C, D, E, G, H, J, L, M, N, Q</p> | <table border="1"> <thead> <tr> <th colspan="3">OVERALL DIMENSIONS</th> <th colspan="3">SEAT DIMENSIONS</th> <th colspan="3">BACK DIMENSIONS</th> </tr> <tr> <th>W</th><th>D</th><th>H</th> <th>W</th><th>D</th><th>H</th> <th>W</th><th>H</th> </tr> </thead> <tbody> <tr> <td>IN 26</td><td>25</td><td>38.5</td> <td>20</td><td>18-21</td><td>16.5-21.5</td> <td>20</td><td>20-22.5</td> </tr> <tr> <td>MM 660</td><td>635</td><td>978</td> <td>508</td><td>457-533</td><td>419-546</td> <td>508</td><td>508-572</td> </tr> </tbody> </table>   |         |         |                 |         |           |                 |         |   |    |    |    | OVERALL DIMENSIONS |  |  | SEAT DIMENSIONS |  |  | BACK DIMENSIONS |  |  | W | D | H | W | D | H | W | H | IN 26 | 25 | 38.5 | 20 | 18-21   | 16.5-21.5 | 20 | 20-22.5 | MM 660 | 635 | 978  | 508 | 457-533 | 419-546 | 508 | 508-572 |
|  |  |   | OVERALL DIMENSIONS  |         |         | SEAT DIMENSIONS |         |           | BACK DIMENSIONS |         |   |    |    |    |                    |  |  |                 |  |  |                 |  |  |   |   |   |   |   |   |   |   |       |    |      |    |         |           |    |         |        |     |      |     |         |         |     |         |
|  |  |   | W   | D       | H       | W               | D       | H         | W               | H       |   |    |    |    |                    |  |  |                 |  |  |                 |  |  |   |   |   |   |   |   |   |   |       |    |      |    |         |           |    |         |        |     |      |     |         |         |     |         |
|  |  |   | IN 26   | 25      | 38.5    | 20              | 18-21   | 16.5-21.5 | 20              | 20-22.5 |   |    |    |    |                    |  |  |                 |  |  |                 |  |  |   |   |   |   |   |   |   |   |       |    |      |    |         |           |    |         |        |     |      |     |         |         |     |         |
| MM 660   | 635  | 978   | 508   | 457-533 | 419-546 | 508             | 508-572 |           |                 |         |   |    |    |    |                    |  |  |                 |  |  |                 |  |  |   |   |   |   |   |   |   |   |       |    |      |    |         |           |    |         |        |     |      |     |         |         |     |         |
| <p>RTA 2  1 per carton</p>  |  |   |   |         |         |                 |         |           |                 |         |   |    |    |    |                    |  |  |                 |  |  |                 |  |  |   |   |   |   |   |   |   |   |       |    |      |    |         |           |    |         |        |     |      |     |         |         |     |         |
|  <p><b>MB Multi-Tilter</b><br/>COM: 1.75 YD   1.6 M<br/>Unit weight: 55 LB   25 KG<br/>Carton weight: 60 LB   27.22 KG<br/>Carton volume: 10.5 FT³   0.29 MT³</p>                       |  <p><b>ADJUSTMENTS</b><br/>(1) Tilt tension<br/>(2) Pneumatic seat height<br/>(3) Back angle<br/>(4) Seat angle<br/>(6) Back/lumbar height<br/>(8) Sliding seat depth<br/>(9) Infinite position tilt lock</p> | <p>Ergonomic features:<br/>A, B, C, D, E, F, G, H, M, N, Q, S</p> | <table border="1"> <thead> <tr> <th colspan="3">OVERALL DIMENSIONS</th> <th colspan="3">SEAT DIMENSIONS</th> <th colspan="3">BACK DIMENSIONS</th> </tr> <tr> <th>W</th><th>D</th><th>H</th> <th>W</th><th>D</th><th>H</th> <th>W</th><th>H</th> </tr> </thead> <tbody> <tr> <td>IN 26</td><td>25</td><td>38.5</td> <td>20</td><td>18-21</td><td>16.5-21.5</td> <td>20</td><td>20-22.5</td> </tr> <tr> <td>MM 660</td><td>635</td><td>978</td> <td>508</td><td>457-533</td><td>419-546</td> <td>508</td><td>508-572</td> </tr> </tbody> </table>   |         |         |                 |         |           |                 |         |   |    |    |    | OVERALL DIMENSIONS |  |  | SEAT DIMENSIONS |  |  | BACK DIMENSIONS |  |  | W | D | H | W | D | H | W | H | IN 26 | 25 | 38.5 | 20 | 18-21   | 16.5-21.5 | 20 | 20-22.5 | MM 660 | 635 | 978  | 508 | 457-533 | 419-546 | 508 | 508-572 |
|  |  |   | OVERALL DIMENSIONS  |         |         | SEAT DIMENSIONS |         |           | BACK DIMENSIONS |         |   |    |    |    |                    |  |  |                 |  |  |                 |  |  |   |   |   |   |   |   |   |   |       |    |      |    |         |           |    |         |        |     |      |     |         |         |     |         |
|  |  |   | W   | D       | H       | W               | D       | H         | W               | H       |   |    |    |    |                    |  |  |                 |  |  |                 |  |  |   |   |   |   |   |   |   |   |       |    |      |    |         |           |    |         |        |     |      |     |         |         |     |         |
|  |  |   | IN 26   | 25      | 38.5    | 20              | 18-21   | 16.5-21.5 | 20              | 20-22.5 |   |    |    |    |                    |  |  |                 |  |  |                 |  |  |   |   |   |   |   |   |   |   |       |    |      |    |         |           |    |         |        |     |      |     |         |         |     |         |
| MM 660   | 635  | 978   | 508   | 457-533 | 419-546 | 508             | 508-572 |           |                 |         |   |    |    |    |                    |  |  |                 |  |  |                 |  |  |   |   |   |   |   |   |   |   |       |    |      |    |         |           |    |         |        |     |      |     |         |         |     |         |
| <p>RTA 2  1 per carton</p>  |  |   |   |         |         |                 |         |           |                 |         |   |    |    |    |                    |  |  |                 |  |  |                 |  |  |   |   |   |   |   |   |   |   |       |    |      |    |         |           |    |         |        |     |      |     |         |         |     |         |
|  <p><b>MB Tilter</b><br/>COM: 1.75 YD   1.6 M<br/>Unit weight: 38 LB   17.3 KG<br/>Carton weight: 48 LB   21.77 KG<br/>Carton volume: 10.5 FT³   0.29 MT³</p>                         |  <p><b>ADJUSTMENTS</b><br/>(1) Tilt tension<br/>(2) Pneumatic seat height<br/>(9) Upright position tilt lock<br/>Center tilt action</p>   | <p>Ergonomic features:<br/>A, B, C, H, M, N, Q, S</p>             | <table border="1"> <thead> <tr> <th colspan="3">OVERALL DIMENSIONS</th> <th colspan="3">SEAT DIMENSIONS</th> <th colspan="3">BACK DIMENSIONS</th> </tr> <tr> <th>W</th><th>D</th><th>H</th> <th>W</th><th>D</th><th>H</th> <th>W</th><th>H</th> </tr> </thead> <tbody> <tr> <td>IN 26</td><td>25</td><td>38.5</td> <td>20</td><td>18-20.5</td><td>16.5-21.5</td> <td>20</td><td>20-22.5</td> </tr> <tr> <td>MM 660</td><td>635</td><td>978</td> <td>508</td><td>457-521</td><td>419-546</td> <td>508</td><td>508-572</td> </tr> </tbody> </table> |         |         |                 |         |           |                 |         |   |    |    |    | OVERALL DIMENSIONS |  |  | SEAT DIMENSIONS |  |  | BACK DIMENSIONS |  |  | W | D | H | W | D | H | W | H | IN 26 | 25 | 38.5 | 20 | 18-20.5 | 16.5-21.5 | 20 | 20-22.5 | MM 660 | 635 | 978  | 508 | 457-521 | 419-546 | 508 | 508-572 |
|  |  |   | OVERALL DIMENSIONS  |         |         | SEAT DIMENSIONS |         |           | BACK DIMENSIONS |         |   |    |    |    |                    |  |  |                 |  |  |                 |  |  |   |   |   |   |   |   |   |   |       |    |      |    |         |           |    |         |        |     |      |     |         |         |     |         |
|  |  |   | W   | D       | H       | W               | D       | H         | W               | H       |   |    |    |    |                    |  |  |                 |  |  |                 |  |  |   |   |   |   |   |   |   |   |       |    |      |    |         |           |    |         |        |     |      |     |         |         |     |         |
|  |  |   | IN 26   | 25      | 38.5    | 20              | 18-20.5 | 16.5-21.5 | 20              | 20-22.5 |   |    |    |    |                    |  |  |                 |  |  |                 |  |  |   |   |   |   |   |   |   |   |       |    |      |    |         |           |    |         |        |     |      |     |         |         |     |         |
| MM 660   | 635  | 978   | 508   | 457-521 | 419-546 | 508             | 508-572 |           |                 |         |   |    |    |    |                    |  |  |                 |  |  |                 |  |  |   |   |   |   |   |   |   |   |       |    |      |    |         |           |    |         |        |     |      |     |         |         |     |         |
| <p>RTA 2  1 per carton</p>  |  |   |   |         |         |                 |         |           |                 |         |   |    |    |    |                    |  |  |                 |  |  |                 |  |  |   |   |   |   |   |   |   |   |       |    |      |    |         |           |    |         |        |     |      |     |         |         |     |         |
|  <p><b>MB Operator</b><br/>COM: 1.75 YD   1.6 M<br/>Unit weight: 40 LB   18.2 KG<br/>Carton weight: 45 LB   20.41 KG<br/>Carton volume: 10.5 FT³   0.29 MT³</p>                       |  <p><b>ADJUSTMENTS</b><br/>(2) Pneumatic seat height<br/>(3) Back angle<br/>(4) Seat angle<br/>(6) Back/lumbar height<br/>Free floating seat &amp; back</p>   | <p>Ergonomic features:<br/>C, D, F, G, H, M, N, Q</p>             | <table border="1"> <thead> <tr> <th colspan="3">OVERALL DIMENSIONS</th> <th colspan="3">SEAT DIMENSIONS</th> <th colspan="3">BACK DIMENSIONS</th> </tr> <tr> <th>W</th><th>D</th><th>H</th> <th>W</th><th>D</th><th>H</th> <th>W</th><th>H</th> </tr> </thead> <tbody> <tr> <td>IN 26</td><td>25</td><td>38.5</td> <td>20</td><td>18-20.5</td><td>16.5-21.5</td> <td>20</td><td>20-22.5</td> </tr> <tr> <td>MM 660</td><td>635</td><td>978</td> <td>508</td><td>457-521</td><td>419-546</td> <td>508</td><td>508-572</td> </tr> </tbody> </table> |         |         |                 |         |           |                 |         |   |    |    |    | OVERALL DIMENSIONS |  |  | SEAT DIMENSIONS |  |  | BACK DIMENSIONS |  |  | W | D | H | W | D | H | W | H | IN 26 | 25 | 38.5 | 20 | 18-20.5 | 16.5-21.5 | 20 | 20-22.5 | MM 660 | 635 | 978  | 508 | 457-521 | 419-546 | 508 | 508-572 |
|  |  |   | OVERALL DIMENSIONS  |         |         | SEAT DIMENSIONS |         |           | BACK DIMENSIONS |         |   |    |    |    |                    |  |  |                 |  |  |                 |  |  |   |   |   |   |   |   |   |   |       |    |      |    |         |           |    |         |        |     |      |     |         |         |     |         |
|  |  |   | W   | D       | H       | W               | D       | H         | W               | H       |   |    |    |    |                    |  |  |                 |  |  |                 |  |  |   |   |   |   |   |   |   |   |       |    |      |    |         |           |    |         |        |     |      |     |         |         |     |         |
|  |  |   | IN 26   | 25      | 38.5    | 20              | 18-20.5 | 16.5-21.5 | 20              | 20-22.5 |   |    |    |    |                    |  |  |                 |  |  |                 |  |  |   |   |   |   |   |   |   |   |       |    |      |    |         |           |    |         |        |     |      |     |         |         |     |         |
| MM 660   | 635  | 978   | 508   | 457-521 | 419-546 | 508             | 508-572 |           |                 |         |   |    |    |    |                    |  |  |                 |  |  |                 |  |  |   |   |   |   |   |   |   |   |       |    |      |    |         |           |    |         |        |     |      |     |         |         |     |         |
| <p>RTA 2  1 per carton</p>  |  |   |   |         |         |                 |         |           |                 |         |   |    |    |    |                    |  |  |                 |  |  |                 |  |  |   |   |   |   |   |   |   |   |       |    |      |    |         |           |    |         |        |     |      |     |         |         |     |         |

| DESCRIPTION   | FEATURES  | MODEL #  | STANDARD TEXTILE GRADES |     |                        |      |      |                        |      |      |      |      |      |      |  |  |
|---|---|--|-------------------------|-----|------------------------|------|------|------------------------|------|------|------|------|------|------|--|--|
|   |   |  | 1                       | 2   | 3                      | 4    | 5    | 6                      | 7    | 8    | 9    | 10   | 11   | 12   |  |  |
|  <p><b>MB Height Adjustable Stool Armless</b><br/>                     COM: 1.75 YD   1.6 M<br/>                     Unit weight: 32 LB   14.5 KG<br/>                     Carton weight: 38 LB   17.24 KG<br/>                     Carton volume: 10.5 FT³   0.29 MT³</p> |  <p><b>ADJUSTMENTS</b><br/>                     (2) Pneumatic seat height<br/>                     (8) Manual seat depth<br/>                     20" diameter footrest</p> <p>Ergonomic features:<br/>                     C, E, M, N</p>       | <b>5457-6</b>  | 765                     | 821 | 868                    | 923  | 1012 | 1094                   | 1176 | 1248 | 1337 | 1421 | 1535 | 1696 |  |  |
|   |   | <b>OVERALL DIMENSIONS</b>  |                         |     | <b>SEAT DIMENSIONS</b> |      |      | <b>BACK DIMENSIONS</b> |      |      |      |      |      |      |  |  |
|   |   | W D H  |                         |     | W D H                  |      |      | W H                    |      |      |      |      |      |      |  |  |
|   |   | IN 20 25 47  |                         |     | 20 17.5-19 22-30       |      |      | 20 20                  |      |      |      |      |      |      |  |  |
|   |   | MM 508 635 1194  |                         |     | 508 445-483 559-762    |      |      | 508 508                |      |      |      |      |      |      |  |  |
|   |   | RTA 2  1 per carton |                         |     |                        |      |      |                        |      |      |      |      |      |      |  |  |
|  <p><b>MB Height Adjustable Stool</b><br/>                     COM: 1.75 YD   1.6 M<br/>                     Unit weight: 40 LB   18.2 KG<br/>                     Carton weight: 44 LB   19.96 KG<br/>                     Carton volume: 10.5 FT³   0.29 MT³</p>         |  <p><b>ADJUSTMENTS</b><br/>                     (2) Pneumatic seat height<br/>                     (8) Manual seat depth<br/>                     20" diameter footrest</p> <p>Ergonomic features:<br/>                     C, E, H, Q, M, N</p> | <b>5458-6</b>  | 917                     | 973 | 1020                   | 1075 | 1164 | 1246                   | 1328 | 1400 | 1489 | 1573 | 1687 | 1848 |  |  |
|   |   | <b>OVERALL DIMENSIONS</b>  |                         |     | <b>SEAT DIMENSIONS</b> |      |      | <b>BACK DIMENSIONS</b> |      |      |      |      |      |      |  |  |
|   |   | W D H  |                         |     | W D H                  |      |      | W H                    |      |      |      |      |      |      |  |  |
|   |   | IN 26 25 47  |                         |     | 20 17.5-19 22-30       |      |      | 20 20                  |      |      |      |      |      |      |  |  |
|   |   | MM 660 635 1194  |                         |     | 508 445-483 559-762    |      |      | 508 508                |      |      |      |      |      |      |  |  |
|   |   | RTA 2  1 per carton |                         |     |                        |      |      |                        |      |      |      |      |      |      |  |  |



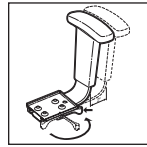
TYE



model 1950-4 (3N)



model 1951-4 (3N)



Vari-Width (WA) width adjustable arm extensions are optional when chair is ordered with adjustable arms.




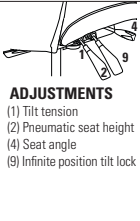

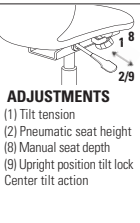

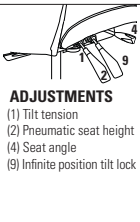
model 1953


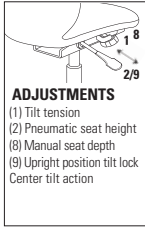



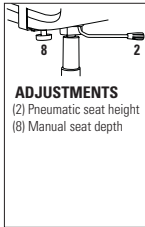


STANDARD FEATURES

- Chair backs feature contemporary two-tone textile combination of elastic mesh and upholstered trim.
- Standard with adjustable height T-arms with curved urethane armcaps (3N) in Black only.
- All models (except armchair) are standard with a five prong, injection molded spider base with dual wheel carpet casters (C65).
- Mesh available in Black only.
- Seat and back panels will be upholstered in the same textile unless otherwise specified.
- Upholstery options: fabric only.

OPTIONAL FEATURES

- Cantilever frame on armchair (model 1953) is available in Black (TBL) or Tungsten (TTU). No upcharge. For Chrome (CHM) finish, add 10% of opening published grade price..
- For hard surface flooring casters, please specify (C65R). Add \$21.
- Vari-Width (WA) width adjustable arm extensions are optional when chair is ordered with adjustable arms. Allows the arms to move away from the seat by 2" on each side to allow space if desired for broader hip widths. Add \$84.
- For additional arm/caster options, please refer to the Arm and Caster section (page 347). *Optional casters may be priced higher than the standard casters for your chair and the difference will be charged. Lower priced optional casters will not be credited.*

| DESCRIPTION   | FEATURES   | MODEL #                   | STANDARD TEXTILE GRADES |              |                        |                    |                      |                        |      |           |      |      |      |      |
|---|--|---------------------------|-------------------------|--------------|------------------------|--------------------|----------------------|------------------------|------|-----------|------|------|------|------|
|   |  |                           | 1                       | 2            | 3                      | 4                  | 5                    | 6                      | 7    | 8         | 9    | 10   | 11   | 12   |
|  <p><b>HB Multi-Tilter</b><br/>COM: 1.5 YD   1.37 M<br/>Unit weight: 43 LB   19.5 KG<br/>Carton weight: 55 LB   24.95 KG<br/>Carton volume: 11 FT<sup>3</sup>   0.31 MT<sup>3</sup></p>      |  <p><b>ADJUSTMENTS</b><br/>(1) Tilt tension<br/>(2) Pneumatic seat height<br/>(4) Seat angle<br/>(9) Infinite position tilt lock</p>                                | 1950-3                    | 906                     | 954          | 995                    | 1041               | 1118                 | 1188                   | 1259 | 1320      | 1397 | 1469 | 1566 | 1704 |
|   |  | <b>OVERALL DIMENSIONS</b> |                         |              | <b>SEAT DIMENSIONS</b> |                    |                      | <b>BACK DIMENSIONS</b> |      |           |      |      |      |      |
|   |  | W                         | D                       | H            | W                      | D                  | H                    | W                      |      | H         |      |      |      |      |
|   |  | IN 25<br>MM 635           | 26<br>660               | 45<br>1143   | 21<br>533              | 19-20.5<br>483-521 | 17-22<br>432-559     | 19.5<br>495            |      | 27<br>686 |      |      |      |      |
|   |  |                           | RTA 2                   | courier      | 1 per carton           |                    |                      |                        |      |           |      |      |      |      |
|  <p><b>HB Tilter</b><br/>COM: 1.5 YD   1.37 M<br/>Unit weight: 40 LB   18.2 KG<br/>Carton weight: 52 LB   23.59 KG<br/>Carton volume: 11 FT<sup>3</sup>   0.31 MT<sup>3</sup></p>          |  <p><b>ADJUSTMENTS</b><br/>(1) Tilt tension<br/>(2) Pneumatic seat height<br/>(8) Manual seat depth<br/>(9) Upright position tilt lock<br/>Center tilt action</p> | 1950-4                    | 782                     | 830          | 871                    | 917                | 994                  | 1064                   | 1135 | 1196      | 1273 | 1345 | 1442 | 1580 |
|   |  | <b>OVERALL DIMENSIONS</b> |                         |              | <b>SEAT DIMENSIONS</b> |                    |                      | <b>BACK DIMENSIONS</b> |      |           |      |      |      |      |
|   |  | W                         | D                       | H            | W                      | D                  | H                    | W                      |      | H         |      |      |      |      |
|   |  | IN 25<br>MM 635           | 26<br>660               | 45.5<br>1156 | 21<br>533              | 19-20.5<br>483-521 | 16.5-21.5<br>419-546 | 19.5<br>495            |      | 27<br>686 |      |      |      |      |
|   |  |                           | RTA 2                   | courier      | 1 per carton           |                    |                      |                        |      |           |      |      |      |      |
|  <p><b>MB Multi-Tilter</b><br/>COM: 1.25 YD   1.14 M<br/>Unit weight: 41 LB   18.6 KG<br/>Carton weight: 53 LB   24.04 KG<br/>Carton volume: 10.5 FT<sup>3</sup>   0.29 MT<sup>3</sup></p> |  <p><b>ADJUSTMENTS</b><br/>(1) Tilt tension<br/>(2) Pneumatic seat height<br/>(4) Seat angle<br/>(9) Infinite position tilt lock</p>                              | 1951-3                    | 865                     | 905          | 939                    | 978                | 1041                 | 1100                   | 1159 | 1210      | 1274 | 1334 | 1415 | 1530 |
|   |  | <b>OVERALL DIMENSIONS</b> |                         |              | <b>SEAT DIMENSIONS</b> |                    |                      | <b>BACK DIMENSIONS</b> |      |           |      |      |      |      |
|   |  | W                         | D                       | H            | W                      | D                  | H                    | W                      |      | H         |      |      |      |      |
|   |  | IN 25<br>MM 635           | 26<br>660               | 40.5<br>1029 | 21<br>533              | 19-20.5<br>483-521 | 17-22<br>432-559     | 19.5<br>495            |      | 23<br>584 |      |      |      |      |
|   |  |                           | RTA 2                   | courier      | 1 per carton           |                    |                      |                        |      |           |      |      |      |      |

| DESCRIPTION  | FEATURES   | MODEL #   | STANDARD TEXTILE GRADES  |                    |         |                    |                    |     |                 |                 |      |                 |                 |      |      |               |     |     |     |     |     |     |     |     |     |      |             |               |           |      |     |     |     |     |      |      |         |         |      |      |
|--|--|---|--|--------------------|---------|--------------------|--------------------|-----|-----------------|-----------------|------|-----------------|-----------------|------|------|---------------|-----|-----|-----|-----|-----|-----|-----|-----|-----|------|-------------|---------------|-----------|------|-----|-----|-----|-----|------|------|---------|---------|------|------|
|  |  |   | 1  | 2                  | 3       | 4                  | 5                  | 6   | 7               | 8               | 9    | 10              | 11              | 12   |      |               |     |     |     |     |     |     |     |     |     |      |             |               |           |      |     |     |     |     |      |      |         |         |      |      |
|  <p><b>MB Tilter</b><br/>COM: 1.25 YD   1.14 M<br/>Unit weight: 38 LB   17.3 KG<br/>Carton weight: 50 LB   22.68 KG<br/>Carton volume: 10.5 FT³   0.29 MT³</p>  |  <p><b>ADJUSTMENTS</b><br/>(1) Tilt tension<br/>(2) Pneumatic seat height<br/>(8) Manual seat depth<br/>(9) Upright position tilt lock<br/>Center tilt action</p> | <p>Ergonomic features:<br/>A, B, C, E, H, M, N, S</p>   | <table border="1"> <thead> <tr> <th></th> <th>1</th> <th>2</th> <th>3</th> <th>4</th> <th>5</th> <th>6</th> <th>7</th> <th>8</th> <th>9</th> <th>10</th> <th>11</th> <th>12</th> </tr> </thead> <tbody> <tr> <td><b>1951-4</b></td> <td>741</td> <td>781</td> <td>815</td> <td>854</td> <td>917</td> <td>976</td> <td>1035</td> <td>1086</td> <td>1150</td> <td>1210</td> <td>1291</td> <td>1406</td> </tr> </tbody> </table>  |                    |         |                    |                    |     |                 |                 |      |                 |                 |      |      | 1             | 2   | 3   | 4   | 5   | 6   | 7   | 8   | 9   | 10  | 11   | 12          | <b>1951-4</b> | 741       | 781  | 815 | 854 | 917 | 976 | 1035 | 1086 | 1150    | 1210    | 1291 | 1406 |
|  |  |   |  | 1                  | 2       | 3                  | 4                  | 5   | 6               | 7               | 8    | 9               | 10              | 11   | 12   |               |     |     |     |     |     |     |     |     |     |      |             |               |           |      |     |     |     |     |      |      |         |         |      |      |
|  |  |   | <b>1951-4</b>  | 741                | 781     | 815                | 854                | 917 | 976             | 1035            | 1086 | 1150            | 1210            | 1291 | 1406 |               |     |     |     |     |     |     |     |     |     |      |             |               |           |      |     |     |     |     |      |      |         |         |      |      |
|  |  |   | <table border="1"> <thead> <tr> <th rowspan="2"></th> <th colspan="3">OVERALL DIMENSIONS</th> <th colspan="3">SEAT DIMENSIONS</th> <th colspan="2">BACK DIMENSIONS</th> </tr> <tr> <th>W</th> <th>D</th> <th>H</th> <th>W</th> <th>D</th> <th>H</th> <th>W</th> <th>H</th> </tr> </thead> <tbody> <tr> <td>IN</td> <td>25</td> <td>26</td> <td>41</td> <td>21</td> <td>19-20.5</td> <td>16.5-21.5</td> <td>19.5</td> <td>23</td> </tr> <tr> <td>MM</td> <td>635</td> <td>660</td> <td>1041</td> <td>533</td> <td>483-521</td> <td>419-546</td> <td>495</td> <td>584</td> </tr> </tbody> </table> |                    |         |                    | OVERALL DIMENSIONS |     |                 | SEAT DIMENSIONS |      |                 | BACK DIMENSIONS |      | W    | D             | H   | W   | D   | H   | W   | H   | IN  | 25  | 26  | 41   | 21          | 19-20.5       | 16.5-21.5 | 19.5 | 23  | MM  | 635 | 660 | 1041 | 533  | 483-521 | 419-546 | 495  | 584  |
|  |  |   |  | OVERALL DIMENSIONS |         |                    | SEAT DIMENSIONS    |     |                 | BACK DIMENSIONS |      |                 |                 |      |      |               |     |     |     |     |     |     |     |     |     |      |             |               |           |      |     |     |     |     |      |      |         |         |      |      |
| W  | D  | H   |  | W                  | D       | H                  | W                  | H   |                 |                 |      |                 |                 |      |      |               |     |     |     |     |     |     |     |     |     |      |             |               |           |      |     |     |     |     |      |      |         |         |      |      |
| IN   | 25   | 26  | 41   | 21                 | 19-20.5 | 16.5-21.5          | 19.5               | 23  |                 |                 |      |                 |                 |      |      |               |     |     |     |     |     |     |     |     |     |      |             |               |           |      |     |     |     |     |      |      |         |         |      |      |
| MM   | 635  | 660   | 1041   | 533                | 483-521 | 419-546            | 495                | 584 |                 |                 |      |                 |                 |      |      |               |     |     |     |     |     |     |     |     |     |      |             |               |           |      |     |     |     |     |      |      |         |         |      |      |
| <p>RTA 2  1 per carton</p>  |  |   |  |                    |         |                    |                    |     |                 |                 |      |                 |                 |      |      |               |     |     |     |     |     |     |     |     |     |      |             |               |           |      |     |     |     |     |      |      |         |         |      |      |
| <table border="1"> <thead> <tr> <th></th> <th>1</th> <th>2</th> <th>3</th> <th>4</th> <th>5</th> <th>6</th> <th>7</th> <th>8</th> <th>9</th> <th>10</th> <th>11</th> <th>12</th> </tr> </thead> <tbody> <tr> <td><b>1952-6</b></td> <td>633</td> <td>665</td> <td>692</td> <td>723</td> <td>774</td> <td>821</td> <td>868</td> <td>909</td> <td>960</td> <td>1008</td> <td>1073</td> <td>1165</td> </tr> </tbody> </table> |  |   |  | 1                  | 2       | 3                  | 4                  | 5   | 6               | 7               | 8    | 9               | 10              | 11   | 12   | <b>1952-6</b> | 633 | 665 | 692 | 723 | 774 | 821 | 868 | 909 | 960 | 1008 | 1073        | 1165          |           |      |     |     |     |     |      |      |         |         |      |      |
|  | 1  | 2   | 3  | 4                  | 5       | 6                  | 7                  | 8   | 9               | 10              | 11   | 12              |                 |      |      |               |     |     |     |     |     |     |     |     |     |      |             |               |           |      |     |     |     |     |      |      |         |         |      |      |
| <b>1952-6</b>  | 633  | 665   | 692  | 723                | 774     | 821                | 868                | 909 | 960             | 1008            | 1073 | 1165            |                 |      |      |               |     |     |     |     |     |     |     |     |     |      |             |               |           |      |     |     |     |     |      |      |         |         |      |      |
|  <p><b>LB Task w/Arms</b><br/>COM: 1 YD   0.91 M<br/>Unit weight: 34 LB   15.5 KG<br/>Carton weight: 43 LB   19.5 KG<br/>Carton volume: 9.25 FT³   0.26 MT³</p>   |  <p><b>ADJUSTMENTS</b><br/>(2) Pneumatic seat height<br/>(8) Manual seat depth</p>  | <p>Ergonomic features:<br/>C, E, H, M, N</p>  | <table border="1"> <thead> <tr> <th></th> <th>1</th> <th>2</th> <th>3</th> <th>4</th> <th>5</th> <th>6</th> <th>7</th> <th>8</th> <th>9</th> <th>10</th> <th>11</th> <th>12</th> </tr> </thead> <tbody> <tr> <td><b>1952-6</b></td> <td>633</td> <td>665</td> <td>692</td> <td>723</td> <td>774</td> <td>821</td> <td>868</td> <td>909</td> <td>960</td> <td>1008</td> <td>1073</td> <td>1165</td> </tr> </tbody> </table>   |                    |         |                    |                    |     |                 |                 |      |                 |                 |      |      | 1             | 2   | 3   | 4   | 5   | 6   | 7   | 8   | 9   | 10  | 11   | 12          | <b>1952-6</b> | 633       | 665  | 692 | 723 | 774 | 821 | 868  | 909  | 960     | 1008    | 1073 | 1165 |
|  |  |   |  | 1                  | 2       | 3                  | 4                  | 5   | 6               | 7               | 8    | 9               | 10              | 11   | 12   |               |     |     |     |     |     |     |     |     |     |      |             |               |           |      |     |     |     |     |      |      |         |         |      |      |
|  |  |   | <b>1952-6</b>  | 633                | 665     | 692                | 723                | 774 | 821             | 868             | 909  | 960             | 1008            | 1073 | 1165 |               |     |     |     |     |     |     |     |     |     |      |             |               |           |      |     |     |     |     |      |      |         |         |      |      |
|  |  |   | <table border="1"> <thead> <tr> <th rowspan="2"></th> <th colspan="3">OVERALL DIMENSIONS</th> <th colspan="3">SEAT DIMENSIONS</th> <th colspan="2">BACK DIMENSIONS</th> </tr> <tr> <th>W</th> <th>D</th> <th>H</th> <th>W</th> <th>D</th> <th>H</th> <th>W</th> <th>H</th> </tr> </thead> <tbody> <tr> <td>IN</td> <td>25</td> <td>26</td> <td>35</td> <td>21</td> <td>19-20.5</td> <td>17-22</td> <td>19.5</td> <td>16</td> </tr> <tr> <td>MM</td> <td>635</td> <td>660</td> <td>889</td> <td>533</td> <td>483-521</td> <td>432-559</td> <td>495</td> <td>406</td> </tr> </tbody> </table>      |                    |         |                    | OVERALL DIMENSIONS |     |                 | SEAT DIMENSIONS |      |                 | BACK DIMENSIONS |      | W    | D             | H   | W   | D   | H   | W   | H   | IN  | 25  | 26  | 35   | 21          | 19-20.5       | 17-22     | 19.5 | 16  | MM  | 635 | 660 | 889  | 533  | 483-521 | 432-559 | 495  | 406  |
|  |  |   |  | OVERALL DIMENSIONS |         |                    | SEAT DIMENSIONS    |     |                 | BACK DIMENSIONS |      |                 |                 |      |      |               |     |     |     |     |     |     |     |     |     |      |             |               |           |      |     |     |     |     |      |      |         |         |      |      |
| W  | D  | H   |  | W                  | D       | H                  | W                  | H   |                 |                 |      |                 |                 |      |      |               |     |     |     |     |     |     |     |     |     |      |             |               |           |      |     |     |     |     |      |      |         |         |      |      |
| IN   | 25   | 26  | 35   | 21                 | 19-20.5 | 17-22              | 19.5               | 16  |                 |                 |      |                 |                 |      |      |               |     |     |     |     |     |     |     |     |     |      |             |               |           |      |     |     |     |     |      |      |         |         |      |      |
| MM   | 635  | 660   | 889  | 533                | 483-521 | 432-559            | 495                | 406 |                 |                 |      |                 |                 |      |      |               |     |     |     |     |     |     |     |     |     |      |             |               |           |      |     |     |     |     |      |      |         |         |      |      |
| <p>RTA 2  1 per carton</p>  |  |   |  |                    |         |                    |                    |     |                 |                 |      |                 |                 |      |      |               |     |     |     |     |     |     |     |     |     |      |             |               |           |      |     |     |     |     |      |      |         |         |      |      |
| <table border="1"> <thead> <tr> <th></th> <th>1</th> <th>2</th> <th>3</th> <th>4</th> <th>5</th> <th>6</th> <th>7</th> <th>8</th> <th>9</th> <th>10</th> <th>11</th> <th>12</th> </tr> </thead> <tbody> <tr> <td><b>1953</b></td> <td>613</td> <td>645</td> <td>672</td> <td>703</td> <td>754</td> <td>801</td> <td>848</td> <td>889</td> <td>940</td> <td>988</td> <td>1053</td> <td>1145</td> </tr> </tbody> </table>    |  |   |  | 1                  | 2       | 3                  | 4                  | 5   | 6               | 7               | 8    | 9               | 10              | 11   | 12   | <b>1953</b>   | 613 | 645 | 672 | 703 | 754 | 801 | 848 | 889 | 940 | 988  | 1053        | 1145          |           |      |     |     |     |     |      |      |         |         |      |      |
|  | 1  | 2   | 3  | 4                  | 5       | 6                  | 7                  | 8   | 9               | 10              | 11   | 12              |                 |      |      |               |     |     |     |     |     |     |     |     |     |      |             |               |           |      |     |     |     |     |      |      |         |         |      |      |
| <b>1953</b>  | 613  | 645   | 672  | 703                | 754     | 801                | 848                | 889 | 940             | 988             | 1053 | 1145            |                 |      |      |               |     |     |     |     |     |     |     |     |     |      |             |               |           |      |     |     |     |     |      |      |         |         |      |      |
|  <p><b>Armchair</b><br/>COM: 1 YD   0.91 M<br/>Unit weight: 32 LB   14.5 KG<br/>Carton weight: 36 LB   16.33 KG<br/>Carton volume: 10.25 FT³   0.29 MT³</p>   | <p>Ergonomic features:<br/>M, N</p>  | <table border="1"> <thead> <tr> <th></th> <th>1</th> <th>2</th> <th>3</th> <th>4</th> <th>5</th> <th>6</th> <th>7</th> <th>8</th> <th>9</th> <th>10</th> <th>11</th> <th>12</th> </tr> </thead> <tbody> <tr> <td><b>1953</b></td> <td>613</td> <td>645</td> <td>672</td> <td>703</td> <td>754</td> <td>801</td> <td>848</td> <td>889</td> <td>940</td> <td>988</td> <td>1053</td> <td>1145</td> </tr> </tbody> </table>   |  |                    |         |                    |                    |     |                 |                 |      |                 |                 |      | 1    | 2             | 3   | 4   | 5   | 6   | 7   | 8   | 9   | 10  | 11  | 12   | <b>1953</b> | 613           | 645       | 672  | 703 | 754 | 801 | 848 | 889  | 940  | 988     | 1053    | 1145 |      |
|  |  |   | 1  | 2                  | 3       | 4                  | 5                  | 6   | 7               | 8               | 9    | 10              | 11              | 12   |      |               |     |     |     |     |     |     |     |     |     |      |             |               |           |      |     |     |     |     |      |      |         |         |      |      |
|  |  | <b>1953</b>   | 613  | 645                | 672     | 703                | 754                | 801 | 848             | 889             | 940  | 988             | 1053            | 1145 |      |               |     |     |     |     |     |     |     |     |     |      |             |               |           |      |     |     |     |     |      |      |         |         |      |      |
|  |  | <table border="1"> <thead> <tr> <th rowspan="2"></th> <th colspan="3">OVERALL DIMENSIONS</th> <th colspan="3">SEAT DIMENSIONS</th> <th colspan="2">BACK DIMENSIONS</th> </tr> <tr> <th>W</th> <th>D</th> <th>H</th> <th>W</th> <th>D</th> <th>H</th> <th>W</th> <th>H</th> </tr> </thead> <tbody> <tr> <td>IN</td> <td>27</td> <td>23</td> <td>35</td> <td>22</td> <td>18.5</td> <td>18</td> <td>19</td> <td>18</td> </tr> <tr> <td>MM</td> <td>686</td> <td>584</td> <td>889</td> <td>559</td> <td>470</td> <td>457</td> <td>483</td> <td>457</td> </tr> </tbody> </table> |  |                    |         | OVERALL DIMENSIONS |                    |     | SEAT DIMENSIONS |                 |      | BACK DIMENSIONS |                 | W    | D    | H             | W   | D   | H   | W   | H   | IN  | 27  | 23  | 35  | 22   | 18.5        | 18            | 19        | 18   | MM  | 686 | 584 | 889 | 559  | 470  | 457     | 483     | 457  |      |
|  |  |   | OVERALL DIMENSIONS   |                    |         | SEAT DIMENSIONS    |                    |     | BACK DIMENSIONS |                 |      |                 |                 |      |      |               |     |     |     |     |     |     |     |     |     |      |             |               |           |      |     |     |     |     |      |      |         |         |      |      |
| W  | D  |   | H  | W                  | D       | H                  | W                  | H   |                 |                 |      |                 |                 |      |      |               |     |     |     |     |     |     |     |     |     |      |             |               |           |      |     |     |     |     |      |      |         |         |      |      |
| IN   | 27   | 23  | 35   | 22                 | 18.5    | 18                 | 19                 | 18  |                 |                 |      |                 |                 |      |      |               |     |     |     |     |     |     |     |     |     |      |             |               |           |      |     |     |     |     |      |      |         |         |      |      |
| MM   | 686  | 584   | 889  | 559                | 470     | 457                | 483                | 457 |                 |                 |      |                 |                 |      |      |               |     |     |     |     |     |     |     |     |     |      |             |               |           |      |     |     |     |     |      |      |         |         |      |      |
| <p>RTA 1  1 per carton</p>  |  |   |  |                    |         |                    |                    |     |                 |                 |      |                 |                 |      |      |               |     |     |     |     |     |     |     |     |     |      |             |               |           |      |     |     |     |     |      |      |         |         |      |      |
| <table border="1"> <thead> <tr> <th></th> <th>1</th> <th>2</th> <th>3</th> <th>4</th> <th>5</th> <th>6</th> <th>7</th> <th>8</th> <th>9</th> <th>10</th> <th>11</th> <th>12</th> </tr> </thead> <tbody> <tr> <td><b>1953</b></td> <td>613</td> <td>645</td> <td>672</td> <td>703</td> <td>754</td> <td>801</td> <td>848</td> <td>889</td> <td>940</td> <td>988</td> <td>1053</td> <td>1145</td> </tr> </tbody> </table>    |  |   |  | 1                  | 2       | 3                  | 4                  | 5   | 6               | 7               | 8    | 9               | 10              | 11   | 12   | <b>1953</b>   | 613 | 645 | 672 | 703 | 754 | 801 | 848 | 889 | 940 | 988  | 1053        | 1145          |           |      |     |     |     |     |      |      |         |         |      |      |
|  | 1  | 2   | 3  | 4                  | 5       | 6                  | 7                  | 8   | 9               | 10              | 11   | 12              |                 |      |      |               |     |     |     |     |     |     |     |     |     |      |             |               |           |      |     |     |     |     |      |      |         |         |      |      |
| <b>1953</b>  | 613  | 645   | 672  | 703                | 754     | 801                | 848                | 889 | 940             | 988             | 1053 | 1145            |                 |      |      |               |     |     |     |     |     |     |     |     |     |      |             |               |           |      |     |     |     |     |      |      |         |         |      |      |

VION



model 6321-8 (BAU-AC)



model 6331-8 (BAU-AC)



**Optional Lumbar Pad (LS)**  
See right for details.



model 6322-4 (BLK-C)



model 6321-4PB

Vion Guest + Low Back Armless Task Pedestal Base Chairs



Please see page 216.

STANDARD FEATURES

- Vion is a comprehensive seating series offering a family of models to address multiple applications: task, management, conference, guest, pedestal base, heavy duty 24/7 and stools.
- Series offers low, medium and high back models with either a mesh or upholstered back.
- Vion heavy duty models can be found under the Heavy Duty section (page 345).
- Five different control mechanism options to suit all price points and ergonomic requirements.
- High and medium back models are standard with height and width adjustable arms that feature a front to back sliding armcap.
- Standard with Global's high quality Soft Descent™ pneumatic lift which slowly and gently lowers the seat height of the chair making it easy to obtain the exact seat height you desire.
- Side activated sliding seat depth adjustment (MD) is standard on multi-tilter, synchro-tilter with back angle adjustment and weight sensing synchro tilter control mechanisms.
- Standard with five prong, injection molded, fiberglass reinforced nylon Governor base (B7) with dual wheel carpet casters (C1).
- Pedestal base models provide fixed location seating for use in auditoriums, classrooms, jury boxes, public venues and more. The base must be mounted to the floor (mounting hardware not included). See Pedestal Base Installation Guide on website for details.
- Mesh back models are available in ten standard Vion Mesh colors: Aqua (MS75), Black (MS69), Black Cherry (MS76), Blue (MS72), Dust (MS77), Ivory (MS78), Natural (MS74), Paprika (MS79), Rope (MS73) and Stone (MS71).
- Upholstered back models feature Black textile (Jenny JN02) on the back side as standard.
- Upholstery options: fabric, vinyl or leather. Vinyl and leather models may feature stitch detail across the seat and/or back cushions, if applicable.

OPTIONAL FEATURES

- Vion back frames, arms and bases are available in three colors: Black, Shadow and Fog. See Vion finishes chart for options and upcharges. Armcaps are always Black.
- Mesh back models are also available in ten Dimension Mesh colors: Berry (DBE), Black (DBK), Chalk (DCL), Charcoal (DCH), Citrus (DCT), Cobalt (DCO), Fog (DST), Pool Blue (DPB), Sand (DSD), Shadow (DGM). Add \$25.
- Upholstered back models offer a matching outer (MO) upholstery option. Due to the additional material needed, these models are listed separately and are priced differently than the standard upholstered back models.
- Medium and high back models: Optional lumbar pad (LS) can be added at time of order, please specify. Add \$17. Lumbar pad can also be ordered after sale as a kit, specify model 6339 at \$32 list price. The Lumbar pad is adjustable up to 3" vertically. Its spring loaded depth adjustment automatically provides the right amount of pressure.
- Seat available in memory foam, please specify (MF). Add \$106.
- Petite seat models (2" shorter and 2" narrower than the standard size seat) are available. Please specify by adding (P) to the model code. No upcharge.
- For hard surface flooring casters, please specify (C9R). Add \$21.
- For additional arm/caster options, please refer to the Arm and Caster section (page 347). *Optional casters may be priced higher than the standard casters for your chair and the difference will be charged. Lower priced optional casters will not be credited.*
- Pedestal base models have Black bases with 2" height adjustable cylinders, please specify: (SH) Swivel, auto return to max height. No upcharge. (SN) Non-swivel, auto return to max height. Add \$16. (SC) Swivel, auto return to center and return to max height. Add \$26.

| VION FINISHES - TASK SEATING |                   |                 |  |                                  |
|------------------------------|-------------------|-----------------|--|----------------------------------|
| Back Frame                   | Base              | SPECIFY CODE    | Arm Options  | SPECIFY CODE                     |
| Black                        | Black             | BLK             | Adjustable "T" arm (Black)<br>Adjustable "T" arm, fixed armcap (Black)<br>Adjustable "T" arm (Black, Chrome accent)<br>Adj. "T" arm, fixed armcap (Black, Chrome accent)     | AS<br>AF<br>AC<br>AD             |
|                              | Polished aluminum | BAU   Add \$131 |  |                                  |
| Shadow                       | Shadow            | SHW   Add \$131 | Adjustable "T" arm (Shadow)<br>Adjustable "T" arm, fixed armcap (Shadow)<br>Adjustable "T" arm (Shadow, Chrome accent)<br>Adj. "T" arm, fixed armcap (Shadow, Chrome accent) | SHA<br>SHF<br>FC<br>CF           |
|                              | Polished aluminum | SAU   Add \$131 |  |                                  |
| Fog                          | Fog               | FOG   Add \$131 | Adjustable "T" arm (Fog)<br>Adjustable "T" arm, fixed armcap (Fog)<br>Adjustable "T" arm (Fog, Chrome accent)<br>Adj. "T" arm, fixed armcap (Fog, Chrome accent)             | FA<br>FF<br>FC<br>CF             |
|                              | Polished aluminum | FAU   Add \$131 | Fixed "C" arm (Black)<br>Fixed "C" arm (Shadow)<br>Fixed "C" arm (Fog)<br>Fixed "C" arm (polished aluminum)  | C<br>SHC<br>CC<br>CA   Add \$111 |

\* All arms have Black SSU armcaps.

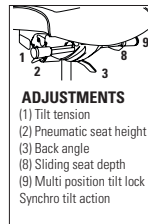
DESCRIPTION



mesh back

**HB Synchro-Tilter w/Back Angle Adj.**  
COM: 1 YD | 0.91 M  
Unit weight: 48 LB | 21.8 KG  
Carton weight: 60 LB | 27.22 KG  
Carton volume: 10.5 FT³ | 0.29 M³

FEATURES



**ADJUSTMENTS**  
(1) Tilt tension  
(2) Pneumatic seat height  
(3) Back angle  
(8) Sliding seat depth  
(9) Multi position tilt lock  
Synchro tilt action

Ergonomic features:  
A, B, C, E, G, H, L, M, N, Q, U


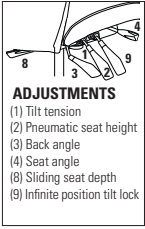

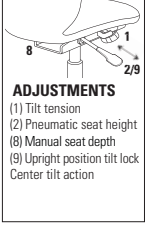

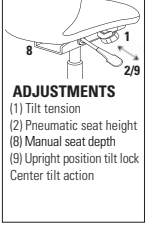

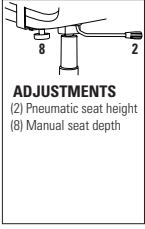

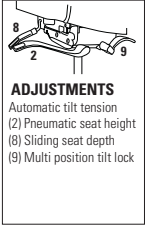
MODEL #



STANDARD TEXTILE GRADES


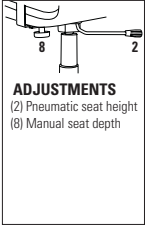


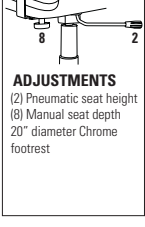


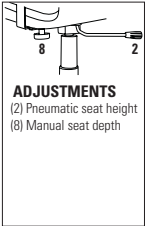


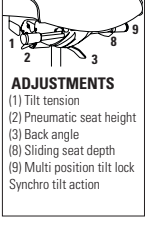


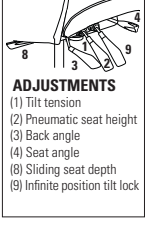

| MODEL # | 1    | 2    | 3    | 4    | 5    | 6    | 7    | 8    | 9    | 10   | 11   | 12   |
|---------|------|------|------|------|------|------|------|------|------|------|------|------|
| 6321-0  | 1058 | 1090 | 1117 | 1148 | 1199 | 1246 | 1293 | 1334 | 1385 | 1433 | 1498 | 1590 |


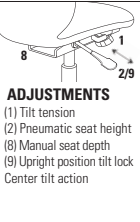


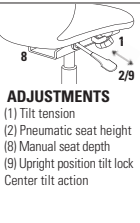


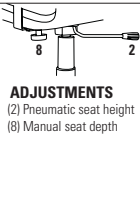


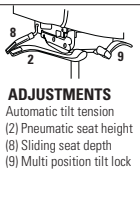


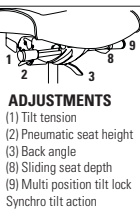

|    | OVERALL DIMENSIONS |     |      | SEAT DIMENSIONS |         |           | BACK DIMENSIONS |     |
|----|--------------------|-----|------|-----------------|---------|-----------|-----------------|-----|
|    | W                  | D   | H    | W               | D       | H         | W               | H   |
| IN | 25.5               | 24  | 41.5 | 20              | 17-20   | 17.5-22.5 | 18.5            | 23  |
| MM | 648                | 610 | 1054 | 508             | 432-508 | 445-572   | 470             | 584 |

RTA 2 courier 1 per carton


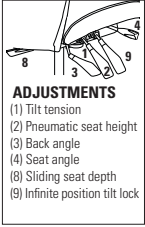


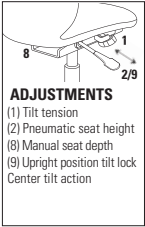


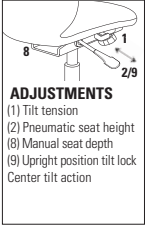

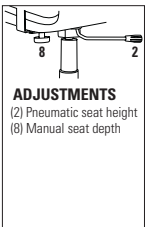


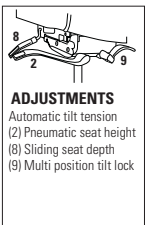

| DESCRIPTION  | FEATURES  | MODEL #   | STANDARD TEXTILE GRADES   |           |              |                        |                  |                        |                        |           |      |      |      |      |      |  |  |
|--|---|---|---------------------------|-----------|--------------|------------------------|------------------|------------------------|------------------------|-----------|------|------|------|------|------|--|--|
|  |   |   | 1                         | 2         | 3            | 4                      | 5                | 6                      | 7                      | 8         | 9    | 10   | 11   | 12   |      |  |  |
|  <p>mesh back</p> <p><b>HB Multi-Tilter</b><br/>COM: 1 YD   0.91 M<br/>Unit weight: 50 LB   22.7 KG<br/>Carton weight: 62 LB   28.12 KG<br/>Carton volume: 10.5 FT³   0.29 MT³</p>                    |  <p><b>ADJUSTMENTS</b><br/>(1) Tilt tension<br/>(2) Pneumatic seat height<br/>(3) Back angle<br/>(4) Seat angle<br/>(8) Sliding seat depth<br/>(9) Infinite position tilt lock</p> | <p>Ergonomic features:<br/>A, B, C, E, F, G, H, M, N, Q, U, S</p> | 6321-3                    | 1058      | 1090         | 1117                   | 1148             | 1199                   | 1246                   | 1293      | 1334 | 1385 | 1433 | 1498 | 1590 |  |  |
|  |   |   | <b>OVERALL DIMENSIONS</b> |           |              | <b>SEAT DIMENSIONS</b> |                  |                        | <b>BACK DIMENSIONS</b> |           |      |      |      |      |      |  |  |
|  |   |   | W                         | D         | H            | W                      | D                | H                      | W                      | H         |      |      |      |      |      |  |  |
|  |   |   | IN 25.5<br>MM 648         | 24<br>610 | 41<br>1041   | 20<br>508              | 17-20<br>432-508 | 17.25-22.25<br>438-565 | 18.5<br>470            | 23<br>584 |      |      |      |      |      |  |  |
|  |   |   | RTA 2                     |           |              | courier                |                  |                        | 1 per carton           |           |      |      |      |      |      |  |  |
|  <p>mesh back</p> <p><b>HB Tilter</b><br/>COM: 1 YD   0.91 M<br/>Unit weight: 42 LB   19.1 KG<br/>Carton weight: 54 LB   24.49 KG<br/>Carton volume: 10.5 FT³   0.29 MT³</p>                          |  <p><b>ADJUSTMENTS</b><br/>(1) Tilt tension<br/>(2) Pneumatic seat height<br/>(8) Manual seat depth<br/>(9) Upright position tilt lock<br/>Center tilt action</p>                  | <p>Ergonomic features:<br/>A, B, C, E, H, M, N, Q, S, U</p>       | 6321-4                    | 1022      | 1054         | 1081                   | 1112             | 1163                   | 1210                   | 1257      | 1298 | 1349 | 1397 | 1462 | 1554 |  |  |
|  |   |   | <b>OVERALL DIMENSIONS</b> |           |              | <b>SEAT DIMENSIONS</b> |                  |                        | <b>BACK DIMENSIONS</b> |           |      |      |      |      |      |  |  |
|  |   |   | W                         | D         | H            | W                      | D                | H                      | W                      | H         |      |      |      |      |      |  |  |
|  |   |   | IN 25.5<br>MM 648         | 24<br>610 | 39.25<br>997 | 20<br>508              | 17.5<br>445      | 16-21<br>406-533       | 18.5<br>470            | 23<br>584 |      |      |      |      |      |  |  |
|  |   |   | RTA 2                     |           |              | courier                |                  |                        | 1 per carton           |           |      |      |      |      |      |  |  |
|  <p>mesh back</p> <p><b>HB Tilter Pedestal Base</b><br/>COM: 1 YD   0.91 M<br/>Unit weight: 43 LB   19.5 KG<br/>Carton weight: 55 LB   24.95 KG<br/>Carton volume: 10.5 FT³   0.29 MT³</p>            |  <p><b>ADJUSTMENTS</b><br/>(1) Tilt tension<br/>(2) Pneumatic seat height<br/>(8) Manual seat depth<br/>(9) Upright position tilt lock<br/>Center tilt action</p>                 | <p>Ergonomic features:<br/>A, B, C, E, H, M, N, Q, S, U</p>       | 6321-4PB                  | 1241      | 1273         | 1300                   | 1331             | 1382                   | 1429                   | 1476      | 1517 | 1568 | 1616 | 1681 | 1773 |  |  |
|  |   |   | <b>OVERALL DIMENSIONS</b> |           |              | <b>SEAT DIMENSIONS</b> |                  |                        | <b>BACK DIMENSIONS</b> |           |      |      |      |      |      |  |  |
|  |   |   | W                         | D         | H            | W                      | D                | H                      | W                      | H         |      |      |      |      |      |  |  |
|  |   |   | IN 25.5<br>MM 648         | 24<br>610 | 41<br>1041   | 20<br>508              | 17.5<br>445      | 17-19<br>432-483       | 18.5<br>470            | 23<br>584 |      |      |      |      |      |  |  |
|  |   |   | RTA 2                     |           |              | courier                |                  |                        | 1 per carton           |           |      |      |      |      |      |  |  |
|  <p>mesh back</p> <p><b>HB Task</b><br/>COM: 1 YD   0.91 M<br/>Unit weight: 37 LB   16.8 KG<br/>Carton weight: 49 LB   22.23 KG<br/>Carton volume: 10.5 FT³   0.29 MT³</p>                          |  <p><b>ADJUSTMENTS</b><br/>(2) Pneumatic seat height<br/>(8) Manual seat depth</p>   | <p>Ergonomic features:<br/>C, E, M, N, U</p>                      | 6321-6                    | 901       | 933          | 960                    | 991              | 1042                   | 1089                   | 1136      | 1177 | 1228 | 1276 | 1341 | 1433 |  |  |
|  |   |   | <b>OVERALL DIMENSIONS</b> |           |              | <b>SEAT DIMENSIONS</b> |                  |                        | <b>BACK DIMENSIONS</b> |           |      |      |      |      |      |  |  |
|  |   |   | W                         | D         | H            | W                      | D                | H                      | W                      | H         |      |      |      |      |      |  |  |
|  |   |   | IN 25.5<br>MM 648         | 24<br>610 | 39.25<br>997 | 20<br>508              | 17.5<br>445      | 17-22<br>432-559       | 18.5<br>470            | 23<br>584 |      |      |      |      |      |  |  |
|  |   |   | RTA 2                     |           |              | courier                |                  |                        | 1 per carton           |           |      |      |      |      |      |  |  |
|  <p>mesh back</p> <p><b>HB Weight Sensing Synchro-Tilter</b><br/>COM: 1 YD   0.91 M<br/>Unit weight: 45 LB   20.5 KG<br/>Carton weight: 57 LB   25.85 KG<br/>Carton volume: 10.5 FT³   0.29 MT³</p> |  <p><b>ADJUSTMENTS</b><br/>Automatic tilt tension<br/>(2) Pneumatic seat height<br/>(8) Sliding seat depth<br/>(9) Multi position tilt lock</p>                                  | <p>Ergonomic features:<br/>A, B, C, E, H, L, M, N, Q, U</p>       | 6321-8                    | 1058      | 1090         | 1117                   | 1148             | 1199                   | 1246                   | 1293      | 1334 | 1385 | 1433 | 1498 | 1590 |  |  |
|  |   |   | <b>OVERALL DIMENSIONS</b> |           |              | <b>SEAT DIMENSIONS</b> |                  |                        | <b>BACK DIMENSIONS</b> |           |      |      |      |      |      |  |  |
|  |   |   | W                         | D         | H            | W                      | D                | H                      | W                      | H         |      |      |      |      |      |  |  |
|  |   |   | IN 25.5<br>MM 648         | 24<br>610 | 40<br>1016   | 20<br>508              | 17-20<br>432-508 | 16.5-21.5<br>419-546   | 18.5<br>470            | 23<br>584 |      |      |      |      |      |  |  |
|  |   |   | RTA 2                     |           |              | courier                |                  |                        | 1 per carton           |           |      |      |      |      |      |  |  |

| DESCRIPTION   | FEATURES  | MODEL #                   | STANDARD TEXTILE GRADES |   |                        |                  |                        |                        |           |      |      |      |      |      |  |  |
|---|---|---------------------------|-------------------------|---|------------------------|------------------|------------------------|------------------------|-----------|------|------|------|------|------|--|--|
|   |   |                           | 1                       | 2   | 3                      | 4                | 5                      | 6                      | 7         | 8    | 9    | 10   | 11   | 12   |  |  |
|  <p>mesh back</p> <p><b>MB Synchro-Tilter w/Back Angle Adj.</b><br/>COM: 1 YD   0.91 M<br/>Unit weight: 46 LB   20.9 KG<br/>Carton weight: 58 LB   26.31 KG<br/>Carton volume: 10.5 FT³   0.29 MT³</p> |  <p><b>ADJUSTMENTS</b><br/>(1) Tilt tension<br/>(2) Pneumatic seat height<br/>(3) Back angle<br/>(8) Sliding seat depth<br/>(9) Multi position tilt lock<br/>Synchro tilt action</p> <p>Ergonomic features:<br/>A, B, C, E, G, H, L, M, N, Q, U</p>  | <b>6322-0</b>             | 1001                    | 1033  | 1060                   | 1091             | 1142                   | 1189                   | 1236      | 1277 | 1328 | 1376 | 1441 | 1533 |  |  |
|   |   | <b>OVERALL DIMENSIONS</b> |                         |   | <b>SEAT DIMENSIONS</b> |                  |                        | <b>BACK DIMENSIONS</b> |           |      |      |      |      |      |  |  |
|   |   | <b>W</b>                  | <b>D</b>                | <b>H</b>  | <b>W</b>               | <b>D</b>         | <b>H</b>               | <b>W</b>               | <b>H</b>  |      |      |      |      |      |  |  |
|   |   | IN 25.5<br>MM 648         | 24<br>610               | 39.5<br>1003  | 20<br>508              | 17-20<br>432-508 | 17.5-22.5<br>445-572   | 18.5<br>470            | 21<br>533 |      |      |      |      |      |  |  |
|   |   |                           | <b>RTA 2</b>            |    | 1 per carton           |                  |                        |                        |           |      |      |      |      |      |  |  |
|  <p>mesh back</p> <p><b>MB Multi-Tilter</b><br/>COM: 1 YD   0.91 M<br/>Unit weight: 48 LB   21.8 KG<br/>Carton weight: 60 LB   27.22 KG<br/>Carton volume: 10.5 FT³   0.29 MT³</p>                     |  <p><b>ADJUSTMENTS</b><br/>(1) Tilt tension<br/>(2) Pneumatic seat height<br/>(3) Back angle<br/>(4) Seat angle<br/>(8) Sliding seat depth<br/>(9) Infinite position tilt lock</p> <p>Ergonomic features:<br/>A, B, C, E, F, G, H, M, N, Q, U, S</p> | <b>6322-3</b>             | 1001                    | 1033  | 1060                   | 1091             | 1142                   | 1189                   | 1236      | 1277 | 1328 | 1376 | 1441 | 1533 |  |  |
|   |   | <b>OVERALL DIMENSIONS</b> |                         |   | <b>SEAT DIMENSIONS</b> |                  |                        | <b>BACK DIMENSIONS</b> |           |      |      |      |      |      |  |  |
|   |   | <b>W</b>                  | <b>D</b>                | <b>H</b>  | <b>W</b>               | <b>D</b>         | <b>H</b>               | <b>W</b>               | <b>H</b>  |      |      |      |      |      |  |  |
|   |   | IN 25.5<br>MM 648         | 24<br>610               | 39<br>991   | 20<br>508              | 17-20<br>432-508 | 17.25-22.25<br>438-565 | 18.5<br>470            | 21<br>533 |      |      |      |      |      |  |  |
|   |   |                           | <b>RTA 2</b>            |    | 1 per carton           |                  |                        |                        |           |      |      |      |      |      |  |  |
|  <p>mesh back</p> <p><b>MB Tilter</b><br/>COM: 1 YD   0.91 M<br/>Unit weight: 40 LB   18.2 KG<br/>Carton weight: 52 LB   23.59 KG<br/>Carton volume: 10.5 FT³   0.29 MT³</p>                           |  <p><b>ADJUSTMENTS</b><br/>(1) Tilt tension<br/>(2) Pneumatic seat height<br/>(8) Manual seat depth<br/>(9) Upright position tilt lock<br/>Center tilt action</p> <p>Ergonomic features:<br/>A, B, C, E, H, M, N, Q, S, U</p>                        | <b>6322-4</b>             | 964                     | 996   | 1023                   | 1054             | 1105                   | 1152                   | 1199      | 1240 | 1291 | 1339 | 1404 | 1496 |  |  |
|   |   | <b>OVERALL DIMENSIONS</b> |                         |   | <b>SEAT DIMENSIONS</b> |                  |                        | <b>BACK DIMENSIONS</b> |           |      |      |      |      |      |  |  |
|   |   | <b>W</b>                  | <b>D</b>                | <b>H</b>  | <b>W</b>               | <b>D</b>         | <b>H</b>               | <b>W</b>               | <b>H</b>  |      |      |      |      |      |  |  |
|   |   | IN 25.5<br>MM 648         | 24<br>610               | 37.5<br>953   | 20<br>508              | 17.5<br>445      | 16-21<br>406-533       | 18.5<br>470            | 21<br>533 |      |      |      |      |      |  |  |
|   |   |                           | <b>RTA 2</b>            |   | 1 per carton           |                  |                        |                        |           |      |      |      |      |      |  |  |
|  <p>mesh back</p> <p><b>MB Tilter Pedestal Base</b><br/>COM: 1 YD   0.91 M<br/>Unit weight: 41 LB   18.6 KG<br/>Carton weight: 53 LB   24.04 KG<br/>Carton volume: 10.5 FT³   0.29 MT³</p>           |  <p><b>ADJUSTMENTS</b><br/>(1) Tilt tension<br/>(2) Pneumatic seat height<br/>(8) Manual seat depth<br/>(9) Upright position tilt lock<br/>Center tilt action</p> <p>Ergonomic features:<br/>A, B, C, E, H, M, N, Q, S, U</p>                      | <b>6322-4PB</b>           | 1183                    | 1215  | 1242                   | 1273             | 1324                   | 1371                   | 1418      | 1459 | 1510 | 1558 | 1623 | 1715 |  |  |
|   |   | <b>OVERALL DIMENSIONS</b> |                         |   | <b>SEAT DIMENSIONS</b> |                  |                        | <b>BACK DIMENSIONS</b> |           |      |      |      |      |      |  |  |
|   |   | <b>W</b>                  | <b>D</b>                | <b>H</b>  | <b>W</b>               | <b>D</b>         | <b>H</b>               | <b>W</b>               | <b>H</b>  |      |      |      |      |      |  |  |
|   |   | IN 25.5<br>MM 648         | 24<br>610               | 39<br>991   | 20<br>508              | 17.5<br>445      | 17-19<br>432-483       | 18.5<br>470            | 21<br>533 |      |      |      |      |      |  |  |
|   |   |                           | <b>RTA 2</b>            | 1 per carton  |                        |                  |                        |                        |           |      |      |      |      |      |  |  |
|  <p>mesh back</p> <p><b>MB Task</b><br/>COM: 1 YD   0.91 M<br/>Unit weight: 35 LB   15.9 KG<br/>Carton weight: 47 LB   21.32 KG<br/>Carton volume: 10.5 FT³   0.29 MT³</p>                           |  <p><b>ADJUSTMENTS</b><br/>(2) Pneumatic seat height<br/>(8) Manual seat depth</p> <p>Ergonomic features:<br/>C, E, M, N, Q, U</p>   | <b>6322-6</b>             | 843                     | 875   | 902                    | 933              | 984                    | 1031                   | 1078      | 1119 | 1170 | 1218 | 1283 | 1375 |  |  |
|   |   | <b>OVERALL DIMENSIONS</b> |                         |   | <b>SEAT DIMENSIONS</b> |                  |                        | <b>BACK DIMENSIONS</b> |           |      |      |      |      |      |  |  |
|   |   | <b>W</b>                  | <b>D</b>                | <b>H</b>  | <b>W</b>               | <b>D</b>         | <b>H</b>               | <b>W</b>               | <b>H</b>  |      |      |      |      |      |  |  |
|   |   | IN 25.5<br>MM 648         | 24<br>610               | 37.5<br>953   | 20<br>508              | 17.5<br>445      | 17-22<br>432-559       | 18.5<br>470            | 21<br>533 |      |      |      |      |      |  |  |
|   |   |                           | <b>RTA 2</b>            |  | 1 per carton           |                  |                        |                        |           |      |      |      |      |      |  |  |
|  <p>mesh back</p> <p><b>MB Weight Sensing Synchro-Tilter</b><br/>COM: 1 YD   0.91 M<br/>Unit weight: 43 LB   19.5 KG<br/>Carton weight: 55 LB   24.95 KG<br/>Carton volume: 10.5 FT³   0.29 MT³</p>  |  <p><b>ADJUSTMENTS</b><br/>Automatic tilt tension<br/>(2) Pneumatic seat height<br/>(8) Sliding seat depth<br/>(9) Multi position tilt lock</p> <p>Ergonomic features:<br/>A, B, C, E, H, L, M, N, Q, U</p>  | <b>6322-8</b>             | 1001                    | 1033  | 1060                   | 1091             | 1142                   | 1189                   | 1236      | 1277 | 1328 | 1376 | 1441 | 1533 |  |  |
|   |   | <b>OVERALL DIMENSIONS</b> |                         |   | <b>SEAT DIMENSIONS</b> |                  |                        | <b>BACK DIMENSIONS</b> |           |      |      |      |      |      |  |  |
|   |   | <b>W</b>                  | <b>D</b>                | <b>H</b>  | <b>W</b>               | <b>D</b>         | <b>H</b>               | <b>W</b>               | <b>H</b>  |      |      |      |      |      |  |  |
|   |   | IN 25.5<br>MM 648         | 24<br>610               | 38<br>965   | 20<br>508              | 17-20<br>432-508 | 16.5-21.5<br>419-546   | 18.5<br>470            | 21<br>533 |      |      |      |      |      |  |  |
|   |   |                           | <b>RTA 2</b>            |  | 1 per carton           |                  |                        |                        |           |      |      |      |      |      |  |  |

| DESCRIPTION  | FEATURES  | MODEL #                   | STANDARD TEXTILE GRADES   |              |                        |          |           |                        |          |      |      |      |      |      |  |  |
|--|---|---------------------------|---|--------------|------------------------|----------|-----------|------------------------|----------|------|------|------|------|------|--|--|
|  |   |                           | 1   | 2            | 3                      | 4        | 5         | 6                      | 7        | 8    | 9    | 10   | 11   | 12   |  |  |
|  <p>mesh back</p> <p><b>MB Task - Armless</b><br/>COM: 1 YD   0.91 M<br/>Unit weight: 29 LB   13.2 KG<br/>Carton weight: 41 LB   18.6 KG<br/>Carton volume: 10.5 FT³   0.29 MT³</p>   |  <p><b>ADJUSTMENTS</b><br/>(2) Pneumatic seat height<br/>(8) Manual seat depth</p> <p>Ergonomic features:<br/>C, E, M, N, U</p>  | <b>6323-6</b>             | 678   | 710          | 737                    | 768      | 819       | 866                    | 913      | 954  | 1005 | 1053 | 1118 | 1210 |  |  |
|  |   | <b>OVERALL DIMENSIONS</b> |   |              | <b>SEAT DIMENSIONS</b> |          |           | <b>BACK DIMENSIONS</b> |          |      |      |      |      |      |  |  |
|  |   | <b>W</b>                  | <b>D</b>  | <b>H</b>     | <b>W</b>               | <b>D</b> | <b>H</b>  | <b>W</b>               | <b>H</b> |      |      |      |      |      |  |  |
|  |   | IN 20                     | 24  | 37.5         | 20                     | 17.5     | 17-22     | 18.5                   | 21       |      |      |      |      |      |  |  |
| MM 508   | 610   | 953                       | 508   | 445          | 432-559                | 470      | 533       |                        |          |      |      |      |      |      |  |  |
|  |   | <b>RTA 2</b>              |    | 1 per carton |                        |          |           |                        |          |      |      |      |      |      |  |  |
|  <p>mesh back</p> <p><b>MB Stool - Task Armless</b><br/>COM: 1 YD   0.91 M<br/>Unit weight: 32 LB   14.5 KG<br/>Carton weight: 44 LB   19.96 KG<br/>Carton volume: 10.5 FT³   0.29 MT³</p>  |  <p><b>ADJUSTMENTS</b><br/>(2) Pneumatic seat height<br/>(8) Manual seat depth<br/>20" diameter Chrome footrest</p> <p>Ergonomic features:<br/>C, E, M, N, U</p>   | <b>6327-6</b>             | 887   | 919          | 946                    | 977      | 1028      | 1075                   | 1122     | 1163 | 1214 | 1262 | 1327 | 1419 |  |  |
|  |   | <b>OVERALL DIMENSIONS</b> |   |              | <b>SEAT DIMENSIONS</b> |          |           | <b>BACK DIMENSIONS</b> |          |      |      |      |      |      |  |  |
|  |   | <b>W</b>                  | <b>D</b>  | <b>H</b>     | <b>W</b>               | <b>D</b> | <b>H</b>  | <b>W</b>               | <b>H</b> |      |      |      |      |      |  |  |
|  |   | IN 20                     | 24  | 48           | 20                     | 17.5     | 23.5-33.5 | 18.5                   | 21       |      |      |      |      |      |  |  |
| MM 508   | 610   | 1219                      | 508   | 445          | 597-851                | 470      | 533       |                        |          |      |      |      |      |      |  |  |
|  |   | <b>RTA 2</b>              |    | 1 per carton |                        |          |           |                        |          |      |      |      |      |      |  |  |
|  <p>mesh back</p> <p><b>MB Stool - Task</b><br/>COM: 1 YD   0.91 M<br/>Unit weight: 38 LB   17.3 KG<br/>Carton weight: 50 LB   22.68 KG<br/>Carton volume: 10.5 FT³   0.29 MT³</p>  |  <p><b>ADJUSTMENTS</b><br/>(2) Pneumatic seat height<br/>(8) Manual seat depth</p> <p>Ergonomic features:<br/>C, E, H, M, N, Q, U</p>  | <b>6328-6</b>             | 1052  | 1084         | 1111                   | 1142     | 1193      | 1240                   | 1287     | 1328 | 1379 | 1427 | 1492 | 1584 |  |  |
|  |   | <b>OVERALL DIMENSIONS</b> |   |              | <b>SEAT DIMENSIONS</b> |          |           | <b>BACK DIMENSIONS</b> |          |      |      |      |      |      |  |  |
|  |   | <b>W</b>                  | <b>D</b>  | <b>H</b>     | <b>W</b>               | <b>D</b> | <b>H</b>  | <b>W</b>               | <b>H</b> |      |      |      |      |      |  |  |
|  |   | IN 25.5                   | 24  | 48           | 20                     | 17.5     | 23.5-33.5 | 18.5                   | 21       |      |      |      |      |      |  |  |
| MM 648   | 610   | 1219                      | 508   | 445          | 597-851                | 470      | 533       |                        |          |      |      |      |      |      |  |  |
|  |   | <b>RTA 2</b>              |   | 1 per carton |                        |          |           |                        |          |      |      |      |      |      |  |  |
|  <p>upholstered back, standard seat</p> <p><b>HB Synchro-Tilter w/Back Angle Adj.</b><br/>COM: 1.25 YD   1.14 M<br/>Unit weight: 49 LB   22.3 KG<br/>Carton weight: 61 LB   27.67 KG<br/>Carton volume: 10.5 FT³   0.29 MT³</p> |  <p><b>ADJUSTMENTS</b><br/>(1) Tilt tension<br/>(2) Pneumatic seat height<br/>(3) Back angle<br/>(8) Sliding seat depth<br/>(9) Multi position tilt lock<br/>Synchro tilt action</p> <p>Ergonomic features:<br/>A, B, C, E, G, H, L, M, N, Q, U</p>  | <b>6331-0</b>             | 1058  | 1098         | 1132                   | 1171     | 1234      | 1293                   | 1352     | 1403 | 1467 | 1527 | 1608 | 1723 |  |  |
|  |   | <b>6331-0MO</b>           | 1117  | 1181         | 1235                   | 1297     | 1399      | 1493                   | 1587     | 1669 | 1771 | 1867 | 1997 | 2181 |  |  |
|  |   | <b>OVERALL DIMENSIONS</b> |   |              | <b>SEAT DIMENSIONS</b> |          |           | <b>BACK DIMENSIONS</b> |          |      |      |      |      |      |  |  |
|  |   | <b>W</b>                  | <b>D</b>  | <b>H</b>     | <b>W</b>               | <b>D</b> | <b>H</b>  | <b>W</b>               | <b>H</b> |      |      |      |      |      |  |  |
| IN 25.5  | 24  | 41.5                      | 20  | 17-20        | 17.5-22.5              | 18.5     | 23        |                        |          |      |      |      |      |      |  |  |
| MM 648   | 610   | 1054                      | 508   | 432-508      | 445-572                | 470      | 584       |                        |          |      |      |      |      |      |  |  |
|  |   | <b>RTA 2</b>              |  | 1 per carton |                        |          |           |                        |          |      |      |      |      |      |  |  |
|  <p>upholstered back, standard seat</p> <p><b>HB Multi-Tilter</b><br/>COM: 1.25 YD   1.14 M<br/>Unit weight: 51 LB   23.2 KG<br/>Carton weight: 63 LB   28.58 KG<br/>Carton volume: 10.5 FT³   0.29 MT³</p>                     |  <p><b>ADJUSTMENTS</b><br/>(1) Tilt tension<br/>(2) Pneumatic seat height<br/>(3) Back angle<br/>(4) Seat angle<br/>(8) Sliding seat depth<br/>(9) Infinite position tilt lock</p> <p>Ergonomic features:<br/>A, B, C, E, F, G, H, M, N, Q, U, S</p> | <b>6331-3</b>             | 1058  | 1098         | 1132                   | 1171     | 1234      | 1293                   | 1352     | 1403 | 1467 | 1527 | 1608 | 1723 |  |  |
|  |   | <b>6331-3MO</b>           | 1117  | 1181         | 1235                   | 1297     | 1399      | 1493                   | 1587     | 1669 | 1771 | 1867 | 1997 | 2181 |  |  |
|  |   | <b>OVERALL DIMENSIONS</b> |   |              | <b>SEAT DIMENSIONS</b> |          |           | <b>BACK DIMENSIONS</b> |          |      |      |      |      |      |  |  |
|  |   | <b>W</b>                  | <b>D</b>  | <b>H</b>     | <b>W</b>               | <b>D</b> | <b>H</b>  | <b>W</b>               | <b>H</b> |      |      |      |      |      |  |  |
| IN 25.5  | 24  | 41                        | 20  | 17-20        | 17.25-22.25            | 18.5     | 23        |                        |          |      |      |      |      |      |  |  |
| MM 648   | 610   | 1041                      | 508   | 432-508      | 438-565                | 470      | 584       |                        |          |      |      |      |      |      |  |  |
|  |   | <b>RTA 2</b>              |  | 1 per carton |                        |          |           |                        |          |      |      |      |      |      |  |  |

| DESCRIPTION  | FEATURES   | MODEL #                   | STANDARD TEXTILE GRADES |   |                        |          |          |                        |          |      |      |      |      |      |  |
|--|--|---------------------------|-------------------------|---|------------------------|----------|----------|------------------------|----------|------|------|------|------|------|--|
|  |  |                           | 1                       | 2   | 3                      | 4        | 5        | 6                      | 7        | 8    | 9    | 10   | 11   | 12   |  |
|  <p>upholstered back, standard seat</p> <p><b>HB Tilter</b><br/>COM: 1.25 YD   1.14 M<br/>Unit weight: 43 LB   19.5 KG<br/>Carton weight: 55 LB   24.95 KG<br/>Carton volume: 10.5 FT³   0.29 MT³</p>                             |  <p><b>ADJUSTMENTS</b><br/>(1) Tilt tension<br/>(2) Pneumatic seat height<br/>(8) Manual seat depth<br/>(9) Upright position tilt lock<br/>Center tilt action</p> <p>Ergonomic features:<br/>A, B, C, E, H, M, N, Q, S, U</p>                         | <b>6331-4</b>             | 1022                    | 1062  | 1096                   | 1135     | 1198     | 1257                   | 1316     | 1367 | 1431 | 1491 | 1572 | 1687 |  |
|  |  | <b>6331-4MO</b>           | 1079                    | 1143  | 1197                   | 1259     | 1361     | 1455                   | 1549     | 1631 | 1733 | 1829 | 1959 | 2143 |  |
|  |  | <b>OVERALL DIMENSIONS</b> |                         |   | <b>SEAT DIMENSIONS</b> |          |          | <b>BACK DIMENSIONS</b> |          |      |      |      |      |      |  |
|  |  | <b>W</b>                  | <b>D</b>                | <b>H</b>  | <b>W</b>               | <b>D</b> | <b>H</b> | <b>W</b>               | <b>H</b> |      |      |      |      |      |  |
| IN 25.5  | 24   | 39.25                     | 20                      | 17.5  | 16-21                  | 18.5     | 23       |                        |          |      |      |      |      |      |  |
| MM 648   | 610  | 997                       | 508                     | 445   | 406-533                | 470      | 584      |                        |          |      |      |      |      |      |  |
|  |  |                           | <b>RTA 2</b>            |    | 1 per carton           |          |          |                        |          |      |      |      |      |      |  |
|  <p>upholstered back, standard seat</p> <p><b>HB Tilter Pedestal Base</b><br/>COM: 1.25 YD   1.14 M<br/>Unit weight: 44 LB   20 KG<br/>Carton weight: 56 LB   25.4 KG<br/>Carton volume: 10.5 FT³   0.29 MT³</p>                  |  <p><b>ADJUSTMENTS</b><br/>(1) Tilt tension<br/>(2) Pneumatic seat height<br/>(8) Manual seat depth<br/>(9) Upright position tilt lock<br/>Center tilt action</p> <p>Ergonomic features:<br/>A, B, C, E, H, M, N, Q, S, U</p>                         | <b>6331-4PB</b>           | 1241                    | 1281  | 1314                   | 1354     | 1418     | 1476                   | 1535     | 1586 | 1650 | 1710 | 1791 | 1906 |  |
|  |  | <b>OVERALL DIMENSIONS</b> |                         |   | <b>SEAT DIMENSIONS</b> |          |          | <b>BACK DIMENSIONS</b> |          |      |      |      |      |      |  |
|  |  | <b>W</b>                  | <b>D</b>                | <b>H</b>  | <b>W</b>               | <b>D</b> | <b>H</b> | <b>W</b>               | <b>H</b> |      |      |      |      |      |  |
|  |  | IN 25.5                   | 24                      | 39.25   | 20                     | 17.5     | 17-19    | 18.5                   | 23       |      |      |      |      |      |  |
| MM 648   | 610  | 997                       | 508                     | 445   | 432-483                | 470      | 584      |                        |          |      |      |      |      |      |  |
|  |  |                           | <b>RTA 2</b>            |    | 1 per carton           |          |          |                        |          |      |      |      |      |      |  |
|  <p>upholstered back, standard seat</p> <p><b>HB Task</b><br/>COM: 1.25 YD   1.14 M<br/>Unit weight: 37 LB   16.8 KG<br/>Carton weight: 49 LB   22.23 KG<br/>Carton volume: 10.5 FT³   0.29 MT³</p>                               |  <p><b>ADJUSTMENTS</b><br/>(2) Pneumatic seat height<br/>(8) Manual seat depth</p> <p>Ergonomic features:<br/>C, E, M, N, U</p>   | <b>6331-6</b>             | 901                     | 941   | 975                    | 1014     | 1077     | 1136                   | 1195     | 1246 | 1310 | 1370 | 1451 | 1566 |  |
|  |  | <b>6331-6MO</b>           | 962                     | 1026  | 1080                   | 1142     | 1244     | 1338                   | 1432     | 1514 | 1616 | 1712 | 1842 | 2026 |  |
|  |  | <b>OVERALL DIMENSIONS</b> |                         |   | <b>SEAT DIMENSIONS</b> |          |          | <b>BACK DIMENSIONS</b> |          |      |      |      |      |      |  |
|  |  | <b>W</b>                  | <b>D</b>                | <b>H</b>  | <b>W</b>               | <b>D</b> | <b>H</b> | <b>W</b>               | <b>H</b> |      |      |      |      |      |  |
| IN 25.5  | 24   | 39.25                     | 20                      | 17.5  | 17-22                  | 18.5     | 23       |                        |          |      |      |      |      |      |  |
| MM 648   | 610  | 997                       | 508                     | 445   | 432-559                | 470      | 584      |                        |          |      |      |      |      |      |  |
|  |  |                           | <b>RTA 2</b>            |   | 1 per carton           |          |          |                        |          |      |      |      |      |      |  |
|  <p>upholstered back, standard seat</p> <p><b>HB Weight Sensing Synchro-Tilter</b><br/>COM: 1.25 YD   1.14 M<br/>Unit weight: 46 LB   20.9 KG<br/>Carton weight: 58 LB   26.31 KG<br/>Carton volume: 10.5 FT³   0.29 MT³</p>    |  <p><b>ADJUSTMENTS</b><br/>Automatic tilt tension<br/>(2) Pneumatic seat height<br/>(8) Sliding seat depth<br/>(9) Multi position tilt lock</p> <p>Ergonomic features:<br/>A, B, C, E, H, L, M, N, Q, U</p>   | <b>6331-8</b>             | 1058                    | 1098  | 1132                   | 1171     | 1234     | 1293                   | 1352     | 1403 | 1467 | 1527 | 1608 | 1723 |  |
|  |  | <b>6331-8MO</b>           | 1117                    | 1181  | 1235                   | 1297     | 1399     | 1493                   | 1587     | 1669 | 1771 | 1867 | 1997 | 2181 |  |
|  |  | <b>OVERALL DIMENSIONS</b> |                         |   | <b>SEAT DIMENSIONS</b> |          |          | <b>BACK DIMENSIONS</b> |          |      |      |      |      |      |  |
|  |  | <b>W</b>                  | <b>D</b>                | <b>H</b>  | <b>W</b>               | <b>D</b> | <b>H</b> | <b>W</b>               | <b>H</b> |      |      |      |      |      |  |
| IN 25.5  | 24   | 40                        | 20                      | 17-20   | 16.5-21.5              | 18.5     | 23       |                        |          |      |      |      |      |      |  |
| MM 648   | 610  | 1016                      | 508                     | 432-508   | 419-546                | 470      | 584      |                        |          |      |      |      |      |      |  |
|  |  |                           | <b>RTA 2</b>            |  | 1 per carton           |          |          |                        |          |      |      |      |      |      |  |
|  <p>upholstered back, standard seat</p> <p><b>MB Synchro-Tilter w/Back Angle Adj.</b><br/>COM: 1.25 YD   1.14 M<br/>Unit weight: 47 LB   21.4 KG<br/>Carton weight: 59 LB   26.76 KG<br/>Carton volume: 10.5 FT³   0.29 MT³</p> |  <p><b>ADJUSTMENTS</b><br/>(1) Tilt tension<br/>(2) Pneumatic seat height<br/>(3) Back angle<br/>(8) Sliding seat depth<br/>(9) Multi position tilt lock<br/>Synchro tilt action</p> <p>Ergonomic features:<br/>A, B, C, E, G, H, L, M, N, Q, U</p> | <b>6332-0</b>             | 1001                    | 1041  | 1075                   | 1114     | 1177     | 1236                   | 1295     | 1346 | 1410 | 1470 | 1551 | 1666 |  |
|  |  | <b>6332-0MO</b>           | 1058                    | 1122  | 1176                   | 1238     | 1340     | 1434                   | 1528     | 1610 | 1712 | 1808 | 1938 | 2122 |  |
|  |  | <b>OVERALL DIMENSIONS</b> |                         |   | <b>SEAT DIMENSIONS</b> |          |          | <b>BACK DIMENSIONS</b> |          |      |      |      |      |      |  |
|  |  | <b>W</b>                  | <b>D</b>                | <b>H</b>  | <b>W</b>               | <b>D</b> | <b>H</b> | <b>W</b>               | <b>H</b> |      |      |      |      |      |  |
| IN 25.5  | 24   | 39.5                      | 20                      | 17-20   | 17.5-22.5              | 18.5     | 21       |                        |          |      |      |      |      |      |  |
| MM 648   | 610  | 1003                      | 508                     | 432-508   | 445-572                | 470      | 533      |                        |          |      |      |      |      |      |  |
|  |  |                           | <b>RTA 2</b>            |  | 1 per carton           |          |          |                        |          |      |      |      |      |      |  |



| DESCRIPTION  | FEATURES  | MODEL #                   | STANDARD TEXTILE GRADES   |              |                        |                  |                        |                        |      |           |      |      |      |      |
|--|---|---------------------------|---|--------------|------------------------|------------------|------------------------|------------------------|------|-----------|------|------|------|------|
|  |   |                           | 1   | 2            | 3                      | 4                | 5                      | 6                      | 7    | 8         | 9    | 10   | 11   | 12   |
|  <p>upholstered back, standard seat</p> <p><b>MB Multi-Tilter</b><br/>COM: 1.25 YD   1.14 M<br/>Unit weight: 49 LB   22.3 KG<br/>Carton weight: 61 LB   27.67 KG<br/>Carton volume: 10.5 FT³   0.29 MT³</p>                 |  <p><b>ADJUSTMENTS</b><br/>(1) Tilt tension<br/>(2) Pneumatic seat height<br/>(3) Back angle<br/>(4) Seat angle<br/>(8) Sliding seat depth<br/>(9) Infinite position tilt lock</p> | <b>6332-3</b>             | 1001  | 1041         | 1075                   | 1114             | 1177                   | 1236                   | 1295 | 1346      | 1410 | 1470 | 1551 | 1666 |
|  |   | <b>6332-3MO</b>           | 1058  | 1122         | 1176                   | 1238             | 1340                   | 1434                   | 1528 | 1610      | 1712 | 1808 | 1938 | 2122 |
|  |   | <b>OVERALL DIMENSIONS</b> |   |              | <b>SEAT DIMENSIONS</b> |                  |                        | <b>BACK DIMENSIONS</b> |      |           |      |      |      |      |
|  |   | <b>W</b>                  | <b>D</b>  | <b>H</b>     | <b>W</b>               | <b>D</b>         | <b>H</b>               | <b>W</b>               |      | <b>H</b>  |      |      |      |      |
|  |   | IN 25.5<br>MM 648         | 24<br>610   | 39<br>991    | 20<br>508              | 17-20<br>432-508 | 17.25-22.25<br>438-565 | 18.5<br>470            |      | 21<br>533 |      |      |      |      |
|  |   | <b>RTA 2</b>              |    | 1 per carton |                        |                  |                        |                        |      |           |      |      |      |      |
|  <p>upholstered back, standard seat</p> <p><b>MB Tilter</b><br/>COM: 1.25 YD   1.14 M<br/>Unit weight: 41 LB   18.6 KG<br/>Carton weight: 53 LB   24.04 KG<br/>Carton volume: 10.5 FT³   0.29 MT³</p>                       |  <p><b>ADJUSTMENTS</b><br/>(1) Tilt tension<br/>(2) Pneumatic seat height<br/>(8) Manual seat depth<br/>(9) Upright position tilt lock<br/>Center tilt action</p>                  | <b>6332-4</b>             | 964   | 1004         | 1038                   | 1077             | 1140                   | 1199                   | 1258 | 1309      | 1373 | 1433 | 1514 | 1629 |
|  |   | <b>6332-4MO</b>           | 1022  | 1086         | 1140                   | 1202             | 1304                   | 1398                   | 1492 | 1574      | 1676 | 1772 | 1902 | 2086 |
|  |   | <b>OVERALL DIMENSIONS</b> |   |              | <b>SEAT DIMENSIONS</b> |                  |                        | <b>BACK DIMENSIONS</b> |      |           |      |      |      |      |
|  |   | <b>W</b>                  | <b>D</b>  | <b>H</b>     | <b>W</b>               | <b>D</b>         | <b>H</b>               | <b>W</b>               |      | <b>H</b>  |      |      |      |      |
|  |   | IN 25.5<br>MM 648         | 24<br>610   | 37.5<br>953  | 20<br>508              | 17.5<br>445      | 16-21<br>406-533       | 18.5<br>470            |      | 21<br>533 |      |      |      |      |
|  |   | <b>RTA 2</b>              |    | 1 per carton |                        |                  |                        |                        |      |           |      |      |      |      |
|  <p>upholstered back, standard seat</p> <p><b>MB Tilter Pedestal Base</b><br/>COM: 1.25 YD   1.14 M<br/>Unit weight: 42 LB   19.1 KG<br/>Carton weight: 54 LB   24.49 KG<br/>Carton volume: 10.5 FT³   0.29 MT³</p>         |  <p><b>ADJUSTMENTS</b><br/>(1) Tilt tension<br/>(2) Pneumatic seat height<br/>(8) Manual seat depth<br/>(9) Upright position tilt lock<br/>Center tilt action</p>                 | <b>6332-4PB</b>           | 1183  | 1223         | 1256                   | 1296             | 1360                   | 1418                   | 1477 | 1528      | 1592 | 1652 | 1733 | 1848 |
|  |   | <b>OVERALL DIMENSIONS</b> |   |              | <b>SEAT DIMENSIONS</b> |                  |                        | <b>BACK DIMENSIONS</b> |      |           |      |      |      |      |
|  |   | <b>W</b>                  | <b>D</b>  | <b>H</b>     | <b>W</b>               | <b>D</b>         | <b>H</b>               | <b>W</b>               |      | <b>H</b>  |      |      |      |      |
|  |   | IN 25.5<br>MM 648         | 24<br>610   | 39<br>991    | 20<br>508              | 17.5<br>445      | 17-19<br>432-483       | 18.5<br>470            |      | 21<br>533 |      |      |      |      |
|  |   |                           |   | <b>RTA 2</b> | 1 per carton           |                  |                        |                        |      |           |      |      |      |      |
|  <p>upholstered back, standard seat</p> <p><b>MB Task</b><br/>COM: 1.25 YD   1.14 M<br/>Unit weight: 36 LB   16.4 KG<br/>Carton weight: 48 LB   21.77 KG<br/>Carton volume: 10.5 FT³   0.29 MT³</p>                       |  <p><b>ADJUSTMENTS</b><br/>(2) Pneumatic seat height<br/>(8) Manual seat depth</p>   | <b>6332-6</b>             | 843   | 883          | 917                    | 956              | 1019                   | 1078                   | 1137 | 1188      | 1252 | 1312 | 1393 | 1508 |
|  |   | <b>6332-6MO</b>           | 901   | 965          | 1019                   | 1081             | 1183                   | 1277                   | 1371 | 1453      | 1555 | 1651 | 1781 | 1965 |
|  |   | <b>OVERALL DIMENSIONS</b> |   |              | <b>SEAT DIMENSIONS</b> |                  |                        | <b>BACK DIMENSIONS</b> |      |           |      |      |      |      |
|  |   | <b>W</b>                  | <b>D</b>  | <b>H</b>     | <b>W</b>               | <b>D</b>         | <b>H</b>               | <b>W</b>               |      | <b>H</b>  |      |      |      |      |
|  |   | IN 25.5<br>MM 648         | 24<br>610   | 37.5<br>953  | 20<br>508              | 17.5<br>445      | 17-22<br>432-559       | 18.5<br>470            |      | 21<br>533 |      |      |      |      |
|  |   | <b>RTA 2</b>              |  | 1 per carton |                        |                  |                        |                        |      |           |      |      |      |      |
|  <p>upholstered back, standard seat</p> <p><b>MB Weight Sensing Synchro-Tilter</b><br/>COM: 1.25 YD   1.14 M<br/>Unit weight: 44 LB   20 KG<br/>Carton weight: 56 LB   25.4 KG<br/>Carton volume: 10.5 FT³   0.29 MT³</p> |  <p><b>ADJUSTMENTS</b><br/>Automatic tilt tension<br/>(2) Pneumatic seat height<br/>(8) Sliding seat depth<br/>(9) Multi position tilt lock</p>                                  | <b>6332-8</b>             | 1001  | 1041         | 1075                   | 1114             | 1177                   | 1236                   | 1295 | 1346      | 1410 | 1470 | 1551 | 1666 |
|  |   | <b>6332-8MO</b>           | 1058  | 1122         | 1176                   | 1238             | 1340                   | 1434                   | 1528 | 1610      | 1712 | 1808 | 1938 | 2122 |
|  |   | <b>OVERALL DIMENSIONS</b> |   |              | <b>SEAT DIMENSIONS</b> |                  |                        | <b>BACK DIMENSIONS</b> |      |           |      |      |      |      |
|  |   | <b>W</b>                  | <b>D</b>  | <b>H</b>     | <b>W</b>               | <b>D</b>         | <b>H</b>               | <b>W</b>               |      | <b>H</b>  |      |      |      |      |
|  |   | IN 25.5<br>MM 648         | 24<br>610   | 38<br>965    | 20<br>508              | 17-20<br>432-508 | 16.5-21.5<br>419-546   | 18.5<br>470            |      | 21<br>533 |      |      |      |      |
|  |   | <b>RTA 2</b>              |  | 1 per carton |                        |                  |                        |                        |      |           |      |      |      |      |



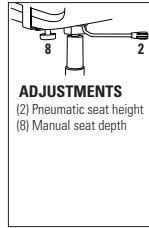
DESCRIPTION FEATURES MODEL # STANDARD TEXTILE GRADES



upholstered back, standard seat

**MB Task - Armless**

COM: 1.25 YD | 1.14 M  
 Unit weight: 30 LB | 13.6 KG  
 Carton weight: 42 LB | 19.05 KG  
 Carton volume: 10.5 FT³ | 0.29 MT³



Ergonomic features:  
 C, E, M, N, U

| MODEL #         | 1   | 2   | 3   | 4   | 5    | 6    | 7    | 8    | 9    | 10   | 11   | 12   |
|-----------------|-----|-----|-----|-----|------|------|------|------|------|------|------|------|
| <b>6333-6</b>   | 678 | 718 | 752 | 791 | 854  | 913  | 972  | 1023 | 1087 | 1147 | 1228 | 1343 |
| <b>6333-6MO</b> | 737 | 801 | 855 | 917 | 1019 | 1113 | 1207 | 1289 | 1391 | 1487 | 1617 | 1801 |

|    | OVERALL DIMENSIONS |     |      | SEAT DIMENSIONS |      |         | BACK DIMENSIONS |     |
|----|--------------------|-----|------|-----------------|------|---------|-----------------|-----|
|    | W                  | D   | H    | W               | D    | H       | W               | H   |
| IN | 20                 | 24  | 37.5 | 20              | 17.5 | 17-22   | 18.5            | 21  |
| MM | 508                | 610 | 953  | 508             | 445  | 432-559 | 470             | 533 |

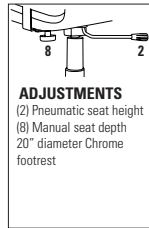
**RTA 2** 1 per carton



upholstered back, standard seat

**MB Stool - Armless Task**

COM: 1.25 YD | 1.14 M  
 Unit weight: 33 LB | 15 KG  
 Carton weight: 45 LB | 20.41 KG  
 Carton volume: 10.5 FT³ | 0.29 MT³



Ergonomic features:  
 C, E, M, N, U

| MODEL #         | 1   | 2    | 3    | 4    | 5    | 6    | 7    | 8    | 9    | 10   | 11   | 12   |
|-----------------|-----|------|------|------|------|------|------|------|------|------|------|------|
| <b>6337-6</b>   | 887 | 927  | 961  | 1000 | 1063 | 1122 | 1181 | 1232 | 1296 | 1356 | 1437 | 1552 |
| <b>6337-6MO</b> | 945 | 1009 | 1063 | 1125 | 1227 | 1321 | 1415 | 1497 | 1599 | 1695 | 1825 | 2009 |

|    | OVERALL DIMENSIONS |     |      | SEAT DIMENSIONS |      |           | BACK DIMENSIONS |     |
|----|--------------------|-----|------|-----------------|------|-----------|-----------------|-----|
|    | W                  | D   | H    | W               | D    | H         | W               | H   |
| IN | 20                 | 24  | 48   | 20              | 17.5 | 23.5-33.5 | 18.5            | 21  |
| MM | 508                | 610 | 1219 | 508             | 445  | 597-851   | 470             | 533 |

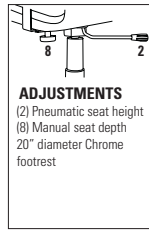
**RTA 2** 1 per carton



upholstered back, standard seat

**MB Stool - Task**

COM: 1.25 YD | 1.14 M  
 Unit weight: 39 LB | 17.7 KG  
 Carton weight: 51 LB | 23.13 KG  
 Carton volume: 10.5 FT³ | 0.29 MT³

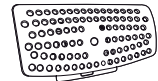


Ergonomic features:  
 C, E, H, M, N, Q, U

| MODEL #         | 1    | 2    | 3    | 4    | 5    | 6    | 7    | 8    | 9    | 10   | 11   | 12   |
|-----------------|------|------|------|------|------|------|------|------|------|------|------|------|
| <b>6338-6</b>   | 1052 | 1092 | 1126 | 1165 | 1228 | 1287 | 1346 | 1397 | 1461 | 1521 | 1602 | 1717 |
| <b>6338-6MO</b> | 1110 | 1174 | 1228 | 1290 | 1392 | 1486 | 1580 | 1662 | 1764 | 1860 | 1990 | 2174 |

|    | OVERALL DIMENSIONS |     |      | SEAT DIMENSIONS |      |           | BACK DIMENSIONS |     |
|----|--------------------|-----|------|-----------------|------|-----------|-----------------|-----|
|    | W                  | D   | H    | W               | D    | H         | W               | H   |
| IN | 25.5               | 24  | 48   | 20              | 17.5 | 23.5-33.5 | 18.5            | 21  |
| MM | 648                | 610 | 1219 | 508             | 445  | 597-851   | 470             | 533 |

**RTA 2** 1 per carton



**Lumbar Pad Kit for Vion**

COM: N/A  
 Unit weight: 0.5 LB | 0.2 KG  
 Carton weight: 1.5 LB | 0.68 KG  
 Carton volume: 0.5 FT³ | 0.01 MT³

List price

|             |    |
|-------------|----|
| <b>6339</b> | 32 |
|-------------|----|

|    | OVERALL DIMENSIONS |     |      | SEAT DIMENSIONS |   |   | BACK DIMENSIONS |   |
|----|--------------------|-----|------|-----------------|---|---|-----------------|---|
|    | W                  | D   | H    | W               | D | H | W               | H |
| IN | 10.25              | 3.5 | 5.25 | -               | - | - | -               | - |
| MM | 260                | 89  | 133  | -               | - | - | -               | - |

**RTA 00** 1 per carton

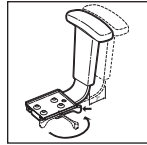
YORKDALE



model 2340-3



model 2343-6




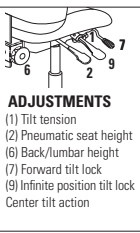

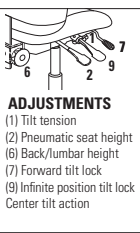

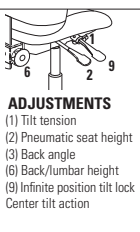

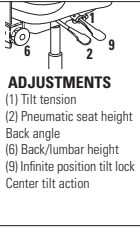
Vari-Width (WA) width adjustable arm extensions are standard when chair is ordered with adjustable arms.


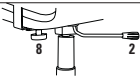


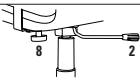

STANDARD FEATURES

- Advanced ergonomic design for increased comfort and productivity.
- Standard with height adjustable T-arms with curved urethane armcaps (3N) in Black only.
- All models are standard with a five prong, injection molded base.
- Base and frame are available in Black only.
- All models are shipped partially KD.
- Yorkdale heavy duty models can be found under the Heavy Duty section (page 334).
- Dual wheel carpet casters (C65) are standard.
- Upholstery options: fabric or vinyl only. When upholstered in vinyl, models may feature stitch detail across the seat and/or back cushions and the outside back will be attached with decorative screws.






















OPTIONAL FEATURES

- Optional sliding seat depth adjustment is available on models 2330 and 2331, please specify (MD). Add \$32.
- Seat available in molded foam, please specify (MLD). Add \$35.
- For hard surface flooring casters, please specify (C65R). Add \$21.
- For additional arm/caster options, please refer to the Arm and Caster section (page 347). *Optional casters may be priced higher than the standard casters for your chair and the difference will be charged. Lower priced optional casters will not be credited.*

| DESCRIPTION  | FEATURES  | MODEL #  | STANDARD TEXTILE GRADES   |         |              |                        |      |           |                        |         |      |      |      |      |      |  |  |
|--|---|--|---------------------------|---------|--------------|------------------------|------|-----------|------------------------|---------|------|------|------|------|------|--|--|
|  |   |  | 1                         | 2       | 3            | 4                      | 5    | 6         | 7                      | 8       | 9    | 10   | 11   | 12   |      |  |  |
|  <p><b>HB Multi-Tilter w/Forward Seat Tilt</b><br/>COM: 1.75 YD   1.6 M<br/>Unit weight: 44 LB   20 KG<br/>Carton weight: 48 LB   21.77 KG<br/>Carton volume: 9.75 FT³   0.27 MT³</p>     |  <p><b>ADJUSTMENTS</b><br/>(1) Tilt tension<br/>(2) Pneumatic seat height<br/>(6) Back/lumbar height<br/>(7) Forward tilt lock<br/>(9) Infinite position tilt lock<br/>Center tilt action</p>  | <p>Ergonomic features:<br/>A, B, C, D, F, G, H, M, N, Q, S</p> | 2330                      | 809     | 865          | 912                    | 967  | 1056      | 1138                   | 1220    | 1292 | 1381 | 1465 | 1579 | 1740 |  |  |
|  |   |  | <b>OVERALL DIMENSIONS</b> |         |              | <b>SEAT DIMENSIONS</b> |      |           | <b>BACK DIMENSIONS</b> |         |      |      |      |      |      |  |  |
|  |   |  | W                         | D       | H            | W                      | D    | H         | W                      | H       |      |      |      |      |      |  |  |
|  |   |  | IN 24                     | 25      | 42           | 20.5                   | 17.5 | 17.5-21.5 | 19                     | 21.5-24 |      |      |      |      |      |  |  |
|  |   |  | MM 610                    | 635     | 1067         | 521                    | 445  | 445-546   | 483                    | 546-610 |      |      |      |      |      |  |  |
|  |   |  | RTA 2                     | courier | 1 per carton |                        |      |           |                        |         |      |      |      |      |      |  |  |
|  <p><b>LB Multi-Tilter</b><br/>COM: 1.5 YD   1.37 M<br/>Unit weight: 42 LB   19.1 KG<br/>Carton weight: 46 LB   20.87 KG<br/>Carton volume: 9.75 FT³   0.27 MT³</p>                      |  <p><b>ADJUSTMENTS</b><br/>(1) Tilt tension<br/>(2) Pneumatic seat height<br/>(6) Back/lumbar height<br/>(7) Forward tilt lock<br/>(9) Infinite position tilt lock<br/>Center tilt action</p> | <p>Ergonomic features:<br/>A, B, C, D, F, G, H, M, N, Q, S</p> | 2331                      | 750     | 798          | 839                    | 885  | 962       | 1032                   | 1103    | 1164 | 1241 | 1313 | 1410 | 1548 |  |  |
|  |   |  | <b>OVERALL DIMENSIONS</b> |         |              | <b>SEAT DIMENSIONS</b> |      |           | <b>BACK DIMENSIONS</b> |         |      |      |      |      |      |  |  |
|  |   |  | W                         | D       | H            | W                      | D    | H         | W                      | H       |      |      |      |      |      |  |  |
|  |   |  | IN 24                     | 25      | 36           | 20.5                   | 17.5 | 17.5-21.5 | 19                     | 15.5-18 |      |      |      |      |      |  |  |
|  |   |  | MM 610                    | 635     | 914          | 521                    | 445  | 445-546   | 483                    | 394-457 |      |      |      |      |      |  |  |
|  |   |  | RTA 2                     | courier | 1 per carton |                        |      |           |                        |         |      |      |      |      |      |  |  |
|  <p><b>HB Multi-Tilter</b><br/>COM: 1.75 YD   1.6 M<br/>Unit weight: 42 LB   19.1 KG<br/>Carton weight: 46 LB   20.87 KG<br/>Carton volume: 9.75 FT³   0.27 MT³</p>                     |  <p><b>ADJUSTMENTS</b><br/>(1) Tilt tension<br/>(2) Pneumatic seat height<br/>(3) Back angle<br/>(6) Back/lumbar height<br/>(9) Infinite position tilt lock<br/>Center tilt action</p>       | <p>Ergonomic features:<br/>A, B, C, D, F, G, H, M, N, Q, S</p> | 2340-3                    | 770     | 826          | 873                    | 928  | 1017      | 1099                   | 1181    | 1253 | 1342 | 1426 | 1540 | 1701 |  |  |
|  |   |  | <b>OVERALL DIMENSIONS</b> |         |              | <b>SEAT DIMENSIONS</b> |      |           | <b>BACK DIMENSIONS</b> |         |      |      |      |      |      |  |  |
|  |   |  | W                         | D       | H            | W                      | D    | H         | W                      | H       |      |      |      |      |      |  |  |
|  |   |  | IN 24                     | 25      | 42.5         | 20.5                   | 17   | 16.5-21.5 | 19                     | 21.5-24 |      |      |      |      |      |  |  |
|  |   |  | MM 610                    | 635     | 1080         | 521                    | 432  | 419-546   | 483                    | 546-610 |      |      |      |      |      |  |  |
|  |   |  | RTA 2                     | courier | 1 per carton |                        |      |           |                        |         |      |      |      |      |      |  |  |
|  <p><b>LB Multi-Tilter w/Forward Seat Tilt</b><br/>COM: 1.5 YD   1.37 M<br/>Unit weight: 40 LB   18.2 KG<br/>Carton weight: 44 LB   19.96 KG<br/>Carton volume: 9.75 FT³   0.27 MT³</p> |  <p><b>ADJUSTMENTS</b><br/>(1) Tilt tension<br/>(2) Pneumatic seat height<br/>Back angle<br/>(6) Back/lumbar height<br/>(9) Infinite position tilt lock<br/>Center tilt action</p>           | <p>Ergonomic features:<br/>A, B, C, D, F, G, H, M, N, Q, S</p> | 2341-3                    | 711     | 759          | 800                    | 846  | 923       | 993                    | 1064    | 1125 | 1202 | 1274 | 1371 | 1509 |  |  |
|  |   |  | <b>OVERALL DIMENSIONS</b> |         |              | <b>SEAT DIMENSIONS</b> |      |           | <b>BACK DIMENSIONS</b> |         |      |      |      |      |      |  |  |
|  |   |  | W                         | D       | H            | W                      | D    | H         | W                      | H       |      |      |      |      |      |  |  |
|  |   |  | IN 24                     | 25      | 36.5         | 20.5                   | 17   | 16.5-21.5 | 19                     | 15.5-18 |      |      |      |      |      |  |  |
|  |   |  | MM 610                    | 635     | 927          | 521                    | 432  | 419-546   | 483                    | 394-457 |      |      |      |      |      |  |  |
|  |   |  | RTA 2                     | courier | 1 per carton |                        |      |           |                        |         |      |      |      |      |      |  |  |

| DESCRIPTION   | FEATURES   | MODEL #       | STANDARD TEXTILE GRADES   |   |              |                        |          |          |                        |          |      |      |      |      |  |  |
|---|--|---------------|---------------------------|---|--------------|------------------------|----------|----------|------------------------|----------|------|------|------|------|--|--|
|   |  |               | 1                         | 2   | 3            | 4                      | 5        | 6        | 7                      | 8        | 9    | 10   | 11   | 12   |  |  |
|  <p><b>LB Task w/3N Arms</b><br/>                     COM: 1.5 YD   1.37 M<br/>                     Unit weight: 33 LB   15 KG<br/>                     Carton weight: 36 LB   16.33 KG<br/>                     Carton volume: 7 FT³   0.19 MT³</p>   |  <p><b>ADJUSTMENTS</b><br/>                     (2) Pneumatic seat height<br/>                     (8) Manual seat depth</p> <p>Ergonomic features:<br/>                     C, E, H, M, N, Q</p> | <b>2341-6</b> | 528                       | 576   | 617          | 663                    | 740      | 810      | 881                    | 942      | 1019 | 1091 | 1188 | 1326 |  |  |
|   |  |               | <b>OVERALL DIMENSIONS</b> |   |              | <b>SEAT DIMENSIONS</b> |          |          | <b>BACK DIMENSIONS</b> |          |      |      |      |      |  |  |
|   |  |               | <b>W</b>                  | <b>D</b>  | <b>H</b>     | <b>W</b>               | <b>D</b> | <b>H</b> | <b>W</b>               | <b>H</b> |      |      |      |      |  |  |
|   |  |               | IN 24                     | 23.5  | 38           | 20.5                   | 16-17.5  | 17-22    | 19                     | 19       |      |      |      |      |  |  |
|   |  |               | MM 610                    | 597   | 965          | 521                    | 406-445  | 432-559  | 483                    | 483      |      |      |      |      |  |  |
|   |  |               | <b>RTA 2</b>              |  | 1 per carton |                        |          |          |                        |          |      |      |      |      |  |  |
|  <p><b>LB Task Armless</b><br/>                     COM: 1.5 YD   1.37 M<br/>                     Unit weight: 27 LB   12.3 KG<br/>                     Carton weight: 30 LB   13.61 KG<br/>                     Carton volume: 5.5 FT³   0.15 MT³</p> |  <p><b>ADJUSTMENTS</b><br/>                     (2) Pneumatic seat height<br/>                     (8) Manual seat depth</p> <p>Ergonomic features:<br/>                     C, E, M, N</p>       | <b>2343-6</b> | 415                       | 463   | 504          | 550                    | 627      | 697      | 768                    | 829      | 906  | 978  | 1075 | 1213 |  |  |
|   |  |               | <b>OVERALL DIMENSIONS</b> |   |              | <b>SEAT DIMENSIONS</b> |          |          | <b>BACK DIMENSIONS</b> |          |      |      |      |      |  |  |
|   |  |               | <b>W</b>                  | <b>D</b>  | <b>H</b>     | <b>W</b>               | <b>D</b> | <b>H</b> | <b>W</b>               | <b>H</b> |      |      |      |      |  |  |
|   |  |               | IN 21                     | 23.5  | 38           | 20.5                   | 16-17.5  | 17-22    | 19                     | 19       |      |      |      |      |  |  |
|   |  |               | MM 533                    | 597   | 965          | 521                    | 406-445  | 432-559  | 483                    | 483      |      |      |      |      |  |  |
|   |  |               | <b>RTA 2</b>              |  | 1 per carton |                        |          |          |                        |          |      |      |      |      |  |  |

# multi-purpose

|   |                      |   |                       |   |                |
|---|----------------------|---|-----------------------|---|----------------|
|    | Bakhita.....113      |    | Duet.....132          |    | Kate.....272   |
|    | Beach.....116        |    | Enterprise.....26     |    | Key.....153    |
|    | Beam Seating.....117 |    | Erin.....148          |    | Layne.....154  |
|    | Caprice.....125      |    | File Buddy.....149    |    | Lite.....156   |
|    | Chap.....127         |    | Flap.....150          |    | Locust.....160 |
|  | Comet.....129        |  | Granada Deluxe.....39 |  | Malaga.....53  |
|  | Diplomat.....131     |  | Islands.....152       |  | Marche.....161 |

# multi-purpose



Mayne .....163



ML .....275



Moda .....164



ObusForme Comfort .....62



Popcorn .....167



Rebound .....172



Roma Nester .....176



Sas .....178



Sidero .....180



Solo .....75



Sonic .....184



Spritz .....199



Spyker .....203



Stream .....204



Supra .....84



Synopsis .....89



Traditional .....92



Twilight .....212



Tye .....100



Vion .....216



Zoma .....222



BAKHITA



model 6750



model 6753



model 6754







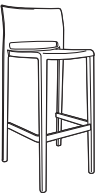
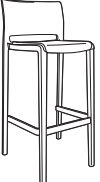


model 6785

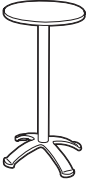

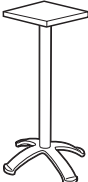
STANDARD FEATURES

- A comfortable, high quality, lightweight, stacking chair that is incredibly strong and durable.
- Bakhita is an all polymer chair intended for use indoors or outdoors. Products must be stored inside during extreme and inclement weather. See Global's Outdoor Furniture warranty for additional information.
- Weather resistant, UV resistant, stain resistant and will not rust (no metal components or hardware).
- Standard height, poly seat & back chair models (6750, 6751) are suitable for use in MRI rooms.
- Chairs are simultaneously molded with two different materials. Inside is a structural nylon frame for strength. Outside is a durable polypropylene light fast compound.
- Upholstered seats will only fit on a frame made for this purpose, it is not possible to add an upholstered seat onto an existing all plastic chair in the field.
- Upholstered seats are fixed and non-removable.
- Chair legs are equipped with translucent non-marking glides as standard. Suitable for both carpet and hard surface flooring.
- Upholstery options: fabric, vinyl or leather. Vinyl and leather models may feature stitch detail across the seat and/or back cushions, if applicable.
- For outdoor use we recommend marine grade vinyls or Sunbrella fabrics with UV resistance.
- Chairs are available in 3 plastic colors: Alloy (ALY), Char (CHA) and Milk (MLK).
- Tables are available in seated or bar height and are suitable for outdoor use.
- Tables are standard with a Silver base and Milk (MLK) top.

|                  | Bakhita Chair Stacking Capability |                   |
|------------------|-----------------------------------|-------------------|
|                  | Stacking on dolly                 | Stacking on floor |
| <b>Armless</b>   |                                   |                   |
| 6751, 6753       | up to 12 high                     | up to 8 high      |
| 6754, 6755       | N/A                               | up to 4 high      |
| <b>With Arms</b> |                                   |                   |
| 6750, 6752       | up to 10 high                     | up to 8 high      |

| DESCRIPTION   | FEATURES  | MODEL # | STANDARD TEXTILE GRADES   |     |   |     |     |                 |     |     |                 |     |     |     |  |  |
|---|---|---------|---|-----|---|-----|-----|-----------------|-----|-----|-----------------|-----|-----|-----|--|--|
|  <p><b>Armchair Poly Seat &amp; Back</b><br/>COM: N/A<br/>Unit weight: 12 LB   5.5 KG<br/>Carton weight: 14.25 LB   6.46 KG<br/>Carton volume: 13.5 FT<sup>3</sup>   0.38 MT<sup>3</sup></p>                | <p>Stacks 8 high on floor.<br/>Stacks 10 high on dolly.</p> | 6750    | List price  |     |   |     |     |                 |     |     |                 |     |     |     |  |  |
|   |   |         | 318   |     |   |     |     |                 |     |     |                 |     |     |     |  |  |
|   |   |         |   |     | OVERALL DIMENSIONS  |     |     | SEAT DIMENSIONS |     |     | BACK DIMENSIONS |     |     |     |  |  |
|   |   |         |   |     | W   | D   | H   | W               | D   | H   | W               | H   |     |     |  |  |
|   |   |         |   |     | IN 22.5 21 31.5 16 16 17.25 17 14.5<br>MM 572 533 800 406 406 438 432 368 |     |     |                 |     |     |                 |     |     |     |  |  |
|   |   |         | <b>RTA 00</b> 4 per carton (pricing and specifications are for one chair) |     |   |     |     |                 |     |     |                 |     |     |     |  |  |
|  <p><b>Armless Chair Poly Seat &amp; Back</b><br/>COM: N/A<br/>Unit weight: 11 LB   5 KG<br/>Carton weight: 13 LB   5.9 KG<br/>Carton volume: 11.5 FT<sup>3</sup>   0.32 MT<sup>3</sup></p>                | <p>Stacks 8 high on floor.<br/>Stacks 12 high on dolly.</p> | 6751    | List price  |     |   |     |     |                 |     |     |                 |     |     |     |  |  |
|   |   |         | 286   |     |   |     |     |                 |     |     |                 |     |     |     |  |  |
|   |   |         |   |     | OVERALL DIMENSIONS  |     |     | SEAT DIMENSIONS |     |     | BACK DIMENSIONS |     |     |     |  |  |
|   |   |         |   |     | W   | D   | H   | W               | D   | H   | W               | H   |     |     |  |  |
|   |   |         |   |     | IN 18 21 31.5 16 16 17.25 17 14.5<br>MM 457 533 800 406 406 438 432 368   |     |     |                 |     |     |                 |     |     |     |  |  |
|   |   |         | <b>RTA 00</b> 4 per carton (pricing and specifications are for one chair) |     |   |     |     |                 |     |     |                 |     |     |     |  |  |
|  <p><b>Armchair Uph Seat &amp; Poly Back</b><br/>COM: 0.75 YD   0.69 M<br/>Unit weight: 13 LB   5.9 KG<br/>Carton weight: 16 LB   7.26 KG<br/>Carton volume: 13.5 FT<sup>3</sup>   0.38 MT<sup>3</sup></p> | <p>Stacks 8 high on floor.<br/>Stacks 10 high on dolly.</p> | 6752    | 1   | 2   | 3   | 4   | 5   | 6               | 7   | 8   | 9               | 10  | 11  | 12  |  |  |
|   |   |         | 383   | 407 | 427   | 451 | 489 | 524             | 559 | 590 | 628             | 664 | 713 | 782 |  |  |
|   |   |         |   |     | OVERALL DIMENSIONS  |     |     | SEAT DIMENSIONS |     |     | BACK DIMENSIONS |     |     |     |  |  |
|   |   |         |   |     | W   | D   | H   | W               | D   | H   | W               | H   |     |     |  |  |
|   |   |         |   |     | IN 22.5 21 31.5 16 16 18 17 14.5<br>MM 572 533 800 406 406 457 432 368    |     |     |                 |     |     |                 |     |     |     |  |  |
|   |   |         | <b>RTA 00</b> 3 per carton (pricing and specifications are for one chair) |     |   |     |     |                 |     |     |                 |     |     |     |  |  |

| DESCRIPTION  | FEATURES  | MODEL#        | STANDARD TEXTILE GRADES                                     |          |          |                        |          |          |                        |          |     |     |     |     |
|--|---|---------------|---|----------|----------|------------------------|----------|----------|------------------------|----------|-----|-----|-----|-----|
|  |   |               | 1   | 2        | 3        | 4                      | 5        | 6        | 7                      | 8        | 9   | 10  | 11  | 12  |
|  <p><b>Armless Chair Uph Seat &amp; Poly Back</b><br/>                     COM: 0.75 YD   0.69 M<br/>                     Unit weight: 12 LB   5.5 KG<br/>                     Carton weight: 14.67 LB   6.65 KG<br/>                     Carton volume: 11.5 FT³   0.32 MT³</p>      | Stacks 8 high on floor.<br>Stacks 12 high on dolly. | <b>6753</b>   | 351   | 375      | 395      | 419                    | 457      | 492      | 527                    | 558      | 596 | 632 | 681 | 750 |
|  |   |               | <b>OVERALL DIMENSIONS</b>                                   |          |          | <b>SEAT DIMENSIONS</b> |          |          | <b>BACK DIMENSIONS</b> |          |     |     |     |     |
|  |   |               | <b>W</b>  | <b>D</b> | <b>H</b> | <b>W</b>               | <b>D</b> | <b>H</b> | <b>W</b>               | <b>H</b> |     |     |     |     |
|  |   |               | IN 18   | 21       | 31.5     | 16                     | 16       | 18       | 17                     | 14.5     |     |     |     |     |
|  |   |               | MM 457  | 533      | 800      | 406                    | 406      | 457      | 432                    | 368      |     |     |     |     |
|  |   | <b>RTA 00</b> | 3 per carton (pricing and specifications are for one chair) |          |          |                        |          |          |                        |          |     |     |     |     |
| List price   |   |               |   |          |          |                        |          |          |                        |          |     |     |     |     |
|  |   | <b>6754</b>   | 441   |          |          |                        |          |          |                        |          |     |     |     |     |
|  <p><b>Armless Bar Stool Poly Seat &amp; Back</b><br/>                     COM: N/A<br/>                     Unit weight: 13 LB   5.9 KG<br/>                     Carton weight: 15 LB   6.8 KG<br/>                     Carton volume: 12.75 FT³   0.36 MT³</p>                      | Stacks 4 high on floor.                             | <b>6754</b>   | 441   |          |          |                        |          |          |                        |          |     |     |     |     |
|  |   |               | <b>OVERALL DIMENSIONS</b>                                   |          |          | <b>SEAT DIMENSIONS</b> |          |          | <b>BACK DIMENSIONS</b> |          |     |     |     |     |
|  |   |               | <b>W</b>  | <b>D</b> | <b>H</b> | <b>W</b>               | <b>D</b> | <b>H</b> | <b>W</b>               | <b>H</b> |     |     |     |     |
|  |   |               | IN 19.25  | 18.75    | 40.5     | 14                     | 15       | 30       | 17                     | 10.5     |     |     |     |     |
|  |   |               | MM 489  | 476      | 1029     | 356                    | 381      | 762      | 432                    | 267      |     |     |     |     |
|  |   | <b>RTA 00</b> | 4 per carton (pricing and specifications are for one chair) |          |          |                        |          |          |                        |          |     |     |     |     |
| List price   |   |               |   |          |          |                        |          |          |                        |          |     |     |     |     |
|  |   | <b>6755</b>   | 343   |          |          |                        |          |          |                        |          |     |     |     |     |
|  <p><b>Armless Bar Stool Uph Seat &amp; Poly Back</b><br/>                     COM: 0.75 YD   0.69 M<br/>                     Unit weight: 14 LB   6.4 KG<br/>                     Carton weight: 16.67 LB   7.56 KG<br/>                     Carton volume: 12.75 FT³   0.36 MT³</p> | Stacks 4 high on floor.                             | <b>6755</b>   | 504   | 528      | 548      | 572                    | 610      | 645      | 680                    | 711      | 749 | 785 | 834 | 903 |
|  |   |               | <b>OVERALL DIMENSIONS</b>                                   |          |          | <b>SEAT DIMENSIONS</b> |          |          | <b>BACK DIMENSIONS</b> |          |     |     |     |     |
|  |   |               | <b>W</b>  | <b>D</b> | <b>H</b> | <b>W</b>               | <b>D</b> | <b>H</b> | <b>W</b>               | <b>H</b> |     |     |     |     |
|  |   |               | IN 19.25  | 18.75    | 40.5     | 14                     | 15       | 30.75    | 17                     | 10.5     |     |     |     |     |
|  |   |               | MM 489  | 476      | 1029     | 356                    | 381      | 781      | 432                    | 267      |     |     |     |     |
|  |   | <b>RTA 00</b> | 3 per carton (pricing and specifications are for one chair) |          |          |                        |          |          |                        |          |     |     |     |     |
| List price   |   |               |   |          |          |                        |          |          |                        |          |     |     |     |     |
|  |   | <b>6756</b>   | 343   |          |          |                        |          |          |                        |          |     |     |     |     |
|  <p><b>Chair Dolly</b><br/>                     COM: N/A<br/>                     Unit weight: 10 LB   4.5 KG<br/>                     Carton weight: 11 LB   4.99 KG<br/>                     Carton volume: 2.4 FT³   0.06 MT³</p>  |   | <b>6756</b>   | 527   | 584      | 235      | -                      | -        | -        | -                      | -        | -   | -   | -   |     |
|  |   |               | <b>OVERALL DIMENSIONS</b>                                   |          |          | <b>SEAT DIMENSIONS</b> |          |          | <b>BACK DIMENSIONS</b> |          |     |     |     |     |
|  |   |               | <b>W</b>  | <b>D</b> | <b>H</b> | <b>W</b>               | <b>D</b> | <b>H</b> | <b>W</b>               | <b>H</b> |     |     |     |     |
|  |   |               | IN 20.75  | 23       | 9.25     | -                      | -        | -        | -                      | -        |     |     |     |     |
|  |   |               | MM 527  | 584      | 235      | -                      | -        | -        | -                      | -        |     |     |     |     |
|  |   | <b>RTA 00</b> | 1 per carton  |          |          |                        |          |          |                        |          |     |     |     |     |
| List price   |   |               |   |          |          |                        |          |          |                        |          |     |     |     |     |
|  |   | <b>6780</b>   | 683   |          |          |                        |          |          |                        |          |     |     |     |     |
|  <p><b>Round Table</b><br/>                     COM: N/A<br/>                     Unit weight: 34 LB   15.5 KG<br/>                     Carton weight: 40 LB   18.14 KG<br/>                     Carton volume: 4.5 FT³   0.12 MT³</p>  |   | <b>6780</b>   | 724   | 724      | 1029     | -                      | -        | -        | -                      | -        | -   | -   | -   |     |
|  |   |               | <b>OVERALL DIMENSIONS</b>                                   |          |          | <b>SEAT DIMENSIONS</b> |          |          | <b>BACK DIMENSIONS</b> |          |     |     |     |     |
|  |   |               | <b>W</b>  | <b>D</b> | <b>H</b> | <b>W</b>               | <b>D</b> | <b>H</b> | <b>W</b>               | <b>H</b> |     |     |     |     |
|  |   |               | IN 28.5   | 28.5     | 29.5     | -                      | -        | -        | -                      | -        |     |     |     |     |
|  |   |               | MM 724  | 724      | 1029     | -                      | -        | -        | -                      | -        |     |     |     |     |
|  |   | <b>RTA 6</b>  | 3 cartons   |          |          |                        |          |          |                        |          |     |     |     |     |

| DESCRIPTION   | FEATURES | MODEL# | STANDARD TEXTILE GRADES |                    |      |      |                 |   |   |                 |   |
|---|----------|--------|-------------------------|--------------------|------|------|-----------------|---|---|-----------------|---|
|  <p><b>Round Table - Bar Height</b><br/>                     COM: N/A<br/>                     Unit weight: 34.5 LB   15.7 KG<br/>                     Carton weight: 41 LB   18.6 KG<br/>                     Carton volume: 4.5 FT<sup>3</sup>   0.12 MT<sup>3</sup></p>   |          |        | List price              |                    |      |      |                 |   |   |                 |   |
|   | 6781     |        |                         |                    |      |      |                 |   |   |                 |   |
|   |          |        |                         | OVERALL DIMENSIONS |      |      | SEAT DIMENSIONS |   |   | BACK DIMENSIONS |   |
|   |          |        |                         | W                  | D    | H    | W               | D | H | W               | H |
|   |          |        |                         | IN 28.5            | 28.5 | 40   | -               | - | - | -               | - |
|   |          |        | MM 724                  | 724                | 1016 | -    | -               | - | - | -               |   |
|   |          |        | <b>RTA 8</b>            |                    |      |      |                 |   |   | 3 cartons       |   |
|  <p><b>Square Table</b><br/>                     COM: N/A<br/>                     Unit weight: 36.5 LB   16.6 KG<br/>                     Carton weight: 42.5 LB   19.28 KG<br/>                     Carton volume: 4.5 FT<sup>3</sup>   0.12 MT<sup>3</sup></p>            |          |        | List price              |                    |      |      |                 |   |   |                 |   |
|   | 6785     |        |                         |                    |      |      |                 |   |   |                 |   |
|   |          |        |                         | OVERALL DIMENSIONS |      |      | SEAT DIMENSIONS |   |   | BACK DIMENSIONS |   |
|   |          |        |                         | W                  | D    | H    | W               | D | H | W               | H |
|   |          |        |                         | IN 28.5            | 28.5 | 29.5 | -               | - | - | -               | - |
|   |          |        | MM 724                  | 724                | 749  | -    | -               | - | - | -               |   |
|   |          |        | <b>RTA 8</b>            |                    |      |      |                 |   |   | 3 cartons       |   |
|  <p><b>Square Table - Bar Height</b><br/>                     COM: N/A<br/>                     Unit weight: 37 LB   16.8 KG<br/>                     Carton weight: 43.5 LB   19.73 KG<br/>                     Carton volume: 4.5 FT<sup>3</sup>   0.12 MT<sup>3</sup></p> |          |        | List price              |                    |      |      |                 |   |   |                 |   |
|   | 6786     |        |                         |                    |      |      |                 |   |   |                 |   |
|   |          |        |                         | OVERALL DIMENSIONS |      |      | SEAT DIMENSIONS |   |   | BACK DIMENSIONS |   |
|   |          |        |                         | W                  | D    | H    | W               | D | H | W               | H |
|   |          |        |                         | IN 28.5            | 28.5 | 40   | -               | - | - | -               | - |
|   |          |        | MM 724                  | 724                | 1016 | -    | -               | - | - | -               |   |
|   |          |        | <b>RTA 8</b>            |                    |      |      |                 |   |   | 3 cartons       |   |



**BEACH**



model 4077



model 4078

**STANDARD FEATURES**

- Elegant wood seating with a choice of an upholstered or vertical wood slat back.
- Frame construction is beech hardwood.
- Legs are equipped with White non-marking polypropylene glides. Suitable for both carpet and hard surface flooring.
- All cushions are fixed and non-removable.
- Cushions are made with highly resilient foam and seats are equipped with a synthetic rubberized webbing suspension system for extra comfort.
- Does not stack.
- Upholstery options: fabric, vinyl or leather. Vinyl and leather models may feature stitch detail across the seat and/or back cushions, if applicable.

**OPTIONAL FEATURES**

- Wood frame available in Absolute (AAM), Black (BKM), Cherry (ACM), English Oak (EOM), Espresso Cafe (ECM), Fruitwood (TFM), Gray (HGM), Honey (AHM), Mahogany (TMM), Maple (AVM), Medium Walnut (MWM), Natural Walnut (NLW), Night (ASM), Noce Biondo (NBM), Noce Grigio (NGM), Noce Leggero (NEM), Noce Medio (NMM), Shaker Cherry (SKM), Walnut (TWM), WC Cream (WTM), White (WHM) and Winter Cherry (WCM). Please specify.

**DESCRIPTION**

**FEATURES**

**MODEL #**

**STANDARD TEXTILE GRADES**



**Armchair w/Upholstered Back**

COM: 1 YD | 0.91 M  
 Unit weight: 15 LB | 6.8 KG  
 Carton weight: 20 LB | 9.07 KG  
 Carton volume: 13.25 FT<sup>3</sup> | 0.37 MT<sup>3</sup>

Does not stack.

|             | 1   | 2   | 3   | 4   | 5   | 6   | 7   | 8    | 9    | 10   | 11   | 12   |
|-------------|-----|-----|-----|-----|-----|-----|-----|------|------|------|------|------|
| <b>4077</b> | 746 | 778 | 805 | 836 | 887 | 934 | 981 | 1022 | 1073 | 1121 | 1186 | 1278 |

**OVERALL DIMENSIONS**

W D H

**SEAT DIMENSIONS**

W D H

**BACK DIMENSIONS**

W H

|    |     |       |      |      |      |       |      |      |
|----|-----|-------|------|------|------|-------|------|------|
| IN | 22  | 22.25 | 33.5 | 19.5 | 18.5 | 18.75 | 19.5 | 15.5 |
| MM | 559 | 565   | 851  | 495  | 470  | 476   | 495  | 394  |

**RTA 00** 1 per carton



**Armchair w/Vertical Wood Slat Back**

COM: 1 YD | 0.91 M  
 Unit weight: 15 LB | 6.8 KG  
 Carton weight: 20 LB | 9.07 KG  
 Carton volume: 13.25 FT<sup>3</sup> | 0.37 MT<sup>3</sup>

Does not stack.

|             | 1   | 2   | 3   | 4   | 5   | 6   | 7   | 8    | 9    | 10   | 11   | 12   |
|-------------|-----|-----|-----|-----|-----|-----|-----|------|------|------|------|------|
| <b>4078</b> | 746 | 778 | 805 | 836 | 887 | 934 | 981 | 1022 | 1073 | 1121 | 1186 | 1278 |

**OVERALL DIMENSIONS**

W D H

**SEAT DIMENSIONS**

W D H

**BACK DIMENSIONS**

W H

|    |     |       |      |      |     |       |      |      |
|----|-----|-------|------|------|-----|-------|------|------|
| IN | 22  | 22.25 | 33.5 | 19.5 | 19  | 18.75 | 19.5 | 15.5 |
| MM | 559 | 565   | 851  | 495  | 483 | 476   | 495  | 394  |

**RTA 00** 1 per carton

BEAM SEATING



models shown: 6500S3, 6500A9, 6507-T2, 6500A8, 6690 and 6691.





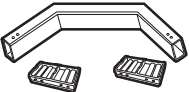
STANDARD FEATURES

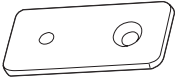
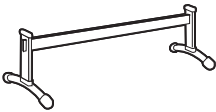

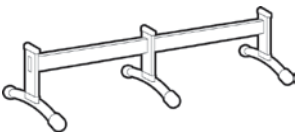

- Universal beam units and tables are shown here, along with beam seating upper components from several seating lines.
- The beam units are Black. The "T" shaped legs are available in Chrome only with Black anti-scuff tips and trim.
- Corner beam creates 90° turn in beam seating. Only table units can be attached.
- Beams are shipped fully assembled.
- Upper seating units include mounting brackets and all necessary hardware for attachment to beam.
- Upper seating units and/or tables can be placed in any order along the beam.
- Seat units - upholstery options: fabric, vinyl, leather. Vinyl and leather models may feature stitch detail across the seat and/or back cushions, if applicable.
- Sonic seating units are available in mesh back, Black only.
- Power monument has two AC outlets, dual 2.1 amp USB ports.







OPTIONAL FEATURES












- Vion seating units available in 10 mesh colors: Black (MS69), Stone (MS71), Blue (MS72), Rope (MS73), Natural (MS74), Aqua (MS75), Black Cherry (MS76), Dust (MS77), Ivory (MS78) and Paprika (MS79). Please specify. No upcharge.
- Beam seating table tops are available in Absolute Acajou (ACJ), Asian Night (ASN), Avant Cherry (AWC), Avant Honey (AWH), Blizzard (BZD), Clear Maple (CMB), Custom Grey (CGY), Dark Espresso (DES), Designer White (DWT), Fashionista (FAS), First Class (FCL), Noce Biondo (NBL), Noce Grigio (NGL), Noce Leggero (NEL), Noce Medio (NML), Sheer Beauty (SBY), Stonedust (SDT), Walnut Heights (WHE), White Chocolate (WHC) and Winter Cherry (WCR). Please specify. No upcharge.


















|                | Polypropylene Seat & Back Color               |               | Arm                              | Frame Finish |
|----------------|---|---------------|----------------------------------|--------------|
| <b>Duet</b>    | Buzz Blue (BZB)                               | Frost (FRO)   | shell color match                | Chrome (CHM) |
| <b>Popcorn</b> | Cactus (CCT)                                  | Ink (INK)     | uses universal arm (6500A8 only) |              |
| <b>Sonic</b>   | Carrot (CRO)                                  | Latte (LAB)   | Black only                       |              |
|                | Cloud (IVC)                                   | Night (BLK)   |                                  |              |
|                | Dijon (DJN)                                   | Sand (SND)    |                                  |              |
|                | Eggplant (EGP)                                | Scarlet (SAR) |                                  |              |
|                | Fog (FOG)                                     | Shadow (SHW)  |                                  |              |
| <b>Sidero</b>  | N/A   |               | Black only                       | Black (TBL)  |
| <b>Vion</b>    | Back frame: Black (BLK)<br>Fog (FOG) Add \$68 |               | Black only                       |              |







| DESCRIPTION   | FEATURES   | MODEL#        | STANDARD TEXTILE GRADES |     |                    |   |   |                 |   |   |                 |  |
|---|--|---------------|-------------------------|-----|--------------------|---|---|-----------------|---|---|-----------------|--|
|  <p><b>Add-on Beam - Two Seater</b><br/>COM: N/A<br/>Unit weight: 36 LB   16.4 KG<br/>Carton weight: 37 LB   16.78 KG<br/>Carton volume: 10.5 FT<sup>3</sup>   0.29 MT<sup>3</sup></p> | <p>Not freestanding.</p> <p>Includes hardware.</p> | <p>6500A2</p> | List price              |     |                    |   |   |                 |   |   |                 |  |
|   |  |               | 340                     |     | OVERALL DIMENSIONS |   |   | SEAT DIMENSIONS |   |   | BACK DIMENSIONS |  |
|   |  |               | W                       | D   | H                  | W | D | H               | W | H |                 |  |
|   |  |               |                         |     |                    |   |   |                 |   |   |                 |  |
|   |  |               | IN 47.5                 | 24  | 16                 | - | - | -               | - | - |                 |  |
|   |  |               | MM 1207                 | 610 | 406                | - | - | -               | - | - |                 |  |
|   |  |               | RTA 00                  |     | 1 per carton       |   |   |                 |   |   |                 |  |
|  <p><b>Add-on Beam - Three Seater</b><br/>COM: N/A<br/>Unit weight: 42 LB   19.1 KG<br/>Carton weight: 43 LB   19.5 KG<br/>Carton volume: 16 FT<sup>3</sup>   0.45 MT<sup>3</sup></p>  | <p>Not freestanding.</p> <p>Includes hardware.</p> | <p>6500A3</p> | List price              |     |                    |   |   |                 |   |   |                 |  |
|   |  |               | 443                     |     | OVERALL DIMENSIONS |   |   | SEAT DIMENSIONS |   |   | BACK DIMENSIONS |  |
|   |  |               | W                       | D   | H                  | W | D | H               | W | H |                 |  |
|   |  |               |                         |     |                    |   |   |                 |   |   |                 |  |
|   |  |               | IN 72                   | 24  | 16                 | - | - | -               | - | - |                 |  |
|   |  |               | MM 1829                 | 610 | 406                | - | - | -               | - | - |                 |  |
|   |  |               | RTA 00                  |     | 1 per carton       |   |   |                 |   |   |                 |  |
|  <p><b>Four Place Add-on Beam</b><br/>COM: N/A<br/>Unit weight: 57 LB   25.9 KG<br/>Carton weight: 58 LB   26.31 KG<br/>Carton volume: 21.75 FT<sup>3</sup>   0.61 MT<sup>3</sup></p>  | <p>Not freestanding.</p> <p>Includes hardware.</p> | <p>6500A4</p> | List price              |     |                    |   |   |                 |   |   |                 |  |
|   |  |               | 700                     |     | OVERALL DIMENSIONS |   |   | SEAT DIMENSIONS |   |   | BACK DIMENSIONS |  |
|   |  |               | W                       | D   | H                  | W | D | H               | W | H |                 |  |
|   |  |               |                         |     |                    |   |   |                 |   |   |                 |  |
|   |  |               | IN 98                   | 24  | 16                 | - | - | -               | - | - |                 |  |
|   |  |               | MM 2489                 | 610 | 406                | - | - | -               | - | - |                 |  |
|   |  |               | RTA 00                  |     | 1 per carton       |   |   |                 |   |   |                 |  |
|  <p><b>Universal Aluminum Arm</b><br/>COM: N/A<br/>Unit weight: 3 LB   1.4 KG<br/>Carton weight: 3.5 LB   1.59 KG<br/>Carton volume: 0.5 FT<sup>3</sup>   0.01 MT<sup>3</sup></p>    | <p>Includes hardware.</p>                          | <p>6500A8</p> | List price              |     |                    |   |   |                 |   |   |                 |  |
|   |  |               | 107                     |     | OVERALL DIMENSIONS |   |   | SEAT DIMENSIONS |   |   | BACK DIMENSIONS |  |
|   |  |               | W                       | D   | H                  | W | D | H               | W | H |                 |  |
|   |  |               |                         |     |                    |   |   |                 |   |   |                 |  |
|   |  |               | IN 2.5                  | 10  | 14                 | - | - | -               | - | - |                 |  |
|   |  |               | MM 64                   | 254 | 356                | - | - | -               | - | - |                 |  |
|   |  |               | RTA 00                  |     | 1 per carton       |   |   |                 |   |   |                 |  |
|  <p><b>90° Corner Connector Beam</b><br/>COM: N/A<br/>Unit weight: 8 LB   3.6 KG<br/>Carton weight: 9 LB   4.08 KG<br/>Carton volume: 0.07 FT<sup>3</sup>   0.002 MT<sup>3</sup></p> | <p>Not freestanding.</p> <p>Includes hardware.</p> | <p>6500A9</p> | List price              |     |                    |   |   |                 |   |   |                 |  |
|   |  |               | 211                     |     | OVERALL DIMENSIONS |   |   | SEAT DIMENSIONS |   |   | BACK DIMENSIONS |  |
|   |  |               | W                       | D   | H                  | W | D | H               | W | H |                 |  |
|   |  |               |                         |     |                    |   |   |                 |   |   |                 |  |
|   |  |               | IN 1.75                 | 24  | 3.25               | - | - | -               | - | - |                 |  |
|   |  |               | MM 44                   | 610 | 83                 | - | - | -               | - | - |                 |  |
|   |  |               | RTA 2                   |     | 1 per carton       |   |   |                 |   |   |                 |  |

| DESCRIPTION   | FEATURES                                 | MODEL# | STANDARD TEXTILE GRADES |         |   |                 |   |   |                 |   |
|---|--|--------|-------------------------|---------|---|-----------------|---|---|-----------------|---|
|  <p><b>Bolt Down Kit for Beam Set</b><br/>COM: N/A<br/>Unit weight: 0.32 LB   0.1 KG<br/>Carton weight: 1.3 LB   0.59 KG<br/>Carton volume: 0.01 FT³   N/A MT³</p> | Set of 4 brackets.                       | 6500BD | List price              |         |   |                 |   |   |                 |   |
|   |  |        | 175                     |         |   |                 |   |   |                 |   |
|   |  |        | OVERALL DIMENSIONS      |         |   | SEAT DIMENSIONS |   |   | BACK DIMENSIONS |   |
|   |  |        | W                       | D       | H | W               | D | H | W               | H |
| IN 1.75   | 4  | 0.12   | -                       | -       | - | -               | - |   |                 |   |
| MM 44   | 102                                      | 3      | -                       | -       | - | -               | - |   |                 |   |
|   |  | RTA 00 |                         | courier |   | 1 per carton    |   |   |                 |   |
|  <p><b>Beam - Two Seater</b><br/>COM: N/A<br/>Unit weight: 36 LB   16.4 KG<br/>Carton weight: 37 LB   16.78 KG<br/>Carton volume: 11 FT³   0.31 MT³</p>            |  | 6500S2 | List price              |         |   |                 |   |   |                 |   |
|   |  |        | 553                     |         |   |                 |   |   |                 |   |
|   |  |        | OVERALL DIMENSIONS      |         |   | SEAT DIMENSIONS |   |   | BACK DIMENSIONS |   |
|   |  |        | W                       | D       | H | W               | D | H | W               | H |
| IN 49.5   | 24                                       | 16     | -                       | -       | - | -               | - |   |                 |   |
| MM 1257   | 610                                      | 406    | -                       | -       | - | -               | - |   |                 |   |
|   |  | RTA 00 |                         |         |   | 1 per carton    |   |   |                 |   |
|  <p><b>Beam - Three Seater</b><br/>COM: N/A<br/>Unit weight: 42 LB   19.1 KG<br/>Carton weight: 43 LB   19.5 KG<br/>Carton volume: 16 FT³   0.45 MT³</p>           |  | 6500S3 | List price              |         |   |                 |   |   |                 |   |
|   |  |        | 656                     |         |   |                 |   |   |                 |   |
|   |  |        | OVERALL DIMENSIONS      |         |   | SEAT DIMENSIONS |   |   | BACK DIMENSIONS |   |
|   |  |        | W                       | D       | H | W               | D | H | W               | H |
| IN 74   | 24                                       | 16     | -                       | -       | - | -               | - |   |                 |   |
| MM 1880   | 610                                      | 406    | -                       | -       | - | -               | - |   |                 |   |
|   |  | RTA 00 |                         |         |   | 1 per carton    |   |   |                 |   |
|  <p><b>Beam - Four Seater</b><br/>COM: N/A<br/>Unit weight: 57 LB   25.9 KG<br/>Carton weight: 58 LB   26.31 KG<br/>Carton volume: 22 FT³   0.62 MT³</p>         |  | 6500S4 | List price              |         |   |                 |   |   |                 |   |
|   |  |        | 912                     |         |   |                 |   |   |                 |   |
|   |  |        | OVERALL DIMENSIONS      |         |   | SEAT DIMENSIONS |   |   | BACK DIMENSIONS |   |
|   |  |        | W                       | D       | H | W               | D | H | W               | H |
| IN 100  | 24                                       | 16     | -                       | -       | - | -               | - |   |                 |   |
| MM 2540   | 610                                      | 406    | -                       | -       | - | -               | - |   |                 |   |
|   |  | RTA 00 |                         |         |   | 1 per carton    |   |   |                 |   |
|  <p><b>Table End - Top</b><br/>COM: N/A<br/>Unit weight: 7 LB   3.2 KG<br/>Carton weight: 8 LB   3.63 KG<br/>Carton volume: 0.6 FT³   0.01 MT³</p>               | Includes hardware.<br><br>Use with beam. | 6507   | List price              |         |   |                 |   |   |                 |   |
|   |  |        | 228                     |         |   |                 |   |   |                 |   |
|   |  |        | OVERALL DIMENSIONS      |         |   | SEAT DIMENSIONS |   |   | BACK DIMENSIONS |   |
|   |  |        | W                       | D       | H | W               | D | H | W               | H |
| IN 17.75  | 17.75                                    | 1      | -                       | -       | - | -               | - |   |                 |   |
| MM 451  | 451                                      | 25     | -                       | -       | - | -               | - |   |                 |   |
|   |  | RTA 00 |                         | courier |   | 1 per carton    |   |   |                 |   |









| DESCRIPTION   | FEATURES   | MODEL#                       | STANDARD TEXTILE GRADES   |   |              |                        |          |          |                        |          |  |  |
|---|--|------------------------------|---------------------------|---|--------------|------------------------|----------|----------|------------------------|----------|--|--|
|  <p><b>Square Corner Table - Top</b><br/>COM: N/A<br/>Unit weight: 14 LB   6.4 KG<br/>Carton weight: 20 LB   9.07 KG<br/>Carton volume: 1.9 FT<sup>3</sup>   0.05 MT<sup>3</sup></p>             | <p>Includes hardware.</p> <p>Use with beam.</p>          | <p><b>6507-T1</b>    270</p> | List price                |   |              |                        |          |          |                        |          |  |  |
|   |  |                              | <b>OVERALL DIMENSIONS</b> |   |              | <b>SEAT DIMENSIONS</b> |          |          | <b>BACK DIMENSIONS</b> |          |  |  |
|   |  |                              | <b>W</b>                  | <b>D</b>  | <b>H</b>     | <b>W</b>               | <b>D</b> | <b>H</b> | <b>W</b>               | <b>H</b> |  |  |
|   |  |                              | IN 21                     | 21  | 1            | -                      | -        | -        | -                      | -        |  |  |
| MM 533  | 533  | 25                           | -                         | -   | -            | -                      | -        |          |                        |          |  |  |
|   |  |                              | <b>RTA 2</b>              | 1 per carton  |              |                        |          |          |                        |          |  |  |
|  <p><b>Radiused Corner Table - Top</b><br/>COM: N/A<br/>Unit weight: 14 LB   6.4 KG<br/>Carton weight: 20 LB   9.07 KG<br/>Carton volume: 1.9 FT<sup>3</sup>   0.05 MT<sup>3</sup></p>           | <p>Includes hardware.</p> <p>Use with beam.</p>          | <p><b>6507-T2</b>    297</p> | List price                |   |              |                        |          |          |                        |          |  |  |
|   |  |                              | <b>OVERALL DIMENSIONS</b> |   |              | <b>SEAT DIMENSIONS</b> |          |          | <b>BACK DIMENSIONS</b> |          |  |  |
|   |  |                              | <b>W</b>                  | <b>D</b>  | <b>H</b>     | <b>W</b>               | <b>D</b> | <b>H</b> | <b>W</b>               | <b>H</b> |  |  |
|   |  |                              | IN 21                     | 21  | 1            | -                      | -        | -        | -                      | -        |  |  |
| MM 533  | 533  | 25                           | -                         | -   | -            | -                      | -        |          |                        |          |  |  |
|   |  |                              | <b>RTA 2</b>              | 1 per carton  |              |                        |          |          |                        |          |  |  |
|  <p><b>Coffee Table</b><br/>COM: N/A<br/>Unit weight: 52 LB   23.6 KG<br/>Carton weight: 62 LB   28.12 KG<br/>Carton volume: 12.25 FT<sup>3</sup>   0.34 MT<sup>3</sup></p>                      |  | <p><b>6507-CT</b>    680</p> | List price                |   |              |                        |          |          |                        |          |  |  |
|   |  |                              | <b>OVERALL DIMENSIONS</b> |   |              | <b>SEAT DIMENSIONS</b> |          |          | <b>BACK DIMENSIONS</b> |          |  |  |
|   |  |                              | <b>W</b>                  | <b>D</b>  | <b>H</b>     | <b>W</b>               | <b>D</b> | <b>H</b> | <b>W</b>               | <b>H</b> |  |  |
|   |  |                              | IN 24                     | 42  | 17.5         | -                      | -        | -        | -                      | -        |  |  |
| MM 610  | 1067   | 445                          | -                         | -   | -            | -                      | -        |          |                        |          |  |  |
|   |  |                              | <b>RTA 00</b>             | 1 per carton  |              |                        |          |          |                        |          |  |  |
|  <p><b>Power Monument</b><br/>COM: N/A<br/>Unit weight: 3.2 LB   1.45 KG<br/>Carton weight: 3.2 LB   1.45 KG<br/>Carton volume: 0.5 FT<sup>3</sup>   0.01 MT<sup>3</sup></p>                   | <p>Undermount, 10' cord.</p> <p>Black only.</p>          | <p><b>6591B</b>    502</p>   | List price                |   |              |                        |          |          |                        |          |  |  |
|   |  |                              | <b>OVERALL DIMENSIONS</b> |   |              | <b>SEAT DIMENSIONS</b> |          |          | <b>BACK DIMENSIONS</b> |          |  |  |
|   |  |                              | <b>W</b>                  | <b>D</b>  | <b>H</b>     | <b>W</b>               | <b>D</b> | <b>H</b> | <b>W</b>               | <b>H</b> |  |  |
|   |  |                              | IN 5.5                    | 2.8   | 1.8          | -                      | -        | -        | -                      | -        |  |  |
| MM 140  | 71   | 46                           | -                         | -   | -            | -                      | -        |          |                        |          |  |  |
|   |  |                              | <b>RTA 1</b>              | 1 per carton  |              |                        |          |          |                        |          |  |  |
|  <p><b>Armless Seat Unit - Vion</b><br/>COM: 1 YD   0.91 M<br/>Unit weight: 20 LB   9.1 KG<br/>Carton weight: 26 LB   11.79 KG<br/>Carton volume: 7.25 FT<sup>3</sup>   0.2 MT<sup>3</sup></p> | <p>Upholstered seat/mesh back.</p> <p>Use with beam.</p> | <p><b>6340</b></p>           | List price                |   |              |                        |          |          |                        |          |  |  |
|   |  |                              | <b>OVERALL DIMENSIONS</b> |   |              | <b>SEAT DIMENSIONS</b> |          |          | <b>BACK DIMENSIONS</b> |          |  |  |
|   |  |                              | <b>W</b>                  | <b>D</b>  | <b>H</b>     | <b>W</b>               | <b>D</b> | <b>H</b> | <b>W</b>               | <b>H</b> |  |  |
|   |  |                              | IN 21                     | 23.5  | 20.5         | 17.5                   | 18       | -        | 19                     | 17       |  |  |
| MM 533  | 597  | 521                          | 445                       | 457   | -            | 483                    | 432      |          |                        |          |  |  |
|   |  |                              | <b>RTA 00</b>             |  | 1 per carton |                        |          |          |                        |          |  |  |

| DESCRIPTION  | FEATURES  | MODEL#                                 | STANDARD TEXTILE GRADES   |   |   |                        |   |   |                        |           |      |      |      |      |
|--|---|--|---------------------------|---|---|------------------------|---|---|------------------------|-----------|------|------|------|------|
|  |   |  | 1                         | 2   | 3   | 4                      | 5   | 6   | 7                      | 8         | 9    | 10   | 11   | 12   |
|  <p><b>Armless Seat Unit - Vion</b><br/>COM: 1 YD   0.91 M<br/>Unit weight: 20 LB   9.1 KG<br/>Carton weight: 26 LB   11.79 KG<br/>Carton volume: 7.25 FT³   0.2 MT³</p>      | <p>Upholstered seat &amp; back.</p> <p>Use with beam.</p> | <p><b>6341</b></p>                     | 655                       | 687   | 714   | 745                    | 796   | 843   | 890                    | 931       | 982  | 1030 | 1095 | 1187 |
|  |   |  | <b>OVERALL DIMENSIONS</b> |   |   | <b>SEAT DIMENSIONS</b> |   |   | <b>BACK DIMENSIONS</b> |           |      |      |      |      |
|  |   |  | <b>W</b>                  | <b>D</b>  | <b>H</b>  | <b>W</b>               | <b>D</b>  | <b>H</b>  | <b>W</b>               | <b>H</b>  |      |      |      |      |
|  |   |  | IN 21<br>MM 533           | 23.5<br>597   | 20.5<br>521   | 17.5<br>445            | 18<br>457   | -<br>-  | 19<br>483              | 17<br>432 |      |      |      |      |
|  |   |  | <b>RTA 00</b>             |    | 1 per carton  |                        |   |   |                        |           |      |      |      |      |
|  <p><b>Seat Unit w/Arms - Vion</b><br/>COM: 1 YD   0.91 M<br/>Unit weight: 21 LB   9.5 KG<br/>Carton weight: 26 LB   11.79 KG<br/>Carton volume: 9.75 FT³   0.27 MT³</p>      | <p>Upholstered seat/mesh back.</p> <p>Use with beam.</p>  | <p><b>6342</b></p>                     | 699                       | 731   | 758   | 789                    | 840   | 887   | 934                    | 975       | 1026 | 1074 | 1139 | 1231 |
|  |   |  | <b>OVERALL DIMENSIONS</b> |   |   | <b>SEAT DIMENSIONS</b> |   |   | <b>BACK DIMENSIONS</b> |           |      |      |      |      |
|  |   |  | <b>W</b>                  | <b>D</b>  | <b>H</b>  | <b>W</b>               | <b>D</b>  | <b>H</b>  | <b>W</b>               | <b>H</b>  |      |      |      |      |
|  |   |  | IN 25.5<br>MM 648         | 23.5<br>597   | 20.5<br>521   | 17.5<br>445            | 18<br>457   | -<br>-  | 19<br>483              | 17<br>432 |      |      |      |      |
|  |   |  | <b>RTA 00</b>             |    | 1 per carton  |                        |   |   |                        |           |      |      |      |      |
|  <p><b>Seat Unit w/Arms - Vion</b><br/>COM: 1 YD   0.91 M<br/>Unit weight: 22 LB   10 KG<br/>Carton weight: 27 LB   12.25 KG<br/>Carton volume: 9.75 FT³   0.27 MT³</p>       | <p>Upholstered seat &amp; back.</p> <p>Use with beam.</p> | <p><b>6343</b></p>                     | 699                       | 731   | 758   | 789                    | 840   | 887   | 934                    | 975       | 1026 | 1074 | 1139 | 1231 |
|  |   |  | <b>OVERALL DIMENSIONS</b> |   |   | <b>SEAT DIMENSIONS</b> |   |   | <b>BACK DIMENSIONS</b> |           |      |      |      |      |
|  |   |  | <b>W</b>                  | <b>D</b>  | <b>H</b>  | <b>W</b>               | <b>D</b>  | <b>H</b>  | <b>W</b>               | <b>H</b>  |      |      |      |      |
|  |   |  | IN 25.5<br>MM 648         | 23.5<br>597   | 20.5<br>521   | 17.5<br>445            | 18<br>457   | -<br>-  | 19<br>483              | 17<br>432 |      |      |      |      |
|  |   |  | <b>RTA 00</b>             |  | 1 per carton  |                        |   |   |                        |           |      |      |      |      |
|  <p><b>Armless Seat Unit - Sonic</b><br/>COM: N/A<br/>Unit weight: 10 LB   4.5 KG<br/>Carton weight: 12 LB   5.44 KG<br/>Carton volume: 6.5 FT³   0.18 MT³</p>              | <p>Polypropylene seat.</p> <p>Use with beam.</p>          | <p><b>6501</b></p>                     | List price                |   |   |                        |   |   |                        |           |      |      |      |      |
|  |   |  | 312                       |   |   |                        |   |   |                        |           |      |      |      |      |
|  |   |  | <b>6501MB</b>             |   |   |                        |   |   |                        |           |      |      |      |      |
|  |   |  | Mesh back                 |   |   |                        |   |   |                        |           |      |      |      |      |
|  <p><b>6501MB</b> (Black mesh back)</p>   |   | <p><b>6501MB</b> (Black mesh back)</p> | <b>OVERALL DIMENSIONS</b> |   |   | <b>SEAT DIMENSIONS</b> |   |   | <b>BACK DIMENSIONS</b> |           |      |      |      |      |
|  |   |  | <b>W</b>                  | <b>D</b>  | <b>H</b>  | <b>W</b>               | <b>D</b>  | <b>H</b>  | <b>W</b>               | <b>H</b>  |      |      |      |      |
|  |   |  | IN 20<br>MM 508           | 21.5<br>546   | 17<br>432   | 17<br>432              | 16<br>406   | -<br>-  | 17<br>432              | 15<br>381 |      |      |      |      |
|  |   |  |                           |   |   | <b>RTA 00</b>          |  | 2 per carton (pricing and specifications are for one seat unit) |                        |           |      |      |      |      |
|  <p><b>Armless Seat Unit - Sonic</b><br/>COM: 0.75 YD   0.69 M<br/>Unit weight: 10 LB   4.5 KG<br/>Carton weight: 12 LB   5.44 KG<br/>Carton volume: 6.5 FT³   0.18 MT³</p> | <p>Upholstered seat.</p> <p>Use with beam.</p>            | <p><b>6502</b></p>                     | 353                       | 377   | 397   | 421                    | 459   | 494   | 529                    | 560       | 598  | 634  | 683  | 752  |
|  |   |  | <b>OVERALL DIMENSIONS</b> |   |   | <b>SEAT DIMENSIONS</b> |   |   | <b>BACK DIMENSIONS</b> |           |      |      |      |      |
|  |   |  | <b>W</b>                  | <b>D</b>  | <b>H</b>  | <b>W</b>               | <b>D</b>  | <b>H</b>  | <b>W</b>               | <b>H</b>  |      |      |      |      |
|  |   |  | IN 20<br>MM 508           | 22<br>559   | 17<br>432   | 17<br>432              | 16<br>406   | -<br>-  | 17<br>432              | 15<br>381 |      |      |      |      |
|  |   |  | <b>RTA 00</b>             |  | 2 per carton (pricing and specifications are for one seat unit) |                        |   |   |                        |           |      |      |      |      |

| DESCRIPTION   | FEATURES   | MODEL#                     | STANDARD TEXTILE GRADES   |   |   |                 |      |     |                 |     |     |     |     |     |  |  |  |
|---|--|----------------------------|---|---|---|-----------------|------|-----|-----------------|-----|-----|-----|-----|-----|--|--|--|
|   |  |                            | 1   | 2   | 3   | 4               | 5    | 6   | 7               | 8   | 9   | 10  | 11  | 12  |  |  |  |
|  <p><b>Armless Seat Unit - Sonic</b><br/>                     COM: 0.75 YD   0.69 M<br/>                     Unit weight: 11 LB   5 KG<br/>                     Carton weight: 13 LB   5.9 KG<br/>                     Carton volume: 6.5 FT<sup>3</sup>   0.18 MT<sup>3</sup></p> | Upholstered seat & back.<br><br>Use with beam.   | <b>6503</b>                | 389   | 413   | 433   | 457             | 495  | 530 | 565             | 596 | 634 | 670 | 719 | 788 |  |  |  |
|   |  |                            | OVERALL DIMENSIONS  |   |   | SEAT DIMENSIONS |      |     | BACK DIMENSIONS |     |     |     |     |     |  |  |  |
|   |  |                            | W   | D   | H   | W               | D    | H   | W               | H   |     |     |     |     |  |  |  |
|   |  |                            | IN 20   | 22  | 17  | 17              | 15.5 | -   | 17              | 15  |     |     |     |     |  |  |  |
| MM 508  | 559  | 432                        | 432   | 394   | -   | 432             | 381  |     |                 |     |     |     |     |     |  |  |  |
|   |  |                            |    |    | 2 per carton (pricing and specifications are for one seat unit) |                 |      |     |                 |     |     |     |     |     |  |  |  |
| List price  |  |                            |   |   |   |                 |      |     |                 |     |     |     |     |     |  |  |  |
|   |  | <b>6504</b>                | 366   |   |   |                 |      |     |                 |     |     |     |     |     |  |  |  |
|  <p><b>6504</b></p>  |  <p><b>6504MB</b> (Black mesh back)</p> | <b>6504MB</b><br>Mesh back | 421   |   |   |                 |      |     |                 |     |     |     |     |     |  |  |  |
|   |  |                            | OVERALL DIMENSIONS  |   |   | SEAT DIMENSIONS |      |     | BACK DIMENSIONS |     |     |     |     |     |  |  |  |
|   |  |                            | W   | D   | H   | W               | D    | H   | W               | H   |     |     |     |     |  |  |  |
|   |  |                            | IN 23   | 21.5  | 17  | 17              | 16   | -   | 17              | 15  |     |     |     |     |  |  |  |
| MM 584  | 546  | 432                        | 432   | 406   | -   | 432             | 381  |     |                 |     |     |     |     |     |  |  |  |
|   |  |                            |    |    | 2 per carton (pricing and specifications are for one seat unit) |                 |      |     |                 |     |     |     |     |     |  |  |  |
| List price  |  |                            |   |   |   |                 |      |     |                 |     |     |     |     |     |  |  |  |
|   |  | <b>6505</b>                | 410   |   |   |                 |      |     |                 |     |     |     |     |     |  |  |  |
|  <p><b>6505</b></p>  |  <p><b>6505MB</b> (Black mesh back)</p> | <b>6505MB</b><br>Mesh back | 421   |   |   |                 |      |     |                 |     |     |     |     |     |  |  |  |
|   |  |                            | OVERALL DIMENSIONS  |   |   | SEAT DIMENSIONS |      |     | BACK DIMENSIONS |     |     |     |     |     |  |  |  |
|   |  |                            | W   | D   | H   | W               | D    | H   | W               | H   |     |     |     |     |  |  |  |
|   |  |                            | IN 23   | 22  | 17  | 17              | 16   | -   | 17              | 15  |     |     |     |     |  |  |  |
| MM 584  | 559  | 432                        | 432   | 406   | -   | 432             | 381  |     |                 |     |     |     |     |     |  |  |  |
|   |  |                            |  |  | 2 per carton (pricing and specifications are for one seat unit) |                 |      |     |                 |     |     |     |     |     |  |  |  |
| List price  |  |                            |   |   |   |                 |      |     |                 |     |     |     |     |     |  |  |  |
|   |  | <b>6506</b>                | 444   |   |   |                 |      |     |                 |     |     |     |     |     |  |  |  |
|    |  | <b>6506</b>                | 468   | 488   | 512   | 550             | 585  | 620 | 651             | 689 | 725 | 774 | 843 |     |  |  |  |
|   |  |                            | OVERALL DIMENSIONS  |   |   | SEAT DIMENSIONS |      |     | BACK DIMENSIONS |     |     |     |     |     |  |  |  |
|   |  |                            | W   | D   | H   | W               | D    | H   | W               | H   |     |     |     |     |  |  |  |
|   |  |                            | IN 23   | 22  | 17  | 17              | 15.5 | -   | 17              | 15  |     |     |     |     |  |  |  |
| MM 584  | 559  | 432                        | 432   | 394   | -   | 432             | 381  |     |                 |     |     |     |     |     |  |  |  |
|   |  |                            |  |  | 2 per carton (pricing and specifications are for one seat unit) |                 |      |     |                 |     |     |     |     |     |  |  |  |
| List price  |  |                            |   |   |   |                 |      |     |                 |     |     |     |     |     |  |  |  |
|   |  | <b>6690</b>                | 407   |   |   |                 |      |     |                 |     |     |     |     |     |  |  |  |
|    |  | <b>6690</b>                | 407   |   |   |                 |      |     |                 |     |     |     |     |     |  |  |  |
|   |  |                            | OVERALL DIMENSIONS  |   |   | SEAT DIMENSIONS |      |     | BACK DIMENSIONS |     |     |     |     |     |  |  |  |
|   |  |                            | W   | D   | H   | W               | D    | H   | W               | H   |     |     |     |     |  |  |  |
|   |  |                            | IN 25.5   | 21  | 18  | 18              | 17.5 | -   | 18              | 16  |     |     |     |     |  |  |  |
| MM 648  | 533  | 457                        | 457   | 445   | -   | 457             | 406  |     |                 |     |     |     |     |     |  |  |  |
|   |  |                            |  |  | 2 per carton (pricing and specifications are for one seat unit) |                 |      |     |                 |     |     |     |     |     |  |  |  |

| DESCRIPTION   | FEATURES  | MODEL#  | STANDARD TEXTILE GRADES   |   |                        |     |      |                        |   |   |   |    |    |    |
|---|---|---|---|---|------------------------|-----|------|------------------------|---|---|---|----|----|----|
|  <p><b>Armless Seat Unit - Duet</b><br/>COM: N/A<br/>Unit weight: 16 LB   7.3 KG<br/>Carton weight: 18 LB   8.16 KG<br/>Carton volume: 6.5 FT<sup>3</sup>   0.18 MT<sup>3</sup></p>                | <p>Polypropylene seat &amp; back.</p> <p>Use with beam.</p>       | 6691  | List price  |   |                        |     |      |                        |   |   |   |    |    |    |
|   |   | 338   |   |   |                        |     |      |                        |   |   |   |    |    |    |
|   |   | <b>OVERALL DIMENSIONS</b>                       |   |   | <b>SEAT DIMENSIONS</b> |     |      | <b>BACK DIMENSIONS</b> |   |   |   |    |    |    |
|   |   | W   | D   | H   | W                      | D   | H    | W                      | H |   |   |    |    |    |
| IN 18   | 21  | 18  | 18  | 17.5  | -                      | 18  | 16   |                        |   |   |   |    |    |    |
| MM 457  | 533   | 457   | 457   | 445   | -                      | 457 | 406  |                        |   |   |   |    |    |    |
|   |   | <b>RTA 00</b>                                   |    | 2 per carton (pricing and specifications are for one seat unit) |                        |     |      |                        |   |   |   |    |    |    |
|  <p><b>Seat Unit w/Arms - Duet</b><br/>COM: 0.75 YD   0.69 M<br/>Unit weight: 17 LB   7.7 KG<br/>Carton weight: 19 LB   8.62 KG<br/>Carton volume: 9.75 FT<sup>3</sup>   0.27 MT<sup>3</sup></p>   | <p>Upholstered seat/polypropylene back.</p> <p>Use with beam.</p> | 6692  | 1   | 2   | 3                      | 4   | 5    | 6                      | 7 | 8 | 9 | 10 | 11 | 12 |
|   |   | 499 523 543 567 605 640 675 706 744 780 829 898 |   |   |                        |     |      |                        |   |   |   |    |    |    |
|   |   | <b>OVERALL DIMENSIONS</b>                       |   |   | <b>SEAT DIMENSIONS</b> |     |      | <b>BACK DIMENSIONS</b> |   |   |   |    |    |    |
|   |   | W   | D   | H   | W                      | D   | H    | W                      | H |   |   |    |    |    |
| IN 25.5   | 21  | 18  | 18  | 17.5  | -                      | 18  | 15.5 |                        |   |   |   |    |    |    |
| MM 648  | 533   | 457   | 457   | 445   | -                      | 457 | 394  |                        |   |   |   |    |    |    |
|   |   | <b>RTA 00</b>                                   |    | 2 per carton (pricing and specifications are for one seat unit) |                        |     |      |                        |   |   |   |    |    |    |
|  <p><b>Armless Seat Unit - Duet</b><br/>COM: 0.75 YD   0.69 M<br/>Unit weight: 17 LB   7.7 KG<br/>Carton weight: 19 LB   8.62 KG<br/>Carton volume: 6.5 FT<sup>3</sup>   0.18 MT<sup>3</sup></p>   | <p>Upholstered seat/polypropylene back.</p> <p>Use with beam.</p> | 6693  | 1   | 2   | 3                      | 4   | 5    | 6                      | 7 | 8 | 9 | 10 | 11 | 12 |
|   |   | 432 456 476 500 538 573 608 639 677 713 762 831 |   |   |                        |     |      |                        |   |   |   |    |    |    |
|   |   | <b>OVERALL DIMENSIONS</b>                       |   |   | <b>SEAT DIMENSIONS</b> |     |      | <b>BACK DIMENSIONS</b> |   |   |   |    |    |    |
|   |   | W   | D   | H   | W                      | D   | H    | W                      | H |   |   |    |    |    |
| IN 18   | 21  | 18  | 18  | 17.5  | -                      | 18  | 15.5 |                        |   |   |   |    |    |    |
| MM 457  | 533   | 457   | 457   | 445   | -                      | 457 | 394  |                        |   |   |   |    |    |    |
|   |   | <b>RTA 00</b>                                   |  | 2 per carton (pricing and specifications are for one seat unit) |                        |     |      |                        |   |   |   |    |    |    |
|  <p><b>Seat Unit w/Arms - Duet</b><br/>COM: 0.75 YD   0.69 M<br/>Unit weight: 18 LB   8.2 KG<br/>Carton weight: 20 LB   9.07 KG<br/>Carton volume: 9.75 FT<sup>3</sup>   0.27 MT<sup>3</sup></p> | <p>Upholstered seat &amp; back.</p> <p>Use with beam.</p>         | 6697  | 1   | 2   | 3                      | 4   | 5    | 6                      | 7 | 8 | 9 | 10 | 11 | 12 |
|   |   | 550 574 594 618 656 691 726 757 795 831 880 949 |   |   |                        |     |      |                        |   |   |   |    |    |    |
|   |   | <b>OVERALL DIMENSIONS</b>                       |   |   | <b>SEAT DIMENSIONS</b> |     |      | <b>BACK DIMENSIONS</b> |   |   |   |    |    |    |
|   |   | W   | D   | H   | W                      | D   | H    | W                      | H |   |   |    |    |    |
| IN 25.5   | 21  | 18  | 18  | 17  | -                      | 18  | 15.5 |                        |   |   |   |    |    |    |
| MM 648  | 533   | 457   | 457   | 432   | -                      | 457 | 394  |                        |   |   |   |    |    |    |
|   |   | <b>RTA 00</b>                                   |  | 2 per carton (pricing and specifications are for one seat unit) |                        |     |      |                        |   |   |   |    |    |    |
|  <p><b>Armless Seat Unit - Duet</b><br/>COM: 0.75 YD   0.69 M<br/>Unit weight: 17 LB   7.7 KG<br/>Carton weight: 19 LB   8.62 KG<br/>Carton volume: 6.5 FT<sup>3</sup>   0.18 MT<sup>3</sup></p> | <p>Upholstered seat &amp; back.</p> <p>Use with beam.</p>         | 6698  | 1   | 2   | 3                      | 4   | 5    | 6                      | 7 | 8 | 9 | 10 | 11 | 12 |
|   |   | 482 506 526 550 588 623 658 689 727 763 812 881 |   |   |                        |     |      |                        |   |   |   |    |    |    |
|   |   | <b>OVERALL DIMENSIONS</b>                       |   |   | <b>SEAT DIMENSIONS</b> |     |      | <b>BACK DIMENSIONS</b> |   |   |   |    |    |    |
|   |   | W   | D   | H   | W                      | D   | H    | W                      | H |   |   |    |    |    |
| IN 18   | 21  | 18  | 18  | 17  | -                      | 18  | 15.5 |                        |   |   |   |    |    |    |
| MM 457  | 533   | 457   | 457   | 432   | -                      | 457 | 394  |                        |   |   |   |    |    |    |
|   |   | <b>RTA 00</b>                                   |  | 2 per carton (pricing and specifications are for one seat unit) |                        |     |      |                        |   |   |   |    |    |    |



| DESCRIPTION  | FEATURES  | MODEL#             | STANDARD TEXTILE GRADES |             |           |                                  |           |        |                               |             |     |                               |      |      |
|--|---|--------------------|-------------------------|-------------|-----------|----------------------------------|-----------|--------|-------------------------------|-------------|-----|-------------------------------|------|------|
|  <p><b>Armless Seat Unit - Popcorn</b><br/>COM: N/A<br/>Unit weight: 17 LB   7.7 KG<br/>Carton weight: 19 LB   8.62 KG<br/>Carton volume: 6.5 FT<sup>3</sup>   0.18 MT<sup>3</sup></p>                | <p>Polypropylene seat &amp; back.</p> <p>Use with beam.</p>       | <p><b>6717</b></p> | List price              |             |           |                                  |           |        |                               |             |     |                               |      |      |
|  |   |                    | <p>307</p>              |             |           | <p><b>OVERALL DIMENSIONS</b></p> |           |        | <p><b>SEAT DIMENSIONS</b></p> |             |     | <p><b>BACK DIMENSIONS</b></p> |      |      |
|  |   |                    | W                       | D           | H         | W                                | D         | H      | W                             | H           |     |                               |      |      |
|  |   |                    | IN 20<br>MM 508         | 21<br>533   | 18<br>457 | 18<br>457                        | 18<br>457 | -<br>- | 19.5<br>495                   | 16<br>406   |     |                               |      |      |
| <p><b>RTA 00</b>  2 per carton (pricing and specifications are for one seat unit)</p>   |   |                    |                         |             |           |                                  |           |        |                               |             |     |                               |      |      |
|  |   |                    | 1                       | 2           | 3         | 4                                | 5         | 6      | 7                             | 8           | 9   | 10                            | 11   | 12   |
| <p><b>6719</b></p>   |   |                    | 395                     | 419         | 439       | 463                              | 501       | 536    | 571                           | 602         | 640 | 676                           | 725  | 794  |
|  <p><b>Armless Seat Unit - Popcorn</b><br/>COM: 0.75 YD   0.69 M<br/>Unit weight: 18 LB   8.2 KG<br/>Carton weight: 20 LB   9.07 KG<br/>Carton volume: 6.5 FT<sup>3</sup>   0.18 MT<sup>3</sup></p>   | <p>Upholstered seat/polypropylene back.</p> <p>Use with beam.</p> | <p><b>6719</b></p> | List price              |             |           |                                  |           |        |                               |             |     |                               |      |      |
|  |   |                    | <p>307</p>              |             |           | <p><b>OVERALL DIMENSIONS</b></p> |           |        | <p><b>SEAT DIMENSIONS</b></p> |             |     | <p><b>BACK DIMENSIONS</b></p> |      |      |
|  |   |                    | W                       | D           | H         | W                                | D         | H      | W                             | H           |     |                               |      |      |
|  |   |                    | IN 20<br>MM 508         | 21<br>533   | 18<br>457 | 18<br>457                        | 18<br>457 | -<br>- | 19.5<br>495                   | 16<br>406   |     |                               |      |      |
| <p><b>RTA 00</b>  2 per carton (pricing and specifications are for one seat unit)</p>   |   |                    |                         |             |           |                                  |           |        |                               |             |     |                               |      |      |
|  |   |                    | 1                       | 2           | 3         | 4                                | 5         | 6      | 7                             | 8           | 9   | 10                            | 11   | 12   |
| <p><b>6930</b></p>   |   |                    | 521                     | 561         | 595       | 634                              | 697       | 756    | 815                           | 866         | 930 | 990                           | 1071 | 1186 |
|  <p><b>Seat Unit w/Arms - Sidero</b><br/>COM: 1.25 YD   1.14 M<br/>Unit weight: 20 LB   9.1 KG<br/>Carton weight: 25 LB   11.34 KG<br/>Carton volume: 9.75 FT<sup>3</sup>   0.27 MT<sup>3</sup></p>   | <p>Upholstered seat &amp; back.</p> <p>Use with beam.</p>         | <p><b>6930</b></p> | List price              |             |           |                                  |           |        |                               |             |     |                               |      |      |
|  |   |                    | <p>1 per carton</p>     |             |           | <p><b>OVERALL DIMENSIONS</b></p> |           |        | <p><b>SEAT DIMENSIONS</b></p> |             |     | <p><b>BACK DIMENSIONS</b></p> |      |      |
|  |   |                    | W                       | D           | H         | W                                | D         | H      | W                             | H           |     |                               |      |      |
|  |   |                    | IN 25.5<br>MM 648       | 23.5<br>597 | 19<br>483 | 19.5<br>495                      | 18<br>457 | -<br>- | 19<br>483                     | 15.5<br>394 |     |                               |      |      |
| <p><b>RTA 00</b>  1 per carton</p>  |   |                    |                         |             |           |                                  |           |        |                               |             |     |                               |      |      |
|  |   |                    | 1                       | 2           | 3         | 4                                | 5         | 6      | 7                             | 8           | 9   | 10                            | 11   | 12   |
| <p><b>6931</b></p>   |   |                    | 493                     | 533         | 567       | 606                              | 669       | 728    | 787                           | 838         | 902 | 962                           | 1043 | 1158 |
|  <p><b>Armless Seat Unit - Sidero</b><br/>COM: 1.25 YD   1.14 M<br/>Unit weight: 18 LB   8.2 KG<br/>Carton weight: 23 LB   10.43 KG<br/>Carton volume: 7.25 FT<sup>3</sup>   0.2 MT<sup>3</sup></p> | <p>Upholstered seat &amp; back.</p> <p>Use with beam.</p>         | <p><b>6931</b></p> | List price              |             |           |                                  |           |        |                               |             |     |                               |      |      |
|  |   |                    | <p>1 per carton</p>     |             |           | <p><b>OVERALL DIMENSIONS</b></p> |           |        | <p><b>SEAT DIMENSIONS</b></p> |             |     | <p><b>BACK DIMENSIONS</b></p> |      |      |
|  |   |                    | W                       | D           | H         | W                                | D         | H      | W                             | H           |     |                               |      |      |
|  |   |                    | IN 21<br>MM 533         | 23.5<br>597 | 19<br>483 | 19.5<br>495                      | 18<br>457 | -<br>- | 19<br>483                     | 15.5<br>394 |     |                               |      |      |
| <p><b>RTA 00</b>  1 per carton</p>  |   |                    |                         |             |           |                                  |           |        |                               |             |     |                               |      |      |
|  |   |                    | 1                       | 2           | 3         | 4                                | 5         | 6      | 7                             | 8           | 9   | 10                            | 11   | 12   |

CAPRICE



model 3365 (TTU)



model 3365C (TTU)




STANDARD FEATURES

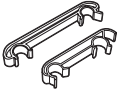

- Modern light scale guest seating.
- Durable molded armcaps are standard in Black only.
- Standard with Black bullet style glides.
- Non-caster models can be joined together using ganging clamp model 6522.
- Does not stack.
- Dual wheel carpet casters (C1) are standard on models 3365C.
- Upholstery options: fabric, vinyl or leather. Vinyl and leather models may feature stitch detail across the seat and/or back cushions, if applicable.

OPTIONAL FEATURES

- For leg frame finish options, please see page 374. Upcharges apply for plated finishes:
  - (CHM) Chrome. Add \$72 for armchairs. Add \$114 for stools.
  - (BCH) Brushed Chrome. Add \$217 for armchairs. Add \$401 for stools.
  - (SBR) Satin Brass. Add \$334 for armchairs. Add \$502 for stools.
  - (ACO) Antique Copper. Add \$334 for armchairs. Add \$502 for stools.
- A selection of glide options is available. Glides must be chosen to best suit flooring type and site conditions. For more information, please refer to the glide section (page 353).
- Glides with felt pads (FG) are available for vinyl sheet, cork or laminate flooring, please specify. Add \$43.
- Glides with rubber pads (RG) are available for vinyl, hardwood, laminate, stone or ceramic flooring, please specify. Add \$43.
- Steel cushioned self-leveling glides (B) are available on all models (adds 0.5" to seat height), please specify. Add \$17.
- For hard surface flooring casters, please specify (C9R). Add \$17.



| DESCRIPTION   | FEATURES        | MODEL #                   | STANDARD TEXTILE GRADES |          |                        |          |          |                        |          |      |      |      |      |      |  |  |
|---|-----------------|---------------------------|-------------------------|----------|------------------------|----------|----------|------------------------|----------|------|------|------|------|------|--|--|
|   |                 |                           | 1                       | 2        | 3                      | 4        | 5        | 6                      | 7        | 8    | 9    | 10   | 11   | 12   |  |  |
|  <p><b>Armchair Four-Legged</b><br/>COM: 1.25 YD   1.14 M<br/>Unit weight: 18 LB   8.2 KG<br/>Carton weight: 27 LB   12.25 KG<br/>Carton volume: 18 FT³   0.5 MT³</p>           | Does not stack. | <b>3365</b>               | 573                     | 613      | 647                    | 686      | 749      | 808                    | 867      | 918  | 982  | 1042 | 1123 | 1238 |  |  |
|   |                 | <b>OVERALL DIMENSIONS</b> |                         |          | <b>SEAT DIMENSIONS</b> |          |          | <b>BACK DIMENSIONS</b> |          |      |      |      |      |      |  |  |
|   |                 | <b>W</b>                  | <b>D</b>                | <b>H</b> | <b>W</b>               | <b>D</b> | <b>H</b> | <b>W</b>               | <b>H</b> |      |      |      |      |      |  |  |
|   |                 | IN 25                     | 24                      | 31.5     | 19.5                   | 19.5     | 18.5     | 18                     | 13       |      |      |      |      |      |  |  |
|   |                 | MM 635                    | 610                     | 800      | 495                    | 495      | 470      | 457                    | 330      |      |      |      |      |      |  |  |
|   |                 | <b>RTA 00</b>             | 1 per carton            |          |                        |          |          |                        |          |      |      |      |      |      |  |  |
|  <p><b>Armchair Four-Legged w/Casters</b><br/>COM: 1.25 YD   1.14 M<br/>Unit weight: 19 LB   8.6 KG<br/>Carton weight: 28 LB   12.7 KG<br/>Carton volume: 18 FT³   0.5 MT³</p> | Does not stack. | <b>3365C</b>              | 657                     | 697      | 731                    | 770      | 833      | 892                    | 951      | 1002 | 1066 | 1126 | 1207 | 1322 |  |  |
|   |                 | <b>OVERALL DIMENSIONS</b> |                         |          | <b>SEAT DIMENSIONS</b> |          |          | <b>BACK DIMENSIONS</b> |          |      |      |      |      |      |  |  |
|   |                 | <b>W</b>                  | <b>D</b>                | <b>H</b> | <b>W</b>               | <b>D</b> | <b>H</b> | <b>W</b>               | <b>H</b> |      |      |      |      |      |  |  |
|   |                 | IN 25                     | 23.5                    | 32.5     | 19.5                   | 19.5     | 18       | 18                     | 14.5     |      |      |      |      |      |  |  |
|   |                 | MM 635                    | 597                     | 826      | 495                    | 495      | 457      | 457                    | 368      |      |      |      |      |      |  |  |
|   |                 | <b>RTA 00</b>             | 1 per carton            |          |                        |          |          |                        |          |      |      |      |      |      |  |  |
|  <p><b>Bar Stool Four-Legged</b><br/>COM: 1.25 YD   1.14 M<br/>Unit weight: 26 LB   11.8 KG<br/>Carton weight: 36.5 LB   16.56 KG<br/>Carton volume: 24 FT³   0.67 MT³</p>     | Does not stack. | <b>3369</b>               | 788                     | 828      | 862                    | 901      | 964      | 1023                   | 1082     | 1133 | 1197 | 1257 | 1338 | 1453 |  |  |
|   |                 | <b>OVERALL DIMENSIONS</b> |                         |          | <b>SEAT DIMENSIONS</b> |          |          | <b>BACK DIMENSIONS</b> |          |      |      |      |      |      |  |  |
|   |                 | <b>W</b>                  | <b>D</b>                | <b>H</b> | <b>W</b>               | <b>D</b> | <b>H</b> | <b>W</b>               | <b>H</b> |      |      |      |      |      |  |  |
|   |                 | IN 25                     | 26.5                    | 45.5     | 19.5                   | 19.5     | 30.5     | 18                     | 13       |      |      |      |      |      |  |  |
|   |                 | MM 635                    | 673                     | 1156     | 495                    | 495      | 775      | 457                    | 330      |      |      |      |      |      |  |  |
|   |                 | <b>RTA 00</b>             | 1 per carton            |          |                        |          |          |                        |          |      |      |      |      |      |  |  |

| DESCRIPTION   | FEATURES | MODEL#      | STANDARD TEXTILE GRADES   |   |  |                        |          |          |                        |          |
|---|----------|-------------|---------------------------|---|--|------------------------|----------|----------|------------------------|----------|
|  <p><b>Ganging Brackets - Set of 2</b><br/>                     COM: N/A<br/>                     Unit weight: 0.07 LB   - KG<br/>                     Carton weight: 0.16 LB   0.07 KG<br/>                     Carton volume: 1 FT³   0.02 MT³</p> |          |             | List price                |   |  |                        |          |          |                        |          |
|   |          | <b>6522</b> | 15                        |   |  |                        |          |          |                        |          |
|   |          |             |                           |   |  |                        |          |          |                        |          |
|   |          |             | <b>OVERALL DIMENSIONS</b> |   |  | <b>SEAT DIMENSIONS</b> |          |          | <b>BACK DIMENSIONS</b> |          |
|   |          |             | <b>W</b>                  | <b>D</b>  | <b>H</b>   | <b>W</b>               | <b>D</b> | <b>H</b> | <b>W</b>               | <b>H</b> |
|   |          |             | IN 0.87                   | 7.75  | 1.5  | -                      | -        | -        | -                      | -        |
|   |          |             | MM 22                     | 197   | 38   | -                      | -        | -        | -                      | -        |
|   |          |             | <b>RTA 00</b>             |  | Pricing is for the set, specifications are for one bracket |                        |          |          |                        |          |

CHAP



model 1004



model 1005



model 1011



model 1014

STANDARD FEATURES

- Chap offers mid-century modern styling in a finely crafted beechwood armchair series.
- Upholstered, horizontal wood slat or open frame back available.
- Straight back models are available with a wood front rail or upholstered waterfall seat front.
- Round back models are available with an upholstered waterfall seat front only.
- Models are standard with White non-marking nylon glides (see right column for additional glide options).
- Standard with a Black under seat liner.
- Active weight capacity for this series is 350 lbs.
- For single shift use, Chap is covered by Global's Limited Lifetime Warranty. For 24/7 use, Ultracell foam and textiles with a minimum of 100,000 double rubs must be specified to meet Global 24/7 warranty coverage.
- Upholstery options: fabric, vinyl or leather. Vinyl and leather models may feature stitch detail across the seat and/or back cushions, if applicable.
- Does not stack.

OPTIONAL FEATURES



- For added comfort and 24/7 environments, seats are available with high density Ultracell foam (UC).
- Under seat panel (USP) is available with upcharge (conceals seat structure, is covered with a coated textile and secured with tamperproof fasteners).
- Custom wood staining considered upon request on straight back models only (not available on round back models).





Please add option codes in the following order:

- **Model number**  
specify model number
- **Back textile**  
Specify textile code.
- **Seat seams and textile (NS)** no sealed seams  
**(SE)** sealed seat seams. Add \$22.  
Specify textile code.
- **Straight back wood frame finish**  
**(AAM)** Absolute  
**(BKM)** Black  
**(ACM)** Cherry  
**(EOM)** English Oak  
**(ECM)** Espresso Cafe  
**(TFM)** Fruitwood  
**(HGM)** Gray  
**(AHM)** Honey  
**(TMM)** Mahogany  
**(AVM)** Maple  
**(MWM)** Medium Walnut  
**(NLW)** Natural Walnut  
**(ASM)** Night  
**(NBM)** Noce Biondo  
**(NGM)** Noce Grigio  
**(NEM)** Noce Leggero  
**(NMM)** Noce Medio  
**(SKM)** Shaker Cherry  
**(TWM)** Walnut  
**(WTM)** WC Cream  
**(WHM)** White  
**(WCM)** Winter Cherry
- **Round back wood frame finish**  
(models 1004 and 1005)  
**(AAM)** Absolute  
**(BKM)** Black  
**(ACM)** Cherry  
**(ECM)** Espresso Cafe  
**(TMM)** Mahogany  
**(MWM)** Medium Walnut  
**(NLW)** Natural Walnut  
**(ASM)** Night  
**(NMM)** Noce Medio  
**(SKM)** Shaker Cherry  
**(TWM)** Walnut  
**(WTM)** WC Cream  
**(WHM)** White
- **Seat underside**  
**(USL)** under seat liner (Black)  
**(USP)** under seat panel. Add \$58.
- **Glide type**  
**(NM)** White non-marking nylon for most surfaces (standard).  
**(SG)** steel cushioned glides for carpeted surfaces. Add \$17.  
**(RG)** rubber glides for most hard floor surfaces. Add \$22.  
**(FG)** felt glides for most hard floor surfaces. Add \$22.  
**(XG)** no glides for carpeted surfaces.
- **Moisture barrier** (not available with sealed seams)  
**(NB)** no moisture barrier.  
**(MB)** moisture barrier (seat only). Add \$81.
- **Seat foam**  
**(SF)** standard foam.  
**(UC)** Ultracell foam. Add \$76.

EXAMPLE CHAP ORDER CODE:

|              |              |                     |              |              |                |            |                  |           |
|--------------|--------------|---------------------|--------------|--------------|----------------|------------|------------------|-----------|
| 1010         | -            | -NS                 | -CE90        | -AAM         | -USL           | -NM        | -NB              | -SF       |
| Model number | Back textile | Sealed seams (seat) | Seat textile | Frame finish | Seat underside | Glide type | Moisture barrier | Seat foam |

| DESCRIPTION   | FEATURES | MODEL #     | STANDARD TEXTILE GRADES   |  |      |                        |      |      |                        |      |      |      |      |      |  |
|---|----------|-------------|---------------------------|--|------|------------------------|------|------|------------------------|------|------|------|------|------|--|
|   |          |             | 1                         | 2  | 3    | 4                      | 5    | 6    | 7                      | 8    | 9    | 10   | 11   | 12   |  |
|  <p>18" seat depth</p> <p><b>Round Uph Back Armchair w/Uph Waterfall Front Seat</b><br/>COM: 1.5 YD   1.37 M<br/>Unit weight: 18 LB   8.2 KG<br/>Carton weight: 26 LB   11.79 KG<br/>Carton volume: 13.25 FT<sup>3</sup>   0.37 MT<sup>3</sup></p> <p>Active weight 350 lbs.<br/>Does not stack.</p> <p>Ergonomic features:<br/>M, N</p> |          | <b>1004</b> | 1238                      | 1286   | 1326 | 1374                   | 1450 | 1520 | 1590                   | 1652 | 1728 | 1800 | 1898 | 2036 |  |
|   |          |             | <b>OVERALL DIMENSIONS</b> |  |      | <b>SEAT DIMENSIONS</b> |      |      | <b>BACK DIMENSIONS</b> |      |      |      |      |      |  |
|   |          |             |                           | W  | D    | H                      | W    | D    | H                      | W    | H    |      |      |      |  |
|   |          |             |                           | IN 24.5 22.5 30 22 18 18 20 12.5<br>MM 622 572 762 559 457 457 508 318 |      |                        |      |      |                        |      |      |      |      |      |  |
|   |          |             | <b>RTA 00</b>             | 1 per carton   |      |                        |      |      |                        |      |      |      |      |      |  |
|  <p>18" seat depth</p> <p><b>Round Wood Back Armchair w/Uph Waterfall Front Seat</b><br/>COM: 1 YD   0.91 M<br/>Unit weight: 17 LB   7.7 KG<br/>Carton weight: 25 LB   11.34 KG<br/>Carton volume: 13.25 FT<sup>3</sup>   0.37 MT<sup>3</sup></p> <p>Active weight 350 lbs.<br/>Does not stack.</p> <p>Ergonomic features:<br/>M, N</p>  |          | <b>1005</b> | 1000                      | 1032   | 1059 | 1090                   | 1141 | 1188 | 1235                   | 1276 | 1327 | 1375 | 1440 | 1532 |  |
|   |          |             | <b>OVERALL DIMENSIONS</b> |  |      | <b>SEAT DIMENSIONS</b> |      |      | <b>BACK DIMENSIONS</b> |      |      |      |      |      |  |
|   |          |             |                           | W  | D    | H                      | W    | D    | H                      | W    | H    |      |      |      |  |
|   |          |             |                           | IN 24.5 22.5 30 22 18 18 20 12.5<br>MM 622 572 762 559 457 457 508 318 |      |                        |      |      |                        |      |      |      |      |      |  |
|   |          |             | <b>RTA 00</b>             | 1 per carton   |      |                        |      |      |                        |      |      |      |      |      |  |

| DESCRIPTION   | FEATURES   | MODEL#                    | STANDARD TEXTILE GRADES |          |                        |          |          |                        |          |      |      |      |      |      |  |  |
|---|--|---------------------------|-------------------------|----------|------------------------|----------|----------|------------------------|----------|------|------|------|------|------|--|--|
|   |  |                           | 1                       | 2        | 3                      | 4        | 5        | 6                      | 7        | 8    | 9    | 10   | 11   | 12   |  |  |
|  <p><b>Wood Back Armchair w/UpH Waterfall Front Seat</b><br/>                     COM: 1 YD   0.91 M<br/>                     Unit weight: 21 LB   9.5 KG<br/>                     Carton weight: 33 LB   14.97 KG<br/>                     Carton volume: 15.75 FT³   0.44 MT³</p>          | Active weight 350 lbs.<br>Does not stack.<br><br>Ergonomic features:<br>M, N | <b>1010</b>               | 1040                    | 1072     | 1099                   | 1130     | 1181     | 1228                   | 1275     | 1316 | 1367 | 1415 | 1480 | 1572 |  |  |
|   |  | <b>OVERALL DIMENSIONS</b> |                         |          | <b>SEAT DIMENSIONS</b> |          |          | <b>BACK DIMENSIONS</b> |          |      |      |      |      |      |  |  |
|   |  | <b>W</b>                  | <b>D</b>                | <b>H</b> | <b>W</b>               | <b>D</b> | <b>H</b> | <b>W</b>               | <b>H</b> |      |      |      |      |      |  |  |
|   |  | IN 25.5                   | 25                      | 31       | 21                     | 20       | 18       | 20.5                   | 13.5     |      |      |      |      |      |  |  |
|   |  | MM 648                    | 635                     | 787      | 533                    | 508      | 457      | 521                    | 343      |      |      |      |      |      |  |  |
|   |  | <b>RTA 00</b>             | 1 per carton            |          |                        |          |          |                        |          |      |      |      |      |      |  |  |
|  <p><b>Upholstered Back Armchair w/UpH Waterfall Seat Front</b><br/>                     COM: 1.5 YD   1.37 M<br/>                     Unit weight: 21 LB   9.5 KG<br/>                     Carton weight: 33 LB   14.97 KG<br/>                     Carton volume: 15.75 FT³   0.44 MT³</p> | Active weight 350 lbs.<br>Does not stack.<br><br>Ergonomic features:<br>M, N | <b>1011</b>               | 1124                    | 1172     | 1212                   | 1260     | 1336     | 1406                   | 1476     | 1538 | 1614 | 1686 | 1784 | 1922 |  |  |
|   |  | <b>OVERALL DIMENSIONS</b> |                         |          | <b>SEAT DIMENSIONS</b> |          |          | <b>BACK DIMENSIONS</b> |          |      |      |      |      |      |  |  |
|   |  | <b>W</b>                  | <b>D</b>                | <b>H</b> | <b>W</b>               | <b>D</b> | <b>H</b> | <b>W</b>               | <b>H</b> |      |      |      |      |      |  |  |
|   |  | IN 25.5                   | 25                      | 31.5     | 21                     | 20       | 18       | 20.5                   | 13.5     |      |      |      |      |      |  |  |
|   |  | MM 648                    | 635                     | 800      | 533                    | 508      | 457      | 521                    | 343      |      |      |      |      |      |  |  |
|   |  | <b>RTA 00</b>             | 1 per carton            |          |                        |          |          |                        |          |      |      |      |      |      |  |  |
|  <p><b>Wood Back Armchair w/Wood Front Rail</b><br/>                     COM: 1 YD   0.91 M<br/>                     Unit weight: 21 LB   9.5 KG<br/>                     Carton weight: 33 LB   14.97 KG<br/>                     Carton volume: 15.75 FT³   0.44 MT³</p>                   | Active weight 350 lbs.<br>Does not stack.<br><br>Ergonomic features:<br>M, N | <b>1014</b>               | 1070                    | 1102     | 1129                   | 1160     | 1211     | 1258                   | 1305     | 1346 | 1397 | 1445 | 1510 | 1602 |  |  |
|   |  | <b>OVERALL DIMENSIONS</b> |                         |          | <b>SEAT DIMENSIONS</b> |          |          | <b>BACK DIMENSIONS</b> |          |      |      |      |      |      |  |  |
|   |  | <b>W</b>                  | <b>D</b>                | <b>H</b> | <b>W</b>               | <b>D</b> | <b>H</b> | <b>W</b>               | <b>H</b> |      |      |      |      |      |  |  |
|   |  | IN 25.5                   | 25                      | 31       | 21                     | 20       | 18       | 20.5                   | 13.5     |      |      |      |      |      |  |  |
|   |  | MM 648                    | 635                     | 787      | 533                    | 508      | 457      | 521                    | 343      |      |      |      |      |      |  |  |
|   |  | <b>RTA 00</b>             | 1 per carton            |          |                        |          |          |                        |          |      |      |      |      |      |  |  |
|  <p><b>Upholstered Back Armchair w/Wood Front Rail</b><br/>                     COM: 1.5 YD   1.37 M<br/>                     Unit weight: 21 LB   9.5 KG<br/>                     Carton weight: 33 LB   14.97 KG<br/>                     Carton volume: 15.75 FT³   0.44 MT³</p>        | Active weight 350 lbs.<br>Does not stack.<br><br>Ergonomic features:<br>M, N | <b>1015</b>               | 1154                    | 1202     | 1243                   | 1289     | 1366     | 1436                   | 1507     | 1568 | 1645 | 1717 | 1814 | 1952 |  |  |
|   |  | <b>OVERALL DIMENSIONS</b> |                         |          | <b>SEAT DIMENSIONS</b> |          |          | <b>BACK DIMENSIONS</b> |          |      |      |      |      |      |  |  |
|   |  | <b>W</b>                  | <b>D</b>                | <b>H</b> | <b>W</b>               | <b>D</b> | <b>H</b> | <b>W</b>               | <b>H</b> |      |      |      |      |      |  |  |
|   |  | IN 25.5                   | 25                      | 31.5     | 21                     | 20       | 18       | 20.5                   | 13.5     |      |      |      |      |      |  |  |
|   |  | MM 648                    | 635                     | 800      | 533                    | 508      | 457      | 521                    | 343      |      |      |      |      |      |  |  |
|   |  | <b>RTA 00</b>             | 1 per carton            |          |                        |          |          |                        |          |      |      |      |      |      |  |  |

COMET



model 2171 (TBL)





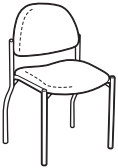
model 2174 (TTU)

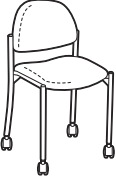






STANDARD FEATURES

- Reinforced models incorporate welded corner gussets for additional strength and support.
- Models 2171WS and 2172WS stack 5 high on floor or 8 high on dolly for easy storage.
- For dolly, specify model 2125WS (see page 181).
- “WS” models have a wall saver frame design; rear legs hit the baseboard first leaving clearance between the back of the chair and the wall, saving both the chair and the wall from damage.
- In some textiles, stacked chairs may leave frame impressions in chair(s) below.
- Comet heavy duty models 2173WS and 2174WS use Ultracell seat foam for lasting comfort.
- Black polypropylene foot glide is standard.
- Dual wheel carpet casters (C1) are standard.
- Upholstery options: fabric or vinyl only. Vinyl models may feature stitch detail across the seat and/or back cushions, if applicable.

OPTIONAL FEATURES

- For leg frame finish options, please see page 374. For Chrome (CHM) finish, add \$26.
- For hard surface flooring casters, please specify (CSR). Add \$17.
- A selection of glide options is available. Glides must be chosen to best suit flooring type and site conditions. For more information, please refer to the glide section (page 353).
- Glides with felt pads (FG) are available for vinyl sheet, cork or laminate flooring, please specify. Add \$43.
- Glides with rubber pads (RG) are available for vinyl, hardwood, laminate, stone or ceramic flooring, please specify. Add \$43.
- For hard surface floors, please specify opaque non-marking glide (NM). No upcharge.
- Steel cushioned self-leveling glides (B) are available on all models (adds 0.5” to seat height), please specify. Add \$17.

| DESCRIPTION  | FEATURES  | MODEL #                     | STANDARD TEXTILE GRADES            |   |     |                                 |     |      |                               |      |     |     |     |     |
|--|---|-----------------------------|------------------------------------|---|-----|---------------------------------|-----|------|-------------------------------|------|-----|-----|-----|-----|
|  |   |                             | 1                                  | 2   | 3   | 4                               | 5   | 6    | 7                             | 8    | 9   | 10  | 11  | 12  |
| <br><b>Armchair</b><br>COM: 1 YD   0.91 M<br>Unit weight: 14 LB   6.4 KG<br>Carton weight: 16.83 LB   7.63 KG<br>Carton volume: 15.5 FT³   0.43 MT³                     | Stacks 5 high on floor.<br>Stacks 8 high on dolly.<br><br>Ergonomic features:<br>M, N | <b>2171WS</b><br>Wall saver | 307                                | 339   | 366 | 397                             | 448 | 495  | 542                           | 583  | 634 | 682 | 747 | 839 |
|  |   |                             | <b>OVERALL DIMENSIONS</b><br>W D H |   |     | <b>SEAT DIMENSIONS</b><br>W D H |     |      | <b>BACK DIMENSIONS</b><br>W H |      |     |     |     |     |
|  |   |                             | IN                                 | 23  | 23  | 32.5                            | 18  | 17.5 | 18.5                          | 17.5 | 14  |     |     |     |
|  |   |                             | MM                                 | 584   | 584 | 826                             | 457 | 445  | 470                           | 445  | 356 |     |     |     |
|  |   |                             | <b>RTA 00</b>                      | 3 per carton (pricing and specifications are for one chair) |     |                                 |     |      |                               |      |     |     |     |     |
| <br><b>Reinforced Armchair w/Casters</b><br>COM: 1 YD   0.91 M<br>Unit weight: 14 LB   6.4 KG<br>Carton weight: 20 LB   9.07 KG<br>Carton volume: 15.5 FT³   0.43 MT³ | Does not stack.<br><br>Ergonomic features:<br>M, N                                    | <b>2171C</b><br>Wall saver  | 377                                | 409   | 436 | 467                             | 518 | 565  | 612                           | 653  | 704 | 752 | 817 | 909 |
|  |   |                             | <b>OVERALL DIMENSIONS</b><br>W D H |   |     | <b>SEAT DIMENSIONS</b><br>W D H |     |      | <b>BACK DIMENSIONS</b><br>W H |      |     |     |     |     |
|  |   |                             | IN                                 | 23  | 22  | 32.5                            | 18  | 17.5 | 18.5                          | 17.5 | 14  |     |     |     |
|  |   |                             | MM                                 | 584   | 559 | 826                             | 457 | 445  | 470                           | 445  | 356 |     |     |     |
|  |   |                             | <b>RTA 00</b>                      | 1 per carton  |     |                                 |     |      |                               |      |     |     |     |     |
| <br><b>Armless Stacking Chair</b><br>COM: 1 YD   0.91 M<br>Unit weight: 13 LB   5.9 KG<br>Carton weight: 15.67 LB   7.11 KG<br>Carton volume: 14.25 FT³   0.4 MT³     | Stacks 5 high on floor.<br>Stacks 8 high on dolly.<br><br>Ergonomic features:<br>M, N | <b>2172WS</b><br>Wall saver | 236                                | 268   | 295 | 326                             | 377 | 424  | 471                           | 512  | 563 | 611 | 676 | 768 |
|  |   |                             | <b>OVERALL DIMENSIONS</b><br>W D H |   |     | <b>SEAT DIMENSIONS</b><br>W D H |     |      | <b>BACK DIMENSIONS</b><br>W H |      |     |     |     |     |
|  |   |                             | IN                                 | 19  | 23  | 32.5                            | 18  | 17.5 | 18.5                          | 17.5 | 14  |     |     |     |
|  |   |                             | MM                                 | 483   | 584 | 826                             | 457 | 445  | 470                           | 445  | 356 |     |     |     |
|  |   |                             | <b>RTA 00</b>                      | 3 per carton (pricing and specifications are for one chair) |     |                                 |     |      |                               |      |     |     |     |     |

| DESCRIPTION  | FEATURES  | MODEL#                      | STANDARD TEXTILE GRADES   |   |  |                        |          |                        |                        |          |     |     |     |     |
|--|---|-----------------------------|---------------------------|---|--|------------------------|----------|------------------------|------------------------|----------|-----|-----|-----|-----|
|  |   |                             | 1                         | 2   | 3  | 4                      | 5        | 6                      | 7                      | 8        | 9   | 10  | 11  | 12  |
|  <p><b>Reinforced Armless Chair w/Casters</b><br/>COM: 1 YD   0.91 M<br/>Unit weight: 13 LB   5.9 KG<br/>Carton weight: 15.83 LB   7.18 KG<br/>Carton volume: 15.5 FT³   0.43 MT³</p> | <p>Does not stack.</p> <p>Ergonomic features:<br/>M, N</p>  | <b>2172C</b>                | 309                       | 341   | 368  | 399                    | 450      | 497                    | 544                    | 585      | 636 | 684 | 749 | 841 |
|  |   |                             | <b>OVERALL DIMENSIONS</b> |   |  | <b>SEAT DIMENSIONS</b> |          |                        | <b>BACK DIMENSIONS</b> |          |     |     |     |     |
|  |   |                             | <b>W</b>                  | <b>D</b>  | <b>H</b>   | <b>W</b>               | <b>D</b> | <b>H</b>               | <b>W</b>               | <b>H</b> |     |     |     |     |
|  |   |                             | IN 19                     | 22  | 32.5   | 18                     | 17.5     | 18.5                   | 17.5                   | 14       |     |     |     |     |
|  |   |                             | MM 483                    | 559   | 826  | 457                    | 445      | 470                    | 445                    | 356      |     |     |     |     |
|  |   |                             | <b>RTA 00</b>             | 3 per carton (pricing and specifications are for one chair)                         |  |                        |          |                        |                        |          |     |     |     |     |
|  <p><b>HD Reinforced Armchair</b><br/>COM: 1 YD   0.91 M<br/>Unit weight: 14 LB   6.4 KG<br/>Carton weight: 16.83 LB   7.63 KG<br/>Carton volume: 15.5 FT³   0.43 MT³</p>             | <p>Ultracell foam.</p> <p>Stacks 5 high on floor.<br/>Stacks 8 high on dolly.</p> <p>Ergonomic features:<br/>M, N</p> | <b>2173WS</b><br>Wall saver | 346                       | 378   | 405  | 436                    | 487      | 534                    | 581                    | 622      | 673 | 721 | 786 | 878 |
|  |   |                             | <b>OVERALL DIMENSIONS</b> |   |  | <b>SEAT DIMENSIONS</b> |          |                        | <b>BACK DIMENSIONS</b> |          |     |     |     |     |
|  |   |                             | <b>W</b>                  | <b>D</b>  | <b>H</b>   | <b>W</b>               | <b>D</b> | <b>H</b>               | <b>W</b>               | <b>H</b> |     |     |     |     |
|  |   |                             | IN 23                     | 23  | 32.5   | 18                     | 17.5     | 18.5                   | 17.5                   | 14       |     |     |     |     |
|  |   |                             | MM 584                    | 584   | 826  | 457                    | 445      | 470                    | 445                    | 356      |     |     |     |     |
|  |   |                             | <b>RTA 00</b>             | 3 per carton (pricing and specifications are for one chair)                         |  |                        |          |                        |                        |          |     |     |     |     |
|  <p><b>HD Reinforced Armless Chair</b><br/>COM: 1 YD   0.91 M<br/>Unit weight: 13 LB   5.9 KG<br/>Carton weight: 15.67 LB   7.11 KG<br/>Carton volume: 14.25 FT³   0.4 MT³</p>        | <p>Ultracell foam.</p> <p>Stacks 5 high on floor.<br/>Stacks 8 high on dolly.</p> <p>Ergonomic features:<br/>M, N</p> | <b>2174WS</b><br>Wall saver | 276                       | 308   | 335  | 366                    | 417      | 464                    | 511                    | 552      | 603 | 651 | 716 | 808 |
|  |   |                             | <b>OVERALL DIMENSIONS</b> |   |  | <b>SEAT DIMENSIONS</b> |          |                        | <b>BACK DIMENSIONS</b> |          |     |     |     |     |
|  |   |                             | <b>W</b>                  | <b>D</b>  | <b>H</b>   | <b>W</b>               | <b>D</b> | <b>H</b>               | <b>W</b>               | <b>H</b> |     |     |     |     |
|  |   |                             | IN 19                     | 23  | 32.5   | 18                     | 17.5     | 18.5                   | 17.5                   | 14       |     |     |     |     |
|  |   |                             | MM 483                    | 584   | 826  | 457                    | 445      | 470                    | 445                    | 356      |     |     |     |     |
|  |   |                             | <b>RTA 00</b>             | 3 per carton (pricing and specifications are for one chair)                         |  |                        |          |                        |                        |          |     |     |     |     |
|  <p><b>Ganging Plate</b><br/>COM: N/A<br/>Unit weight: 2.1 LB   0.95 KG<br/>Carton weight: 2.1 LB   0.95 KG<br/>Carton volume: 0.1 FT³   0.003 MT³</p>                              | <p>For joining side chairs and armchairs,<br/>in any combination.</p>   | List price                  |                           |   |  |                        |          |                        |                        |          |     |     |     |     |
|  |   | <b>2176</b>                 | 38                        |   |  |                        |          |                        |                        |          |     |     |     |     |
|  |   | <b>OVERALL DIMENSIONS</b>   |                           |   | <b>SEAT DIMENSIONS</b>                                     |                        |          | <b>BACK DIMENSIONS</b> |                        |          |     |     |     |     |
|  |   | <b>W</b>                    | <b>D</b>                  | <b>H</b>  | <b>W</b>   | <b>D</b>               | <b>H</b> | <b>W</b>               | <b>H</b>               |          |     |     |     |     |
|  |   | IN 13.25                    | 4.75                      | 0.06  | -  | -                      | -        | -                      | -                      |          |     |     |     |     |
| MM 337   | 121   | 2                           | -                         | -   | -  | -                      | -        |                        |                        |          |     |     |     |     |
|  |   |                             | <b>RTA 00</b>             |  | 1 per carton   |                        |          |                        |                        |          |     |     |     |     |
|  <p><b>Snap On Ganging Brackets - Set of 2</b><br/>COM: N/A<br/>Unit weight: 0.09 LB   0.04 KG<br/>Carton weight: 0.2 LB   0.09 KG<br/>Carton volume: 1 FT³   0.02 MT³</p>          | <p>Pricing is for the set, specifications are for one bracket</p>   | List price                  |                           |   |  |                        |          |                        |                        |          |     |     |     |     |
|  |   | <b>2180</b>                 | 15                        |   |  |                        |          |                        |                        |          |     |     |     |     |
|  |   | <b>OVERALL DIMENSIONS</b>   |                           |   | <b>SEAT DIMENSIONS</b>                                     |                        |          | <b>BACK DIMENSIONS</b> |                        |          |     |     |     |     |
|  |   | <b>W</b>                    | <b>D</b>                  | <b>H</b>  | <b>W</b>   | <b>D</b>               | <b>H</b> | <b>W</b>               | <b>H</b>               |          |     |     |     |     |
|  |   | IN 0.87                     | 7.75                      | 1.5   | -  | -                      | -        | -                      | -                      |          |     |     |     |     |
| MM 22  | 197   | 38                          | -                         | -   | -  | -                      | -        |                        |                        |          |     |     |     |     |
|  |   |                             | <b>RTA 00</b>             |  | Pricing is for the set, specifications are for one bracket |                        |          |                        |                        |          |     |     |     |     |

DIPLOMAT



model 2105






model 2109

STANDARD FEATURES

- A contoured seat and back are accented by wood arms providing comfort and classic styling.
- Models 2105 and 2108 can be joined together using model 5233 ganging clamp, see page 75
- Black polypropylene foot glide is standard.
- Does not stack.
- Upholstery options: fabric, vinyl or leather. Vinyl and leather models may feature stitch detail across the seat and/or back cushions, if applicable.

OPTIONAL FEATURES

- Frames are available in textured Sandtex finishes: Black (TBL), Shadow (TSH) or Tungsten (TTU). No upcharge.
- Chrome (CHM) frame finish available, please specify. Add 10% of list price at opening published grade.
- Wood capped arms are available in Absolute (AAM), Black (BKM), Cherry (ACM), Espresso Cafe (ECM), English Oak (EOM), Fruitwood (TFM), Gray (HGM), Honey (AHM), Mahogany (TMM), Maple (AVM), Medium Walnut (MWM), Natural Walnut (NLW), Night (ASM), Noce Biondo (NBM), Noce Grigio (NGM), Noce Leggero (NEM), Noce Medio (NMM), Shaker Cherry (SKM), Walnut (TWM), WC Cream (WTM), White (WHM) and Winter Cherry (WCM). Please specify.
- A selection of glide options is available. Glides must be chosen to best suit flooring type and site conditions. For more information, please refer to the glide section (page 353).
- Glides with felt pads (FG) are available for vinyl sheet, cork or laminate flooring, please specify. Add \$43.
- Glides with rubber pads (RG) are available for vinyl, hardwood, laminate, stone or ceramic flooring, please specify. Add \$43.
- Steel cushioned self-leveling glides (B) are available on all models (adds 0.5" to seat height), please specify. Add \$17.

| DESCRIPTION   | FEATURES   | MODEL #            | STANDARD TEXTILE GRADES          |      |              |                               |     |      |                               |      |     |      |      |      |  |
|---|--|--------------------|----------------------------------|------|--------------|-------------------------------|-----|------|-------------------------------|------|-----|------|------|------|--|
|   |  |                    | 1                                | 2    | 3            | 4                             | 5   | 6    | 7                             | 8    | 9   | 10   | 11   | 12   |  |
|  <p><b>Armchair Wood Cap Arms</b><br/>COM: 1.25 YD   1.14 M<br/>Unit weight: 20 LB   9.1 KG<br/>Carton weight: 25 LB   11.34 KG<br/>Carton volume: 11.75 FT³   0.33 MT³</p> | <p>Does not stack.</p> <p>Ergonomic features:<br/>M, N</p> | <p><b>2105</b></p> | 576                              | 616  | 650          | 689                           | 752 | 811  | 870                           | 921  | 985 | 1045 | 1126 | 1241 |  |
|   |  |                    | <p><b>OVERALL DIMENSIONS</b></p> |      |              | <p><b>SEAT DIMENSIONS</b></p> |     |      | <p><b>BACK DIMENSIONS</b></p> |      |     |      |      |      |  |
|   |  |                    | W                                | D    | H            | W                             | D   | H    | W                             | H    |     |      |      |      |  |
|   |  |                    | IN 24                            | 22   | 34.5         | 20.5                          | 17  | 18.5 | 20.5                          | 16   |     |      |      |      |  |
|   |  |                    | MM 610                           | 559  | 876          | 521                           | 432 | 470  | 521                           | 406  |     |      |      |      |  |
|   |  |                    | <p><b>RTA 00</b></p>             |      | 1 per carton |                               |     |      |                               |      |     |      |      |      |  |
|  <p><b>Armless Side Chair</b><br/>COM: 1.25 YD   1.14 M<br/>Unit weight: 17 LB   7.7 KG<br/>Carton weight: 22 LB   9.98 KG<br/>Carton volume: 11.75 FT³   0.33 MT³</p>     | <p>Does not stack.</p> <p>Ergonomic features:<br/>M, N</p> | <p><b>2108</b></p> | 478                              | 518  | 552          | 591                           | 654 | 713  | 772                           | 823  | 887 | 947  | 1028 | 1143 |  |
|   |  |                    | <p><b>OVERALL DIMENSIONS</b></p> |      |              | <p><b>SEAT DIMENSIONS</b></p> |     |      | <p><b>BACK DIMENSIONS</b></p> |      |     |      |      |      |  |
|   |  |                    | W                                | D    | H            | W                             | D   | H    | W                             | H    |     |      |      |      |  |
|   |  |                    | IN 21.5                          | 22   | 34.5         | 20.5                          | 17  | 18.5 | 20.5                          | 16   |     |      |      |      |  |
|   |  |                    | MM 546                           | 559  | 876          | 521                           | 432 | 470  | 521                           | 406  |     |      |      |      |  |
|   |  |                    | <p><b>RTA 00</b></p>             |      | 1 per carton |                               |     |      |                               |      |     |      |      |      |  |
|  <p><b>Armless Bar Stool</b><br/>COM: 1.25 YD   1.14 M<br/>Unit weight: 25 LB   11.4 KG<br/>Carton weight: 30 LB   13.61 KG<br/>Carton volume: 14.75 FT³   0.41 MT³</p>    | <p>Does not stack.</p> <p>Ergonomic features:<br/>M, N</p> | <p><b>2109</b></p> | 556                              | 596  | 630          | 669                           | 732 | 791  | 850                           | 901  | 965 | 1025 | 1106 | 1221 |  |
|   |  |                    | <p><b>OVERALL DIMENSIONS</b></p> |      |              | <p><b>SEAT DIMENSIONS</b></p> |     |      | <p><b>BACK DIMENSIONS</b></p> |      |     |      |      |      |  |
|   |  |                    | W                                | D    | H            | W                             | D   | H    | W                             | H    |     |      |      |      |  |
|   |  |                    | IN 21                            | 23.5 | 44.5         | 20                            | 17  | 28   | 20.5                          | 17.5 |     |      |      |      |  |
|   |  |                    | MM 533                           | 597  | 1130         | 508                           | 432 | 711  | 521                           | 445  |     |      |      |      |  |
|   |  |                    | <p><b>RTA 00</b></p>             |      | 1 per carton |                               |     |      |                               |      |     |      |      |      |  |



DUET



model 6620



model 6621G



model 6627



model 6632



model 6720



model 6727TRPB



model 6692 (2 units) on 6500S2 (beam)

STANDARD FEATURES







- Unique high density seating that is both comfortable and durable.
- Tablet arms are extremely rugged, suitable for armed forces and student use. Tablet hinges up to allow ease of egress. Tablet slides forward and back to accommodate any body size comfortably. Tablet models do not stack.
- Standard tablet (**D8**) size is 18”D x 14.5”W and is made of Black polymer. Tablets are attached at the left or right (as seated). Tablet arms are not available on stools.
- Tablet models do not stack.
- All models have a wall saver frame design; rear legs hit the baseboard first leaving clearance between the back of the chair and the wall, saving both the chair and the wall from damage.
- Armless “G” models feature a patented interlocking feature that allows chairs to be ganged together in rows.
- Model 6626 ganging clamp set is available for use on all armchairs and standard armless models. These brackets snap on the front and rear of the sled base allowing these models to connect together in rows. In Black finish only.
- Clear polycarbonate glides (**CG**) are standard and suitable for concrete, rubber and carpeted floors.
- Active weight capacity for this series is 300 lbs.
- Dual wheel carpet casters (**C1**) are standard on task chairs.
- Upholstery options: fabric, vinyl or leather. Vinyl and leather models may feature stitch detail across the seat and/or back cushions, if applicable.
- Duet beam seating consists of upper seat units (models 6690, 6691, 6692, 6693, 6697 and 6698) including mounting brackets and all hardware necessary for attachment to beam.
- For all beam components, tables and a complete list of available upper seat units, see Beam Seating series.
- For Duet stacking tables, refer to the Desking + Tables list price book for more information.
- Pedestal base models provide fixed location seating for use in auditoriums, classrooms, jury boxes, public venues and more. The base must be mounted to the floor (mounting hardware not included). See Pedestal Base Installation Guide on website for details.

OPTIONAL FEATURES

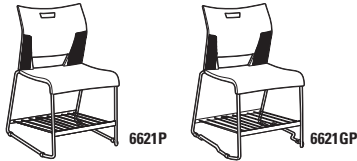
- Polypropylene seats, backs and coordinating arms are available in 14 designer colors: Buzz Blue (BZB), Cactus (CCT), Carrot (CRO), Cloud (IVC), Dijon (DJN), Eggplant (EGP), Fog (FOG), Frost (FRO), Ink (INK), Latte (LAB), Night (BLK), Sand (SND), Scarlet (SAR) and Shadow (SHW). Please specify.
- An optional 18.5”D x 18.5”W high pressure laminate writing tablet is available. The core is hardwood veneer plywood with a radiused edge and finished in clear lacquer. This writing tablet is offered in the following finishes: Black (BLK), Clear Maple (CMB), Designer White (DWT) and Noce Grigio (NGL). Please specify. Add \$68.
- A selection of glide options is available. Glides must be chosen to best suit flooring type and site conditions. For more information, please refer to the glide section (page 353).
- Chrome frame is optionally available without glides (**XG**) and is suitable for rubberized and carpeted floors, please specify. No upcharge.
- Glides with stainless steel pads (**SG**) are available for carpet or rubber flooring, please specify. Add \$19.
- Glides with felt pads (**FG**) are available for vinyl sheet, cork or laminate flooring, please specify. Add \$19.
- Glides with rubber pads (**RG**) are available for vinyl, hardwood, laminate, stone or ceramic flooring, please specify. Add \$19.
- For hard surface flooring casters, please specify (**C9R**). Add \$21.
- Pedestal base models have Black bases with 2” height adjustable cylinders, please specify: (**SH**) Swivel, auto return to max height. No upcharge. (**SN**) Non-swivel, auto return to max height. Add \$16. (**SC**) Swivel, auto return to center and return to max height. Add \$26.

|                                       | Duet Chairs Stacking Capability |                         | Duet Stools Stacking Capability |                   |
|---------------------------------------|---------------------------------|-------------------------|---------------------------------|-------------------|
|                                       | Stacking on floor               | Stacking on dolly #6624 | Stacking on floor               | Stacking on dolly |
| <b>Armless</b>                        |                                 |                         |                                 |                   |
| Polypropylene seat & back             | up to 12 high                   | up to 40* high          | up to 12 high                   | N/A               |
| Polypropylene back & upholstered seat | up to 5 high                    | up to 16 high           | up to 5 high                    | N/A               |
| Upholstered seat & back               | up to 5 high                    | up to 16 high           | up to 3 high                    | N/A               |
| <b>With Arms</b>                      |                                 |                         |                                 |                   |
| Polypropylene seat & back             | up to 5 high                    | up to 24 high           | up to 5 high                    | N/A               |
| Polypropylene back & upholstered seat | up to 5 high                    | up to 16 high           | up to 5 high                    | N/A               |
| Upholstered seat & back               | up to 5 high                    | up to 16 high           | up to 3 high                    | N/A               |

\* through 80” doorway, stacks 36 high.

| DESCRIPTION   | FEATURES  | MODEL#             | STANDARD TEXTILE GRADES                                     |      |                 |     |     |                 |   |
|---|---|--------------------|---|------|-----------------|-----|-----|-----------------|---|
|  <p><b>Armchair</b><br/>COM: N/A<br/>Unit weight: 19 LB   8.6 KG<br/>Carton weight: 21.75 LB   9.87 KG<br/>Carton volume: 24 FT<sup>3</sup>   0.67 MT<sup>3</sup></p>  | <p>Polypropylene seat &amp; back.<br/><br/>Stacks 5 high on floor.<br/>Stacks 24 high on dolly.</p>             | List price         |   |      |                 |     |     |                 |   |
|   |   | 6620               | 311   |      |                 |     |     |                 |   |
|   |   | OVERALL DIMENSIONS |   |      | SEAT DIMENSIONS |     |     | BACK DIMENSIONS |   |
|   |   | W                  | D   | H    | W               | D   | H   | W               | H |
| IN 25.5   | 22.75   | 33.25              | 18  | 17.5 | 16.5            | 18  | 16  |                 |   |
| MM 648  | 578   | 845                | 457   | 445  | 419             | 457 | 406 |                 |   |
|   |   | RTA 00             | 4 per carton (pricing and specifications are for one chair) |      |                 |     |     |                 |   |
|  <p><b>Armchair w/Backpack Rack</b><br/>COM: N/A<br/>Unit weight: 20 LB   9.1 KG<br/>Carton weight: 25 LB   11.34 KG<br/>Carton volume: 13.25 FT<sup>3</sup>   0.37 MT<sup>3</sup></p>   | <p>Polypropylene seat &amp; back.<br/>Does not stack.</p>   | List price         |   |      |                 |     |     |                 |   |
|   |   | 6620P              | 471   |      |                 |     |     |                 |   |
|   |   | OVERALL DIMENSIONS |   |      | SEAT DIMENSIONS |     |     | BACK DIMENSIONS |   |
|   |   | W                  | D   | H    | W               | D   | H   | W               | H |
| IN 25.5   | 22.75   | 33.25              | 18  | 17.5 | 16.5            | 18  | 16  |                 |   |
| MM 648  | 578   | 845                | 457   | 445  | 419             | 457 | 406 |                 |   |
|   |   | RTA 00             | 1 per carton  |      |                 |     |     |                 |   |
|  <p><b>Armchair w/Tablet</b><br/>COM: N/A<br/>Unit weight: 27 LB   12.3 KG<br/>Carton weight: 34 LB   15.42 KG<br/>Carton volume: 23 FT<sup>3</sup>   0.65 MT<sup>3</sup></p>  | <p>Polypropylene seat &amp; back.<br/>Does not stack.<br/><br/><b>Specify (L) left or (R) right tablet.</b></p> | List price         |   |      |                 |     |     |                 |   |
|   |   | 6620TR<br>6620TL   | 586   |      |                 |     |     |                 |   |
|   |   | OVERALL DIMENSIONS |   |      | SEAT DIMENSIONS |     |     | BACK DIMENSIONS |   |
|   |   | W                  | D   | H    | W               | D   | H   | W               | H |
| IN 26.25  | 27.75   | 33.25              | 18  | 17.5 | 16.5            | 18  | 16  |                 |   |
| MM 667  | 705   | 845                | 457   | 445  | 419             | 457 | 406 |                 |   |
|   |   | RTA 2              | 2 per carton (pricing and specifications are for one chair) |      |                 |     |     |                 |   |
|  <p><b>Armchair w/Tablet and Backpack Rack</b><br/>COM: N/A<br/>Unit weight: 29 LB   13.2 KG<br/>Carton weight: 34 LB   15.42 KG<br/>Carton volume: 16.25 FT<sup>3</sup>   0.46 MT<sup>3</sup></p>   | <p>Polypropylene seat &amp; back.<br/>Does not stack.<br/><br/><b>Specify (L) left or (R) right tablet.</b></p> | List price         |   |      |                 |     |     |                 |   |
|   |   | 6620TRP<br>6620TLP | 749   |      |                 |     |     |                 |   |
|   |   | OVERALL DIMENSIONS |   |      | SEAT DIMENSIONS |     |     | BACK DIMENSIONS |   |
|   |   | W                  | D   | H    | W               | D   | H   | W               | H |
| IN 26.25  | 27.75   | 33.25              | 18  | 17.5 | 16.5            | 18  | 16  |                 |   |
| MM 667  | 705   | 845                | 457   | 445  | 419             | 457 | 406 |                 |   |
|   |   | RTA 00             | 1 per carton  |      |                 |     |     |                 |   |
|   <p><b>Armless Chair</b><br/>COM: N/A<br/>Unit weight: 18 LB   8.2 KG<br/>Carton weight: 20.5 LB   9.3 KG<br/>Carton volume: 14.25 FT<sup>3</sup>   0.4 MT<sup>3</sup></p> | <p>Polypropylene seat &amp; back.<br/><br/>Stacks 12 high on floor.<br/>Stacks 40 high on dolly.</p>            | List price         |   |      |                 |     |     |                 |   |
|   |   | 6621<br>6621G      | 240<br>258  |      |                 |     |     |                 |   |
|   |   | OVERALL DIMENSIONS |   |      | SEAT DIMENSIONS |     |     | BACK DIMENSIONS |   |
|   |   | W                  | D   | H    | W               | D   | H   | W               | H |
| IN 20.75  | 22.75   | 33.25              | 18  | 17.5 | 16.5            | 18  | 16  |                 |   |
| MM 527  | 578   | 845                | 457   | 445  | 419             | 457 | 406 |                 |   |
|   |   | RTA 00             | 4 per carton (pricing and specifications are for one chair) |      |                 |     |     |                 |   |

DESCRIPTION FEATURES MODEL# STANDARD TEXTILE GRADES



**Armless Chair w/Backpack Rack**  
 COM: N/A  
 Unit weight: 20 LB | 9.1 KG  
 Carton weight: 28 LB | 12.7 KG  
 Carton volume: 13.75 FT<sup>3</sup> | 0.38 MT<sup>3</sup>

Polypropylene seat & back.  
 Does not stack.

| List price               |       |              |                 |      |      |                 |     |  |  |
|--------------------------|-------|--------------|-----------------|------|------|-----------------|-----|--|--|
| <b>6621P</b>             |       | 403          |                 |      |      |                 |     |  |  |
| <b>6621GP</b><br>Ganging |       | 422          |                 |      |      |                 |     |  |  |
| OVERALL DIMENSIONS       |       |              | SEAT DIMENSIONS |      |      | BACK DIMENSIONS |     |  |  |
| W                        | D     | H            | W               | D    | H    | W               | H   |  |  |
| IN 20.75                 | 22.75 | 33.25        | 18              | 17.5 | 16.5 | 18              | 16  |  |  |
| MM 527                   | 578   | 845          | 457             | 445  | 419  | 457             | 406 |  |  |
| <b>RTA 00</b>            |       | 1 per carton |                 |      |      |                 |     |  |  |



**Armless Chair w/Tablet**  
 COM: N/A  
 Unit weight: 26 LB | 11.8 KG  
 Carton weight: 33 LB | 14.9 KG  
 Carton volume: 23 FT<sup>3</sup> | 0.65 MT<sup>3</sup>

Polypropylene seat & back.  
 Does not stack.

**Specify (L) left or (R) right tablet.**

| List price         |       |   |                 |      |      |                 |     |  |  |
|--------------------|-------|---|-----------------|------|------|-----------------|-----|--|--|
| <b>6621TR</b>      |       | 518   |                 |      |      |                 |     |  |  |
| <b>6621TL</b>      |       |   |                 |      |      |                 |     |  |  |
| OVERALL DIMENSIONS |       |   | SEAT DIMENSIONS |      |      | BACK DIMENSIONS |     |  |  |
| W                  | D     | H   | W               | D    | H    | W               | H   |  |  |
| IN 24.5            | 27.75 | 33.25   | 18              | 17.5 | 16.5 | 18              | 16  |  |  |
| MM 622             | 705   | 845   | 457             | 445  | 419  | 457             | 406 |  |  |
| <b>RTA 2</b>       |       | 2 per carton (pricing and specifications are for one chair) |                 |      |      |                 |     |  |  |



**Armless Chair w/Tablet and Backpack Rack**  
 COM: N/A  
 Unit weight: 27 LB | 12.3 KG  
 Carton weight: 32 LB | 14.5 KG  
 Carton volume: 16.25 FT<sup>3</sup> | 0.46 MT<sup>3</sup>

Polypropylene seat & back.  
 Does not stack.

**Specify (L) left or (R) right tablet.**

| List price         |       |              |                 |      |      |                 |     |  |  |
|--------------------|-------|--------------|-----------------|------|------|-----------------|-----|--|--|
| <b>6621TRP</b>     |       | 680          |                 |      |      |                 |     |  |  |
| <b>6621TLP</b>     |       |              |                 |      |      |                 |     |  |  |
| OVERALL DIMENSIONS |       |              | SEAT DIMENSIONS |      |      | BACK DIMENSIONS |     |  |  |
| W                  | D     | H            | W               | D    | H    | W               | H   |  |  |
| IN 24.5            | 27.75 | 33.25        | 18              | 17.5 | 16.5 | 18              | 16  |  |  |
| MM 622             | 705   | 845          | 457             | 445  | 419  | 457             | 406 |  |  |
| <b>RTA 00</b>      |       | 1 per carton |                 |      |      |                 |     |  |  |



**Armchair**  
 COM: 0.75 YD | 0.69 M  
 Unit weight: 22 LB | 10 KG  
 Carton weight: 25.25 LB | 11.45 KG  
 Carton volume: 26.75 FT<sup>3</sup> | 0.75 MT<sup>3</sup>

Upholstered seat/polypropylene back.  
 Stacks 5 high on floor.  
 Stacks 16 high on dolly.



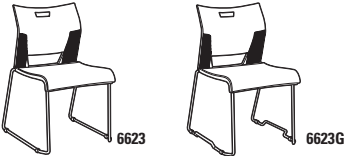


|                    | 1   | 2   | 3               | 4    | 5   | 6               | 7    | 8   | 9   | 10  | 11  | 12  |
|--------------------|-----|---|-----------------|------|-----|-----------------|------|-----|-----|-----|-----|-----|
| <b>6622</b>        | 403 | 427   | 447             | 471  | 509 | 544             | 579  | 610 | 648 | 684 | 733 | 802 |
| OVERALL DIMENSIONS |     |   | SEAT DIMENSIONS |      |     | BACK DIMENSIONS |      |     |     |     |     |     |
| W                  | D   | H   | W               | D    | H   | W               | H    |     |     |     |     |     |
| IN 25.5            | 23  | 33.25   | 18              | 17.5 | 17  | 18              | 15.5 |     |     |     |     |     |
| MM 648             | 584 | 845   | 457             | 445  | 432 | 457             | 394  |     |     |     |     |     |
| <b>RTA 00</b>      |     | 4 per carton (pricing and specifications are for one chair) |                 |      |     |                 |      |     |     |     |     |     |


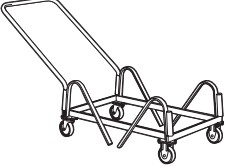













**Armchair w/Backpack Rack**  
 COM: 0.75 YD | 0.69 M  
 Unit weight: 24 LB | 10.9 KG  
 Carton weight: 29 LB | 13.15 KG  
 Carton volume: 13.25 FT<sup>3</sup> | 0.37 MT<sup>3</sup>






Upholstered seat/polypropylene back.  
 Does not stack.






|                    | 1   | 2            | 3               | 4    | 5   | 6               | 7    | 8   | 9   | 10  | 11  | 12  |
|--------------------|-----|--------------|-----------------|------|-----|-----------------|------|-----|-----|-----|-----|-----|
| <b>6622P</b>       | 566 | 590          | 610             | 634  | 672 | 707             | 742  | 773 | 811 | 847 | 896 | 965 |
| OVERALL DIMENSIONS |     |              | SEAT DIMENSIONS |      |     | BACK DIMENSIONS |      |     |     |     |     |     |
| W                  | D   | H            | W               | D    | H   | W               | H    |     |     |     |     |     |
| IN 25.5            | 23  | 33.25        | 18              | 17.5 | 17  | 18              | 15.5 |     |     |     |     |     |
| MM 648             | 584 | 845          | 457             | 445  | 432 | 457             | 394  |     |     |     |     |     |
| <b>RTA 00</b>      |     | 1 per carton |                 |      |     |                 |      |     |     |     |     |     |

| DESCRIPTION  | FEATURES   | MODEL#                                       | STANDARD TEXTILE GRADES                                     |       |       |                                 |      |     |                               |      |      |      |      |      |
|--|--|--|---|-------|-------|---------------------------------|------|-----|-------------------------------|------|------|------|------|------|
|  |  |  | 1   | 2     | 3     | 4                               | 5    | 6   | 7                             | 8    | 9    | 10   | 11   | 12   |
|  <p><b>Armchair w/Tablet</b><br/>COM: 0.75 YD   0.69 M<br/>Unit weight: 27 LB   12.3 KG<br/>Carton weight: 19 LB   8.62 KG<br/>Carton volume: 23 FT³   0.65 MT³</p>                       | Upholstered seat/polypropylene back.<br>Does not stack.<br><br>Specify (L) left or (R) right tablet. | <b>6622TR</b><br><b>6622TL</b>               | 680   | 704   | 724   | 748                             | 786  | 821 | 856                           | 887  | 925  | 961  | 1010 | 1079 |
|  |  |  | <b>OVERALL DIMENSIONS</b><br>W D H                          |       |       | <b>SEAT DIMENSIONS</b><br>W D H |      |     | <b>BACK DIMENSIONS</b><br>W H |      |      |      |      |      |
|  |  |  | IN 26.25  | 27.75 | 33.25 | 18                              | 17.5 | 17  | 18                            | 15.5 |      |      |      |      |
|  |  |  | MM 667  | 705   | 845   | 457                             | 445  | 432 | 457                           | 394  |      |      |      |      |
|  |  | <b>RTA 2</b>                                 | 2 per carton (pricing and specifications are for one chair) |       |       |                                 |      |     |                               |      |      |      |      |      |
|  <p><b>Armchair w/Tablet and Backpack Rack</b><br/>COM: 0.75 YD   0.69 M<br/>Unit weight: 32 LB   14.5 KG<br/>Carton weight: 37 LB   16.78 KG<br/>Carton volume: 16.25 FT³   0.46 MT³</p> | Upholstered seat/polypropylene back.<br>Does not stack.<br><br>Specify (L) left or (R) right tablet. | <b>6622TRP</b><br><b>6622TLP</b>             | 842   | 866   | 886   | 910                             | 948  | 983 | 1018                          | 1049 | 1087 | 1123 | 1172 | 1241 |
|  |  |  | <b>OVERALL DIMENSIONS</b><br>W D H                          |       |       | <b>SEAT DIMENSIONS</b><br>W D H |      |     | <b>BACK DIMENSIONS</b><br>W H |      |      |      |      |      |
|  |  |  | IN 26.25  | 27.75 | 33.25 | 18                              | 17.5 | 17  | 18                            | 15.5 |      |      |      |      |
|  |  |  | MM 667  | 705   | 845   | 457                             | 445  | 432 | 457                           | 394  |      |      |      |      |
|  |  | <b>RTA 00</b>                                | 1 per carton  |       |       |                                 |      |     |                               |      |      |      |      |      |
|  <p><b>Armless Chair</b><br/>COM: 0.75 YD   0.69 M<br/>Unit weight: 21 LB   9.5 KG<br/>Carton weight: 24.25 LB   11 KG<br/>Carton volume: 19.25 FT³   0.54 MT³</p>                        | Upholstered seat/polypropylene back.<br><br>Stacks 5 high on floor.<br>Stacks 16 high on dolly.      | <b>6623</b><br><br><b>6623G</b><br>Ganging   | 336   | 360   | 380   | 404                             | 442  | 477 | 512                           | 543  | 581  | 617  | 666  | 735  |
|  |  |  | <b>OVERALL DIMENSIONS</b><br>W D H                          |       |       | <b>SEAT DIMENSIONS</b><br>W D H |      |     | <b>BACK DIMENSIONS</b><br>W H |      |      |      |      |      |
|  |  |  | IN 20.5   | 23    | 33.25 | 18                              | 17.5 | 17  | 18                            | 15.5 |      |      |      |      |
|  |  |  | MM 521  | 584   | 845   | 457                             | 445  | 432 | 457                           | 394  |      |      |      |      |
|  |  | <b>RTA 00</b>                                | 4 per carton (pricing and specifications are for one chair) |       |       |                                 |      |     |                               |      |      |      |      |      |
|  <p><b>Armless Chair w/Backpack Rack</b><br/>COM: 0.75 YD   0.69 M<br/>Unit weight: 23 LB   10.5 KG<br/>Carton weight: 31 LB   14.06 KG<br/>Carton volume: 13.75 FT³   0.38 MT³</p>     | Upholstered seat/polypropylene back.<br>Does not stack.  | <b>6623P</b><br><br><b>6623GP</b><br>Ganging | 497   | 521   | 541   | 565                             | 603  | 638 | 673                           | 704  | 742  | 778  | 827  | 896  |
|  |  |  | <b>OVERALL DIMENSIONS</b><br>W D H                          |       |       | <b>SEAT DIMENSIONS</b><br>W D H |      |     | <b>BACK DIMENSIONS</b><br>W H |      |      |      |      |      |
|  |  |  | IN 20.5   | 23    | 33.25 | 18                              | 17.5 | 17  | 18                            | 15.5 |      |      |      |      |
|  |  |  | MM 521  | 584   | 845   | 457                             | 445  | 432 | 457                           | 394  |      |      |      |      |
|  |  | <b>RTA 00</b>                                | 1 per carton  |       |       |                                 |      |     |                               |      |      |      |      |      |
|  <p><b>Armless Chair w/Tablet</b><br/>COM: 0.75 YD   0.69 M<br/>Unit weight: 29 LB   13.2 KG<br/>Carton weight: 36 LB   16.33 KG<br/>Carton volume: 23 FT³   0.65 MT³</p>               | Upholstered seat/polypropylene back.<br>Does not stack.<br><br>Specify (L) left or (R) right tablet. | <b>6623TR</b><br><b>6623TL</b>               | 610   | 634   | 654   | 678                             | 716  | 751 | 786                           | 817  | 855  | 891  | 940  | 1009 |
|  |  |  | <b>OVERALL DIMENSIONS</b><br>W D H                          |       |       | <b>SEAT DIMENSIONS</b><br>W D H |      |     | <b>BACK DIMENSIONS</b><br>W H |      |      |      |      |      |
|  |  |  | IN 24.5   | 27.75 | 33.25 | 18                              | 17.5 | 17  | 18                            | 15.5 |      |      |      |      |
|  |  |  | MM 622  | 705   | 845   | 457                             | 445  | 432 | 457                           | 394  |      |      |      |      |
|  |  | <b>RTA 2</b>                                 | 2 per carton (pricing and specifications are for one chair) |       |       |                                 |      |     |                               |      |      |      |      |      |








| DESCRIPTION   | FEATURES   | MODEL#                    | STANDARD TEXTILE GRADES |              |  |             |           |                        |             |     |      |      |      |      |
|---|--|---------------------------|-------------------------|--------------|--|-------------|-----------|------------------------|-------------|-----|------|------|------|------|
|   |  |                           | 1                       | 2            | 3  | 4           | 5         | 6                      | 7           | 8   | 9    | 10   | 11   | 12   |
|  <p><b>Armless Chair w/Tablet and Backpack Rack</b><br/>                     COM: 0.75 YD   0.69 M<br/>                     Unit weight: 30 LB   13.6 KG<br/>                     Carton weight: 35 LB   15.88 KG<br/>                     Carton volume: 16.25 FT³   0.46 MT³</p> | Upholstered seat/polypropylene back.<br>Does not stack.<br><br>Specify (L) left or (R) right tablet. | 6623TRP<br>6623TLP        | 774                     | 798          | 818  | 842         | 880       | 915                    | 950         | 981 | 1019 | 1055 | 1104 | 1173 |
|   |  | <b>OVERALL DIMENSIONS</b> |                         |              | <b>SEAT DIMENSIONS</b>   |             |           | <b>BACK DIMENSIONS</b> |             |     |      |      |      |      |
|   |  | <b>W</b>                  | <b>D</b>                | <b>H</b>     | <b>W</b>   | <b>D</b>    | <b>H</b>  | <b>W</b>               | <b>H</b>    |     |      |      |      |      |
|   |  | IN 24.5<br>MM 622         | 27.75<br>705            | 33.25<br>845 | 18<br>457  | 17.5<br>445 | 17<br>432 | 18<br>457              | 15.5<br>394 |     |      |      |      |      |
|   |  | RTA 00                    |                         |              | 1 per carton   |             |           |                        |             |     |      |      |      |      |
| List price  |  |                           |                         |              |  |             |           |                        |             |     |      |      |      |      |
| 6624 810  |  |                           |                         |              |  |             |           |                        |             |     |      |      |      |      |
|  <p><b>Dolly</b><br/>                     COM: N/A<br/>                     Unit weight: 33 LB   15 KG<br/>                     Carton weight: 40 LB   18.14 KG<br/>                     Carton volume: 9.5 FT³   0.26 MT³</p>   |  | 6624                      | 810                     |              |  |             |           |                        |             |     |      |      |      |      |
|   |  | <b>OVERALL DIMENSIONS</b> |                         |              | <b>SEAT DIMENSIONS</b>   |             |           | <b>BACK DIMENSIONS</b> |             |     |      |      |      |      |
|   |  | <b>W</b>                  | <b>D</b>                | <b>H</b>     | <b>W</b>   | <b>D</b>    | <b>H</b>  | <b>W</b>               | <b>H</b>    |     |      |      |      |      |
|   |  | IN 22.5<br>MM 572         | 51<br>1295              | 38.25<br>972 | -  | -           | -         | -                      | -           |     |      |      |      |      |
|   |  | RTA 1                     |                         |              | 1 per carton   |             |           |                        |             |     |      |      |      |      |
| List price  |  |                           |                         |              |  |             |           |                        |             |     |      |      |      |      |
| 6626 20   |  |                           |                         |              |  |             |           |                        |             |     |      |      |      |      |
|  <p><b>Ganging Clamps - Set of 2</b><br/>                     COM: N/A<br/>                     Unit weight: 0.25 LB   0.1 KG<br/>                     Carton weight: 0.3 LB   0.14 KG<br/>                     Carton volume: 0.04 FT³   0.001 MT³</p>                            | For amchairs and models without<br>built in ganging device (G).                                      | 6626                      | 20                      |              |  |             |           |                        |             |     |      |      |      |      |
|   |  | <b>OVERALL DIMENSIONS</b> |                         |              | <b>SEAT DIMENSIONS</b>   |             |           | <b>BACK DIMENSIONS</b> |             |     |      |      |      |      |
|   |  | <b>W</b>                  | <b>D</b>                | <b>H</b>     | <b>W</b>   | <b>D</b>    | <b>H</b>  | <b>W</b>               | <b>H</b>    |     |      |      |      |      |
|   |  | IN 1<br>MM 25             | 6.5<br>165              | 0.75<br>19   | -  | -           | -         | -                      | -           |     |      |      |      |      |
|   |  | RTA 00                    |                         |              | Pricing is for the set, specifications are for one bracket  |             |           |                        |             |     |      |      |      |      |
|  <p><b>Armchair</b><br/>                     COM: 0.75 YD   0.69 M<br/>                     Unit weight: 24 LB   10.9 KG<br/>                     Carton weight: 27.25 LB   12.36 KG<br/>                     Carton volume: 26.75 FT³   0.75 MT³</p>                            | Upholstered seat & back.<br><br>Stacks 5 high on floor.<br>Stacks 16 high on dolly.                  | 6627                      | 454                     | 478          | 498  | 522         | 560       | 595                    | 630         | 661 | 699  | 735  | 784  | 853  |
|   |  | <b>OVERALL DIMENSIONS</b> |                         |              | <b>SEAT DIMENSIONS</b>   |             |           | <b>BACK DIMENSIONS</b> |             |     |      |      |      |      |
|   |  | <b>W</b>                  | <b>D</b>                | <b>H</b>     | <b>W</b>   | <b>D</b>    | <b>H</b>  | <b>W</b>               | <b>H</b>    |     |      |      |      |      |
|   |  | IN 25.5<br>MM 648         | 23<br>584               | 33.25<br>845 | 18<br>457  | 17<br>432   | 17<br>432 | 18<br>457              | 15.5<br>394 |     |      |      |      |      |
|   |  | RTA 00                    |                         |              | 4 per carton (pricing and specifications are for one chair)  |             |           |                        |             |     |      |      |      |      |
|  <p><b>Armchair w/Backpack Rack</b><br/>                     COM: 0.75 YD   0.69 M<br/>                     Unit weight: 26 LB   11.8 KG<br/>                     Carton weight: 31 LB   14.06 KG<br/>                     Carton volume: 13.25 FT³   0.37 MT³</p>               | Upholstered seat & back.<br>Does not stack.  | 6627P                     | 612                     | 636          | 656  | 680         | 718       | 753                    | 788         | 819 | 857  | 893  | 942  | 1011 |
|   |  | <b>OVERALL DIMENSIONS</b> |                         |              | <b>SEAT DIMENSIONS</b>   |             |           | <b>BACK DIMENSIONS</b> |             |     |      |      |      |      |
|   |  | <b>W</b>                  | <b>D</b>                | <b>H</b>     | <b>W</b>   | <b>D</b>    | <b>H</b>  | <b>W</b>               | <b>H</b>    |     |      |      |      |      |
|   |  | IN 25.5<br>MM 648         | 23<br>584               | 33.25<br>845 | 18<br>457  | 17<br>432   | 17<br>432 | 18<br>457              | 15.5<br>394 |     |      |      |      |      |
|   |  | RTA 00                    |                         |              | 1 per carton   |             |           |                        |             |     |      |      |      |      |





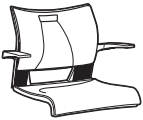






| DESCRIPTION  | FEATURES  | MODEL#                                       | STANDARD TEXTILE GRADES   |   |              |                        |           |           |                        |             |      |      |      |      |
|--|---|--|---------------------------|---|--------------|------------------------|-----------|-----------|------------------------|-------------|------|------|------|------|
|  |   |  | 1                         | 2   | 3            | 4                      | 5         | 6         | 7                      | 8           | 9    | 10   | 11   | 12   |
|  <p><b>Armchair w/Tablet</b><br/>COM: 0.75 YD   0.69 M<br/>Unit weight: 32 LB   14.5 KG<br/>Carton weight: 38 LB   17.24 KG<br/>Carton volume: 16 FT<sup>3</sup>   0.45 MT<sup>3</sup></p>  | Upholstered seat & back.<br>Does not stack.<br><br><b>Specify (L) left or (R) right tablet.</b> | <b>6627TR</b><br><b>6627TL</b>               | 728                       | 752   | 772          | 796                    | 834       | 869       | 904                    | 935         | 973  | 1009 | 1058 | 1127 |
|  |   |  | <b>OVERALL DIMENSIONS</b> |   |              | <b>SEAT DIMENSIONS</b> |           |           | <b>BACK DIMENSIONS</b> |             |      |      |      |      |
|  |   |  | <b>W</b>                  | <b>D</b>  | <b>H</b>     | <b>W</b>               | <b>D</b>  | <b>H</b>  | <b>W</b>               | <b>H</b>    |      |      |      |      |
|  |   |  | IN 26.25<br>MM 667        | 27.75<br>705  | 33.25<br>845 | 18<br>457              | 17<br>432 | 17<br>432 | 18<br>457              | 15.5<br>394 |      |      |      |      |
|  |   |  | <b>RTA 2</b>              | 2 per carton (pricing and specifications are for one chair) |              |                        |           |           |                        |             |      |      |      |      |
|  <p><b>Armchair w/Tablet and Backpack Rack</b><br/>COM: 0.75 YD   0.69 M<br/>Unit weight: 34 LB   15.5 KG<br/>Carton weight: 39 LB   17.69 KG<br/>Carton volume: 16.25 FT<sup>3</sup>   0.46 MT<sup>3</sup></p>   | Upholstered seat & back.<br>Does not stack.<br><br><b>Specify (L) left or (R) right tablet.</b> | <b>6627TRP</b><br><b>6627TLP</b>             | 890                       | 914   | 934          | 958                    | 996       | 1031      | 1066                   | 1097        | 1135 | 1171 | 1220 | 1289 |
|  |   |  | <b>OVERALL DIMENSIONS</b> |   |              | <b>SEAT DIMENSIONS</b> |           |           | <b>BACK DIMENSIONS</b> |             |      |      |      |      |
|  |   |  | <b>W</b>                  | <b>D</b>  | <b>H</b>     | <b>W</b>               | <b>D</b>  | <b>H</b>  | <b>W</b>               | <b>H</b>    |      |      |      |      |
|  |   |  | IN 26.25<br>MM 667        | 27.75<br>705  | 33.25<br>845 | 18<br>457              | 17<br>432 | 17<br>432 | 18<br>457              | 15.5<br>394 |      |      |      |      |
|  |   |  | <b>RTA 00</b>             | 1 per carton  |              |                        |           |           |                        |             |      |      |      |      |
|   <p><b>Armless Chair</b><br/>COM: 0.75 YD   0.69 M<br/>Unit weight: 23 LB   10.5 KG<br/>Carton weight: 26.25 LB   11.91 KG<br/>Carton volume: 19.25 FT<sup>3</sup>   0.54 MT<sup>3</sup></p>                  | Upholstered seat & back.<br><br>Stacks 5 high on floor.<br>Stacks 16 high on dolly.             | <b>6628</b><br><br><b>6628G</b><br>Ganging   | 383                       | 407   | 427          | 451                    | 489       | 524       | 559                    | 590         | 628  | 664  | 713  | 782  |
|  |   |  | <b>OVERALL DIMENSIONS</b> |   |              | <b>SEAT DIMENSIONS</b> |           |           | <b>BACK DIMENSIONS</b> |             |      |      |      |      |
|  |   |  | <b>W</b>                  | <b>D</b>  | <b>H</b>     | <b>W</b>               | <b>D</b>  | <b>H</b>  | <b>W</b>               | <b>H</b>    |      |      |      |      |
|  |   |  | IN 20.5<br>MM 521         | 23<br>584   | 33.25<br>845 | 18<br>457              | 17<br>432 | 17<br>432 | 18<br>457              | 15.5<br>394 |      |      |      |      |
|  |   |  | <b>RTA 00</b>             | 4 per carton (pricing and specifications are for one chair) |              |                        |           |           |                        |             |      |      |      |      |
|   <p><b>Armless Chair w/Backpack Rack</b><br/>COM: 0.75 YD   0.69 M<br/>Unit weight: 25 LB   11.4 KG<br/>Carton weight: 30 LB   13.61 KG<br/>Carton volume: 11.25 FT<sup>3</sup>   0.31 MT<sup>3</sup></p> | Upholstered seat & back.<br>Does not stack.   | <b>6628P</b><br><br><b>6628GP</b><br>Ganging | 546                       | 570   | 590          | 614                    | 652       | 687       | 722                    | 753         | 791  | 827  | 876  | 945  |
|  |   |  | <b>OVERALL DIMENSIONS</b> |   |              | <b>SEAT DIMENSIONS</b> |           |           | <b>BACK DIMENSIONS</b> |             |      |      |      |      |
|  |   |  | <b>W</b>                  | <b>D</b>  | <b>H</b>     | <b>W</b>               | <b>D</b>  | <b>H</b>  | <b>W</b>               | <b>H</b>    |      |      |      |      |
|  |   |  | IN 20.5<br>MM 521         | 23<br>584   | 33.25<br>845 | 18<br>457              | 17<br>432 | 17<br>432 | 18<br>457              | 15.5<br>394 |      |      |      |      |
|  |   |  | <b>RTA 00</b>             | 1 per carton  |              |                        |           |           |                        |             |      |      |      |      |
|  <p><b>Armless Chair w/Tablet</b><br/>COM: 0.75 YD   0.69 M<br/>Unit weight: 31 LB   14.1 KG<br/>Carton weight: 38 LB   17.24 KG<br/>Carton volume: 23 FT<sup>3</sup>   0.65 MT<sup>3</sup></p>   | Upholstered seat & back.<br>Does not stack.<br><br><b>Specify (L) left or (R) right tablet.</b> | <b>6628TR</b><br><b>6628TL</b>               | 660                       | 684   | 704          | 728                    | 766       | 801       | 836                    | 867         | 905  | 941  | 990  | 1059 |
|  |   |  | <b>OVERALL DIMENSIONS</b> |   |              | <b>SEAT DIMENSIONS</b> |           |           | <b>BACK DIMENSIONS</b> |             |      |      |      |      |
|  |   |  | <b>W</b>                  | <b>D</b>  | <b>H</b>     | <b>W</b>               | <b>D</b>  | <b>H</b>  | <b>W</b>               | <b>H</b>    |      |      |      |      |
|  |   |  | IN 24.5<br>MM 622         | 27.75<br>705  | 33.25<br>845 | 18<br>457              | 17<br>432 | 17<br>432 | 18<br>457              | 15.5<br>394 |      |      |      |      |
|  |   |  | <b>RTA 2</b>              | 2 per carton (pricing and specifications are for one chair) |              |                        |           |           |                        |             |      |      |      |      |


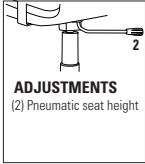

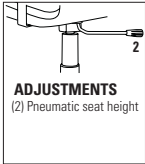

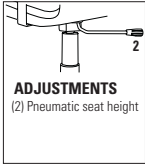

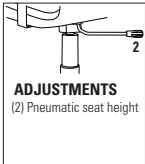

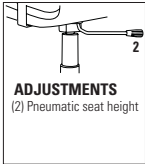
| DESCRIPTION   | FEATURES  | MODEL#                           | STANDARD TEXTILE GRADES |   |       |                 |      |      |                 |      |      |      |             |      |  |  |  |
|---|---|----------------------------------|-------------------------|---|-------|-----------------|------|------|-----------------|------|------|------|-------------|------|--|--|--|
|   |   |                                  | 1                       | 2   | 3     | 4               | 5    | 6    | 7               | 8    | 9    | 10   | 11          | 12   |  |  |  |
|  <p><b>Armless Chair w/Tablet and Backpack Rack</b><br/>                     COM: 0.75 YD   0.69 M<br/>                     Unit weight: 33 LB   15 KG<br/>                     Carton weight: 38 LB   17.24 KG<br/>                     Carton volume: 16.25 FT³   0.46 MT³</p> | Upholstered seat & back.<br>Does not stack.<br><br><b>Specify (L) left or (R) right tablet.</b> | <b>6628TRP</b><br><b>6628TLP</b> | 822                     | 846   | 866   | 890             | 928  | 963  | 998             | 1029 | 1067 | 1103 | 1152        | 1221 |  |  |  |
|   |   |                                  | OVERALL DIMENSIONS      |   |       | SEAT DIMENSIONS |      |      | BACK DIMENSIONS |      |      |      |             |      |  |  |  |
|   |   |                                  | W                       | D   | H     | W               | D    | H    | W               | H    |      |      |             |      |  |  |  |
|   |   |                                  | IN 24.5                 | 27.75   | 33.25 | 18              | 17   | 17   | 18              | 15.5 |      |      |             |      |  |  |  |
|   |   |                                  | MM 622                  | 705   | 845   | 457             | 432  | 432  | 457             | 394  |      |      |             |      |  |  |  |
|   |   | <b>RTA 00</b>                    |                         | 1 per carton  |       |                 |      |      |                 |      |      |      |             |      |  |  |  |
| List price  |   |                                  |                         |   |       |                 |      |      |                 |      |      |      | <b>6630</b> | 504  |  |  |  |
|  <p><b>Bar Stool w/Arms</b><br/>                     COM: N/A<br/>                     Unit weight: 27 LB   12.3 KG<br/>                     Carton weight: 30 LB   13.61 KG<br/>                     Carton volume: 21.5 FT³   0.6 MT³</p>                                      | Polypropylene seat & back.<br>Stacks 5 high on floor.   | <b>6630</b>                      |                         |   |       |                 |      |      |                 |      |      |      |             |      |  |  |  |
|   |   |                                  | OVERALL DIMENSIONS      |   |       | SEAT DIMENSIONS |      |      | BACK DIMENSIONS |      |      |      |             |      |  |  |  |
|   |   |                                  | W                       | D   | H     | W               | D    | H    | W               | H    |      |      |             |      |  |  |  |
|   |   |                                  | IN 25.5                 | 23.5  | 45    | 18              | 17.5 | 29.5 | 18              | 16   |      |      |             |      |  |  |  |
|   |   |                                  | MM 648                  | 597   | 1143  | 457             | 445  | 749  | 457             | 406  |      |      |             |      |  |  |  |
|   |   | <b>RTA 00</b>                    |                         | 2 per carton (pricing and specifications are for one chair) |       |                 |      |      |                 |      |      |      |             |      |  |  |  |
| List price  |   |                                  |                         |   |       |                 |      |      |                 |      |      |      | <b>6631</b> | 436  |  |  |  |
|  <p><b>Armless Bar Stool</b><br/>                     COM: N/A<br/>                     Unit weight: 26 LB   11.8 KG<br/>                     Carton weight: 30.5 LB   13.83 KG<br/>                     Carton volume: 18.25 FT³   0.51 MT³</p>                                 | Polypropylene seat & back.<br>Stacks 12 high on floor.  | <b>6631</b>                      |                         |   |       |                 |      |      |                 |      |      |      |             |      |  |  |  |
|   |   |                                  | OVERALL DIMENSIONS      |   |       | SEAT DIMENSIONS |      |      | BACK DIMENSIONS |      |      |      |             |      |  |  |  |
|   |   |                                  | W                       | D   | H     | W               | D    | H    | W               | H    |      |      |             |      |  |  |  |
|   |   |                                  | IN 20.75                | 23.5  | 45    | 18              | 17.5 | 29.5 | 18              | 16   |      |      |             |      |  |  |  |
|   |   |                                  | MM 527                  | 597   | 1143  | 457             | 445  | 749  | 457             | 406  |      |      |             |      |  |  |  |
|   |   | <b>RTA 00</b>                    |                         | 2 per carton (pricing and specifications are for one chair) |       |                 |      |      |                 |      |      |      |             |      |  |  |  |
| List price  |   |                                  |                         |   |       |                 |      |      |                 |      |      |      | <b>6632</b> | 998  |  |  |  |
|  <p><b>Bar Stool w/Arms</b><br/>                     COM: 0.75 YD   0.69 M<br/>                     Unit weight: 28 LB   12.7 KG<br/>                     Carton weight: 31 LB   14.06 KG<br/>                     Carton volume: 21.5 FT³   0.6 MT³</p>                       | Upholstered seat/polypropylene back.<br>Stacks 5 high on floor.                                 | <b>6632</b>                      | 599                     | 623   | 643   | 667             | 705  | 740  | 775             | 806  | 844  | 880  | 929         | 998  |  |  |  |
|   |   |                                  | OVERALL DIMENSIONS      |   |       | SEAT DIMENSIONS |      |      | BACK DIMENSIONS |      |      |      |             |      |  |  |  |
|   |   |                                  | W                       | D   | H     | W               | D    | H    | W               | H    |      |      |             |      |  |  |  |
|   |   |                                  | IN 25.5                 | 23.5  | 45    | 18              | 17.5 | 30   | 18              | 15.5 |      |      |             |      |  |  |  |
|   |   |                                  | MM 648                  | 597   | 1143  | 457             | 445  | 762  | 457             | 394  |      |      |             |      |  |  |  |
|   |   | <b>RTA 00</b>                    |                         | 2 per carton (pricing and specifications are for one chair) |       |                 |      |      |                 |      |      |      |             |      |  |  |  |
| List price  |   |                                  |                         |   |       |                 |      |      |                 |      |      |      | <b>6633</b> | 927  |  |  |  |
|  <p><b>Armless Bar Stool</b><br/>                     COM: 0.75 YD   0.69 M<br/>                     Unit weight: 27 LB   12.3 KG<br/>                     Carton weight: 31.5 LB   14.29 KG<br/>                     Carton volume: 18.25 FT³   0.51 MT³</p>                  | Upholstered seat/polypropylene back.<br>Stacks 5 high on floor.                                 | <b>6633</b>                      | 528                     | 552   | 572   | 596             | 634  | 669  | 704             | 735  | 773  | 809  | 858         | 927  |  |  |  |
|   |   |                                  | OVERALL DIMENSIONS      |   |       | SEAT DIMENSIONS |      |      | BACK DIMENSIONS |      |      |      |             |      |  |  |  |
|   |   |                                  | W                       | D   | H     | W               | D    | H    | W               | H    |      |      |             |      |  |  |  |
|   |   |                                  | IN 20.75                | 23.5  | 45    | 18              | 17.5 | 30   | 18              | 15.5 |      |      |             |      |  |  |  |
|   |   |                                  | MM 527                  | 597   | 1143  | 457             | 445  | 762  | 457             | 394  |      |      |             |      |  |  |  |
|   |   | <b>RTA 00</b>                    |                         | 2 per carton (pricing and specifications are for one chair) |       |                 |      |      |                 |      |      |      |             |      |  |  |  |


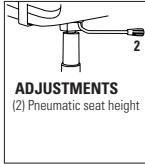

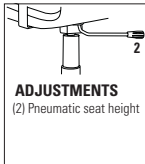

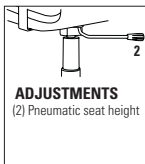


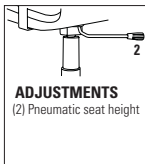

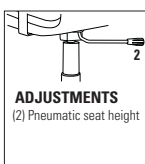
| DESCRIPTION   | FEATURES  | MODEL#     | STANDARD TEXTILE GRADES   |      |      |                 |      |      |                 |      |     |     |     |      |  |  |  |
|---|---|------------|---|------|------|-----------------|------|------|-----------------|------|-----|-----|-----|------|--|--|--|
|   |   |            | 1   | 2    | 3    | 4               | 5    | 6    | 7               | 8    | 9   | 10  | 11  | 12   |  |  |  |
|  <p><b>Bar Stool w/Arms</b><br/>COM: 0.75 YD   0.69 M<br/>Unit weight: 28.5 LB   13 KG<br/>Carton weight: 31.5 LB   14.29 KG<br/>Carton volume: 21.5 FT³   0.6 MT³</p>     | Upholstered seat & back.<br>Stacks 3 high on floor.             | 6637       | 648   | 672  | 692  | 716             | 754  | 789  | 824             | 855  | 893 | 929 | 978 | 1047 |  |  |  |
|   |   |            | OVERALL DIMENSIONS  |      |      | SEAT DIMENSIONS |      |      | BACK DIMENSIONS |      |     |     |     |      |  |  |  |
|   |   |            | W   | D    | H    | W               | D    | H    | W               | H    |     |     |     |      |  |  |  |
|   |   |            | IN 25.5   | 23.5 | 45   | 18              | 17   | 30   | 18              | 15.5 |     |     |     |      |  |  |  |
|   |   |            | MM 648  | 597  | 1143 | 457             | 432  | 762  | 457             | 394  |     |     |     |      |  |  |  |
|   |   |            | <b>RTA 00</b> 2 per carton (pricing and specifications are for one chair) |      |      |                 |      |      |                 |      |     |     |     |      |  |  |  |
|  <p><b>Armless Bar Stool</b><br/>COM: 0.75 YD   0.69 M<br/>Unit weight: 27.5 LB   12.5 KG<br/>Carton weight: 32 LB   14.51 KG<br/>Carton volume: 18.25 FT³   0.51 MT³</p>  | Upholstered seat & back.<br>Stacks 3 high on floor.             | 6638       | 579   | 603  | 623  | 647             | 685  | 720  | 755             | 786  | 824 | 860 | 909 | 978  |  |  |  |
|   |   |            | OVERALL DIMENSIONS  |      |      | SEAT DIMENSIONS |      |      | BACK DIMENSIONS |      |     |     |     |      |  |  |  |
|   |   |            | W   | D    | H    | W               | D    | H    | W               | H    |     |     |     |      |  |  |  |
|   |   |            | IN 20.75  | 23.5 | 45   | 18              | 17   | 30   | 18              | 15.5 |     |     |     |      |  |  |  |
|   |   |            | MM 527  | 597  | 1143 | 457             | 432  | 762  | 457             | 394  |     |     |     |      |  |  |  |
|   |   |            | <b>RTA 00</b> 2 per carton (pricing and specifications are for one chair) |      |      |                 |      |      |                 |      |     |     |     |      |  |  |  |
|  <p><b>Counter Stool w/Arms</b><br/>COM: N/A<br/>Unit weight: 22 LB   10 KG<br/>Carton weight: 25 LB   11.34 KG<br/>Carton volume: 21.5 FT³   0.6 MT³</p>                  | Polypropylene seat & back.<br>Stacks 5 high on floor.           | List price |   |      |      |                 |      |      |                 |      |     |     |     |      |  |  |  |
|   |   | 6660       | 471   |      |      |                 |      |      |                 |      |     |     |     |      |  |  |  |
|   |   |            | OVERALL DIMENSIONS  |      |      | SEAT DIMENSIONS |      |      | BACK DIMENSIONS |      |     |     |     |      |  |  |  |
|   |   |            | W   | D    | H    | W               | D    | H    | W               | H    |     |     |     |      |  |  |  |
|   |   |            | IN 25.5   | 23.5 | 39.5 | 18              | 17.5 | 24   | 18              | 16   |     |     |     |      |  |  |  |
| MM 648  | 597   | 1003       | 457   | 445  | 610  | 457             | 406  |      |                 |      |     |     |     |      |  |  |  |
|   |   |            | <b>RTA 00</b> 2 per carton (pricing and specifications are for one chair) |      |      |                 |      |      |                 |      |     |     |     |      |  |  |  |
|  <p><b>Armless Counter Stool</b><br/>COM: N/A<br/>Unit weight: 21 LB   9.5 KG<br/>Carton weight: 25.5 LB   11.57 KG<br/>Carton volume: 18.25 FT³   0.51 MT³</p>          | Polypropylene seat & back.<br>Stacks 12 high on floor.          | List price |   |      |      |                 |      |      |                 |      |     |     |     |      |  |  |  |
|   |   | 6661       | 403   |      |      |                 |      |      |                 |      |     |     |     |      |  |  |  |
|   |   |            | OVERALL DIMENSIONS  |      |      | SEAT DIMENSIONS |      |      | BACK DIMENSIONS |      |     |     |     |      |  |  |  |
|   |   |            | W   | D    | H    | W               | D    | H    | W               | H    |     |     |     |      |  |  |  |
|   |   |            | IN 20.75  | 23.5 | 39.5 | 18              | 17.5 | 24   | 18              | 16   |     |     |     |      |  |  |  |
| MM 527  | 597   | 1003       | 457   | 445  | 610  | 457             | 406  |      |                 |      |     |     |     |      |  |  |  |
|   |   |            | <b>RTA 00</b> 2 per carton (pricing and specifications are for one chair) |      |      |                 |      |      |                 |      |     |     |     |      |  |  |  |
|  <p><b>Counter Stool w/Arms</b><br/>COM: 0.75 YD   0.69 M<br/>Unit weight: 23 LB   10.5 KG<br/>Carton weight: 26 LB   11.79 KG<br/>Carton volume: 21.5 FT³   0.6 MT³</p> | Upholstered seat/polypropylene back.<br>Stacks 5 high on floor. | 6662       | 566   | 590  | 610  | 634             | 672  | 707  | 742             | 773  | 811 | 847 | 896 | 965  |  |  |  |
|   |   |            | OVERALL DIMENSIONS  |      |      | SEAT DIMENSIONS |      |      | BACK DIMENSIONS |      |     |     |     |      |  |  |  |
|   |   |            | W   | D    | H    | W               | D    | H    | W               | H    |     |     |     |      |  |  |  |
|   |   |            | IN 25.5   | 23.5 | 39.5 | 18              | 17.5 | 24.5 | 18              | 15.5 |     |     |     |      |  |  |  |
|   |   |            | MM 648  | 597  | 1003 | 457             | 445  | 622  | 457             | 394  |     |     |     |      |  |  |  |
|   |   |            | <b>RTA 00</b> 2 per carton (pricing and specifications are for one chair) |      |      |                 |      |      |                 |      |     |     |     |      |  |  |  |


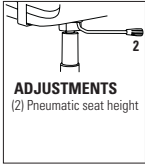

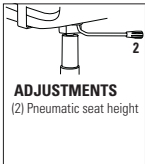









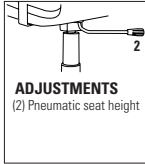


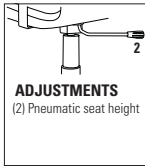

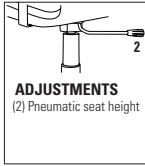

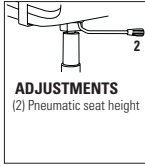

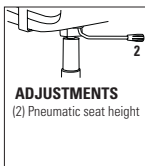

| DESCRIPTION   | FEATURES  | MODEL#        | STANDARD TEXTILE GRADES   |   |          |                        |          |          |                        |          |     |     |     |      |
|---|---|---------------|---|---|----------|------------------------|----------|----------|------------------------|----------|-----|-----|-----|------|
|   |   |               | 1   | 2   | 3        | 4                      | 5        | 6        | 7                      | 8        | 9   | 10  | 11  | 12   |
|  <p><b>Armless Counter Stool</b><br/>COM: 0.75 YD   0.69 M<br/>Unit weight: 22 LB   10 KG<br/>Carton weight: 26.5 LB   12.02 KG<br/>Carton volume: 18.25 FT³   0.51 MT³</p>    | Upholstered seat/polypropylene back.<br>Stacks 5 high on floor.       | 6663          | 497   | 521   | 541      | 565                    | 603      | 638      | 673                    | 704      | 742 | 778 | 827 | 896  |
|   |   |               | <b>OVERALL DIMENSIONS</b>   |   |          | <b>SEAT DIMENSIONS</b> |          |          | <b>BACK DIMENSIONS</b> |          |     |     |     |      |
|   |   |               | <b>W</b>  | <b>D</b>  | <b>H</b> | <b>W</b>               | <b>D</b> | <b>H</b> | <b>W</b>               | <b>H</b> |     |     |     |      |
|   |   |               | IN 20.75  | 23.5  | 39.5     | 18                     | 17.5     | 24.5     | 18                     | 15.5     |     |     |     |      |
|   |   |               | MM 527  | 597   | 1003     | 457                    | 445      | 622      | 457                    | 394      |     |     |     |      |
|   |   | <b>RTA 00</b> | 2 per carton (pricing and specifications are for one chair)                         |   |          |                        |          |          |                        |          |     |     |     |      |
|  <p><b>Counter Stool w/Arms</b><br/>COM: 0.75 YD   0.69 M<br/>Unit weight: 23.5 LB   10.7 KG<br/>Carton weight: 26.5 LB   12.02 KG<br/>Carton volume: 21.5 FT³   0.6 MT³</p>   | Upholstered seat & back.<br>Stacks 3 high on floor.                   | 6667          | 612   | 636   | 656      | 680                    | 718      | 753      | 788                    | 819      | 857 | 893 | 942 | 1011 |
|   |   |               | <b>OVERALL DIMENSIONS</b>   |   |          | <b>SEAT DIMENSIONS</b> |          |          | <b>BACK DIMENSIONS</b> |          |     |     |     |      |
|   |   |               | <b>W</b>  | <b>D</b>  | <b>H</b> | <b>W</b>               | <b>D</b> | <b>H</b> | <b>W</b>               | <b>H</b> |     |     |     |      |
|   |   |               | IN 25.5   | 23.5  | 39.5     | 18                     | 17       | 24.5     | 18                     | 15.5     |     |     |     |      |
|   |   |               | MM 648  | 597   | 1003     | 457                    | 432      | 622      | 457                    | 394      |     |     |     |      |
|   |   | <b>RTA 00</b> | 2 per carton (pricing and specifications are for one chair)                         |   |          |                        |          |          |                        |          |     |     |     |      |
|  <p><b>Armless Counter Stool</b><br/>COM: 0.75 YD   0.69 M<br/>Unit weight: 22.5 LB   10.2 KG<br/>Carton weight: 25.5 LB   11.57 KG<br/>Carton volume: 17.5 FT³   0.49 MT³</p> | Upholstered seat & back.<br>Stacks 3 high on floor.                   | 6668          | 546   | 570   | 590      | 614                    | 652      | 687      | 722                    | 753      | 791 | 827 | 876 | 945  |
|   |   |               | <b>OVERALL DIMENSIONS</b>   |   |          | <b>SEAT DIMENSIONS</b> |          |          | <b>BACK DIMENSIONS</b> |          |     |     |     |      |
|   |   |               | <b>W</b>  | <b>D</b>  | <b>H</b> | <b>W</b>               | <b>D</b> | <b>H</b> | <b>W</b>               | <b>H</b> |     |     |     |      |
|   |   |               | IN 20.75  | 23.5  | 39.5     | 18                     | 17       | 24.5     | 18                     | 15.5     |     |     |     |      |
|   |   |               | MM 527  | 597   | 1003     | 457                    | 432      | 622      | 457                    | 394      |     |     |     |      |
|   |   | <b>RTA 00</b> | 2 per carton (pricing and specifications are for one chair)                         |   |          |                        |          |          |                        |          |     |     |     |      |
|   |   |               | List price  |   |          |                        |          |          |                        |          |     |     |     |      |
|  <p><b>Seat Unit w/Arms</b><br/>COM: N/A<br/>Unit weight: 17 LB   7.7 KG<br/>Carton weight: 19 LB   8.62 KG<br/>Carton volume: 9.75 FT³   0.27 MT³</p>                       | Polypropylene seat & back.<br><br>Use with beam.<br>See Beam Seating. | 6690          | 407   |   |          |                        |          |          |                        |          |     |     |     |      |
|   |   |               | <b>OVERALL DIMENSIONS</b>   |   |          | <b>SEAT DIMENSIONS</b> |          |          | <b>BACK DIMENSIONS</b> |          |     |     |     |      |
|   |   |               | <b>W</b>  | <b>D</b>  | <b>H</b> | <b>W</b>               | <b>D</b> | <b>H</b> | <b>W</b>               | <b>H</b> |     |     |     |      |
|   |   |               | IN 25.5   | 21  | 18       | 18                     | 17.5     | -        | 18                     | 16       |     |     |     |      |
|   |   |               | MM 648  | 533   | 457      | 457                    | 445      | -        | 457                    | 406      |     |     |     |      |
|   |   | <b>RTA 00</b> |  | 2 per carton (pricing and specifications are for one seat unit) |          |                        |          |          |                        |          |     |     |     |      |
|   |   |               | List price  |   |          |                        |          |          |                        |          |     |     |     |      |
|  <p><b>Armless Seat Unit</b><br/>COM: N/A<br/>Unit weight: 16 LB   7.3 KG<br/>Carton weight: 18 LB   8.16 KG<br/>Carton volume: 6.5 FT³   0.18 MT³</p>                       | Polypropylene seat & back.<br><br>Use with beam.<br>See Beam Seating. | 6691          | 338   |   |          |                        |          |          |                        |          |     |     |     |      |
|   |   |               | <b>OVERALL DIMENSIONS</b>   |   |          | <b>SEAT DIMENSIONS</b> |          |          | <b>BACK DIMENSIONS</b> |          |     |     |     |      |
|   |   |               | <b>W</b>  | <b>D</b>  | <b>H</b> | <b>W</b>               | <b>D</b> | <b>H</b> | <b>W</b>               | <b>H</b> |     |     |     |      |
|   |   |               | IN 18   | 21  | 18       | 18                     | 17.5     | -        | 18                     | 16       |     |     |     |      |
|   |   |               | MM 457  | 533   | 457      | 457                    | 445      | -        | 457                    | 406      |     |     |     |      |
|   |   | <b>RTA 00</b> |  | 2 per carton (pricing and specifications are for one seat unit) |          |                        |          |          |                        |          |     |     |     |      |


| DESCRIPTION  | FEATURES  | MODEL#   | STANDARD TEXTILE GRADES   |   |   |                        |             |          |                        |             |     |     |     |     |  |
|--|---|--|---------------------------|---|---|------------------------|-------------|----------|------------------------|-------------|-----|-----|-----|-----|--|
|  |   |  | 1                         | 2   | 3   | 4                      | 5           | 6        | 7                      | 8           | 9   | 10  | 11  | 12  |  |
|  <p><b>Seat Unit w/Arms</b><br/>COM: 0.75 YD   0.69 M<br/>Unit weight: 17 LB   7.7 KG<br/>Carton weight: 19 LB   8.62 KG<br/>Carton volume: 9.75 FT³   0.27 MT³</p>   | Upholstered seat/polypropylene back.<br><br>Use with beam.<br>See Beam Seating.   | <b>6692</b>  | 499                       | 523   | 543   | 567                    | 605         | 640      | 675                    | 706         | 744 | 780 | 829 | 898 |  |
|  |   |  | <b>OVERALL DIMENSIONS</b> |   |   | <b>SEAT DIMENSIONS</b> |             |          | <b>BACK DIMENSIONS</b> |             |     |     |     |     |  |
|  |   |  | <b>W</b>                  | <b>D</b>  | <b>H</b>  | <b>W</b>               | <b>D</b>    | <b>H</b> | <b>W</b>               | <b>H</b>    |     |     |     |     |  |
|  |   |  | IN 25.5<br>MM 648         | 21<br>533   | 18<br>457   | 18<br>457              | 17.5<br>445 | -<br>-   | 18<br>457              | 15.5<br>394 |     |     |     |     |  |
|  |   |  | <b>RTA 00</b>             |    | 2 per carton (pricing and specifications are for one seat unit) |                        |             |          |                        |             |     |     |     |     |  |
|  <p><b>Armless Seat Unit</b><br/>COM: 0.75 YD   0.69 M<br/>Unit weight: 17 LB   7.7 KG<br/>Carton weight: 19 LB   8.62 KG<br/>Carton volume: 6.5 FT³   0.18 MT³</p>   | Upholstered seat/polypropylene back.<br><br>Use with beam.<br>See Beam Seating.   | <b>6693</b>  | 432                       | 456   | 476   | 500                    | 538         | 573      | 608                    | 639         | 677 | 713 | 762 | 831 |  |
|  |   |  | <b>OVERALL DIMENSIONS</b> |   |   | <b>SEAT DIMENSIONS</b> |             |          | <b>BACK DIMENSIONS</b> |             |     |     |     |     |  |
|  |   |  | <b>W</b>                  | <b>D</b>  | <b>H</b>  | <b>W</b>               | <b>D</b>    | <b>H</b> | <b>W</b>               | <b>H</b>    |     |     |     |     |  |
|  |   |  | IN 18<br>MM 457           | 21<br>533   | 18<br>457   | 18<br>457              | 17.5<br>445 | -<br>-   | 18<br>457              | 15.5<br>394 |     |     |     |     |  |
|  |   |  | <b>RTA 00</b>             |    | 2 per carton (pricing and specifications are for one seat unit) |                        |             |          |                        |             |     |     |     |     |  |
|  <p><b>Seat Unit w/Arms</b><br/>COM: 0.75 YD   0.69 M<br/>Unit weight: 18 LB   8.2 KG<br/>Carton weight: 20 LB   9.07 KG<br/>Carton volume: 9.75 FT³   0.27 MT³</p>   | Upholstered seat & back.<br><br>Use with beam.<br>See Beam Seating.   | <b>6697</b>  | 550                       | 574   | 594   | 618                    | 656         | 691      | 726                    | 757         | 795 | 831 | 880 | 949 |  |
|  |   |  | <b>OVERALL DIMENSIONS</b> |   |   | <b>SEAT DIMENSIONS</b> |             |          | <b>BACK DIMENSIONS</b> |             |     |     |     |     |  |
|  |   |  | <b>W</b>                  | <b>D</b>  | <b>H</b>  | <b>W</b>               | <b>D</b>    | <b>H</b> | <b>W</b>               | <b>H</b>    |     |     |     |     |  |
|  |   |  | IN 25.5<br>MM 648         | 21<br>533   | 18<br>457   | 18<br>457              | 17<br>432   | -<br>-   | 18<br>457              | 15.5<br>394 |     |     |     |     |  |
|  |   |  | <b>RTA 00</b>             |  | 2 per carton (pricing and specifications are for one seat unit) |                        |             |          |                        |             |     |     |     |     |  |
|  <p><b>Armless Seat Unit</b><br/>COM: 0.75 YD   0.69 M<br/>Unit weight: 17 LB   7.7 KG<br/>Carton weight: 19 LB   8.62 KG<br/>Carton volume: 6.5 FT³   0.18 MT³</p> | Upholstered seat & back.<br><br>Use with beam.<br>See Beam Seating.   | <b>6698</b>  | 482                       | 506   | 526   | 550                    | 588         | 623      | 658                    | 689         | 727 | 763 | 812 | 881 |  |
|  |   |  | <b>OVERALL DIMENSIONS</b> |   |   | <b>SEAT DIMENSIONS</b> |             |          | <b>BACK DIMENSIONS</b> |             |     |     |     |     |  |
|  |   |  | <b>W</b>                  | <b>D</b>  | <b>H</b>  | <b>W</b>               | <b>D</b>    | <b>H</b> | <b>W</b>               | <b>H</b>    |     |     |     |     |  |
|  |   |  | IN 18<br>MM 457           | 21<br>533   | 18<br>457   | 18<br>457              | 17<br>432   | -<br>-   | 18<br>457              | 15.5<br>394 |     |     |     |     |  |
|  |   |  | <b>RTA 00</b>             |  | 2 per carton (pricing and specifications are for one seat unit) |                        |             |          |                        |             |     |     |     |     |  |
|  <p><b>Task w/Arms</b><br/>COM: N/A<br/>Unit weight: 27 LB   12.3 KG<br/>Carton weight: 32 LB   14.51 KG<br/>Carton volume: 9.75 FT³   0.27 MT³</p>                 |  <p><b>ADJUSTMENTS</b><br/>(2) Pneumatic seat height</p> | Polypropylene seat & back.<br><br>Ergonomic features: C, M | List price                |   |   |                        |             |          |                        |             |     |     |     |     |  |
|  |   |  | <b>6720</b>               | 541   |   |                        |             |          |                        |             |     |     |     |     |  |
|  |   |  | <b>OVERALL DIMENSIONS</b> |   |   | <b>SEAT DIMENSIONS</b> |             |          | <b>BACK DIMENSIONS</b> |             |     |     |     |     |  |
|  |   |  | <b>W</b>                  | <b>D</b>  | <b>H</b>  | <b>W</b>               | <b>D</b>    | <b>H</b> | <b>W</b>               | <b>H</b>    |     |     |     |     |  |
| IN 25.5<br>MM 648  | 21.5<br>546   | 32.5<br>826  | 18<br>457                 | 17.5<br>445   | 14-19<br>356-483  | 18<br>457              | 16<br>406   |          |                        |             |     |     |     |     |  |
|  |   |  | <b>RTA 1</b>              |  | 1 per carton  |                        |             |          |                        |             |     |     |     |     |  |


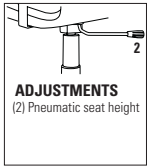




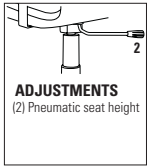


| DESCRIPTION   | FEATURES  | MODEL#  | STANDARD TEXTILE GRADES |                    |      |           |                 |     |  |                 |  |   |   |   |   |   |   |   |   |    |      |      |       |    |      |           |    |    |    |     |     |     |     |     |         |     |     |  |
|---|---|---|-------------------------|--------------------|------|-----------|-----------------|-----|--|-----------------|--|---|---|---|---|---|---|---|---|----|------|------|-------|----|------|-----------|----|----|----|-----|-----|-----|-----|-----|---------|-----|-----|--|
|  <p><b>Task w/Arms Pedestal Base</b><br/>COM: N/A<br/>Unit weight: 27 LB   12.3 KG<br/>Carton weight: 37 LB   16.78 KG<br/>Carton volume: 10.75 FT<sup>3</sup>   0.3 MT<sup>3</sup></p>            |  <p><b>ADJUSTMENTS</b><br/>(2) Pneumatic seat height</p>   | <p>List price</p> <p><b>6720PB</b> 769</p>  |                         |                    |      |           |                 |     |  |                 |  |   |   |   |   |   |   |   |   |    |      |      |       |    |      |           |    |    |    |     |     |     |     |     |         |     |     |  |
|   |   | <table border="1"> <thead> <tr> <th rowspan="2"></th> <th colspan="3">OVERALL DIMENSIONS</th> <th colspan="3">SEAT DIMENSIONS</th> <th colspan="2">BACK DIMENSIONS</th> </tr> <tr> <th>W</th> <th>D</th> <th>H</th> <th>W</th> <th>D</th> <th>H</th> <th>W</th> <th>H</th> </tr> </thead> <tbody> <tr> <td>IN</td> <td>25.5</td> <td>21.5</td> <td>33</td> <td>18</td> <td>17.5</td> <td>16-18</td> <td>18</td> <td>16</td> </tr> <tr> <td>MM</td> <td>648</td> <td>546</td> <td>838</td> <td>457</td> <td>445</td> <td>406-457</td> <td>457</td> <td>406</td> </tr> </tbody> </table>        |                         | OVERALL DIMENSIONS |      |           | SEAT DIMENSIONS |     |  | BACK DIMENSIONS |  | W | D | H | W | D | H | W | H | IN | 25.5 | 21.5 | 33    | 18 | 17.5 | 16-18     | 18 | 16 | MM | 648 | 546 | 838 | 457 | 445 | 406-457 | 457 | 406 |  |
|   |   |   |                         | OVERALL DIMENSIONS |      |           | SEAT DIMENSIONS |     |  | BACK DIMENSIONS |  |   |   |   |   |   |   |   |   |    |      |      |       |    |      |           |    |    |    |     |     |     |     |     |         |     |     |  |
| W   | D   |   | H                       | W                  | D    | H         | W               | H   |  |                 |  |   |   |   |   |   |   |   |   |    |      |      |       |    |      |           |    |    |    |     |     |     |     |     |         |     |     |  |
| IN  | 25.5  | 21.5  | 33                      | 18                 | 17.5 | 16-18     | 18              | 16  |  |                 |  |   |   |   |   |   |   |   |   |    |      |      |       |    |      |           |    |    |    |     |     |     |     |     |         |     |     |  |
| MM  | 648   | 546   | 838                     | 457                | 445  | 406-457   | 457             | 406 |  |                 |  |   |   |   |   |   |   |   |   |    |      |      |       |    |      |           |    |    |    |     |     |     |     |     |         |     |     |  |
| <p><b>RTA 1</b> 1 per carton</p>  |   |   |                         |                    |      |           |                 |     |  |                 |  |   |   |   |   |   |   |   |   |    |      |      |       |    |      |           |    |    |    |     |     |     |     |     |         |     |     |  |
|  <p><b>Task w/Arms and Tablet</b><br/>COM: N/A<br/>Unit weight: 33 LB   15 KG<br/>Carton weight: 40 LB   18.14 KG<br/>Carton volume: 15.75 FT<sup>3</sup>   0.44 MT<sup>3</sup></p>                |  <p><b>ADJUSTMENTS</b><br/>(2) Pneumatic seat height</p>   | <p>List price</p> <p><b>6720TR</b> 815<br/><b>6720TL</b></p>  |                         |                    |      |           |                 |     |  |                 |  |   |   |   |   |   |   |   |   |    |      |      |       |    |      |           |    |    |    |     |     |     |     |     |         |     |     |  |
|   |   | <table border="1"> <thead> <tr> <th rowspan="2"></th> <th colspan="3">OVERALL DIMENSIONS</th> <th colspan="3">SEAT DIMENSIONS</th> <th colspan="2">BACK DIMENSIONS</th> </tr> <tr> <th>W</th> <th>D</th> <th>H</th> <th>W</th> <th>D</th> <th>H</th> <th>W</th> <th>H</th> </tr> </thead> <tbody> <tr> <td>IN</td> <td>26.5</td> <td>25.5</td> <td>33.25</td> <td>18</td> <td>17.5</td> <td>14.5-19.5</td> <td>18</td> <td>16</td> </tr> <tr> <td>MM</td> <td>673</td> <td>648</td> <td>845</td> <td>457</td> <td>445</td> <td>368-495</td> <td>457</td> <td>406</td> </tr> </tbody> </table> |                         | OVERALL DIMENSIONS |      |           | SEAT DIMENSIONS |     |  | BACK DIMENSIONS |  | W | D | H | W | D | H | W | H | IN | 26.5 | 25.5 | 33.25 | 18 | 17.5 | 14.5-19.5 | 18 | 16 | MM | 673 | 648 | 845 | 457 | 445 | 368-495 | 457 | 406 |  |
|   |   |   |                         | OVERALL DIMENSIONS |      |           | SEAT DIMENSIONS |     |  | BACK DIMENSIONS |  |   |   |   |   |   |   |   |   |    |      |      |       |    |      |           |    |    |    |     |     |     |     |     |         |     |     |  |
| W   | D   |   | H                       | W                  | D    | H         | W               | H   |  |                 |  |   |   |   |   |   |   |   |   |    |      |      |       |    |      |           |    |    |    |     |     |     |     |     |         |     |     |  |
| IN  | 26.5  | 25.5  | 33.25                   | 18                 | 17.5 | 14.5-19.5 | 18              | 16  |  |                 |  |   |   |   |   |   |   |   |   |    |      |      |       |    |      |           |    |    |    |     |     |     |     |     |         |     |     |  |
| MM  | 673   | 648   | 845                     | 457                | 445  | 368-495   | 457             | 406 |  |                 |  |   |   |   |   |   |   |   |   |    |      |      |       |    |      |           |    |    |    |     |     |     |     |     |         |     |     |  |
| <p><b>RTA 00</b> 1 per carton</p> <p><b>Specify (L) left or (R) right tablet.</b></p>   |   |   |                         |                    |      |           |                 |     |  |                 |  |   |   |   |   |   |   |   |   |    |      |      |       |    |      |           |    |    |    |     |     |     |     |     |         |     |     |  |
|  <p><b>Task w/Arms and Tablet Pedestal Base</b><br/>COM: N/A<br/>Unit weight: 36 LB   16.4 KG<br/>Carton weight: 45 LB   20.41 KG<br/>Carton volume: 10.75 FT<sup>3</sup>   0.3 MT<sup>3</sup></p> |  <p><b>ADJUSTMENTS</b><br/>(2) Pneumatic seat height</p>   | <p>List price</p> <p><b>6720TRPB</b> 1043<br/><b>6720TLPB</b></p>   |                         |                    |      |           |                 |     |  |                 |  |   |   |   |   |   |   |   |   |    |      |      |       |    |      |           |    |    |    |     |     |     |     |     |         |     |     |  |
|   |   | <table border="1"> <thead> <tr> <th rowspan="2"></th> <th colspan="3">OVERALL DIMENSIONS</th> <th colspan="3">SEAT DIMENSIONS</th> <th colspan="2">BACK DIMENSIONS</th> </tr> <tr> <th>W</th> <th>D</th> <th>H</th> <th>W</th> <th>D</th> <th>H</th> <th>W</th> <th>H</th> </tr> </thead> <tbody> <tr> <td>IN</td> <td>26.5</td> <td>25.5</td> <td>33</td> <td>18</td> <td>17.5</td> <td>16-18</td> <td>18</td> <td>16</td> </tr> <tr> <td>MM</td> <td>673</td> <td>648</td> <td>838</td> <td>457</td> <td>445</td> <td>406-457</td> <td>457</td> <td>406</td> </tr> </tbody> </table>        |                         | OVERALL DIMENSIONS |      |           | SEAT DIMENSIONS |     |  | BACK DIMENSIONS |  | W | D | H | W | D | H | W | H | IN | 26.5 | 25.5 | 33    | 18 | 17.5 | 16-18     | 18 | 16 | MM | 673 | 648 | 838 | 457 | 445 | 406-457 | 457 | 406 |  |
|   |   |   |                         | OVERALL DIMENSIONS |      |           | SEAT DIMENSIONS |     |  | BACK DIMENSIONS |  |   |   |   |   |   |   |   |   |    |      |      |       |    |      |           |    |    |    |     |     |     |     |     |         |     |     |  |
| W   | D   |   | H                       | W                  | D    | H         | W               | H   |  |                 |  |   |   |   |   |   |   |   |   |    |      |      |       |    |      |           |    |    |    |     |     |     |     |     |         |     |     |  |
| IN  | 26.5  | 25.5  | 33                      | 18                 | 17.5 | 16-18     | 18              | 16  |  |                 |  |   |   |   |   |   |   |   |   |    |      |      |       |    |      |           |    |    |    |     |     |     |     |     |         |     |     |  |
| MM  | 673   | 648   | 838                     | 457                | 445  | 406-457   | 457             | 406 |  |                 |  |   |   |   |   |   |   |   |   |    |      |      |       |    |      |           |    |    |    |     |     |     |     |     |         |     |     |  |
| <p><b>RTA 1</b> 1 per carton</p> <p><b>Specify (L) left or (R) right tablet.</b></p>  |   |   |                         |                    |      |           |                 |     |  |                 |  |   |   |   |   |   |   |   |   |    |      |      |       |    |      |           |    |    |    |     |     |     |     |     |         |     |     |  |
|  <p><b>Task Armless</b><br/>COM: N/A<br/>Unit weight: 26 LB   11.8 KG<br/>Carton weight: 31 LB   14.06 KG<br/>Carton volume: 9.75 FT<sup>3</sup>   0.27 MT<sup>3</sup></p>                       |  <p><b>ADJUSTMENTS</b><br/>(2) Pneumatic seat height</p> | <p>List price</p> <p><b>6721</b> 468</p>  |                         |                    |      |           |                 |     |  |                 |  |   |   |   |   |   |   |   |   |    |      |      |       |    |      |           |    |    |    |     |     |     |     |     |         |     |     |  |
|   |   | <table border="1"> <thead> <tr> <th rowspan="2"></th> <th colspan="3">OVERALL DIMENSIONS</th> <th colspan="3">SEAT DIMENSIONS</th> <th colspan="2">BACK DIMENSIONS</th> </tr> <tr> <th>W</th> <th>D</th> <th>H</th> <th>W</th> <th>D</th> <th>H</th> <th>W</th> <th>H</th> </tr> </thead> <tbody> <tr> <td>IN</td> <td>18</td> <td>21.5</td> <td>32.5</td> <td>18</td> <td>17.5</td> <td>14-19</td> <td>18</td> <td>16</td> </tr> <tr> <td>MM</td> <td>457</td> <td>546</td> <td>826</td> <td>457</td> <td>445</td> <td>356-483</td> <td>457</td> <td>406</td> </tr> </tbody> </table>        |                         | OVERALL DIMENSIONS |      |           | SEAT DIMENSIONS |     |  | BACK DIMENSIONS |  | W | D | H | W | D | H | W | H | IN | 18   | 21.5 | 32.5  | 18 | 17.5 | 14-19     | 18 | 16 | MM | 457 | 546 | 826 | 457 | 445 | 356-483 | 457 | 406 |  |
|   |   |   |                         | OVERALL DIMENSIONS |      |           | SEAT DIMENSIONS |     |  | BACK DIMENSIONS |  |   |   |   |   |   |   |   |   |    |      |      |       |    |      |           |    |    |    |     |     |     |     |     |         |     |     |  |
| W   | D   |   | H                       | W                  | D    | H         | W               | H   |  |                 |  |   |   |   |   |   |   |   |   |    |      |      |       |    |      |           |    |    |    |     |     |     |     |     |         |     |     |  |
| IN  | 18  | 21.5  | 32.5                    | 18                 | 17.5 | 14-19     | 18              | 16  |  |                 |  |   |   |   |   |   |   |   |   |    |      |      |       |    |      |           |    |    |    |     |     |     |     |     |         |     |     |  |
| MM  | 457   | 546   | 826                     | 457                | 445  | 356-483   | 457             | 406 |  |                 |  |   |   |   |   |   |   |   |   |    |      |      |       |    |      |           |    |    |    |     |     |     |     |     |         |     |     |  |
| <p><b>RTA 1</b>  1 per carton</p>  |   |   |                         |                    |      |           |                 |     |  |                 |  |   |   |   |   |   |   |   |   |    |      |      |       |    |      |           |    |    |    |     |     |     |     |     |         |     |     |  |
|  <p><b>Task Armless Pedestal Base</b><br/>COM: N/A<br/>Unit weight: 28 LB   12.7 KG<br/>Carton weight: 37 LB   16.78 KG<br/>Carton volume: 10.75 FT<sup>3</sup>   0.3 MT<sup>3</sup></p>         |  <p><b>ADJUSTMENTS</b><br/>(2) Pneumatic seat height</p> | <p>List price</p> <p><b>6721PB</b> 696</p>  |                         |                    |      |           |                 |     |  |                 |  |   |   |   |   |   |   |   |   |    |      |      |       |    |      |           |    |    |    |     |     |     |     |     |         |     |     |  |
|   |   | <table border="1"> <thead> <tr> <th rowspan="2"></th> <th colspan="3">OVERALL DIMENSIONS</th> <th colspan="3">SEAT DIMENSIONS</th> <th colspan="2">BACK DIMENSIONS</th> </tr> <tr> <th>W</th> <th>D</th> <th>H</th> <th>W</th> <th>D</th> <th>H</th> <th>W</th> <th>H</th> </tr> </thead> <tbody> <tr> <td>IN</td> <td>18</td> <td>21.5</td> <td>33</td> <td>18</td> <td>17.5</td> <td>16-18</td> <td>18</td> <td>16</td> </tr> <tr> <td>MM</td> <td>457</td> <td>546</td> <td>838</td> <td>457</td> <td>445</td> <td>406-457</td> <td>457</td> <td>406</td> </tr> </tbody> </table>          |                         | OVERALL DIMENSIONS |      |           | SEAT DIMENSIONS |     |  | BACK DIMENSIONS |  | W | D | H | W | D | H | W | H | IN | 18   | 21.5 | 33    | 18 | 17.5 | 16-18     | 18 | 16 | MM | 457 | 546 | 838 | 457 | 445 | 406-457 | 457 | 406 |  |
|   |   |   |                         | OVERALL DIMENSIONS |      |           | SEAT DIMENSIONS |     |  | BACK DIMENSIONS |  |   |   |   |   |   |   |   |   |    |      |      |       |    |      |           |    |    |    |     |     |     |     |     |         |     |     |  |
| W   | D   |   | H                       | W                  | D    | H         | W               | H   |  |                 |  |   |   |   |   |   |   |   |   |    |      |      |       |    |      |           |    |    |    |     |     |     |     |     |         |     |     |  |
| IN  | 18  | 21.5  | 33                      | 18                 | 17.5 | 16-18     | 18              | 16  |  |                 |  |   |   |   |   |   |   |   |   |    |      |      |       |    |      |           |    |    |    |     |     |     |     |     |         |     |     |  |
| MM  | 457   | 546   | 838                     | 457                | 445  | 406-457   | 457             | 406 |  |                 |  |   |   |   |   |   |   |   |   |    |      |      |       |    |      |           |    |    |    |     |     |     |     |     |         |     |     |  |
| <p><b>RTA 1</b> 1 per carton</p>  |   |   |                         |                    |      |           |                 |     |  |                 |  |   |   |   |   |   |   |   |   |    |      |      |       |    |      |           |    |    |    |     |     |     |     |     |         |     |     |  |

| DESCRIPTION   | FEATURES  | MODEL#  | STANDARD TEXTILE GRADES |             |                        |           |             |                        |      |      |      |      |      |      |   |   |   |   |   |   |   |   |   |    |    |    |                                |     |     |     |     |      |      |      |      |      |      |      |      |
|---|---|---|-------------------------|-------------|------------------------|-----------|-------------|------------------------|------|------|------|------|------|------|---|---|---|---|---|---|---|---|---|----|----|----|--------------------------------|-----|-----|-----|-----|------|------|------|------|------|------|------|------|
|  <p><b>Task Armless w/Tablet</b><br/>COM: N/A<br/>Unit weight: 32 LB   14.5 KG<br/>Carton weight: 39 LB   17.69 KG<br/>Carton volume: 15.75 FT³   0.44 MT³</p>                   |  <p><b>ADJUSTMENTS</b><br/>(2) Pneumatic seat height</p>   | List price  |                         |             |                        |           |             |                        |      |      |      |      |      |      |   |   |   |   |   |   |   |   |   |    |    |    |                                |     |     |     |     |      |      |      |      |      |      |      |      |
|   |   | <p><b>6721TR</b> 746<br/><b>6721TL</b></p>  |                         |             |                        |           |             |                        |      |      |      |      |      |      |   |   |   |   |   |   |   |   |   |    |    |    |                                |     |     |     |     |      |      |      |      |      |      |      |      |
|   |   | <b>OVERALL DIMENSIONS</b>   |                         |             | <b>SEAT DIMENSIONS</b> |           |             | <b>BACK DIMENSIONS</b> |      |      |      |      |      |      |   |   |   |   |   |   |   |   |   |    |    |    |                                |     |     |     |     |      |      |      |      |      |      |      |      |
|   |   | W   | D                       | H           | W                      | D         | H           | W                      | H    |      |      |      |      |      |   |   |   |   |   |   |   |   |   |    |    |    |                                |     |     |     |     |      |      |      |      |      |      |      |      |
| IN 23.5<br>MM 597   | 25.5<br>648   | 33.25<br>845  | 18<br>457               | 17.5<br>445 | 14.5-19.5<br>368-495   | 18<br>457 | 16<br>406   |                        |      |      |      |      |      |      |   |   |   |   |   |   |   |   |   |    |    |    |                                |     |     |     |     |      |      |      |      |      |      |      |      |
| <p><b>RTA 00</b> 1 per carton</p>   |   |   |                         |             |                        |           |             |                        |      |      |      |      |      |      |   |   |   |   |   |   |   |   |   |    |    |    |                                |     |     |     |     |      |      |      |      |      |      |      |      |
| Specify (L) left or (R) right tablet.   |   |   |                         |             |                        |           |             |                        |      |      |      |      |      |      |   |   |   |   |   |   |   |   |   |    |    |    |                                |     |     |     |     |      |      |      |      |      |      |      |      |
|  <p><b>Task Armless w/Tablet Pedestal Base</b><br/>COM: N/A<br/>Unit weight: 34 LB   15.5 KG<br/>Carton weight: 43 LB   19.5 KG<br/>Carton volume: 10.75 FT³   0.3 MT³</p>       |  <p><b>ADJUSTMENTS</b><br/>(2) Pneumatic seat height</p>   | List price  |                         |             |                        |           |             |                        |      |      |      |      |      |      |   |   |   |   |   |   |   |   |   |    |    |    |                                |     |     |     |     |      |      |      |      |      |      |      |      |
|   |   | <p><b>6721TRPB</b> 972<br/><b>6721TLPB</b></p>  |                         |             |                        |           |             |                        |      |      |      |      |      |      |   |   |   |   |   |   |   |   |   |    |    |    |                                |     |     |     |     |      |      |      |      |      |      |      |      |
|   |   | <b>OVERALL DIMENSIONS</b>   |                         |             | <b>SEAT DIMENSIONS</b> |           |             | <b>BACK DIMENSIONS</b> |      |      |      |      |      |      |   |   |   |   |   |   |   |   |   |    |    |    |                                |     |     |     |     |      |      |      |      |      |      |      |      |
|   |   | W   | D                       | H           | W                      | D         | H           | W                      | H    |      |      |      |      |      |   |   |   |   |   |   |   |   |   |    |    |    |                                |     |     |     |     |      |      |      |      |      |      |      |      |
| IN 23.5<br>MM 597   | 25.5<br>648   | 33<br>838   | 18<br>457               | 17.5<br>445 | 16-18<br>406-457       | 18<br>457 | 16<br>406   |                        |      |      |      |      |      |      |   |   |   |   |   |   |   |   |   |    |    |    |                                |     |     |     |     |      |      |      |      |      |      |      |      |
| <p><b>RTA 1</b> 1 per carton</p>  |   |   |                         |             |                        |           |             |                        |      |      |      |      |      |      |   |   |   |   |   |   |   |   |   |    |    |    |                                |     |     |     |     |      |      |      |      |      |      |      |      |
| Specify (L) left or (R) right tablet.   |   |   |                         |             |                        |           |             |                        |      |      |      |      |      |      |   |   |   |   |   |   |   |   |   |    |    |    |                                |     |     |     |     |      |      |      |      |      |      |      |      |
|  <p><b>Task w/Arms</b><br/>COM: 0.75 YD   0.69 M<br/>Unit weight: 28 LB   12.7 KG<br/>Carton weight: 33 LB   14.97 KG<br/>Carton volume: 9.75 FT³   0.27 MT³</p>                 |  <p><b>ADJUSTMENTS</b><br/>(2) Pneumatic seat height</p>   | <table border="1"> <tr> <td></td><td>1</td><td>2</td><td>3</td><td>4</td><td>5</td><td>6</td><td>7</td><td>8</td><td>9</td><td>10</td><td>11</td><td>12</td> </tr> <tr> <td><b>6722</b></td><td>631</td><td>655</td><td>675</td><td>699</td><td>737</td><td>772</td><td>807</td><td>838</td><td>876</td><td>912</td><td>961</td><td>1030</td> </tr> </table>                            |                         |             |                        |           |             |                        |      |      |      |      |      |      | 1 | 2 | 3 | 4 | 5 | 6 | 7 | 8 | 9 | 10 | 11 | 12 | <b>6722</b>                    | 631 | 655 | 675 | 699 | 737  | 772  | 807  | 838  | 876  | 912  | 961  | 1030 |
|   |   |   | 1                       | 2           | 3                      | 4         | 5           | 6                      | 7    | 8    | 9    | 10   | 11   | 12   |   |   |   |   |   |   |   |   |   |    |    |    |                                |     |     |     |     |      |      |      |      |      |      |      |      |
|   |   | <b>6722</b>   | 631                     | 655         | 675                    | 699       | 737         | 772                    | 807  | 838  | 876  | 912  | 961  | 1030 |   |   |   |   |   |   |   |   |   |    |    |    |                                |     |     |     |     |      |      |      |      |      |      |      |      |
|   |   | <b>OVERALL DIMENSIONS</b>   |                         |             | <b>SEAT DIMENSIONS</b> |           |             | <b>BACK DIMENSIONS</b> |      |      |      |      |      |      |   |   |   |   |   |   |   |   |   |    |    |    |                                |     |     |     |     |      |      |      |      |      |      |      |      |
| W   | D   | H   | W                       | D           | H                      | W         | H           |                        |      |      |      |      |      |      |   |   |   |   |   |   |   |   |   |    |    |    |                                |     |     |     |     |      |      |      |      |      |      |      |      |
| IN 25.5<br>MM 648   | 21.5<br>546   | 32.5<br>826   | 18<br>457               | 17.5<br>445 | 14.5-19.5<br>368-495   | 18<br>457 | 15.5<br>394 |                        |      |      |      |      |      |      |   |   |   |   |   |   |   |   |   |    |    |    |                                |     |     |     |     |      |      |      |      |      |      |      |      |
| <p><b>RTA 1</b>  1 per carton</p>  |   |   |                         |             |                        |           |             |                        |      |      |      |      |      |      |   |   |   |   |   |   |   |   |   |    |    |    |                                |     |     |     |     |      |      |      |      |      |      |      |      |
| Specify (L) left or (R) right tablet.   |   |   |                         |             |                        |           |             |                        |      |      |      |      |      |      |   |   |   |   |   |   |   |   |   |    |    |    |                                |     |     |     |     |      |      |      |      |      |      |      |      |
|  <p><b>Task w/Arms Pedestal Base</b><br/>COM: 0.75 YD   0.69 M<br/>Unit weight: 30 LB   13.6 KG<br/>Carton weight: 40 LB   18.14 KG<br/>Carton volume: 10.75 FT³   0.3 MT³</p> |  <p><b>ADJUSTMENTS</b><br/>(2) Pneumatic seat height</p> | <table border="1"> <tr> <td></td><td>1</td><td>2</td><td>3</td><td>4</td><td>5</td><td>6</td><td>7</td><td>8</td><td>9</td><td>10</td><td>11</td><td>12</td> </tr> <tr> <td><b>6722PB</b></td><td>859</td><td>883</td><td>903</td><td>927</td><td>965</td><td>1000</td><td>1035</td><td>1066</td><td>1104</td><td>1140</td><td>1189</td><td>1258</td> </tr> </table>                    |                         |             |                        |           |             |                        |      |      |      |      |      |      | 1 | 2 | 3 | 4 | 5 | 6 | 7 | 8 | 9 | 10 | 11 | 12 | <b>6722PB</b>                  | 859 | 883 | 903 | 927 | 965  | 1000 | 1035 | 1066 | 1104 | 1140 | 1189 | 1258 |
|   |   |   | 1                       | 2           | 3                      | 4         | 5           | 6                      | 7    | 8    | 9    | 10   | 11   | 12   |   |   |   |   |   |   |   |   |   |    |    |    |                                |     |     |     |     |      |      |      |      |      |      |      |      |
|   |   | <b>6722PB</b>   | 859                     | 883         | 903                    | 927       | 965         | 1000                   | 1035 | 1066 | 1104 | 1140 | 1189 | 1258 |   |   |   |   |   |   |   |   |   |    |    |    |                                |     |     |     |     |      |      |      |      |      |      |      |      |
|   |   | <b>OVERALL DIMENSIONS</b>   |                         |             | <b>SEAT DIMENSIONS</b> |           |             | <b>BACK DIMENSIONS</b> |      |      |      |      |      |      |   |   |   |   |   |   |   |   |   |    |    |    |                                |     |     |     |     |      |      |      |      |      |      |      |      |
| W   | D   | H   | W                       | D           | H                      | W         | H           |                        |      |      |      |      |      |      |   |   |   |   |   |   |   |   |   |    |    |    |                                |     |     |     |     |      |      |      |      |      |      |      |      |
| IN 25.5<br>MM 648   | 21.5<br>546   | 32.5<br>826   | 18<br>457               | 17.5<br>445 | 16-18<br>406-457       | 18<br>457 | 15.5<br>394 |                        |      |      |      |      |      |      |   |   |   |   |   |   |   |   |   |    |    |    |                                |     |     |     |     |      |      |      |      |      |      |      |      |
| <p><b>RTA 1</b> 1 per carton</p>  |   |   |                         |             |                        |           |             |                        |      |      |      |      |      |      |   |   |   |   |   |   |   |   |   |    |    |    |                                |     |     |     |     |      |      |      |      |      |      |      |      |
| Specify (L) left or (R) right tablet.   |   |   |                         |             |                        |           |             |                        |      |      |      |      |      |      |   |   |   |   |   |   |   |   |   |    |    |    |                                |     |     |     |     |      |      |      |      |      |      |      |      |
|  <p><b>Task w/Arms and Tablet</b><br/>COM: 0.75 YD   0.69 M<br/>Unit weight: 34 LB   15.5 KG<br/>Carton weight: 41 LB   18.6 KG<br/>Carton volume: 15.75 FT³   0.44 MT³</p>    |  <p><b>ADJUSTMENTS</b><br/>(2) Pneumatic seat height</p> | <table border="1"> <tr> <td></td><td>1</td><td>2</td><td>3</td><td>4</td><td>5</td><td>6</td><td>7</td><td>8</td><td>9</td><td>10</td><td>11</td><td>12</td> </tr> <tr> <td><b>6722TR</b><br/><b>6722TL</b></td><td>907</td><td>931</td><td>951</td><td>975</td><td>1013</td><td>1048</td><td>1083</td><td>1114</td><td>1152</td><td>1188</td><td>1237</td><td>1306</td> </tr> </table> |                         |             |                        |           |             |                        |      |      |      |      |      |      | 1 | 2 | 3 | 4 | 5 | 6 | 7 | 8 | 9 | 10 | 11 | 12 | <b>6722TR</b><br><b>6722TL</b> | 907 | 931 | 951 | 975 | 1013 | 1048 | 1083 | 1114 | 1152 | 1188 | 1237 | 1306 |
|   |   |   | 1                       | 2           | 3                      | 4         | 5           | 6                      | 7    | 8    | 9    | 10   | 11   | 12   |   |   |   |   |   |   |   |   |   |    |    |    |                                |     |     |     |     |      |      |      |      |      |      |      |      |
|   |   | <b>6722TR</b><br><b>6722TL</b>  | 907                     | 931         | 951                    | 975       | 1013        | 1048                   | 1083 | 1114 | 1152 | 1188 | 1237 | 1306 |   |   |   |   |   |   |   |   |   |    |    |    |                                |     |     |     |     |      |      |      |      |      |      |      |      |
|   |   | <b>OVERALL DIMENSIONS</b>   |                         |             | <b>SEAT DIMENSIONS</b> |           |             | <b>BACK DIMENSIONS</b> |      |      |      |      |      |      |   |   |   |   |   |   |   |   |   |    |    |    |                                |     |     |     |     |      |      |      |      |      |      |      |      |
| W   | D   | H   | W                       | D           | H                      | W         | H           |                        |      |      |      |      |      |      |   |   |   |   |   |   |   |   |   |    |    |    |                                |     |     |     |     |      |      |      |      |      |      |      |      |
| IN 26.5<br>MM 673   | 25.5<br>648   | 33.25<br>845  | 18<br>457               | 17.5<br>445 | 14.5-19.5<br>368-495   | 18<br>457 | 16<br>406   |                        |      |      |      |      |      |      |   |   |   |   |   |   |   |   |   |    |    |    |                                |     |     |     |     |      |      |      |      |      |      |      |      |
| <p><b>RTA 00</b> 1 per carton</p>   |   |   |                         |             |                        |           |             |                        |      |      |      |      |      |      |   |   |   |   |   |   |   |   |   |    |    |    |                                |     |     |     |     |      |      |      |      |      |      |      |      |
| Specify (L) left or (R) right tablet.   |   |   |                         |             |                        |           |             |                        |      |      |      |      |      |      |   |   |   |   |   |   |   |   |   |    |    |    |                                |     |     |     |     |      |      |      |      |      |      |      |      |

| DESCRIPTION   | FEATURES  | MODEL#   | STANDARD TEXTILE GRADES   |              |                      |                        |             |                      |                        |             |      |      |      |      |      |  |  |
|---|---|--|---------------------------|--------------|----------------------|------------------------|-------------|----------------------|------------------------|-------------|------|------|------|------|------|--|--|
|   |   |  | 1                         | 2            | 3                    | 4                      | 5           | 6                    | 7                      | 8           | 9    | 10   | 11   | 12   |      |  |  |
|  <p><b>Task w/Arms and Tablet Pedestal Base</b><br/>COM: 0.75 YD   0.69 M<br/>Unit weight: 36 LB   16.4 KG<br/>Carton weight: 45 LB   20.41 KG<br/>Carton volume: 10.75 FT<sup>3</sup>   0.3 MT<sup>3</sup></p>  |  <p><b>ADJUSTMENTS</b><br/>(2) Pneumatic seat height</p>   | <p>Upholstered seat/polypropylene back.<br/>Ergonomic features: C, M<br/>Specify (L) left or (R) right tablet.</p> | <b>6722TRPB</b>           | 1135         | 1159                 | 1179                   | 1203        | 1241                 | 1276                   | 1311        | 1342 | 1380 | 1416 | 1465 | 1534 |  |  |
|   |   |  | <b>6722TLPB</b>           |              |                      |                        |             |                      |                        |             |      |      |      |      |      |  |  |
|   |   |  | <b>OVERALL DIMENSIONS</b> |              |                      | <b>SEAT DIMENSIONS</b> |             |                      | <b>BACK DIMENSIONS</b> |             |      |      |      |      |      |  |  |
|   |   |  | <b>W</b>                  | <b>D</b>     | <b>H</b>             | <b>W</b>               | <b>D</b>    | <b>H</b>             | <b>W</b>               | <b>H</b>    |      |      |      |      |      |  |  |
| IN 26.5<br>MM 673   | 25.5<br>648   | 32.5<br>826  | 18<br>457                 | 17.5<br>445  | 16-18<br>406-457     | 18<br>457              | 16<br>406   |                      |                        |             |      |      |      |      |      |  |  |
|   |   |  | <b>RTA 1</b>              | 1 per carton |                      |                        |             |                      |                        |             |      |      |      |      |      |  |  |
|  <p><b>Task Armless</b><br/>COM: 0.75 YD   0.69 M<br/>Unit weight: 27 LB   12.3 KG<br/>Carton weight: 32 LB   14.51 KG<br/>Carton volume: 9.75 FT<sup>3</sup>   0.27 MT<sup>3</sup></p>                          |  <p><b>ADJUSTMENTS</b><br/>(2) Pneumatic seat height</p>   | <p>Upholstered seat/polypropylene back.<br/>Ergonomic features: C, M</p>   | <b>6723</b>               | 563          | 587                  | 607                    | 631         | 669                  | 704                    | 739         | 770  | 808  | 844  | 893  | 962  |  |  |
|   |   |  | <b>OVERALL DIMENSIONS</b> |              |                      | <b>SEAT DIMENSIONS</b> |             |                      | <b>BACK DIMENSIONS</b> |             |      |      |      |      |      |  |  |
|   |   |  | <b>W</b>                  | <b>D</b>     | <b>H</b>             | <b>W</b>               | <b>D</b>    | <b>H</b>             | <b>W</b>               | <b>H</b>    |      |      |      |      |      |  |  |
|   |   |  | IN 18<br>MM 457           | 21.5<br>546  | 32.5<br>826          | 18<br>457              | 17.5<br>445 | 14.5-19.5<br>368-495 | 18<br>457              | 15.5<br>394 |      |      |      |      |      |  |  |
|   |   |  | <b>RTA 1</b>              | 1 per carton |                      |                        |             |                      |                        |             |      |      |      |      |      |  |  |
|  <p><b>Task Armless Pedestal Base</b><br/>COM: 0.75 YD   0.69 M<br/>Unit weight: 29 LB   13.2 KG<br/>Carton weight: 38 LB   17.24 KG<br/>Carton volume: 10.75 FT<sup>3</sup>   0.3 MT<sup>3</sup></p>            |  <p><b>ADJUSTMENTS</b><br/>(2) Pneumatic seat height</p>   | <p>Upholstered seat/polypropylene back.<br/>Ergonomic features: C, M</p>   | <b>6723PB</b>             | 792          | 816                  | 836                    | 860         | 898                  | 933                    | 968         | 999  | 1037 | 1073 | 1122 | 1191 |  |  |
|   |   |  | <b>OVERALL DIMENSIONS</b> |              |                      | <b>SEAT DIMENSIONS</b> |             |                      | <b>BACK DIMENSIONS</b> |             |      |      |      |      |      |  |  |
|   |   |  | <b>W</b>                  | <b>D</b>     | <b>H</b>             | <b>W</b>               | <b>D</b>    | <b>H</b>             | <b>W</b>               | <b>H</b>    |      |      |      |      |      |  |  |
|   |   |  | IN 18<br>MM 457           | 21.5<br>546  | 32.5<br>826          | 18<br>457              | 17.5<br>445 | 16-18<br>406-457     | 18<br>457              | 15.5<br>394 |      |      |      |      |      |  |  |
|   |   |  | <b>RTA 1</b>              | 1 per carton |                      |                        |             |                      |                        |             |      |      |      |      |      |  |  |
|  <p><b>Task Armless w/Tablet</b><br/>COM: 0.75 YD   0.69 M<br/>Unit weight: 34 LB   15.5 KG<br/>Carton weight: 41 LB   18.6 KG<br/>Carton volume: 15.75 FT<sup>3</sup>   0.44 MT<sup>3</sup></p>               |  <p><b>ADJUSTMENTS</b><br/>(2) Pneumatic seat height</p> | <p>Upholstered seat/polypropylene back.<br/>Ergonomic features: C, M<br/>Specify (L) left or (R) right tablet.</p> | <b>6723TR</b>             | 839          | 863                  | 883                    | 907         | 945                  | 980                    | 1015        | 1046 | 1084 | 1120 | 1169 | 1238 |  |  |
|   |   |  | <b>6723TL</b>             |              |                      |                        |             |                      |                        |             |      |      |      |      |      |  |  |
|   |   |  | <b>OVERALL DIMENSIONS</b> |              |                      | <b>SEAT DIMENSIONS</b> |             |                      | <b>BACK DIMENSIONS</b> |             |      |      |      |      |      |  |  |
|   |   |  | <b>W</b>                  | <b>D</b>     | <b>H</b>             | <b>W</b>               | <b>D</b>    | <b>H</b>             | <b>W</b>               | <b>H</b>    |      |      |      |      |      |  |  |
| IN 23.5<br>MM 597   | 25.5<br>648   | 33.25<br>845   | 18<br>457                 | 17.5<br>445  | 14.5-19.5<br>368-495 | 18<br>457              | 16<br>406   |                      |                        |             |      |      |      |      |      |  |  |
|   |   |  | <b>RTA 00</b>             | 1 per carton |                      |                        |             |                      |                        |             |      |      |      |      |      |  |  |
|  <p><b>Task Armless w/Tablet Pedestal Base</b><br/>COM: 0.75 YD   0.69 M<br/>Unit weight: 36 LB   16.4 KG<br/>Carton weight: 45 LB   20.41 KG<br/>Carton volume: 10.75 FT<sup>3</sup>   0.3 MT<sup>3</sup></p> |  <p><b>ADJUSTMENTS</b><br/>(2) Pneumatic seat height</p> | <p>Upholstered seat/polypropylene back.<br/>Ergonomic features: C, M<br/>Specify (L) left or (R) right tablet.</p> | <b>6723TRPB</b>           | 1066         | 1090                 | 1110                   | 1134        | 1172                 | 1207                   | 1242        | 1273 | 1311 | 1347 | 1396 | 1465 |  |  |
|   |   |  | <b>6723TLPB</b>           |              |                      |                        |             |                      |                        |             |      |      |      |      |      |  |  |
|   |   |  | <b>OVERALL DIMENSIONS</b> |              |                      | <b>SEAT DIMENSIONS</b> |             |                      | <b>BACK DIMENSIONS</b> |             |      |      |      |      |      |  |  |
|   |   |  | <b>W</b>                  | <b>D</b>     | <b>H</b>             | <b>W</b>               | <b>D</b>    | <b>H</b>             | <b>W</b>               | <b>H</b>    |      |      |      |      |      |  |  |
| IN 23.5<br>MM 597   | 25.5<br>648   | 32.5<br>826  | 18<br>457                 | 17.5<br>445  | 16-18<br>406-457     | 18<br>457              | 16<br>406   |                      |                        |             |      |      |      |      |      |  |  |
|   |   |  | <b>RTA 1</b>              | 1 per carton |                      |                        |             |                      |                        |             |      |      |      |      |      |  |  |

| DESCRIPTION  | FEATURES  | MODEL#  | STANDARD TEXTILE GRADES   |      |       |                 |     |           |                 |      |   |    |    |    |                    |  |  |                 |  |  |                 |  |  |   |   |   |   |   |   |   |   |         |      |       |    |    |           |    |      |        |     |     |     |     |         |     |     |
|--|---|---|---|------|-------|-----------------|-----|-----------|-----------------|------|---|----|----|----|--------------------|--|--|-----------------|--|--|-----------------|--|--|---|---|---|---|---|---|---|---|---------|------|-------|----|----|-----------|----|------|--------|-----|-----|-----|-----|---------|-----|-----|
|  |   |   | 1   | 2    | 3     | 4               | 5   | 6         | 7               | 8    | 9 | 10 | 11 | 12 |                    |  |  |                 |  |  |                 |  |  |   |   |   |   |   |   |   |   |         |      |       |    |    |           |    |      |        |     |     |     |     |         |     |     |
|  <p><b>Task w/Arms</b><br/>COM: 0.75 YD   0.69 M<br/>Unit weight: 29 LB   13.2 KG<br/>Carton weight: 34 LB   15.42 KG<br/>Carton volume: 9.75 FT³   0.27 MT³</p>                            |  <p><b>ADJUSTMENTS</b><br/>(2) Pneumatic seat height</p>   | <p>Upholstered seat &amp; back.<br/>Ergonomic features: C, M</p>  | <table border="1"> <tr> <th colspan="3">OVERALL DIMENSIONS</th> <th colspan="3">SEAT DIMENSIONS</th> <th colspan="3">BACK DIMENSIONS</th> </tr> <tr> <th>W</th><th>D</th><th>H</th> <th>W</th><th>D</th><th>H</th> <th>W</th><th>H</th> </tr> <tr> <td>IN 25.5</td><td>21.5</td><td>32.5</td> <td>18</td><td>17</td><td>14.5-19.5</td> <td>18</td><td>15.5</td> </tr> <tr> <td>MM 648</td><td>546</td><td>826</td> <td>457</td><td>432</td><td>368-495</td> <td>457</td><td>394</td> </tr> </table> |      |       |                 |     |           |                 |      |   |    |    |    | OVERALL DIMENSIONS |  |  | SEAT DIMENSIONS |  |  | BACK DIMENSIONS |  |  | W | D | H | W | D | H | W | H | IN 25.5 | 21.5 | 32.5  | 18 | 17 | 14.5-19.5 | 18 | 15.5 | MM 648 | 546 | 826 | 457 | 432 | 368-495 | 457 | 394 |
|  |   |   | OVERALL DIMENSIONS  |      |       | SEAT DIMENSIONS |     |           | BACK DIMENSIONS |      |   |    |    |    |                    |  |  |                 |  |  |                 |  |  |   |   |   |   |   |   |   |   |         |      |       |    |    |           |    |      |        |     |     |     |     |         |     |     |
|  |   |   | W   | D    | H     | W               | D   | H         | W               | H    |   |    |    |    |                    |  |  |                 |  |  |                 |  |  |   |   |   |   |   |   |   |   |         |      |       |    |    |           |    |      |        |     |     |     |     |         |     |     |
|  |   |   | IN 25.5   | 21.5 | 32.5  | 18              | 17  | 14.5-19.5 | 18              | 15.5 |   |    |    |    |                    |  |  |                 |  |  |                 |  |  |   |   |   |   |   |   |   |   |         |      |       |    |    |           |    |      |        |     |     |     |     |         |     |     |
|  |   |   | MM 648  | 546  | 826   | 457             | 432 | 368-495   | 457             | 394  |   |    |    |    |                    |  |  |                 |  |  |                 |  |  |   |   |   |   |   |   |   |   |         |      |       |    |    |           |    |      |        |     |     |     |     |         |     |     |
| <p><b>6727</b>    683   707   727   751   789   824   859   890   928   964   1013   1082</p>  |   |   |   |      |       |                 |     |           |                 |      |   |    |    |    |                    |  |  |                 |  |  |                 |  |  |   |   |   |   |   |   |   |   |         |      |       |    |    |           |    |      |        |     |     |     |     |         |     |     |
| <p><b>RTA 1</b>     1 per carton</p>  |   |   |   |      |       |                 |     |           |                 |      |   |    |    |    |                    |  |  |                 |  |  |                 |  |  |   |   |   |   |   |   |   |   |         |      |       |    |    |           |    |      |        |     |     |     |     |         |     |     |
|  <p><b>Task w/Arms Pedestal Base</b><br/>COM: 0.75 YD   0.69 M<br/>Unit weight: 31 LB   14.1 KG<br/>Carton weight: 40 LB   18.14 KG<br/>Carton volume: 10.75 FT³   0.3 MT³</p>              |  <p><b>ADJUSTMENTS</b><br/>(2) Pneumatic seat height</p>   | <p>Upholstered seat &amp; back.<br/>Ergonomic features: C, M</p>  | <table border="1"> <tr> <th colspan="3">OVERALL DIMENSIONS</th> <th colspan="3">SEAT DIMENSIONS</th> <th colspan="3">BACK DIMENSIONS</th> </tr> <tr> <th>W</th><th>D</th><th>H</th> <th>W</th><th>D</th><th>H</th> <th>W</th><th>H</th> </tr> <tr> <td>IN 25.5</td><td>21.5</td><td>32.5</td> <td>18</td><td>17</td><td>16-18</td> <td>18</td><td>15.5</td> </tr> <tr> <td>MM 648</td><td>546</td><td>826</td> <td>457</td><td>432</td><td>406-457</td> <td>457</td><td>394</td> </tr> </table>     |      |       |                 |     |           |                 |      |   |    |    |    | OVERALL DIMENSIONS |  |  | SEAT DIMENSIONS |  |  | BACK DIMENSIONS |  |  | W | D | H | W | D | H | W | H | IN 25.5 | 21.5 | 32.5  | 18 | 17 | 16-18     | 18 | 15.5 | MM 648 | 546 | 826 | 457 | 432 | 406-457 | 457 | 394 |
|  |   |   | OVERALL DIMENSIONS  |      |       | SEAT DIMENSIONS |     |           | BACK DIMENSIONS |      |   |    |    |    |                    |  |  |                 |  |  |                 |  |  |   |   |   |   |   |   |   |   |         |      |       |    |    |           |    |      |        |     |     |     |     |         |     |     |
|  |   |   | W   | D    | H     | W               | D   | H         | W               | H    |   |    |    |    |                    |  |  |                 |  |  |                 |  |  |   |   |   |   |   |   |   |   |         |      |       |    |    |           |    |      |        |     |     |     |     |         |     |     |
|  |   |   | IN 25.5   | 21.5 | 32.5  | 18              | 17  | 16-18     | 18              | 15.5 |   |    |    |    |                    |  |  |                 |  |  |                 |  |  |   |   |   |   |   |   |   |   |         |      |       |    |    |           |    |      |        |     |     |     |     |         |     |     |
|  |   |   | MM 648  | 546  | 826   | 457             | 432 | 406-457   | 457             | 394  |   |    |    |    |                    |  |  |                 |  |  |                 |  |  |   |   |   |   |   |   |   |   |         |      |       |    |    |           |    |      |        |     |     |     |     |         |     |     |
| <p><b>6727PB</b>    909   933   953   977   1015   1050   1085   1116   1154   1190   1239   1308</p>  |   |   |   |      |       |                 |     |           |                 |      |   |    |    |    |                    |  |  |                 |  |  |                 |  |  |   |   |   |   |   |   |   |   |         |      |       |    |    |           |    |      |        |     |     |     |     |         |     |     |
| <p><b>RTA 1</b>    1 per carton</p>  |   |   |   |      |       |                 |     |           |                 |      |   |    |    |    |                    |  |  |                 |  |  |                 |  |  |   |   |   |   |   |   |   |   |         |      |       |    |    |           |    |      |        |     |     |     |     |         |     |     |
|  <p><b>Task w/Arms and Tablet</b><br/>COM: 0.75 YD   0.69 M<br/>Unit weight: 35 LB   15.9 KG<br/>Carton weight: 42 LB   19.05 KG<br/>Carton volume: 15.75 FT³   0.44 MT³</p>                |  <p><b>ADJUSTMENTS</b><br/>(2) Pneumatic seat height</p>   | <p>Upholstered seat &amp; back.<br/>Ergonomic features: C, M<br/><b>Specify (L) left or (R) right tablet.</b></p> | <table border="1"> <tr> <th colspan="3">OVERALL DIMENSIONS</th> <th colspan="3">SEAT DIMENSIONS</th> <th colspan="3">BACK DIMENSIONS</th> </tr> <tr> <th>W</th><th>D</th><th>H</th> <th>W</th><th>D</th><th>H</th> <th>W</th><th>H</th> </tr> <tr> <td>IN 26.5</td><td>25.5</td><td>33.25</td> <td>18</td><td>17</td><td>14.5-19.5</td> <td>18</td><td>16</td> </tr> <tr> <td>MM 673</td><td>648</td><td>845</td> <td>457</td><td>432</td><td>368-495</td> <td>457</td><td>406</td> </tr> </table>  |      |       |                 |     |           |                 |      |   |    |    |    | OVERALL DIMENSIONS |  |  | SEAT DIMENSIONS |  |  | BACK DIMENSIONS |  |  | W | D | H | W | D | H | W | H | IN 26.5 | 25.5 | 33.25 | 18 | 17 | 14.5-19.5 | 18 | 16   | MM 673 | 648 | 845 | 457 | 432 | 368-495 | 457 | 406 |
|  |   |   | OVERALL DIMENSIONS  |      |       | SEAT DIMENSIONS |     |           | BACK DIMENSIONS |      |   |    |    |    |                    |  |  |                 |  |  |                 |  |  |   |   |   |   |   |   |   |   |         |      |       |    |    |           |    |      |        |     |     |     |     |         |     |     |
|  |   |   | W   | D    | H     | W               | D   | H         | W               | H    |   |    |    |    |                    |  |  |                 |  |  |                 |  |  |   |   |   |   |   |   |   |   |         |      |       |    |    |           |    |      |        |     |     |     |     |         |     |     |
|  |   |   | IN 26.5   | 25.5 | 33.25 | 18              | 17  | 14.5-19.5 | 18              | 16   |   |    |    |    |                    |  |  |                 |  |  |                 |  |  |   |   |   |   |   |   |   |   |         |      |       |    |    |           |    |      |        |     |     |     |     |         |     |     |
|  |   |   | MM 673  | 648  | 845   | 457             | 432 | 368-495   | 457             | 406  |   |    |    |    |                    |  |  |                 |  |  |                 |  |  |   |   |   |   |   |   |   |   |         |      |       |    |    |           |    |      |        |     |     |     |     |         |     |     |
| <p><b>6727TR</b>    957   981   1001   1025   1063   1098   1133   1164   1202   1238   1287   1356</p>  |   |   |   |      |       |                 |     |           |                 |      |   |    |    |    |                    |  |  |                 |  |  |                 |  |  |   |   |   |   |   |   |   |   |         |      |       |    |    |           |    |      |        |     |     |     |     |         |     |     |
| <p><b>6727TL</b></p>   |   |   |   |      |       |                 |     |           |                 |      |   |    |    |    |                    |  |  |                 |  |  |                 |  |  |   |   |   |   |   |   |   |   |         |      |       |    |    |           |    |      |        |     |     |     |     |         |     |     |
| <p><b>RTA 00</b>    1 per carton</p>   |   |   |   |      |       |                 |     |           |                 |      |   |    |    |    |                    |  |  |                 |  |  |                 |  |  |   |   |   |   |   |   |   |   |         |      |       |    |    |           |    |      |        |     |     |     |     |         |     |     |
|  <p><b>Task w/Arms and Tablet Pedestal Base</b><br/>COM: 0.75 YD   0.69 M<br/>Unit weight: 37 LB   16.8 KG<br/>Carton weight: 46 LB   20.87 KG<br/>Carton volume: 10.75 FT³   0.3 MT³</p> |  <p><b>ADJUSTMENTS</b><br/>(2) Pneumatic seat height</p> | <p>Upholstered seat &amp; back.<br/>Ergonomic features: C, M<br/><b>Specify (L) left or (R) right tablet.</b></p> | <table border="1"> <tr> <th colspan="3">OVERALL DIMENSIONS</th> <th colspan="3">SEAT DIMENSIONS</th> <th colspan="3">BACK DIMENSIONS</th> </tr> <tr> <th>W</th><th>D</th><th>H</th> <th>W</th><th>D</th><th>H</th> <th>W</th><th>H</th> </tr> <tr> <td>IN 26.5</td><td>25.5</td><td>32.25</td> <td>18</td><td>17</td><td>16-18</td> <td>18</td><td>16</td> </tr> <tr> <td>MM 673</td><td>648</td><td>819</td> <td>457</td><td>432</td><td>406-457</td> <td>457</td><td>406</td> </tr> </table>      |      |       |                 |     |           |                 |      |   |    |    |    | OVERALL DIMENSIONS |  |  | SEAT DIMENSIONS |  |  | BACK DIMENSIONS |  |  | W | D | H | W | D | H | W | H | IN 26.5 | 25.5 | 32.25 | 18 | 17 | 16-18     | 18 | 16   | MM 673 | 648 | 819 | 457 | 432 | 406-457 | 457 | 406 |
|  |   |   | OVERALL DIMENSIONS  |      |       | SEAT DIMENSIONS |     |           | BACK DIMENSIONS |      |   |    |    |    |                    |  |  |                 |  |  |                 |  |  |   |   |   |   |   |   |   |   |         |      |       |    |    |           |    |      |        |     |     |     |     |         |     |     |
|  |   |   | W   | D    | H     | W               | D   | H         | W               | H    |   |    |    |    |                    |  |  |                 |  |  |                 |  |  |   |   |   |   |   |   |   |   |         |      |       |    |    |           |    |      |        |     |     |     |     |         |     |     |
|  |   |   | IN 26.5   | 25.5 | 32.25 | 18              | 17  | 16-18     | 18              | 16   |   |    |    |    |                    |  |  |                 |  |  |                 |  |  |   |   |   |   |   |   |   |   |         |      |       |    |    |           |    |      |        |     |     |     |     |         |     |     |
|  |   |   | MM 673  | 648  | 819   | 457             | 432 | 406-457   | 457             | 406  |   |    |    |    |                    |  |  |                 |  |  |                 |  |  |   |   |   |   |   |   |   |   |         |      |       |    |    |           |    |      |        |     |     |     |     |         |     |     |
| <p><b>6727TRPB</b>    1185   1209   1229   1253   1291   1326   1361   1392   1430   1466   1515   1584</p>  |   |   |   |      |       |                 |     |           |                 |      |   |    |    |    |                    |  |  |                 |  |  |                 |  |  |   |   |   |   |   |   |   |   |         |      |       |    |    |           |    |      |        |     |     |     |     |         |     |     |
| <p><b>6727LBPB</b></p>   |   |   |   |      |       |                 |     |           |                 |      |   |    |    |    |                    |  |  |                 |  |  |                 |  |  |   |   |   |   |   |   |   |   |         |      |       |    |    |           |    |      |        |     |     |     |     |         |     |     |
| <p><b>RTA 1</b>    1 per carton</p>  |   |   |   |      |       |                 |     |           |                 |      |   |    |    |    |                    |  |  |                 |  |  |                 |  |  |   |   |   |   |   |   |   |   |         |      |       |    |    |           |    |      |        |     |     |     |     |         |     |     |
|  <p><b>Task Armless</b><br/>COM: 0.75 YD   0.69 M<br/>Unit weight: 28 LB   12.7 KG<br/>Carton weight: 33 LB   14.97 KG<br/>Carton volume: 9.75 FT³   0.27 MT³</p>                         |  <p><b>ADJUSTMENTS</b><br/>(2) Pneumatic seat height</p> | <p>Upholstered seat &amp; back.<br/>Ergonomic features: C, M</p>  | <table border="1"> <tr> <th colspan="3">OVERALL DIMENSIONS</th> <th colspan="3">SEAT DIMENSIONS</th> <th colspan="3">BACK DIMENSIONS</th> </tr> <tr> <th>W</th><th>D</th><th>H</th> <th>W</th><th>D</th><th>H</th> <th>W</th><th>H</th> </tr> <tr> <td>IN 18</td><td>21.5</td><td>32.5</td> <td>18</td><td>17</td><td>14.5-19.5</td> <td>18</td><td>15.5</td> </tr> <tr> <td>MM 457</td><td>546</td><td>826</td> <td>457</td><td>432</td><td>368-495</td> <td>457</td><td>394</td> </tr> </table>   |      |       |                 |     |           |                 |      |   |    |    |    | OVERALL DIMENSIONS |  |  | SEAT DIMENSIONS |  |  | BACK DIMENSIONS |  |  | W | D | H | W | D | H | W | H | IN 18   | 21.5 | 32.5  | 18 | 17 | 14.5-19.5 | 18 | 15.5 | MM 457 | 546 | 826 | 457 | 432 | 368-495 | 457 | 394 |
|  |   |   | OVERALL DIMENSIONS  |      |       | SEAT DIMENSIONS |     |           | BACK DIMENSIONS |      |   |    |    |    |                    |  |  |                 |  |  |                 |  |  |   |   |   |   |   |   |   |   |         |      |       |    |    |           |    |      |        |     |     |     |     |         |     |     |
|  |   |   | W   | D    | H     | W               | D   | H         | W               | H    |   |    |    |    |                    |  |  |                 |  |  |                 |  |  |   |   |   |   |   |   |   |   |         |      |       |    |    |           |    |      |        |     |     |     |     |         |     |     |
|  |   |   | IN 18   | 21.5 | 32.5  | 18              | 17  | 14.5-19.5 | 18              | 15.5 |   |    |    |    |                    |  |  |                 |  |  |                 |  |  |   |   |   |   |   |   |   |   |         |      |       |    |    |           |    |      |        |     |     |     |     |         |     |     |
|  |   |   | MM 457  | 546  | 826   | 457             | 432 | 368-495   | 457             | 394  |   |    |    |    |                    |  |  |                 |  |  |                 |  |  |   |   |   |   |   |   |   |   |         |      |       |    |    |           |    |      |        |     |     |     |     |         |     |     |
| <p><b>6728</b>    610   634   654   678   716   751   786   817   855   891   940   1009</p>   |   |   |   |      |       |                 |     |           |                 |      |   |    |    |    |                    |  |  |                 |  |  |                 |  |  |   |   |   |   |   |   |   |   |         |      |       |    |    |           |    |      |        |     |     |     |     |         |     |     |
| <p><b>RTA 1</b>     1 per carton</p>  |   |   |   |      |       |                 |     |           |                 |      |   |    |    |    |                    |  |  |                 |  |  |                 |  |  |   |   |   |   |   |   |   |   |         |      |       |    |    |           |    |      |        |     |     |     |     |         |     |     |

| DESCRIPTION  | FEATURES  | MODEL#  | STANDARD TEXTILE GRADES  |      |           |                    |      |      |                 |      |      |                 |      |      |                                    |      |      |      |      |      |      |      |         |      |       |      |      |             |     |      |        |     |      |     |     |         |     |     |  |  |  |
|--|---|---|--|------|-----------|--------------------|------|------|-----------------|------|------|-----------------|------|------|------------------------------------|------|------|------|------|------|------|------|---------|------|-------|------|------|-------------|-----|------|--------|-----|------|-----|-----|---------|-----|-----|--|--|--|
|  |   |   | 1  | 2    | 3         | 4                  | 5    | 6    | 7               | 8    | 9    | 10              | 11   | 12   |                                    |      |      |      |      |      |      |      |         |      |       |      |      |             |     |      |        |     |      |     |     |         |     |     |  |  |  |
|  <p><b>Task Armless Pedestal Base</b><br/>COM: 0.75 YD   0.69 M<br/>Unit weight: 30 LB   13.6 KG<br/>Carton weight: 40 LB   18.14 KG<br/>Carton volume: 10.75 FT<sup>3</sup>   0.3 MT<sup>3</sup></p>           |  <p><b>ADJUSTMENTS</b><br/>(2) Pneumatic seat height</p>   | <p>Upholstered seat &amp; back.<br/>Ergonomic features: C, M</p>  | <table border="1"> <tr> <td><b>6728PB</b></td> <td>839</td><td>863</td><td>883</td><td>907</td><td>945</td><td>980</td><td>1015</td><td>1046</td><td>1084</td><td>1120</td><td>1169</td><td>1238</td> </tr> </table>   |      |           |                    |      |      |                 |      |      |                 |      |      | <b>6728PB</b>                      | 839  | 863  | 883  | 907  | 945  | 980  | 1015 | 1046    | 1084 | 1120  | 1169 | 1238 |             |     |      |        |     |      |     |     |         |     |     |  |  |  |
|  |   |   | <b>6728PB</b>  | 839  | 863       | 883                | 907  | 945  | 980             | 1015 | 1046 | 1084            | 1120 | 1169 | 1238                               |      |      |      |      |      |      |      |         |      |       |      |      |             |     |      |        |     |      |     |     |         |     |     |  |  |  |
|  |   |   | <table border="1"> <tr> <th colspan="3">OVERALL DIMENSIONS</th> <th colspan="3">SEAT DIMENSIONS</th> <th colspan="3">BACK DIMENSIONS</th> </tr> <tr> <th>W</th><th>D</th><th>H</th> <th>W</th><th>D</th><th>H</th> <th>W</th><th>H</th> </tr> <tr> <td>IN 18</td><td>21.5</td><td>32.5</td> <td>18</td><td>17</td><td>16-18</td> <td>18</td><td>15.5</td> </tr> <tr> <td>MM 457</td><td>546</td><td>826</td> <td>457</td><td>432</td><td>406-457</td> <td>457</td><td>394</td> </tr> </table>      |      |           | OVERALL DIMENSIONS |      |      | SEAT DIMENSIONS |      |      | BACK DIMENSIONS |      |      | W                                  | D    | H    | W    | D    | H    | W    | H    | IN 18   | 21.5 | 32.5  | 18   | 17   | 16-18       | 18  | 15.5 | MM 457 | 546 | 826  | 457 | 432 | 406-457 | 457 | 394 | <p><b>RTA 1</b> 1 per carton</p>   |  |  |
|  |   |   | OVERALL DIMENSIONS   |      |           | SEAT DIMENSIONS    |      |      | BACK DIMENSIONS |      |      |                 |      |      |                                    |      |      |      |      |      |      |      |         |      |       |      |      |             |     |      |        |     |      |     |     |         |     |     |  |  |  |
|  |   |   | W  | D    | H         | W                  | D    | H    | W               | H    |      |                 |      |      |                                    |      |      |      |      |      |      |      |         |      |       |      |      |             |     |      |        |     |      |     |     |         |     |     |  |  |  |
| IN 18  | 21.5  | 32.5  | 18   | 17   | 16-18     | 18                 | 15.5 |      |                 |      |      |                 |      |      |                                    |      |      |      |      |      |      |      |         |      |       |      |      |             |     |      |        |     |      |     |     |         |     |     |  |  |  |
| MM 457   | 546   | 826   | 457  | 432  | 406-457   | 457                | 394  |      |                 |      |      |                 |      |      |                                    |      |      |      |      |      |      |      |         |      |       |      |      |             |     |      |        |     |      |     |     |         |     |     |  |  |  |
|  <p><b>Task Armless w/ Tablet</b><br/>COM: 0.75 YD   0.69 M<br/>Unit weight: 35 LB   15.9 KG<br/>Carton weight: 42 LB   19.05 KG<br/>Carton volume: 15.75 FT<sup>3</sup>   0.44 MT<sup>3</sup></p>              |  <p><b>ADJUSTMENTS</b><br/>(2) Pneumatic seat height</p>   | <p>Upholstered seat &amp; back.<br/>Ergonomic features: C, M<br/><b>Specify (L) left or (R) right tablet.</b></p> | <table border="1"> <tr> <td><b>6728TR</b><br/><b>6728TL</b></td> <td>887</td><td>911</td><td>931</td><td>955</td><td>993</td><td>1028</td><td>1063</td><td>1094</td><td>1132</td><td>1168</td><td>1217</td><td>1286</td> </tr> </table>  |      |           |                    |      |      |                 |      |      |                 |      |      | <b>6728TR</b><br><b>6728TL</b>     | 887  | 911  | 931  | 955  | 993  | 1028 | 1063 | 1094    | 1132 | 1168  | 1217 | 1286 |             |     |      |        |     |      |     |     |         |     |     |  |  |  |
|  |   |   | <b>6728TR</b><br><b>6728TL</b>   | 887  | 911       | 931                | 955  | 993  | 1028            | 1063 | 1094 | 1132            | 1168 | 1217 | 1286                               |      |      |      |      |      |      |      |         |      |       |      |      |             |     |      |        |     |      |     |     |         |     |     |  |  |  |
|  |   |   | <table border="1"> <tr> <th colspan="3">OVERALL DIMENSIONS</th> <th colspan="3">SEAT DIMENSIONS</th> <th colspan="3">BACK DIMENSIONS</th> </tr> <tr> <th>W</th><th>D</th><th>H</th> <th>W</th><th>D</th><th>H</th> <th>W</th><th>H</th> </tr> <tr> <td>IN 23.5</td><td>25.5</td><td>33.25</td> <td>18</td><td>17</td><td>14.5-19.5</td> <td>18</td><td>16</td> </tr> <tr> <td>MM 597</td><td>648</td><td>845</td> <td>457</td><td>432</td><td>368-495</td> <td>457</td><td>406</td> </tr> </table> |      |           | OVERALL DIMENSIONS |      |      | SEAT DIMENSIONS |      |      | BACK DIMENSIONS |      |      | W                                  | D    | H    | W    | D    | H    | W    | H    | IN 23.5 | 25.5 | 33.25 | 18   | 17   | 14.5-19.5   | 18  | 16   | MM 597 | 648 | 845  | 457 | 432 | 368-495 | 457 | 406 | <p><b>RTA 00</b> 1 per carton</p>  |  |  |
|  |   |   | OVERALL DIMENSIONS   |      |           | SEAT DIMENSIONS    |      |      | BACK DIMENSIONS |      |      |                 |      |      |                                    |      |      |      |      |      |      |      |         |      |       |      |      |             |     |      |        |     |      |     |     |         |     |     |  |  |  |
|  |   |   | W  | D    | H         | W                  | D    | H    | W               | H    |      |                 |      |      |                                    |      |      |      |      |      |      |      |         |      |       |      |      |             |     |      |        |     |      |     |     |         |     |     |  |  |  |
| IN 23.5  | 25.5  | 33.25   | 18   | 17   | 14.5-19.5 | 18                 | 16   |      |                 |      |      |                 |      |      |                                    |      |      |      |      |      |      |      |         |      |       |      |      |             |     |      |        |     |      |     |     |         |     |     |  |  |  |
| MM 597   | 648   | 845   | 457  | 432  | 368-495   | 457                | 406  |      |                 |      |      |                 |      |      |                                    |      |      |      |      |      |      |      |         |      |       |      |      |             |     |      |        |     |      |     |     |         |     |     |  |  |  |
|  <p><b>Task Armless w/ Tablet Pedestal Base</b><br/>COM: 0.75 YD   0.69 M<br/>Unit weight: 37 LB   16.8 KG<br/>Carton weight: 46 LB   20.87 KG<br/>Carton volume: 10.75 FT<sup>3</sup>   0.3 MT<sup>3</sup></p> |  <p><b>ADJUSTMENTS</b><br/>(2) Pneumatic seat height</p>   | <p>Upholstered seat &amp; back.<br/>Ergonomic features: C, M<br/><b>Specify (L) left or (R) right tablet.</b></p> | <table border="1"> <tr> <td><b>6728TRPB</b><br/><b>6728TLPB</b></td> <td>1113</td><td>1137</td><td>1157</td><td>1181</td><td>1219</td><td>1254</td><td>1289</td><td>1320</td><td>1358</td><td>1394</td><td>1443</td><td>1512</td> </tr> </table>   |      |           |                    |      |      |                 |      |      |                 |      |      | <b>6728TRPB</b><br><b>6728TLPB</b> | 1113 | 1137 | 1157 | 1181 | 1219 | 1254 | 1289 | 1320    | 1358 | 1394  | 1443 | 1512 |             |     |      |        |     |      |     |     |         |     |     |  |  |  |
|  |   |   | <b>6728TRPB</b><br><b>6728TLPB</b>   | 1113 | 1137      | 1157               | 1181 | 1219 | 1254            | 1289 | 1320 | 1358            | 1394 | 1443 | 1512                               |      |      |      |      |      |      |      |         |      |       |      |      |             |     |      |        |     |      |     |     |         |     |     |  |  |  |
|  |   |   | <table border="1"> <tr> <th colspan="3">OVERALL DIMENSIONS</th> <th colspan="3">SEAT DIMENSIONS</th> <th colspan="3">BACK DIMENSIONS</th> </tr> <tr> <th>W</th><th>D</th><th>H</th> <th>W</th><th>D</th><th>H</th> <th>W</th><th>H</th> </tr> <tr> <td>IN 23.5</td><td>25.5</td><td>32.25</td> <td>18</td><td>17</td><td>16-18</td> <td>18</td><td>16</td> </tr> <tr> <td>MM 597</td><td>648</td><td>819</td> <td>457</td><td>432</td><td>406-457</td> <td>457</td><td>406</td> </tr> </table>     |      |           | OVERALL DIMENSIONS |      |      | SEAT DIMENSIONS |      |      | BACK DIMENSIONS |      |      | W                                  | D    | H    | W    | D    | H    | W    | H    | IN 23.5 | 25.5 | 32.25 | 18   | 17   | 16-18       | 18  | 16   | MM 597 | 648 | 819  | 457 | 432 | 406-457 | 457 | 406 | <p><b>RTA 1</b> 1 per carton</p>   |  |  |
|  |   |   | OVERALL DIMENSIONS   |      |           | SEAT DIMENSIONS    |      |      | BACK DIMENSIONS |      |      |                 |      |      |                                    |      |      |      |      |      |      |      |         |      |       |      |      |             |     |      |        |     |      |     |     |         |     |     |  |  |  |
|  |   |   | W  | D    | H         | W                  | D    | H    | W               | H    |      |                 |      |      |                                    |      |      |      |      |      |      |      |         |      |       |      |      |             |     |      |        |     |      |     |     |         |     |     |  |  |  |
| IN 23.5  | 25.5  | 32.25   | 18   | 17   | 16-18     | 18                 | 16   |      |                 |      |      |                 |      |      |                                    |      |      |      |      |      |      |      |         |      |       |      |      |             |     |      |        |     |      |     |     |         |     |     |  |  |  |
| MM 597   | 648   | 819   | 457  | 432  | 406-457   | 457                | 406  |      |                 |      |      |                 |      |      |                                    |      |      |      |      |      |      |      |         |      |       |      |      |             |     |      |        |     |      |     |     |         |     |     |  |  |  |
|  <p><b>Height Adjustable Stool w/ Arms</b><br/>COM: N/A<br/>Unit weight: 33 LB   15 KG<br/>Carton weight: 38 LB   17.24 KG<br/>Carton volume: 9.75 FT<sup>3</sup>   0.27 MT<sup>3</sup></p>                   |  <p><b>ADJUSTMENTS</b><br/>(2) Pneumatic seat height</p> | <p>Polypropylene seat &amp; back.<br/>Ergonomic features: C, M</p>  | <table border="1"> <tr> <td colspan="13">List price</td> </tr> <tr> <td><b>6730</b></td> <td colspan="12">778</td> </tr> </table>  |      |           |                    |      |      |                 |      |      |                 |      |      | List price                         |      |      |      |      |      |      |      |         |      |       |      |      | <b>6730</b> | 778 |      |        |     |      |     |     |         |     |     |  |  |  |
|  |   |   | List price   |      |           |                    |      |      |                 |      |      |                 |      |      |                                    |      |      |      |      |      |      |      |         |      |       |      |      |             |     |      |        |     |      |     |     |         |     |     |  |  |  |
|  |   |   | <b>6730</b>  | 778  |           |                    |      |      |                 |      |      |                 |      |      |                                    |      |      |      |      |      |      |      |         |      |       |      |      |             |     |      |        |     |      |     |     |         |     |     |  |  |  |
|  |   |   | <table border="1"> <tr> <th colspan="3">OVERALL DIMENSIONS</th> <th colspan="3">SEAT DIMENSIONS</th> <th colspan="3">BACK DIMENSIONS</th> </tr> <tr> <th>W</th><th>D</th><th>H</th> <th>W</th><th>D</th><th>H</th> <th>W</th><th>H</th> </tr> <tr> <td>IN 25.5</td><td>21.5</td><td>41</td> <td>18</td><td>17.5</td><td>21-31</td> <td>18</td><td>16</td> </tr> <tr> <td>MM 648</td><td>546</td><td>1041</td> <td>457</td><td>445</td><td>533-787</td> <td>457</td><td>406</td> </tr> </table>     |      |           | OVERALL DIMENSIONS |      |      | SEAT DIMENSIONS |      |      | BACK DIMENSIONS |      |      | W                                  | D    | H    | W    | D    | H    | W    | H    | IN 25.5 | 21.5 | 41    | 18   | 17.5 | 21-31       | 18  | 16   | MM 648 | 546 | 1041 | 457 | 445 | 533-787 | 457 | 406 | <p><b>RTA 1</b>  1 per carton</p> |  |  |
|  |   |   | OVERALL DIMENSIONS   |      |           | SEAT DIMENSIONS    |      |      | BACK DIMENSIONS |      |      |                 |      |      |                                    |      |      |      |      |      |      |      |         |      |       |      |      |             |     |      |        |     |      |     |     |         |     |     |  |  |  |
| W  | D   | H   | W  | D    | H         | W                  | H    |      |                 |      |      |                 |      |      |                                    |      |      |      |      |      |      |      |         |      |       |      |      |             |     |      |        |     |      |     |     |         |     |     |  |  |  |
| IN 25.5  | 21.5  | 41  | 18   | 17.5 | 21-31     | 18                 | 16   |      |                 |      |      |                 |      |      |                                    |      |      |      |      |      |      |      |         |      |       |      |      |             |     |      |        |     |      |     |     |         |     |     |  |  |  |
| MM 648   | 546   | 1041  | 457  | 445  | 533-787   | 457                | 406  |      |                 |      |      |                 |      |      |                                    |      |      |      |      |      |      |      |         |      |       |      |      |             |     |      |        |     |      |     |     |         |     |     |  |  |  |
|  <p><b>Armless Height Adjustable Stool</b><br/>COM: N/A<br/>Unit weight: 32 LB   14.5 KG<br/>Carton weight: 37 LB   16.78 KG<br/>Carton volume: 9.75 FT<sup>3</sup>   0.27 MT<sup>3</sup></p>                 |  <p><b>ADJUSTMENTS</b><br/>(2) Pneumatic seat height</p> | <p>Polypropylene seat &amp; back.<br/>Ergonomic features: C, M</p>  | <table border="1"> <tr> <td colspan="13">List price</td> </tr> <tr> <td><b>6731</b></td> <td colspan="12">712</td> </tr> </table>  |      |           |                    |      |      |                 |      |      |                 |      |      | List price                         |      |      |      |      |      |      |      |         |      |       |      |      | <b>6731</b> | 712 |      |        |     |      |     |     |         |     |     |  |  |  |
|  |   |   | List price   |      |           |                    |      |      |                 |      |      |                 |      |      |                                    |      |      |      |      |      |      |      |         |      |       |      |      |             |     |      |        |     |      |     |     |         |     |     |  |  |  |
|  |   |   | <b>6731</b>  | 712  |           |                    |      |      |                 |      |      |                 |      |      |                                    |      |      |      |      |      |      |      |         |      |       |      |      |             |     |      |        |     |      |     |     |         |     |     |  |  |  |
|  |   |   | <table border="1"> <tr> <th colspan="3">OVERALL DIMENSIONS</th> <th colspan="3">SEAT DIMENSIONS</th> <th colspan="3">BACK DIMENSIONS</th> </tr> <tr> <th>W</th><th>D</th><th>H</th> <th>W</th><th>D</th><th>H</th> <th>W</th><th>H</th> </tr> <tr> <td>IN 18</td><td>21.5</td><td>41</td> <td>18</td><td>17.5</td><td>21-31</td> <td>18</td><td>16</td> </tr> <tr> <td>MM 457</td><td>546</td><td>1041</td> <td>457</td><td>445</td><td>533-787</td> <td>457</td><td>406</td> </tr> </table>       |      |           | OVERALL DIMENSIONS |      |      | SEAT DIMENSIONS |      |      | BACK DIMENSIONS |      |      | W                                  | D    | H    | W    | D    | H    | W    | H    | IN 18   | 21.5 | 41    | 18   | 17.5 | 21-31       | 18  | 16   | MM 457 | 546 | 1041 | 457 | 445 | 533-787 | 457 | 406 | <p><b>RTA 1</b>  1 per carton</p> |  |  |
|  |   |   | OVERALL DIMENSIONS   |      |           | SEAT DIMENSIONS    |      |      | BACK DIMENSIONS |      |      |                 |      |      |                                    |      |      |      |      |      |      |      |         |      |       |      |      |             |     |      |        |     |      |     |     |         |     |     |  |  |  |
| W  | D   | H   | W  | D    | H         | W                  | H    |      |                 |      |      |                 |      |      |                                    |      |      |      |      |      |      |      |         |      |       |      |      |             |     |      |        |     |      |     |     |         |     |     |  |  |  |
| IN 18  | 21.5  | 41  | 18   | 17.5 | 21-31     | 18                 | 16   |      |                 |      |      |                 |      |      |                                    |      |      |      |      |      |      |      |         |      |       |      |      |             |     |      |        |     |      |     |     |         |     |     |  |  |  |
| MM 457   | 546   | 1041  | 457  | 445  | 533-787   | 457                | 406  |      |                 |      |      |                 |      |      |                                    |      |      |      |      |      |      |      |         |      |       |      |      |             |     |      |        |     |      |     |     |         |     |     |  |  |  |

| DESCRIPTION   | FEATURES  | MODEL#  | STANDARD TEXTILE GRADES   |             |            |                        |   |                      |                        |             |      |      |      |      |      |  |  |
|---|---|---|---------------------------|-------------|------------|------------------------|---|----------------------|------------------------|-------------|------|------|------|------|------|--|--|
|   |   |   | 1                         | 2           | 3          | 4                      | 5   | 6                    | 7                      | 8           | 9    | 10   | 11   | 12   |      |  |  |
|  <p><b>Height Adjustable Stool w/Arms</b><br/>COM: 0.75 YD   0.69 M<br/>Unit weight: 34 LB   15.5 KG<br/>Carton weight: 39 LB   17.69 KG<br/>Carton volume: 9.75 FT³   0.27 MT³</p>    |  <p><b>ADJUSTMENTS</b><br/>(2) Pneumatic seat height</p>   | <p>Upholstered seat/polypropylene back.</p> <p>Ergonomic features:<br/>C, M</p> | <b>6732</b>               | 873         | 897        | 917                    | 941   | 979                  | 1014                   | 1049        | 1080 | 1118 | 1154 | 1203 | 1272 |  |  |
|   |   |   | <b>OVERALL DIMENSIONS</b> |             |            | <b>SEAT DIMENSIONS</b> |   |                      | <b>BACK DIMENSIONS</b> |             |      |      |      |      |      |  |  |
|   |   |   | <b>W</b>                  | <b>D</b>    | <b>H</b>   | <b>W</b>               | <b>D</b>  | <b>H</b>             | <b>W</b>               | <b>H</b>    |      |      |      |      |      |  |  |
|   |   |   | IN 25.5<br>MM 648         | 21.5<br>546 | 41<br>1041 | 18<br>457              | 17.5<br>445   | 21.5-31.5<br>546-800 | 18<br>457              | 15.5<br>394 |      |      |      |      |      |  |  |
|   |   |   |                           |             |            | <b>RTA 1</b>           |    | 1 per carton         |                        |             |      |      |      |      |      |  |  |
|  <p><b>Armless Height Adjustable Stool</b><br/>COM: 0.75 YD   0.69 M<br/>Unit weight: 33 LB   15 KG<br/>Carton weight: 38 LB   17.24 KG<br/>Carton volume: 9.75 FT³   0.27 MT³</p>     |  <p><b>ADJUSTMENTS</b><br/>(2) Pneumatic seat height</p>   | <p>Upholstered seat/polypropylene back.</p> <p>Ergonomic features:<br/>C, M</p> | <b>6733</b>               | 804         | 828        | 848                    | 872   | 910                  | 945                    | 980         | 1011 | 1049 | 1085 | 1134 | 1203 |  |  |
|   |   |   | <b>OVERALL DIMENSIONS</b> |             |            | <b>SEAT DIMENSIONS</b> |   |                      | <b>BACK DIMENSIONS</b> |             |      |      |      |      |      |  |  |
|   |   |   | <b>W</b>                  | <b>D</b>    | <b>H</b>   | <b>W</b>               | <b>D</b>  | <b>H</b>             | <b>W</b>               | <b>H</b>    |      |      |      |      |      |  |  |
|   |   |   | IN 18<br>MM 457           | 21.5<br>546 | 41<br>1041 | 18<br>457              | 17.5<br>445   | 21.5-31.5<br>546-800 | 18<br>457              | 15.5<br>394 |      |      |      |      |      |  |  |
|   |   |   |                           |             |            | <b>RTA 1</b>           |    | 1 per carton         |                        |             |      |      |      |      |      |  |  |
|  <p><b>Height Adjustable Stool w/Arms</b><br/>COM: 0.75 YD   0.69 M<br/>Unit weight: 35 LB   15.9 KG<br/>Carton weight: 40 LB   18.14 KG<br/>Carton volume: 9.75 FT³   0.27 MT³</p>    |  <p><b>ADJUSTMENTS</b><br/>(2) Pneumatic seat height</p>   | <p>Upholstered seat &amp; back.</p> <p>Ergonomic features:<br/>C, M</p>         | <b>6737</b>               | 923         | 947        | 967                    | 991   | 1029                 | 1064                   | 1099        | 1130 | 1168 | 1204 | 1253 | 1322 |  |  |
|   |   |   | <b>OVERALL DIMENSIONS</b> |             |            | <b>SEAT DIMENSIONS</b> |   |                      | <b>BACK DIMENSIONS</b> |             |      |      |      |      |      |  |  |
|   |   |   | <b>W</b>                  | <b>D</b>    | <b>H</b>   | <b>W</b>               | <b>D</b>  | <b>H</b>             | <b>W</b>               | <b>H</b>    |      |      |      |      |      |  |  |
|   |   |   | IN 25.5<br>MM 648         | 21.5<br>546 | 41<br>1041 | 18<br>457              | 17<br>432   | 21.5-31.5<br>546-800 | 18<br>457              | 15.5<br>394 |      |      |      |      |      |  |  |
|   |   |   |                           |             |            | <b>RTA 1</b>           |  | 1 per carton         |                        |             |      |      |      |      |      |  |  |
|  <p><b>Armless Height Adjustable Stool</b><br/>COM: 0.75 YD   0.69 M<br/>Unit weight: 34 LB   15.5 KG<br/>Carton weight: 39 LB   17.69 KG<br/>Carton volume: 9.75 FT³   0.27 MT³</p> |  <p><b>ADJUSTMENTS</b><br/>(2) Pneumatic seat height</p> | <p>Upholstered seat &amp; back.</p> <p>Ergonomic features:<br/>C, M</p>         | <b>6738</b>               | 853         | 877        | 897                    | 921   | 959                  | 994                    | 1029        | 1060 | 1098 | 1134 | 1183 | 1252 |  |  |
|   |   |   | <b>OVERALL DIMENSIONS</b> |             |            | <b>SEAT DIMENSIONS</b> |   |                      | <b>BACK DIMENSIONS</b> |             |      |      |      |      |      |  |  |
|   |   |   | <b>W</b>                  | <b>D</b>    | <b>H</b>   | <b>W</b>               | <b>D</b>  | <b>H</b>             | <b>W</b>               | <b>H</b>    |      |      |      |      |      |  |  |
|   |   |   | IN 18<br>MM 457           | 21.5<br>546 | 41<br>1041 | 18<br>457              | 17<br>432   | 21.5-31.5<br>546-800 | 18<br>457              | 15.5<br>394 |      |      |      |      |      |  |  |
|   |   |   |                           |             |            | <b>RTA 1</b>           |  | 1 per carton         |                        |             |      |      |      |      |      |  |  |





From boutique hotels to wellness resorts, the rich experiences that designers create for the hospitality industry are on the move to the places where we work, learn and heal. Erin™ seating is our latest contribution to this changing landscape, crossing conventional boundaries of work and play with options to support a diversity of people and interior applications.

Erin can be specified with sealed seams, moisture barrier and a wide range of Global performance textiles to support healthcare applications and environments with enhanced housekeeping protocols. The sculpted back provides an integrated clean out for ease of cleaning. Wood or metal legs are available in a range of finishes and glide options.

To see the full Erin series, please refer to the Healthcare price list at [globalfurnituregroup.com/ca/healthcare/resources/price-lists](http://globalfurnituregroup.com/ca/healthcare/resources/price-lists).

#### Features and Benefits

- Erin offers a streamlined silhouette brimming with mid-century modern style.
- A rounded arch gently curves around and under the seat to give extra support to user's upper back and sides, while creating an open clean out space at the back of the cushion.
- Tapered legs add style and elegance and are available in wood or metal paint/plated finishes.
- The seat underside is sealed with a non-porous material to support housekeeping and infection control protocols.
- Additional improved cleaning options include sealed seams (back and/or seat) and moisture barrier (seat).
- Assembled with tamper-resistant fasteners for greater security.
- For added comfort, seat cushions are standard with high density Ultracell foam.
- Glides are self-leveling. Choose from standard non-marking glides, rubber non-slip glides or felt glides.

FILE BUDDY



model 1105



model 1110

STANDARD FEATURES

- 13.5" diameter seat.
- Five prong, injection molded, fiberglass reinforced nylon Black base with dual wheel carpet casters (C65).
- Upholstery options: fabric, vinyl or leather. Vinyl and leather models may feature stitch detail across the seat and/or back cushions, if applicable.

OPTIONAL FEATURES

- For hard surface flooring casters, please specify (C65R). Add \$21.
- For additional caster options, please refer to the Arm and Caster section (page 352). *Optional casters may be priced higher than the standard casters for your chair and the difference will be charged. Lower priced optional casters will not be credited.*

| DESCRIPTION   | FEATURES                 | MODEL #                            | STANDARD TEXTILE GRADES |     |                                 |     |     |                               |     |     |     |     |     |     |
|---|--------------------------|------------------------------------|-------------------------|-----|---------------------------------|-----|-----|-------------------------------|-----|-----|-----|-----|-----|-----|
|   |                          |                                    | 1                       | 2   | 3                               | 4   | 5   | 6                             | 7   | 8   | 9   | 10  | 11  | 12  |
|  <p><b>Swivel Stool - 5" Pneumatic, 20" Base</b><br/>                     COM: 0.75 YD   0.69 M<br/>                     Unit weight: 11 LB   5 KG<br/>                     Carton weight: 14 LB   6.35 KG<br/>                     Carton volume: 2.9 FT<sup>3</sup>   0.08 MT<sup>3</sup></p>    | Ergonomic features:<br>C | <b>1105</b>                        | 313                     | 337 | 357                             | 381 | 419 | 454                           | 489 | 520 | 558 | 594 | 643 | 712 |
|   |                          | <b>OVERALL DIMENSIONS</b><br>W D H |                         |     | <b>SEAT DIMENSIONS</b><br>W D H |     |     | <b>BACK DIMENSIONS</b><br>W H |     |     |     |     |     |     |
|  <p><b>Swivel Stool - 10" Pneumatic, 22" Base</b><br/>                     COM: 0.75 YD   0.69 M<br/>                     Unit weight: 14 LB   6.4 KG<br/>                     Carton weight: 17 LB   7.71 KG<br/>                     Carton volume: 2.9 FT<sup>3</sup>   0.08 MT<sup>3</sup></p> | Ergonomic features:<br>C | <b>1110</b>                        | 379                     | 403 | 423                             | 447 | 485 | 520                           | 555 | 586 | 624 | 660 | 709 | 778 |
|   |                          | <b>OVERALL DIMENSIONS</b><br>W D H |                         |     | <b>SEAT DIMENSIONS</b><br>W D H |     |     | <b>BACK DIMENSIONS</b><br>W H |     |     |     |     |     |     |

RTA 1  1 per carton

RTA 1  1 per carton

FLAP



model 6775

STANDARD FEATURES




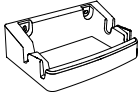


- A modern, high quality, lightweight, all polymer folding chair intended for use indoors or outdoors.
- Products must be stored inside during extreme and inclement weather. See Global's Outdoor Furniture warranty for additional information.
- Weather resistant, UV resistant, stain resistant, 100% non-ferrous, and recyclable design that is 1:10 bleach solution cleanable.
- Chair legs are equipped with translucent non-marking glides as standard. Suitable for outdoor environments, carpet and hard surface flooring.
- Chairs are stocked in two colors: Alloy (ALY) and Milk (MLK).
- No upholstery options available.
- Active weight capacity for this series is 275 lbs.
- Single chair folds flat to 2.2" (55 mm).
- Flap achieves its strength and durability from glass filled polymer. Evidence of this material may be visible on the surface and is often more evident on darker colors.
- The Flap wall hook (model 6776), sold individually, supports up to two folded Flap chairs. This Milk (MLK) colored plastic hook mounts on walls or inside closets/wardrobe cabinets providing easy access to extra seating. Two chairs on wall hook measure 7.3" deep (185 mm) off wall. Mounting hardware not included. Recommended mounting into stud.
- Flap ganging brackets (model 6778) are sold 12 to a box. These frosted plastic brackets attach across two adjacent chairs, just above or below the seat to provide temporary ganging for organized events.
- The flap dolly (model 6777), ordered separately, supports up to 24 chairs folded and stacked flat. Includes strap to secure chairs for storage and transport.

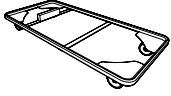



Please add option codes in the following order

- **Model number**  
6775 Folding chair  
6776 Wall hook  
6777 Dolly  
6778 Ganging brackets
- **Color (chair only)**  
**(ALY)** Alloy  
**(MLK)** Milk

EXAMPLE FLAP ORDER CODE:

|         |        |
|---------|--------|
| 6775    | ALY    |
| Model # | Finish |

| DESCRIPTION  | FEATURES  | MODEL #   | STANDARD TEXTILE GRADES |     |                    |      |      |                 |  |  |                 |  |   |   |   |   |   |   |   |   |    |    |      |      |    |      |      |      |    |    |     |     |     |     |     |     |     |     |
|--|---|---|-------------------------|-----|--------------------|------|------|-----------------|--|--|-----------------|--|---|---|---|---|---|---|---|---|----|----|------|------|----|------|------|------|----|----|-----|-----|-----|-----|-----|-----|-----|-----|
|  <p><b>Folding Chair</b><br/>COM: N/A<br/>Unit weight: 12 LB   5.5 KG<br/>Carton weight: 13.5 LB   6.12 KG<br/>Carton volume: 3.2 FT<sup>3</sup>   0.09 MT<sup>3</sup></p>    |   | List price  |                         |     |                    |      |      |                 |  |  |                 |  |   |   |   |   |   |   |   |   |    |    |      |      |    |      |      |      |    |    |     |     |     |     |     |     |     |     |
|  |   | <b>6775</b>   | 250                     |     |                    |      |      |                 |  |  |                 |  |   |   |   |   |   |   |   |   |    |    |      |      |    |      |      |      |    |    |     |     |     |     |     |     |     |     |
|  |   | <table border="1"> <thead> <tr> <th rowspan="2"></th> <th colspan="3">OVERALL DIMENSIONS</th> <th colspan="3">SEAT DIMENSIONS</th> <th colspan="2">BACK DIMENSIONS</th> </tr> <tr> <th>W</th> <th>D</th> <th>H</th> <th>W</th> <th>D</th> <th>H</th> <th>W</th> <th>H</th> </tr> </thead> <tbody> <tr> <td>IN</td> <td>19</td> <td>21.5</td> <td>33.5</td> <td>16</td> <td>16.5</td> <td>18.5</td> <td>18.5</td> <td>16</td> </tr> <tr> <td>MM</td> <td>483</td> <td>546</td> <td>851</td> <td>406</td> <td>419</td> <td>470</td> <td>470</td> <td>406</td> </tr> </tbody> </table> |                         |     | OVERALL DIMENSIONS |      |      | SEAT DIMENSIONS |  |  | BACK DIMENSIONS |  | W | D | H | W | D | H | W | H | IN | 19 | 21.5 | 33.5 | 16 | 16.5 | 18.5 | 18.5 | 16 | MM | 483 | 546 | 851 | 406 | 419 | 470 | 470 | 406 |
|  |   | OVERALL DIMENSIONS  |                         |     | SEAT DIMENSIONS    |      |      | BACK DIMENSIONS |  |  |                 |  |   |   |   |   |   |   |   |   |    |    |      |      |    |      |      |      |    |    |     |     |     |     |     |     |     |     |
| W  |   | D   | H                       | W   | D                  | H    | W    | H               |  |  |                 |  |   |   |   |   |   |   |   |   |    |    |      |      |    |      |      |      |    |    |     |     |     |     |     |     |     |     |
| IN   | 19  | 21.5  | 33.5                    | 16  | 16.5               | 18.5 | 18.5 | 16              |  |  |                 |  |   |   |   |   |   |   |   |   |    |    |      |      |    |      |      |      |    |    |     |     |     |     |     |     |     |     |
| MM   | 483   | 546   | 851                     | 406 | 419                | 470  | 470  | 406             |  |  |                 |  |   |   |   |   |   |   |   |   |    |    |      |      |    |      |      |      |    |    |     |     |     |     |     |     |     |     |
|  |   2 per carton (pricing and specifications are for one chair) |   |                         |     |                    |      |      |                 |  |  |                 |  |   |   |   |   |   |   |   |   |    |    |      |      |    |      |      |      |    |    |     |     |     |     |     |     |     |     |
|  <p><b>Flap Wall Hook</b><br/>COM: N/A<br/>Unit weight: 0.37 LB   0.2 KG<br/>Carton weight: 0.75 LB   0.34 KG<br/>Carton volume: 0.2 FT<sup>3</sup>   0.01 MT<sup>3</sup></p> |   | List price  |                         |     |                    |      |      |                 |  |  |                 |  |   |   |   |   |   |   |   |   |    |    |      |      |    |      |      |      |    |    |     |     |     |     |     |     |     |     |
|  |   | <b>6776</b>   | 60                      |     |                    |      |      |                 |  |  |                 |  |   |   |   |   |   |   |   |   |    |    |      |      |    |      |      |      |    |    |     |     |     |     |     |     |     |     |
|  |   | <table border="1"> <thead> <tr> <th rowspan="2"></th> <th colspan="3">OVERALL DIMENSIONS</th> <th colspan="3">SEAT DIMENSIONS</th> <th colspan="2">BACK DIMENSIONS</th> </tr> <tr> <th>W</th> <th>D</th> <th>H</th> <th>W</th> <th>D</th> <th>H</th> <th>W</th> <th>H</th> </tr> </thead> <tbody> <tr> <td>IN</td> <td>9</td> <td>6</td> <td>2.75</td> <td>-</td> <td>-</td> <td>-</td> <td>-</td> <td>-</td> </tr> <tr> <td>MM</td> <td>229</td> <td>152</td> <td>70</td> <td>-</td> <td>-</td> <td>-</td> <td>-</td> <td>-</td> </tr> </tbody> </table>                           |                         |     | OVERALL DIMENSIONS |      |      | SEAT DIMENSIONS |  |  | BACK DIMENSIONS |  | W | D | H | W | D | H | W | H | IN | 9  | 6    | 2.75 | -  | -    | -    | -    | -  | MM | 229 | 152 | 70  | -   | -   | -   | -   | -   |
|  |   | OVERALL DIMENSIONS  |                         |     | SEAT DIMENSIONS    |      |      | BACK DIMENSIONS |  |  |                 |  |   |   |   |   |   |   |   |   |    |    |      |      |    |      |      |      |    |    |     |     |     |     |     |     |     |     |
| W  |   | D   | H                       | W   | D                  | H    | W    | H               |  |  |                 |  |   |   |   |   |   |   |   |   |    |    |      |      |    |      |      |      |    |    |     |     |     |     |     |     |     |     |
| IN   | 9   | 6   | 2.75                    | -   | -                  | -    | -    | -               |  |  |                 |  |   |   |   |   |   |   |   |   |    |    |      |      |    |      |      |      |    |    |     |     |     |     |     |     |     |     |
| MM   | 229   | 152   | 70                      | -   | -                  | -    | -    | -               |  |  |                 |  |   |   |   |   |   |   |   |   |    |    |      |      |    |      |      |      |    |    |     |     |     |     |     |     |     |     |
|  |   1 per carton  |   |                         |     |                    |      |      |                 |  |  |                 |  |   |   |   |   |   |   |   |   |    |    |      |      |    |      |      |      |    |    |     |     |     |     |     |     |     |     |

| DESCRIPTION  | FEATURES  | MODEL#                    | STANDARD TEXTILE GRADES |               |   |  |          |                        |          |
|--|---|---------------------------|-------------------------|---------------|---|--|----------|------------------------|----------|
|  |   | List price                |                         |               |   |  |          |                        |          |
|  |   | <b>6777</b>               | 788                     |               |   |  |          |                        |          |
|  <p><b>Dolly for Flap Folding Chairs</b><br/>                     COM: N/A<br/>                     Unit weight: 20 LB   9.1 KG<br/>                     Carton weight: 23 LB   10.43 KG<br/>                     Carton volume: 4.5 FT³   0.12 MT³</p>       | <p>Holds up to 24 Flap folded chairs.<br/>                     Includes tether strap.</p> | <b>OVERALL DIMENSIONS</b> |                         |               | <b>SEAT DIMENSIONS</b>  |  |          | <b>BACK DIMENSIONS</b> |          |
|  |   | <b>W</b>                  | <b>D</b>                | <b>H</b>      | <b>W</b>  | <b>D</b>   | <b>H</b> | <b>W</b>               | <b>H</b> |
|  |   | IN 20.75                  | 44                      | 5.25          | -   | -  | -        | -                      | -        |
|  |   | MM 527                    | 1118                    | 133           | -   | -  | -        | -                      | -        |
|  |   |                           |                         | <b>RTA 00</b> |  | 1 per carton   |          |                        |          |
|  |   | List price                |                         |               |   |  |          |                        |          |
|  |   | <b>6778</b>               | 212                     |               |   |  |          |                        |          |
|  <p><b>Flap Ganging Bracket (box of 12)</b><br/>                     COM: N/A<br/>                     Unit weight: 0.25 LB   0.1 KG<br/>                     Carton weight: 0.29 LB   0.13 KG<br/>                     Carton volume: 0.4 FT³   0.01 MT³</p> |   | <b>OVERALL DIMENSIONS</b> |                         |               | <b>SEAT DIMENSIONS</b>  |  |          | <b>BACK DIMENSIONS</b> |          |
|  |   | <b>W</b>                  | <b>D</b>                | <b>H</b>      | <b>W</b>  | <b>D</b>   | <b>H</b> | <b>W</b>               | <b>H</b> |
|  |   | IN 4.75                   | 2.75                    | 2.37          | -   | -  | -        | -                      | -        |
|  |   | MM 121                    | 70                      | 60            | -   | -  | -        | -                      | -        |
|  |   |                           |                         | <b>RTA 00</b> |  | 12 per carton (pricing and specifications are for box of 12) |          |                        |          |

ISLANDS



model 4075





model 4076

STANDARD FEATURES

- Islands offers wood guest seating with contemporary styling.
- Two back styles: Upholstered back pad or horizontal wood slat back.
- Legs are equipped with White non-marking polypropylene glides. Suitable for both carpet and hard surface flooring.
- All cushions are fixed and non-removable.
- Does not stack.
- Upholstery options: fabric, vinyl or leather. Vinyl and leather models may feature stitch detail across the seat and/or back cushions, if applicable.

OPTIONAL FEATURES

- Frame available in Absolute (AAM), Black (BKM), Cherry (ACM), Espresso Cafe (ECM), English Oak (EOM), Fruitwood (TFM), Gray (HGM), Honey (AHM), Mahogany (TMM), Maple (AVM), Medium Walnut (MWM), Natural Walnut (NLW), Night (ASM), Noce Biondo (NBM), Noce Grigio (NGM), Noce Leggero (NEM), Noce Medio (NMM), Shaker Cherry (SKM), Walnut (TWM), WC Cream (WTM), White (VHM) and Winter Cherry (WCM). Please specify.

| DESCRIPTION  | FEATURES  | MODEL #       | STANDARD TEXTILE GRADES          |      |     |                               |     |      |                               |      |      |      |      |      |  |
|--|---|---------------|----------------------------------|------|-----|-------------------------------|-----|------|-------------------------------|------|------|------|------|------|--|
|  |   |               | 1                                | 2    | 3   | 4                             | 5   | 6    | 7                             | 8    | 9    | 10   | 11   | 12   |  |
|  <p>4075</p> <p><b>Armchair - Upholstered Back</b><br/>                     COM: 1.5 YD   1.37 M<br/>                     Unit weight: 19 LB   8.6 KG<br/>                     Carton weight: 25 LB   11.34 KG<br/>                     Carton volume: 13.25 FT³   0.37 MT³</p>         | <p>Leather stitch detail</p> <p>Does not stack.</p> <p>Ergonomic features:<br/>M, N</p> | <p>4075</p>   | 785                              | 833  | 874 | 920                           | 997 | 1067 | 1138                          | 1199 | 1276 | 1348 | 1445 | 1583 |  |
|  |   |               | <p><b>OVERALL DIMENSIONS</b></p> |      |     | <p><b>SEAT DIMENSIONS</b></p> |     |      | <p><b>BACK DIMENSIONS</b></p> |      |      |      |      |      |  |
|  |   |               | W                                | D    | H   | W                             | D   | H    | W                             | H    |      |      |      |      |  |
|  |   |               | IN 24.5                          | 23.5 | 32  | 20.5                          | 18  | 18.5 | 19                            | 13   |      |      |      |      |  |
|  |   |               | MM 622                           | 597  | 813 | 521                           | 457 | 470  | 483                           | 330  |      |      |      |      |  |
|  |   | <p>RTA 00</p> | 1 per carton                     |      |     |                               |     |      |                               |      |      |      |      |      |  |
|  <p>4076</p> <p><b>Armchair - Horizontal Wood Slat Back</b><br/>                     COM: 1 YD   0.91 M<br/>                     Unit weight: 19 LB   8.6 KG<br/>                     Carton weight: 25 LB   11.34 KG<br/>                     Carton volume: 13.25 FT³   0.37 MT³</p> | <p>Leather stitch detail</p> <p>Does not stack.</p> <p>Ergonomic features:<br/>M, N</p> | <p>4076</p>   | 850                              | 882  | 909 | 940                           | 991 | 1038 | 1085                          | 1126 | 1177 | 1225 | 1290 | 1382 |  |
|  |   |               | <p><b>OVERALL DIMENSIONS</b></p> |      |     | <p><b>SEAT DIMENSIONS</b></p> |     |      | <p><b>BACK DIMENSIONS</b></p> |      |      |      |      |      |  |
|  |   |               | W                                | D    | H   | W                             | D   | H    | W                             | H    |      |      |      |      |  |
|  |   |               | IN 24.5                          | 23.5 | 32  | 20.5                          | 18  | 18.5 | 19                            | 13   |      |      |      |      |  |
|  |   |               | MM 622                           | 597  | 813 | 521                           | 457 | 470  | 483                           | 330  |      |      |      |      |  |
|  |   | <p>RTA 00</p> | 1 per carton                     |      |     |                               |     |      |                               |      |      |      |      |      |  |

KEY



model 2155









model 2151 & 2152

STANDARD FEATURES

- Round tube Chrome frame and sled base.
- Model 2151 cannot be ganged together or ganged with armless models.
- Model 2151 stacks 10 high on floor or dolly 2155.
- Model 2152 stacks 13 high on floor and 15 high on dolly 2155.
- Standard with Black glides.
- Chrome frame is standard. A Chrome frame is recommended when stacking chairs.
- Active weight capacity for this series is 200 lbs.
- Stacked chairs may leave frame impressions in chair(s) below.
- Black injection molded armcaps are standard on model 2151.
- Upholstery options: fabric or vinyl only. Vinyl models may feature stitch detail across the seat and/or back cushions, if applicable.

OPTIONAL FEATURES

- For hard surface floors, please specify opaque non-marking glides (**NM**). No upcharge.
- Frame is also available in Black (**TBL**), Tungsten (**TTU**) or Shadow (**TSH**), please specify. Add 10%.
- Hymnal pocket with elastic top is available, please specify (**HP**) suffix on product code when ordering. Add \$28.

| DESCRIPTION  | FEATURES   | MODEL #       | STANDARD TEXTILE GRADES   |   |           |                        |             |           |                        |             |     |     |     |     |
|--|--|---------------|---|---|-----------|------------------------|-------------|-----------|------------------------|-------------|-----|-----|-----|-----|
|  |  |               | 1   | 2   | 3         | 4                      | 5           | 6         | 7                      | 8           | 9   | 10  | 11  | 12  |
|  <p><b>Nesting Chair Sled Base</b><br/>COM: 1 YD   0.91 M<br/>Unit weight: 14 LB   6.4 KG<br/>Carton weight: 17.17 LB   7.79 KG<br/>Carton volume: 13.75 FT<sup>3</sup>   0.38 MT<sup>3</sup></p> | Stacks 10 high on floor or dolly.                    | 2151          | 208   | 240   | 267       | 298                    | 349         | 396       | 443                    | 484         | 535 | 583 | 648 | 740 |
|  |  |               | <b>OVERALL DIMENSIONS</b>   |   |           | <b>SEAT DIMENSIONS</b> |             |           | <b>BACK DIMENSIONS</b> |             |     |     |     |     |
|  |  |               | <b>W</b>  | <b>D</b>  | <b>H</b>  | <b>W</b>               | <b>D</b>    | <b>H</b>  | <b>W</b>               | <b>H</b>    |     |     |     |     |
|  |  |               | IN 22.5<br>MM 572   | 23.5<br>597   | 30<br>762 | 16.5<br>419            | 16.5<br>419 | 18<br>457 | 18<br>457              | 13.5<br>343 |     |     |     |     |
|  |  | <b>RTA 00</b> | 3 per carton (pricing and specifications are for one chair)                         |   |           |                        |             |           |                        |             |     |     |     |     |
|  <p><b>Nesting - Armless Chair</b><br/>COM: 1 YD   0.91 M<br/>Unit weight: 11 LB   5 KG<br/>Carton weight: 14.17 LB   6.43 KG<br/>Carton volume: 13.75 FT<sup>3</sup>   0.38 MT<sup>3</sup></p>  | Stacks 13 high on floor.<br>Stacks 15 high on dolly. | 2152          | 185   | 217   | 244       | 275                    | 326         | 373       | 420                    | 461         | 512 | 560 | 625 | 717 |
|  |  |               | <b>OVERALL DIMENSIONS</b>   |   |           | <b>SEAT DIMENSIONS</b> |             |           | <b>BACK DIMENSIONS</b> |             |     |     |     |     |
|  |  |               | <b>W</b>  | <b>D</b>  | <b>H</b>  | <b>W</b>               | <b>D</b>    | <b>H</b>  | <b>W</b>               | <b>H</b>    |     |     |     |     |
|  |  |               | IN 18.5<br>MM 470   | 23.5<br>597   | 30<br>762 | 16.5<br>419            | 16.5<br>419 | 18<br>457 | 18<br>457              | 13.5<br>343 |     |     |     |     |
|  |  | <b>RTA 00</b> |  | 3 per carton (pricing and specifications are for one chair) |           |                        |             |           |                        |             |     |     |     |     |
|  <p><b>Dolly</b><br/>COM: N/A<br/>Unit weight: 8 LB   3.6 KG<br/>Carton weight: 11 LB   4.99 KG<br/>Carton volume: 7.5 FT<sup>3</sup>   0.21 MT<sup>3</sup></p>                                 | Accommodates up to 15 chairs.                        | 2155          | List price  |   |           |                        |             |           |                        |             |     |     |     |     |
|  |  |               | 190   |   |           |                        |             |           |                        |             |     |     |     |     |
|  |  |               | <b>OVERALL DIMENSIONS</b>   |   |           | <b>SEAT DIMENSIONS</b> |             |           | <b>BACK DIMENSIONS</b> |             |     |     |     |     |
|  |  |               | <b>W</b>  | <b>D</b>  | <b>H</b>  | <b>W</b>               | <b>D</b>    | <b>H</b>  | <b>W</b>               | <b>H</b>    |     |     |     |     |
| IN 22<br>MM 559  | 26.5<br>673  | 18<br>457     | -   | -   | -         | -                      | -           |           |                        |             |     |     |     |     |
|  |  | <b>RTA 00</b> |  | 1 per carton  |           |                        |             |           |                        |             |     |     |     |     |
|  <p><b>Ganging Clamp</b><br/>COM: N/A<br/>Unit weight: 0.3 LB   0.13 KG<br/>Carton weight: 0.3 LB   0.14 KG<br/>Carton volume: 1 FT<sup>3</sup>   0.02 MT<sup>3</sup></p>                       | Ganging 2152 & 2162 only.<br><br>Zinc-plated.        | 2156          | List price  |   |           |                        |             |           |                        |             |     |     |     |     |
|  |  |               | 9   |   |           |                        |             |           |                        |             |     |     |     |     |
|  |  |               | <b>OVERALL DIMENSIONS</b>   |   |           | <b>SEAT DIMENSIONS</b> |             |           | <b>BACK DIMENSIONS</b> |             |     |     |     |     |
|  |  |               | <b>W</b>  | <b>D</b>  | <b>H</b>  | <b>W</b>               | <b>D</b>    | <b>H</b>  | <b>W</b>               | <b>H</b>    |     |     |     |     |
| IN 3<br>MM 76  | 0.75<br>19   | 1<br>25       | -   | -   | -         | -                      | -           |           |                        |             |     |     |     |     |
|  |  | <b>RTA 00</b> | Pricing and specifications are for one clamp  |   |           |                        |             |           |                        |             |     |     |     |     |

LAYNE



model 8520T







model 8525T


STANDARD FEATURES

- Layne offers classic styling and value in a finely crafted wood framed side chair series.
- Frame construction is beechwood.
- Legs are equipped with White non-marking polypropylene glides. Suitable for both carpet and hard surface flooring.
- Offered in four back styles: fully upholstered, upholstered picture frame or vertical wood slat.
- Does not stack.
- Upholstery options: fabric, vinyl or leather. Vinyl and leather models may feature stitch detail across the seat and/or back cushions, if applicable.

OPTIONAL FEATURES

- Wood frames are available in Absolute (AAM), Black (BKM), Cherry (ACM), Espresso Cafe (ECM), English Oak (EOM), Fruitwood (TFM), Gray (HGM), Honey (AHM), Mahogany (TMM), Maple (AVM), Medium Walnut (MWM), Natural Walnut (NLW), Night (ASM), Noce Biondo (NBM), Noce Grigio (NGM), Noce Leggero (NEM), Noce Medio (NMM), Shaker Cherry (SKM), Walnut (TWM), WC Cream (WTM), White (WHM) and Winter Cherry (WCM). Please specify.

| DESCRIPTION  | FEATURES   | MODEL #                   | STANDARD TEXTILE GRADES |          |                        |          |          |                        |          |      |      |      |      |      |  |  |
|--|--|---------------------------|-------------------------|----------|------------------------|----------|----------|------------------------|----------|------|------|------|------|------|--|--|
|  |  |                           | 1                       | 2        | 3                      | 4        | 5        | 6                      | 7        | 8    | 9    | 10   | 11   | 12   |  |  |
|  <p><b>Armless Upholstered Side Chair</b><br/>COM: 1 YD   0.91 M<br/>Unit weight: 15 LB   6.8 KG<br/>Carton weight: 21 LB   9.53 KG<br/>Carton volume: 13.25 FT³   0.37 MT³</p> | Does not stack.<br><br>Ergonomic features:<br>M, N | <b>8520T</b>              | 1078                    | 1110     | 1137                   | 1168     | 1219     | 1266                   | 1313     | 1354 | 1405 | 1453 | 1518 | 1610 |  |  |
|  |  | <b>OVERALL DIMENSIONS</b> |                         |          | <b>SEAT DIMENSIONS</b> |          |          | <b>BACK DIMENSIONS</b> |          |      |      |      |      |      |  |  |
|  |  | <b>W</b>                  | <b>D</b>                | <b>H</b> | <b>W</b>               | <b>D</b> | <b>H</b> | <b>W</b>               | <b>H</b> |      |      |      |      |      |  |  |
|  |  | IN 22.75                  | 24                      | 33       | 19.5                   | 19       | 18       | 19.5                   | 15       |      |      |      |      |      |  |  |
|  |  | MM 578                    | 610                     | 838      | 495                    | 483      | 457      | 495                    | 381      |      |      |      |      |      |  |  |
|  |  | <b>RTA 00</b>             | 1 per carton            |          |                        |          |          |                        |          |      |      |      |      |      |  |  |
|  <p><b>Fully Upholstered Armchair</b><br/>COM: 2.5 YD   2.29 M<br/>Unit weight: 16 LB   7.3 KG<br/>Carton weight: 22 LB   9.98 KG<br/>Carton volume: 13.25 FT³   0.37 MT³</p>  | Does not stack.<br><br>Ergonomic features:<br>M, N | <b>8521T</b>              | 1249                    | 1329     | 1397                   | 1474     | 1602     | 1719                   | 1837     | 1939 | 2067 | 2187 | 2349 | 2579 |  |  |
|  |  | <b>OVERALL DIMENSIONS</b> |                         |          | <b>SEAT DIMENSIONS</b> |          |          | <b>BACK DIMENSIONS</b> |          |      |      |      |      |      |  |  |
|  |  | <b>W</b>                  | <b>D</b>                | <b>H</b> | <b>W</b>               | <b>D</b> | <b>H</b> | <b>W</b>               | <b>H</b> |      |      |      |      |      |  |  |
|  |  | IN 22.75                  | 24                      | 33       | 19.5                   | 19       | 18       | 19.5                   | 15       |      |      |      |      |      |  |  |
|  |  | MM 578                    | 610                     | 838      | 495                    | 483      | 457      | 495                    | 381      |      |      |      |      |      |  |  |
|  |  | <b>RTA 00</b>             | 1 per carton            |          |                        |          |          |                        |          |      |      |      |      |      |  |  |
|  <p><b>Picture Frame Armchair</b><br/>COM: 1 YD   0.91 M<br/>Unit weight: 16 LB   7.3 KG<br/>Carton weight: 22 LB   9.98 KG<br/>Carton volume: 13.25 FT³   0.37 MT³</p>       | Does not stack.<br><br>Ergonomic features:<br>M, N | <b>8522T</b>              | 1356                    | 1388     | 1415                   | 1446     | 1497     | 1544                   | 1591     | 1632 | 1683 | 1731 | 1796 | 1888 |  |  |
|  |  | <b>OVERALL DIMENSIONS</b> |                         |          | <b>SEAT DIMENSIONS</b> |          |          | <b>BACK DIMENSIONS</b> |          |      |      |      |      |      |  |  |
|  |  | <b>W</b>                  | <b>D</b>                | <b>H</b> | <b>W</b>               | <b>D</b> | <b>H</b> | <b>W</b>               | <b>H</b> |      |      |      |      |      |  |  |
|  |  | IN 22.75                  | 24                      | 33       | 19.5                   | 19       | 18       | 19.5                   | 15       |      |      |      |      |      |  |  |
|  |  | MM 578                    | 610                     | 838      | 495                    | 483      | 457      | 495                    | 381      |      |      |      |      |      |  |  |
|  |  | <b>RTA 00</b>             | 1 per carton            |          |                        |          |          |                        |          |      |      |      |      |      |  |  |
|  <p><b>Upholstered Armchair</b><br/>COM: 1 YD   0.91 M<br/>Unit weight: 16 LB   7.3 KG<br/>Carton weight: 22 LB   9.98 KG<br/>Carton volume: 13.25 FT³   0.37 MT³</p>         | Does not stack.<br><br>Ergonomic features:<br>M, N | <b>8525T</b>              | 1302                    | 1334     | 1361                   | 1392     | 1443     | 1490                   | 1537     | 1578 | 1629 | 1677 | 1742 | 1834 |  |  |
|  |  | <b>OVERALL DIMENSIONS</b> |                         |          | <b>SEAT DIMENSIONS</b> |          |          | <b>BACK DIMENSIONS</b> |          |      |      |      |      |      |  |  |
|  |  | <b>W</b>                  | <b>D</b>                | <b>H</b> | <b>W</b>               | <b>D</b> | <b>H</b> | <b>W</b>               | <b>H</b> |      |      |      |      |      |  |  |
|  |  | IN 22.75                  | 24                      | 33       | 19.5                   | 19       | 18       | 19.5                   | 15       |      |      |      |      |      |  |  |
|  |  | MM 578                    | 610                     | 838      | 495                    | 483      | 457      | 495                    | 381      |      |      |      |      |      |  |  |
|  |  | <b>RTA 00</b>             | 1 per carton            |          |                        |          |          |                        |          |      |      |      |      |      |  |  |

| DESCRIPTION   | FEATURES   | MODEL #            | STANDARD TEXTILE GRADES |      |                 |      |      |                 |      |      |      |      |      |      |  |
|---|--|--------------------|-------------------------|------|-----------------|------|------|-----------------|------|------|------|------|------|------|--|
|   |  |                    | 1                       | 2    | 3               | 4    | 5    | 6               | 7    | 8    | 9    | 10   | 11   | 12   |  |
|  <p><b>Vertical Wood Slat Armchair</b><br/>                     COM: 1 YD   0.91 M<br/>                     Unit weight: 16 LB   7.3 KG<br/>                     Carton weight: 22 LB   9.98 KG<br/>                     Carton volume: 13.25 FT<sup>3</sup>   0.37 MT<sup>3</sup></p> | <p>Does not stack.</p> <p>Ergonomic features:<br/>M, N</p> | <b>8526T</b>       | 1349                    | 1381 | 1408            | 1439 | 1490 | 1537            | 1584 | 1625 | 1676 | 1724 | 1789 | 1881 |  |
|   |  | OVERALL DIMENSIONS |                         |      | SEAT DIMENSIONS |      |      | BACK DIMENSIONS |      |      |      |      |      |      |  |
|   |  | W                  | D                       | H    | W               | D    | H    | W               | H    |      |      |      |      |      |  |
|   |  | IN 22.75           | 24                      | 33   | 19.5            | 19   | 18   | 19.5            | 15   |      |      |      |      |      |  |
| MM 578  | 610  | 838                | 495                     | 483  | 457             | 495  | 381  |                 |      |      |      |      |      |      |  |
|   |  | <b>RTA 00</b>      | 1 per carton            |      |                 |      |      |                 |      |      |      |      |      |      |  |



LITE



model 5940



model 5944



Closed Loop Arms



model 5945






model 5951C






STANDARD FEATURES

- Lite is a modern series inspired by classic designs.
- Arms are standard in cantilevered or closed loop. Both are made from fiberglass reinforced nylon, available in Black only.
- Frame is heavy duty, equipped with Sytex™ high-strength polyester webbing suspension system for extra comfort.
- Cantilever frame models are 1" diameter 12 gauge tubular steel.
- Four-legged frames are 1" diameter 12 gauge tubular steel front legs and 7/8" diameter 14 gauge tubular steel rear legs, depending on the model.
- Glides are non-marking polypropylene (NM) suitable for both carpet and hard surface flooring.
- All models are rated for active user load of 300 lb. per seat.
- Dual wheel carpet casters (C82) are standard on caster models.
- Upholstery options (upholstered models): fabric, vinyl or leather. Vinyl and leather models may feature stitch detail across the seat and/or back cushions, if applicable.

OPTIONAL FEATURES

- Mesh models are available in any of the 24 standard Vue Mesh colors. Seat and back will be the same color mesh. Please specify color: Sandy Beach (VU10), Desert Sand (VU11), Orange Sunset (VU12), Chocolate Fountain (VU13), Arctic Blue (VU14), Quarry Grey (VU15), Tidal Wave (VU16), Ivy Moss (VU17), Red Rose (VU18), Coal Black (VU19), White (VU20), Lime (VU21), Chartreuse (VU23), Pool Blue (VU26), Sky (VU28), Ice (VU30), Primary Blue (VU32), Tangerine (VU34), Paprika (VU37), Grain (VU40), Yellow (VU43), Silver Grey (VU55), Silver (VU63), Hot Pink (VU65) and Red Mittens (VU70).
- A selection of glide options is available for four-legged chairs (models 5940, 5941, 5942, 5950, 5951 and 5952). Glides must be chosen to best suit flooring type and site conditions. For more information, please refer to the glide section (page 353).
- Glides with felt pads (FG) are available for vinyl sheet, cork or laminate flooring, please specify. Add \$43.
- Glides with rubber pads (RG) are available for vinyl, hardwood, laminate, stone or ceramic flooring, please specify. Add \$43.
- For hard surface flooring casters, please specify (C9R). Add \$21.
- For leg frame finish options, please see page 374. Upcharges apply for plated finishes:
  - (CHM) Chrome. Add \$68.
  - (BCH) Brushed Chrome. Add \$88 for four-legged frame. Add \$102 for four-legged w/casters. Add \$210 for cantilever frame.
  - (SBR) Satin Brass. Add \$186 for four-legged frame. Add \$188 for four-legged w/casters. Add \$316 for cantilever frame.
  - (ACO) Antique Copper. Add \$186 for four-legged frame. Add \$188 for four-legged w/casters. Add \$316 for cantilever frame.

| DESCRIPTION   | FEATURES | MODEL #                                   | STANDARD TEXTILE GRADES   |          |          |                        |          |          |                        |
|---|----------|---|---------------------------|----------|----------|------------------------|----------|----------|------------------------|
|  <p><b>Four-Legged Frame Armless</b><br/>COM: N/A<br/>Unit weight: 20 LB   9.1 KG<br/>Carton weight: 28.5 LB   12.93 KG<br/>Carton volume: 15.5 FT³   0.43 MT³</p>           |          | <p>List price</p> <p><b>5940</b> 650</p>  |                           |          |          |                        |          |          |                        |
|   |          |   | <b>OVERALL DIMENSIONS</b> |          |          | <b>SEAT DIMENSIONS</b> |          |          | <b>BACK DIMENSIONS</b> |
|   |          | <b>W</b>                                  | <b>D</b>                  | <b>H</b> | <b>W</b> | <b>D</b>               | <b>H</b> | <b>W</b> | <b>H</b>               |
|   |          | IN 21.75                                  | 24.75                     | 34.25    | 20       | 17                     | 19       | 19       | 16                     |
|   |          | MM 552                                    | 629                       | 870      | 508      | 432                    | 483      | 483      | 406                    |
|   |          | <b>RTA 00</b>                             | 1 per carton              |          |          |                        |          |          |                        |
|  <p><b>Four-Legged Frame Armless w/Casters</b><br/>COM: N/A<br/>Unit weight: 20 LB   9.1 KG<br/>Carton weight: 28.5 LB   12.93 KG<br/>Carton volume: 15.5 FT³   0.43 MT³</p> |          | <p>List price</p> <p><b>5940C</b> 735</p> |                           |          |          |                        |          |          |                        |
|   |          |   | <b>OVERALL DIMENSIONS</b> |          |          | <b>SEAT DIMENSIONS</b> |          |          | <b>BACK DIMENSIONS</b> |
|   |          | <b>W</b>                                  | <b>D</b>                  | <b>H</b> | <b>W</b> | <b>D</b>               | <b>H</b> | <b>W</b> | <b>H</b>               |
|   |          | IN 21.5                                   | 24.75                     | 34.25    | 20       | 17                     | 19       | 19       | 16                     |
|   |          | MM 546                                    | 629                       | 870      | 508      | 432                    | 483      | 483      | 406                    |
|   |          | <b>RTA 00</b>                             | 1 per carton              |          |          |                        |          |          |                        |
|  <p><b>Four-Legged Frame w/Cantilever Arms</b><br/>COM: N/A<br/>Unit weight: 21 LB   9.5 KG<br/>Carton weight: 29.5 LB   13.38 KG<br/>Carton volume: 15.5 FT³   0.43 MT³</p> |          | <p>List price</p> <p><b>5941</b> 735</p>  |                           |          |          |                        |          |          |                        |
|   |          |   | <b>OVERALL DIMENSIONS</b> |          |          | <b>SEAT DIMENSIONS</b> |          |          | <b>BACK DIMENSIONS</b> |
|   |          | <b>W</b>                                  | <b>D</b>                  | <b>H</b> | <b>W</b> | <b>D</b>               | <b>H</b> | <b>W</b> | <b>H</b>               |
|   |          | IN 24                                     | 25.5                      | 34.25    | 20       | 17                     | 19       | 19       | 16                     |
|   |          | MM 610                                    | 648                       | 870      | 508      | 432                    | 483      | 483      | 406                    |
|   |          | <b>RTA 00</b>                             | 1 per carton              |          |          |                        |          |          |                        |

| DESCRIPTION   | FEATURES | MODEL# | STANDARD TEXTILE GRADES |                    |              |     |                 |     |     |                 |   |
|---|----------|--------|-------------------------|--------------------|--------------|-----|-----------------|-----|-----|-----------------|---|
|  <p><b>Four-Legged Frame w/Cantilever Arms &amp; Casters</b><br/>                     COM: N/A<br/>                     Unit weight: 21 LB   9.5 KG<br/>                     Carton weight: 29.5 LB   13.38 KG<br/>                     Carton volume: 15.5 FT³   0.43 MT³</p> |          |        | List price              |                    |              |     |                 |     |     |                 |   |
|   | 5941C    | 822    |                         |                    |              |     |                 |     |     |                 |   |
|   |          |        |                         | OVERALL DIMENSIONS |              |     | SEAT DIMENSIONS |     |     | BACK DIMENSIONS |   |
|   |          |        |                         | W                  | D            | H   | W               | D   | H   | W               | H |
|   |          |        | IN 24                   | 25.5               | 34.25        | 20  | 17              | 19  | 19  | 16              |   |
|   |          |        | MM 610                  | 648                | 870          | 508 | 432             | 483 | 483 | 406             |   |
|   |          |        | RTA 00                  |                    | 1 per carton |     |                 |     |     |                 |   |
|  <p><b>Four-Legged Frame w/Loop Arms</b><br/>                     COM: N/A<br/>                     Unit weight: 21 LB   9.5 KG<br/>                     Carton weight: 29.5 LB   13.38 KG<br/>                     Carton volume: 15.5 FT³   0.43 MT³</p>                     |          |        | List price              |                    |              |     |                 |     |     |                 |   |
|   | 5942     | 735    |                         |                    |              |     |                 |     |     |                 |   |
|   |          |        |                         | OVERALL DIMENSIONS |              |     | SEAT DIMENSIONS |     |     | BACK DIMENSIONS |   |
|   |          |        |                         | W                  | D            | H   | W               | D   | H   | W               | H |
|   |          |        | IN 23.75                | 25.5               | 34.25        | 20  | 17              | 19  | 19  | 16              |   |
|   |          |        | MM 603                  | 648                | 870          | 508 | 432             | 483 | 483 | 406             |   |
|   |          |        | RTA 00                  |                    | 1 per carton |     |                 |     |     |                 |   |
|  <p><b>Four-Legged Frame w/Loop Arms &amp; Casters</b><br/>                     COM: N/A<br/>                     Unit weight: 21 LB   9.5 KG<br/>                     Carton weight: 29.5 LB   13.38 KG<br/>                     Carton volume: 15.5 FT³   0.43 MT³</p>       |          |        | List price              |                    |              |     |                 |     |     |                 |   |
|   | 5942C    | 822    |                         |                    |              |     |                 |     |     |                 |   |
|   |          |        |                         | OVERALL DIMENSIONS |              |     | SEAT DIMENSIONS |     |     | BACK DIMENSIONS |   |
|   |          |        |                         | W                  | D            | H   | W               | D   | H   | W               | H |
|   |          |        | IN 23.75                | 25.5               | 34.25        | 20  | 17              | 19  | 19  | 16              |   |
|   |          |        | MM 603                  | 648                | 870          | 508 | 432             | 483 | 483 | 406             |   |
|   |          |        | RTA 00                  |                    | 1 per carton |     |                 |     |     |                 |   |
|  <p><b>Cantilever Frame Armless</b><br/>                     COM: N/A<br/>                     Unit weight: 21 LB   9.5 KG<br/>                     Carton weight: 29.5 LB   13.38 KG<br/>                     Carton volume: 15.5 FT³   0.43 MT³</p>                        |          |        | List price              |                    |              |     |                 |     |     |                 |   |
|   | 5943     | 692    |                         |                    |              |     |                 |     |     |                 |   |
|   |          |        |                         | OVERALL DIMENSIONS |              |     | SEAT DIMENSIONS |     |     | BACK DIMENSIONS |   |
|   |          |        |                         | W                  | D            | H   | W               | D   | H   | W               | H |
|   |          |        | IN 21.75                | 23.5               | 34.25        | 20  | 17              | 19  | 19  | 16              |   |
|   |          |        | MM 552                  | 597                | 870          | 508 | 432             | 483 | 483 | 406             |   |
|   |          |        | RTA 00                  |                    | 1 per carton |     |                 |     |     |                 |   |
|  <p><b>Cantilever Frame w/Cantilever Arms</b><br/>                     COM: N/A<br/>                     Unit weight: 27 LB   12.3 KG<br/>                     Carton weight: 35.5 LB   16.1 KG<br/>                     Carton volume: 15.5 FT³   0.43 MT³</p>              |          |        | List price              |                    |              |     |                 |     |     |                 |   |
|   | 5944     | 779    |                         |                    |              |     |                 |     |     |                 |   |
|   |          |        |                         | OVERALL DIMENSIONS |              |     | SEAT DIMENSIONS |     |     | BACK DIMENSIONS |   |
|   |          |        |                         | W                  | D            | H   | W               | D   | H   | W               | H |
|   |          |        | IN 24                   | 23.5               | 34.25        | 20  | 17              | 19  | 19  | 16              |   |
|   |          |        | MM 610                  | 597                | 870          | 508 | 432             | 483 | 483 | 406             |   |
|   |          |        | RTA 00                  |                    | 1 per carton |     |                 |     |     |                 |   |

DESCRIPTION FEATURES MODEL# STANDARD TEXTILE GRADES



**Cantilever Frame w/Loop Arms**  
 COM: N/A  
 Unit weight: 27 LB | 12.3 KG  
 Carton weight: 35.5 LB | 16.1 KG  
 Carton volume: 15.5 FT³ | 0.43 MT³

| List price         |      |              |                 |     |     |                 |     |
|--------------------|------|--------------|-----------------|-----|-----|-----------------|-----|
| <b>5945</b>        | 779  |              |                 |     |     |                 |     |
| OVERALL DIMENSIONS |      |              | SEAT DIMENSIONS |     |     | BACK DIMENSIONS |     |
| W                  | D    | H            | W               | D   | H   | W               | H   |
| IN 23.75           | 23.5 | 34.25        | 20              | 17  | 19  | 19              | 16  |
| MM 603             | 597  | 870          | 508             | 432 | 483 | 483             | 406 |
| <b>RTA 00</b>      |      | 1 per carton |                 |     |     |                 |     |



**Upholstered Four-Legged Frame Armless**  
 COM: 1.5 YD | 1.37 M  
 Unit weight: 20 LB | 9.1 KG  
 Carton weight: 28.5 LB | 12.93 KG  
 Carton volume: 15.5 FT³ | 0.43 MT³

| <b>5950</b>        | 1     | 2            | 3               | 4   | 5   | 6               | 7   | 8   | 9    | 10   | 11   | 12   |
|--------------------|-------|--------------|-----------------|-----|-----|-----------------|-----|-----|------|------|------|------|
|                    | 532   | 580          | 621             | 667 | 744 | 814             | 885 | 946 | 1023 | 1095 | 1192 | 1330 |
| OVERALL DIMENSIONS |       |              | SEAT DIMENSIONS |     |     | BACK DIMENSIONS |     |     |      |      |      |      |
| W                  | D     | H            | W               | D   | H   | W               | H   |     |      |      |      |      |
| IN 21.75           | 24.75 | 34.25        | 20              | 17  | 19  | 19              | 16  |     |      |      |      |      |
| MM 552             | 629   | 870          | 508             | 432 | 483 | 483             | 406 |     |      |      |      |      |
| <b>RTA 00</b>      |       | 1 per carton |                 |     |     |                 |     |     |      |      |      |      |



**Upholstered Four-Legged Frame Armless w/Casters**  
 COM: 1.5 YD | 1.37 M  
 Unit weight: 20 LB | 9.1 KG  
 Carton weight: 28.5 LB | 12.93 KG  
 Carton volume: 15.5 FT³ | 0.43 MT³

| <b>5950C</b>       | 1     | 2            | 3               | 4   | 5   | 6               | 7   | 8    | 9    | 10   | 11   | 12   |
|--------------------|-------|--------------|-----------------|-----|-----|-----------------|-----|------|------|------|------|------|
|                    | 620   | 668          | 709             | 755 | 832 | 902             | 973 | 1034 | 1111 | 1183 | 1280 | 1418 |
| OVERALL DIMENSIONS |       |              | SEAT DIMENSIONS |     |     | BACK DIMENSIONS |     |      |      |      |      |      |
| W                  | D     | H            | W               | D   | H   | W               | H   |      |      |      |      |      |
| IN 21.5            | 24.75 | 34.25        | 20              | 17  | 19  | 19              | 16  |      |      |      |      |      |
| MM 546             | 629   | 870          | 508             | 432 | 483 | 483             | 406 |      |      |      |      |      |
| <b>RTA 00</b>      |       | 1 per carton |                 |     |     |                 |     |      |      |      |      |      |








**Upholstered Four-Legged Frame w/Cantilever Arms**  
 COM: 1.5 YD | 1.37 M  
 Unit weight: 21 LB | 9.5 KG  
 Carton weight: 29.5 LB | 13.38 KG  
 Carton volume: 15.5 FT³ | 0.43 MT³

| <b>5951</b>        | 1    | 2            | 3               | 4   | 5   | 6               | 7   | 8    | 9    | 10   | 11   | 12   |
|--------------------|------|--------------|-----------------|-----|-----|-----------------|-----|------|------|------|------|------|
|                    | 620  | 668          | 709             | 755 | 832 | 902             | 973 | 1034 | 1111 | 1183 | 1280 | 1418 |
| OVERALL DIMENSIONS |      |              | SEAT DIMENSIONS |     |     | BACK DIMENSIONS |     |      |      |      |      |      |
| W                  | D    | H            | W               | D   | H   | W               | H   |      |      |      |      |      |
| IN 24              | 25.5 | 34.25        | 20              | 17  | 19  | 19              | 16  |      |      |      |      |      |
| MM 610             | 648  | 870          | 508             | 432 | 483 | 483             | 406 |      |      |      |      |      |
| <b>RTA 00</b>      |      | 1 per carton |                 |     |     |                 |     |      |      |      |      |      |



**Uph. Four-Legged Frame w/Cantilever Arms & Casters**  
 COM: 1.5 YD | 1.37 M  
 Unit weight: 21 LB | 9.5 KG  
 Carton weight: 29.5 LB | 13.38 KG  
 Carton volume: 15.5 FT³ | 0.43 MT³

| <b>5951C</b>       | 1    | 2            | 3               | 4   | 5   | 6               | 7    | 8    | 9    | 10   | 11   | 12   |
|--------------------|------|--------------|-----------------|-----|-----|-----------------|------|------|------|------|------|------|
|                    | 707  | 755          | 796             | 842 | 919 | 989             | 1060 | 1121 | 1198 | 1270 | 1367 | 1505 |
| OVERALL DIMENSIONS |      |              | SEAT DIMENSIONS |     |     | BACK DIMENSIONS |      |      |      |      |      |      |
| W                  | D    | H            | W               | D   | H   | W               | H    |      |      |      |      |      |
| IN 24              | 25.5 | 34.25        | 20              | 17  | 19  | 19              | 16   |      |      |      |      |      |
| MM 610             | 648  | 870          | 508             | 432 | 483 | 483             | 406  |      |      |      |      |      |
| <b>RTA 00</b>      |      | 1 per carton |                 |     |     |                 |      |      |      |      |      |      |

| DESCRIPTION   | FEATURES                  | MODEL#       | STANDARD TEXTILE GRADES |                        |          |          |                        |          |          |      |      |      |      |    |  |
|---|---------------------------|--------------|-------------------------|------------------------|----------|----------|------------------------|----------|----------|------|------|------|------|----|--|
|   |                           |              | 1                       | 2                      | 3        | 4        | 5                      | 6        | 7        | 8    | 9    | 10   | 11   | 12 |  |
|  <p><b>Upholstered Four-Legged Frame w/Loop Arms</b><br/>                     COM: 1.5 YD   1.37 M<br/>                     Unit weight: 21 LB   9.5 KG<br/>                     Carton weight: 29.5 LB   13.38 KG<br/>                     Carton volume: 15.5 FT³   0.43 MT³</p>               |                           |              | 1                       | 2                      | 3        | 4        | 5                      | 6        | 7        | 8    | 9    | 10   | 11   | 12 |  |
|   | <b>5952</b>               | 620          | 668                     | 709                    | 755      | 832      | 902                    | 973      | 1034     | 1111 | 1183 | 1280 | 1418 |    |  |
|   | <b>OVERALL DIMENSIONS</b> |              |                         | <b>SEAT DIMENSIONS</b> |          |          | <b>BACK DIMENSIONS</b> |          |          |      |      |      |      |    |  |
|   |                           | <b>W</b>     | <b>D</b>                | <b>H</b>               | <b>W</b> | <b>D</b> | <b>H</b>               | <b>W</b> | <b>H</b> |      |      |      |      |    |  |
|   | IN                        | 23.75        | 25.5                    | 34.25                  | 20       | 17       | 19                     | 19       | 16       |      |      |      |      |    |  |
| MM  | 603                       | 648          | 870                     | 508                    | 432      | 483      | 483                    | 406      |          |      |      |      |      |    |  |
|   | <b>RTA 00</b>             | 1 per carton |                         |                        |          |          |                        |          |          |      |      |      |      |    |  |
|  <p><b>Upholstered Four-Legged Frame w/Loop Arms &amp; Casters</b><br/>                     COM: 1.5 YD   1.37 M<br/>                     Unit weight: 21 LB   9.5 KG<br/>                     Carton weight: 29.5 LB   13.38 KG<br/>                     Carton volume: 15.5 FT³   0.43 MT³</p> |                           |              | 1                       | 2                      | 3        | 4        | 5                      | 6        | 7        | 8    | 9    | 10   | 11   | 12 |  |
|   | <b>5952C</b>              | 707          | 755                     | 796                    | 842      | 919      | 989                    | 1060     | 1121     | 1198 | 1270 | 1367 | 1505 |    |  |
|   | <b>OVERALL DIMENSIONS</b> |              |                         | <b>SEAT DIMENSIONS</b> |          |          | <b>BACK DIMENSIONS</b> |          |          |      |      |      |      |    |  |
|   |                           | <b>W</b>     | <b>D</b>                | <b>H</b>               | <b>W</b> | <b>D</b> | <b>H</b>               | <b>W</b> | <b>H</b> |      |      |      |      |    |  |
|   | IN                        | 23.75        | 25.5                    | 34.25                  | 20       | 17       | 19                     | 19       | 16       |      |      |      |      |    |  |
| MM  | 603                       | 648          | 870                     | 508                    | 432      | 483      | 483                    | 406      |          |      |      |      |      |    |  |
|   | <b>RTA 00</b>             | 1 per carton |                         |                        |          |          |                        |          |          |      |      |      |      |    |  |
|  <p><b>Upholstered Cantilever Frame Armless</b><br/>                     COM: 1.5 YD   1.37 M<br/>                     Unit weight: 21 LB   9.5 KG<br/>                     Carton weight: 29.5 LB   13.38 KG<br/>                     Carton volume: 15.5 FT³   0.43 MT³</p>                    |                           |              | 1                       | 2                      | 3        | 4        | 5                      | 6        | 7        | 8    | 9    | 10   | 11   | 12 |  |
|   | <b>5953</b>               | 576          | 624                     | 665                    | 711      | 788      | 858                    | 929      | 990      | 1067 | 1139 | 1236 | 1374 |    |  |
|   | <b>OVERALL DIMENSIONS</b> |              |                         | <b>SEAT DIMENSIONS</b> |          |          | <b>BACK DIMENSIONS</b> |          |          |      |      |      |      |    |  |
|   |                           | <b>W</b>     | <b>D</b>                | <b>H</b>               | <b>W</b> | <b>D</b> | <b>H</b>               | <b>W</b> | <b>H</b> |      |      |      |      |    |  |
|   | IN                        | 21.75        | 23.5                    | 34.25                  | 20       | 17       | 19                     | 19       | 16       |      |      |      |      |    |  |
| MM  | 552                       | 597          | 870                     | 508                    | 432      | 483      | 483                    | 406      |          |      |      |      |      |    |  |
|   | <b>RTA 00</b>             | 1 per carton |                         |                        |          |          |                        |          |          |      |      |      |      |    |  |
|  <p><b>Upholstered Cantilever Frame w/Cantilever Arms</b><br/>                     COM: 1.5 YD   1.37 M<br/>                     Unit weight: 27 LB   12.3 KG<br/>                     Carton weight: 35.5 LB   16.1 KG<br/>                     Carton volume: 15.5 FT³   0.43 MT³</p>        |                           |              | 1                       | 2                      | 3        | 4        | 5                      | 6        | 7        | 8    | 9    | 10   | 11   | 12 |  |
|   | <b>5954</b>               | 664          | 712                     | 753                    | 799      | 876      | 946                    | 1017     | 1078     | 1155 | 1227 | 1324 | 1462 |    |  |
|   | <b>OVERALL DIMENSIONS</b> |              |                         | <b>SEAT DIMENSIONS</b> |          |          | <b>BACK DIMENSIONS</b> |          |          |      |      |      |      |    |  |
|   |                           | <b>W</b>     | <b>D</b>                | <b>H</b>               | <b>W</b> | <b>D</b> | <b>H</b>               | <b>W</b> | <b>H</b> |      |      |      |      |    |  |
|   | IN                        | 24           | 23.5                    | 34.25                  | 20       | 17       | 19                     | 19       | 16       |      |      |      |      |    |  |
| MM  | 610                       | 597          | 870                     | 508                    | 432      | 483      | 483                    | 406      |          |      |      |      |      |    |  |
|   | <b>RTA 00</b>             | 1 per carton |                         |                        |          |          |                        |          |          |      |      |      |      |    |  |
|  <p><b>Upholstered Cantilever Frame w/Loop Arms</b><br/>                     COM: 1.5 YD   1.37 M<br/>                     Unit weight: 27 LB   12.3 KG<br/>                     Carton weight: 35.5 LB   16.1 KG<br/>                     Carton volume: 15.5 FT³   0.43 MT³</p>              |                           |              | 1                       | 2                      | 3        | 4        | 5                      | 6        | 7        | 8    | 9    | 10   | 11   | 12 |  |
|   | <b>5955</b>               | 664          | 712                     | 753                    | 799      | 876      | 946                    | 1017     | 1078     | 1155 | 1227 | 1324 | 1462 |    |  |
|   | <b>OVERALL DIMENSIONS</b> |              |                         | <b>SEAT DIMENSIONS</b> |          |          | <b>BACK DIMENSIONS</b> |          |          |      |      |      |      |    |  |
|   |                           | <b>W</b>     | <b>D</b>                | <b>H</b>               | <b>W</b> | <b>D</b> | <b>H</b>               | <b>W</b> | <b>H</b> |      |      |      |      |    |  |
|   | IN                        | 23.75        | 23.5                    | 34.25                  | 20       | 17       | 19                     | 19       | 16       |      |      |      |      |    |  |
| MM  | 603                       | 597          | 870                     | 508                    | 432      | 483      | 483                    | 406      |          |      |      |      |      |    |  |
|   | <b>RTA 00</b>             | 1 per carton |                         |                        |          |          |                        |          |          |      |      |      |      |    |  |

LOCUST







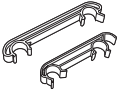

model 2121

STANDARD FEATURES

- Designed for reception and casual work areas.
- Stacks 6 high on floor or FP15 dolly.
- Standard glide is Black polypropylene.
- Standard with soft, durable, Black self-skinned urethane (SSU) armcaps that are warm to the touch.
- Upholstery options: fabric or vinyl only. Vinyl models may feature stitch detail across the seat and/or back cushions, if applicable.

OPTIONAL FEATURES

- Frames are available in textured Sandtex finishes: Black (TBL), Chrome (CHM), Shadow (TSH) or Tungsten (TTU). No upcharge.
- A selection of glide options is available. Glides must be chosen to best suit flooring type and site conditions. For more information, please refer to the glide section (page 353).
- Glides with felt pads (FG) are available for vinyl sheet, cork or laminate flooring, please specify. Add \$43.
- Glides with rubber pads (RG) are available for vinyl, hardwood, laminate, stone or ceramic flooring, please specify. Add \$43.
- Steel cushioned self-leveling glides (B) are available on all models (adds 0.5" to seat height), please specify. Add \$17.

| DESCRIPTION   | FEATURES                            | MODEL #                   | STANDARD TEXTILE GRADES                                     |   |  |     |     |                        |     |     |     |     |     |     |  |  |
|---|-------------------------------------|---------------------------|---|---|--|-----|-----|------------------------|-----|-----|-----|-----|-----|-----|--|--|
|   |                                     |                           | 1   | 2   | 3  | 4   | 5   | 6                      | 7   | 8   | 9   | 10  | 11  | 12  |  |  |
|  <p><b>Stacking Armchair SSU Arms</b><br/>COM: 1 YD   0.91 M<br/>Unit weight: 15 LB   6.8 KG<br/>Carton weight: 17.67 LB   8.01 KG<br/>Carton volume: 13.75 FT³   0.38 MT³</p> | Stacks 6 high on floor or on dolly. | <b>2121</b>               | 350   | 382   | 409  | 440 | 491 | 538                    | 585 | 626 | 677 | 725 | 790 | 882 |  |  |
|   |                                     | <b>OVERALL DIMENSIONS</b> |   |   | <b>SEAT DIMENSIONS</b>                                     |     |     | <b>BACK DIMENSIONS</b> |     |     |     |     |     |     |  |  |
|   |                                     | W D H                     |   |   | W D H  |     |     | W H                    |     |     |     |     |     |     |  |  |
|   |                                     | IN 23                     | 22  | 32  | 19   | 18  | 18  | 19                     | 14  |     |     |     |     |     |  |  |
| MM 584  | 559                                 | 813                       | 483   | 457   | 457  | 483 | 356 |                        |     |     |     |     |     |     |  |  |
|   |                                     | <b>RTA 00</b>             | 3 per carton (pricing and specifications are for one chair) |   |  |     |     |                        |     |     |     |     |     |     |  |  |
|  <p><b>Stacking Chair Armless</b><br/>COM: 1 YD   0.91 M<br/>Unit weight: 12 LB   5.5 KG<br/>Carton weight: 14.67 LB   6.65 KG<br/>Carton volume: 13.75 FT³   0.38 MT³</p>    | Stacks 6 high on floor or on dolly. | <b>2122</b>               | 254   | 286   | 313  | 344 | 395 | 442                    | 489 | 530 | 581 | 629 | 694 | 786 |  |  |
|   |                                     | <b>OVERALL DIMENSIONS</b> |   |   | <b>SEAT DIMENSIONS</b>                                     |     |     | <b>BACK DIMENSIONS</b> |     |     |     |     |     |     |  |  |
|   |                                     | W D H                     |   |   | W D H  |     |     | W H                    |     |     |     |     |     |     |  |  |
|   |                                     | IN 20                     | 22  | 32  | 19   | 18  | 18  | 19                     | 14  |     |     |     |     |     |  |  |
| MM 508  | 559                                 | 813                       | 483   | 457   | 457  | 483 | 356 |                        |     |     |     |     |     |     |  |  |
|   |                                     | <b>RTA 00</b>             | 3 per carton (pricing and specifications are for one chair) |   |  |     |     |                        |     |     |     |     |     |     |  |  |
|   |                                     |                           | List price  |   |  |     |     |                        |     |     |     |     |     |     |  |  |
|   |                                     | <b>FP15</b>               | 176   |   |  |     |     |                        |     |     |     |     |     |     |  |  |
|  <p><b>Chair Dolly</b><br/>COM: N/A<br/>Unit weight: 6.5 LB   2.94 KG<br/>Carton weight: 6.5 LB   2.95 KG<br/>Carton volume: 1.5 FT³   0.04 MT³</p>                          |                                     | <b>2131</b>               | 20.25   | 21.5  | 3.75   | -   | -   | -                      | -   | -   |     |     |     |     |  |  |
|   |                                     | MM 514                    | 546   | 95  | -  | -   | -   | -                      | -   |     |     |     |     |     |  |  |
|   |                                     |                           |   | <b>RTA 00</b>   | 1 per carton   |     |     |                        |     |     |     |     |     |     |  |  |
|   |                                     |                           |   |  | Pricing is for the set, specifications are for one bracket |     |     |                        |     |     |     |     |     |     |  |  |
|   |                                     |                           | List price  |   |  |     |     |                        |     |     |     |     |     |     |  |  |
|   |                                     | <b>2131</b>               | 6   |   |  |     |     |                        |     |     |     |     |     |     |  |  |
|  <p><b>Snap On Ganging Brackets - Set of 2</b><br/>COM: N/A<br/>Unit weight: 0.07 LB   N/A KG<br/>Carton weight: 0.59 LB   0.27 KG<br/>Carton volume: 1 FT³   0.02 MT³</p>   |                                     | <b>2131</b>               | 0.87  | 7.75  | 1.5  | -   | -   | -                      | -   | -   |     |     |     |     |  |  |
|   |                                     | MM 22                     | 197   | 38  | -  | -   | -   | -                      | -   |     |     |     |     |     |  |  |
|   |                                     |                           |   | <b>RTA 00</b>   | Pricing is for the set, specifications are for one bracket |     |     |                        |     |     |     |     |     |     |  |  |
|   |                                     |                           |   |  | Pricing is for the set, specifications are for one bracket |     |     |                        |     |     |     |     |     |     |  |  |

MARCHE



model 8624 (BCH)






model 8621 (CHM)





STANDARD FEATURES

- A contemporary wood seating series.
- Legs are standard in Black with Black non-marking glides.
- Does not stack.
- Upholstery options: fabric, vinyl or leather. Vinyl and leather models may feature stitch detail across the seat and/or back cushions, if applicable.

OPTIONAL FEATURES

- Wood backs are available in Absolute (AAM), Black (BKM), Cherry (ACM), Cream (WTM), Espresso Cafe (ECM), English Oak (EOM), Fruitwood (TFM), Gray (HGM), Honey (AHM), Mahogany (TMM), Maple (AVM), Medium Walnut (MWM), Night (ASM), Noce Biondo (NBM), Noce Grigio (NGM), Noce Leggero (NEM), Noce Medio (NMM), Shaker Cherry (SKM), Walnut (TWM), White (WHM) and Winter Cherry (WCM). Please specify.
- Optional leg finishes are available: (TTU) Tungsten. No upcharge. (CHM) Chrome. Add \$59. (BCH) Brushed Chrome. Add \$59.

| DESCRIPTION   | FEATURES | MODEL #        | STANDARD TEXTILE GRADES   |          |          |                        |          |          |                        |          |      |      |      |      |
|---|----------|----------------|---------------------------|----------|----------|------------------------|----------|----------|------------------------|----------|------|------|------|------|
|   |          |                | 1                         | 2        | 3        | 4                      | 5        | 6        | 7                      | 8        | 9    | 10   | 11   | 12   |
|  <p><b>Side Chair w/Open Wood Back</b><br/>COM: 1 YD   0.91 M<br/>Unit weight: 20 LB   9.1 KG<br/>Carton weight: 27 LB   12.25 KG<br/>Carton volume: 11.25 FT<sup>3</sup>   0.31 MT<sup>3</sup></p> <p>Does not stack.</p>                     |          | <b>8621</b>    | 830                       | 862      | 889      | 920                    | 971      | 1018     | 1065                   | 1106     | 1157 | 1205 | 1270 | 1362 |
|   |          |                | <b>OVERALL DIMENSIONS</b> |          |          | <b>SEAT DIMENSIONS</b> |          |          | <b>BACK DIMENSIONS</b> |          |      |      |      |      |
|   |          |                | <b>W</b>                  | <b>D</b> | <b>H</b> | <b>W</b>               | <b>D</b> | <b>H</b> | <b>W</b>               | <b>H</b> |      |      |      |      |
|   |          |                | IN                        | 20       | 21       | 31.5                   | 19       | 16.5     | 19                     | 19       | 12.5 |      |      |      |
|   |          |                | MM                        | 508      | 533      | 800                    | 483      | 419      | 483                    | 483      | 318  |      |      |      |
|   |          | <b>RTA 00</b>  | 1 per carton              |          |          |                        |          |          |                        |          |      |      |      |      |
|  <p><b>Side Chair w/Closed Upholstered Wood Back</b><br/>COM: 2.25 YD   2.06 M<br/>Unit weight: 20 LB   9.1 KG<br/>Carton weight: 27 LB   12.25 KG<br/>Carton volume: 11.25 FT<sup>3</sup>   0.31 MT<sup>3</sup></p> <p>Does not stack.</p>    |          | <b>8622</b>    | 881                       | 953      | 1014     | 1084                   | 1198     | 1304     | 1410                   | 1502     | 1617 | 1725 | 1871 | 2078 |
|   |          |                | <b>OVERALL DIMENSIONS</b> |          |          | <b>SEAT DIMENSIONS</b> |          |          | <b>BACK DIMENSIONS</b> |          |      |      |      |      |
|   |          |                | <b>W</b>                  | <b>D</b> | <b>H</b> | <b>W</b>               | <b>D</b> | <b>H</b> | <b>W</b>               | <b>H</b> |      |      |      |      |
|   |          |                | IN                        | 20       | 21       | 31.5                   | 19       | 16.5     | 19                     | 19       | 12.5 |      |      |      |
|   |          |                | MM                        | 508      | 533      | 800                    | 483      | 419      | 483                    | 483      | 318  |      |      |      |
|   |          | <b>RTA 00</b>  | 1 per carton              |          |          |                        |          |          |                        |          |      |      |      |      |
|  <p><b>Side Chair w/Closed Wood Back</b><br/>COM: 1 YD   0.91 M<br/>Unit weight: 20 LB   9.1 KG<br/>Carton weight: 27 LB   12.25 KG<br/>Carton volume: 11.25 FT<sup>3</sup>   0.31 MT<sup>3</sup></p> <p>Does not stack.</p>                 |          | <b>8624</b>    | 830                       | 862      | 889      | 920                    | 971      | 1018     | 1065                   | 1106     | 1157 | 1205 | 1270 | 1362 |
|   |          |                | <b>OVERALL DIMENSIONS</b> |          |          | <b>SEAT DIMENSIONS</b> |          |          | <b>BACK DIMENSIONS</b> |          |      |      |      |      |
|   |          |                | <b>W</b>                  | <b>D</b> | <b>H</b> | <b>W</b>               | <b>D</b> | <b>H</b> | <b>W</b>               | <b>H</b> |      |      |      |      |
|   |          |                | IN                        | 20       | 21       | 31.5                   | 19       | 16.5     | 19                     | 19       | 12.5 |      |      |      |
|   |          |                | MM                        | 508      | 533      | 800                    | 483      | 419      | 483                    | 483      | 318  |      |      |      |
|   |          | <b>RTA 00</b>  | 1 per carton              |          |          |                        |          |          |                        |          |      |      |      |      |
|  <p><b>Counter Stool w/Open Wood Back</b><br/>COM: 1 YD   0.91 M<br/>Unit weight: 25 LB   11.4 KG<br/>Carton weight: 32 LB   14.51 KG<br/>Carton volume: 13 FT<sup>3</sup>   0.36 MT<sup>3</sup></p> <p>Does not stack.</p>                  |          | <b>8621S26</b> | 1106                      | 1138     | 1165     | 1196                   | 1247     | 1294     | 1341                   | 1382     | 1433 | 1481 | 1546 | 1638 |
|   |          |                | <b>OVERALL DIMENSIONS</b> |          |          | <b>SEAT DIMENSIONS</b> |          |          | <b>BACK DIMENSIONS</b> |          |      |      |      |      |
|   |          |                | <b>W</b>                  | <b>D</b> | <b>H</b> | <b>W</b>               | <b>D</b> | <b>H</b> | <b>W</b>               | <b>H</b> |      |      |      |      |
|   |          |                | IN                        | 20       | 21       | 38.5                   | 19       | 16.5     | 26                     | 19       | 12.5 |      |      |      |
|   |          |                | MM                        | 508      | 533      | 978                    | 483      | 419      | 660                    | 483      | 318  |      |      |      |
|   |          | <b>RTA 00</b>  | 1 per carton              |          |          |                        |          |          |                        |          |      |      |      |      |
|  <p><b>Counter Stool w/Closed Upholstered Wood Back</b><br/>COM: 2.25 YD   2.06 M<br/>Unit weight: 25 LB   11.4 KG<br/>Carton weight: 32 LB   14.51 KG<br/>Carton volume: 13 FT<sup>3</sup>   0.36 MT<sup>3</sup></p> <p>Does not stack.</p> |          | <b>8622S26</b> | 1154                      | 1226     | 1287     | 1357                   | 1471     | 1577     | 1683                   | 1775     | 1890 | 1998 | 2144 | 2351 |
|   |          |                | <b>OVERALL DIMENSIONS</b> |          |          | <b>SEAT DIMENSIONS</b> |          |          | <b>BACK DIMENSIONS</b> |          |      |      |      |      |
|   |          |                | <b>W</b>                  | <b>D</b> | <b>H</b> | <b>W</b>               | <b>D</b> | <b>H</b> | <b>W</b>               | <b>H</b> |      |      |      |      |
|   |          |                | IN                        | 20       | 21       | 38.5                   | 19       | 16.5     | 26                     | 19       | 12.5 |      |      |      |
|   |          |                | MM                        | 508      | 533      | 978                    | 483      | 419      | 660                    | 483      | 318  |      |      |      |
|   |          | <b>RTA 00</b>  | 1 per carton              |          |          |                        |          |          |                        |          |      |      |      |      |

| DESCRIPTION   | FEATURES        | MODEL #        | STANDARD TEXTILE GRADES   |           |              |                        |             |           |                        |             |      |      |      |      |
|---|-----------------|----------------|---------------------------|-----------|--------------|------------------------|-------------|-----------|------------------------|-------------|------|------|------|------|
|   |                 |                | 1                         | 2         | 3            | 4                      | 5           | 6         | 7                      | 8           | 9    | 10   | 11   | 12   |
|  <p><b>Counter Stool w/Closed Wood Back</b><br/>                     COM: 1 YD   0.91 M<br/>                     Unit weight: 25 LB   11.4 KG<br/>                     Carton weight: 32 LB   14.51 KG<br/>                     Carton volume: 13 FT³   0.36 MT³</p>           | Does not stack. | <b>8624S26</b> | 1106                      | 1138      | 1165         | 1196                   | 1247        | 1294      | 1341                   | 1382        | 1433 | 1481 | 1546 | 1638 |
|   |                 |                | <b>OVERALL DIMENSIONS</b> |           |              | <b>SEAT DIMENSIONS</b> |             |           | <b>BACK DIMENSIONS</b> |             |      |      |      |      |
|   |                 |                | <b>W</b>                  | <b>D</b>  | <b>H</b>     | <b>W</b>               | <b>D</b>    | <b>H</b>  | <b>W</b>               | <b>H</b>    |      |      |      |      |
|   |                 |                | IN 20<br>MM 508           | 21<br>533 | 38.5<br>978  | 19<br>483              | 16.5<br>419 | 26<br>660 | 19<br>483              | 12.5<br>318 |      |      |      |      |
|   |                 |                | <b>RTA 00</b>             |           | 1 per carton |                        |             |           |                        |             |      |      |      |      |
|  <p><b>Barstool w/Open Wood Back</b><br/>                     COM: 1 YD   0.91 M<br/>                     Unit weight: 30 LB   13.6 KG<br/>                     Carton weight: 38 LB   17.24 KG<br/>                     Carton volume: 14 FT³   0.39 MT³</p>                  | Does not stack. | <b>8621S30</b> | 1106                      | 1138      | 1165         | 1196                   | 1247        | 1294      | 1341                   | 1382        | 1433 | 1481 | 1546 | 1638 |
|   |                 |                | <b>OVERALL DIMENSIONS</b> |           |              | <b>SEAT DIMENSIONS</b> |             |           | <b>BACK DIMENSIONS</b> |             |      |      |      |      |
|   |                 |                | <b>W</b>                  | <b>D</b>  | <b>H</b>     | <b>W</b>               | <b>D</b>    | <b>H</b>  | <b>W</b>               | <b>H</b>    |      |      |      |      |
|   |                 |                | IN 20<br>MM 508           | 21<br>533 | 42.5<br>1080 | 19<br>483              | 16.5<br>419 | 30<br>762 | 19<br>483              | 12.5<br>318 |      |      |      |      |
|   |                 |                | <b>RTA 00</b>             |           | 1 per carton |                        |             |           |                        |             |      |      |      |      |
|  <p><b>Barstool w/Closed Upholstered Wood Back</b><br/>                     COM: 2.25 YD   2.06 M<br/>                     Unit weight: 30 LB   13.6 KG<br/>                     Carton weight: 38 LB   17.24 KG<br/>                     Carton volume: 14 FT³   0.39 MT³</p> | Does not stack. | <b>8622S30</b> | 1154                      | 1226      | 1287         | 1357                   | 1471        | 1577      | 1683                   | 1775        | 1890 | 1998 | 2144 | 2351 |
|   |                 |                | <b>OVERALL DIMENSIONS</b> |           |              | <b>SEAT DIMENSIONS</b> |             |           | <b>BACK DIMENSIONS</b> |             |      |      |      |      |
|   |                 |                | <b>W</b>                  | <b>D</b>  | <b>H</b>     | <b>W</b>               | <b>D</b>    | <b>H</b>  | <b>W</b>               | <b>H</b>    |      |      |      |      |
|   |                 |                | IN 20<br>MM 508           | 21<br>533 | 42.5<br>1080 | 19<br>483              | 16.5<br>419 | 30<br>762 | 19<br>483              | 12.5<br>318 |      |      |      |      |
|   |                 |                | <b>RTA 00</b>             |           | 1 per carton |                        |             |           |                        |             |      |      |      |      |
|  <p><b>Barstool w/Closed Wood Back</b><br/>                     COM: 1 YD   0.91 M<br/>                     Unit weight: 30 LB   13.6 KG<br/>                     Carton weight: 38 LB   17.24 KG<br/>                     Carton volume: 14 FT³   0.39 MT³</p>              | Does not stack. | <b>8624S30</b> | 1106                      | 1138      | 1165         | 1196                   | 1247        | 1294      | 1341                   | 1382        | 1433 | 1481 | 1546 | 1638 |
|   |                 |                | <b>OVERALL DIMENSIONS</b> |           |              | <b>SEAT DIMENSIONS</b> |             |           | <b>BACK DIMENSIONS</b> |             |      |      |      |      |
|   |                 |                | <b>W</b>                  | <b>D</b>  | <b>H</b>     | <b>W</b>               | <b>D</b>    | <b>H</b>  | <b>W</b>               | <b>H</b>    |      |      |      |      |
|   |                 |                | IN 20<br>MM 508           | 21<br>533 | 42.5<br>1080 | 19<br>483              | 16.5<br>419 | 30<br>762 | 19<br>483              | 12.5<br>318 |      |      |      |      |
|   |                 |                | <b>RTA 00</b>             |           | 1 per carton |                        |             |           |                        |             |      |      |      |      |

MAYNE



model 8335T







model 8336T

STANDARD FEATURES

- Mayne offers classic styling and value in a finely crafted wood framed side chair.
- Frame construction is beechwood.
- Legs are equipped with White non-marking polypropylene glides. Suitable for both carpet and hard surface flooring.
- Offered in two back styles: upholstered back or vertical wood slat.
- Does not stack.
- Upholstery options: fabric, vinyl or leather. Vinyl and leather models may feature stitch detail across the seat and/or back cushions, if applicable.

OPTIONAL FEATURES

- Wood frame are available in Absolute (AAM), Black (BKM), Cherry (ACM), Espresso Cafe (ECM), English Oak (EOM), Fruitwood (TFM), Gray (HGM), Honey (AHM), Mahogany (TMM), Maple (AVM), Medium Walnut (MWM), Natural Walnut (NLW), Night (ASM), Noce Biondo (NBM), Noce Grigio (NGM), Noce Leggero (NEM), Noce Medio (NMM), Shaker Cherry (SKM), Walnut (TWM), WC Cream (WTM), White (WHM) and Winter Cherry (WCM). Please specify.

| DESCRIPTION   | FEATURES   | MODEL #             | STANDARD TEXTILE GRADES   |             |           |                               |           |             |                               |           |      |      |      |      |  |
|---|--|---------------------|---|-------------|-----------|-------------------------------|-----------|-------------|-------------------------------|-----------|------|------|------|------|--|
|   |  |                     | 1   | 2           | 3         | 4                             | 5         | 6           | 7                             | 8         | 9    | 10   | 11   | 12   |  |
|  <p><b>Upholstered Armchair</b><br/>COM: 1 YD   0.91 M<br/>Unit weight: 21 LB   9.5 KG<br/>Carton weight: 27 LB   12.25 KG<br/>Carton volume: 13.25 FT<sup>3</sup>   0.37 MT<sup>3</sup></p>         | <p>Does not stack.</p> <p>Ergonomic features:<br/>M, N</p> | <p><b>8335T</b></p> | 1129  | 1161        | 1188      | 1219                          | 1270      | 1317        | 1364                          | 1405      | 1456 | 1504 | 1569 | 1661 |  |
|   |  |                     | <p><b>OVERALL DIMENSIONS</b></p>  |             |           | <p><b>SEAT DIMENSIONS</b></p> |           |             | <p><b>BACK DIMENSIONS</b></p> |           |      |      |      |      |  |
|   |  |                     | W   | D           | H         | W                             | D         | H           | W                             | H         |      |      |      |      |  |
|   |  |                     | IN 23<br>MM 584   | 24.5<br>622 | 33<br>838 | 20.5<br>521                   | 18<br>457 | 18.5<br>470 | 19<br>483                     | 14<br>356 |      |      |      |      |  |
|   |  |                     | <p><b>RTA 00</b>  1 per carton</p>   |             |           |                               |           |             |                               |           |      |      |      |      |  |
|  <p><b>Vertical Wood Slat Armchair</b><br/>COM: 1 YD   0.91 M<br/>Unit weight: 19 LB   8.6 KG<br/>Carton weight: 25 LB   11.34 KG<br/>Carton volume: 13.25 FT<sup>3</sup>   0.37 MT<sup>3</sup></p> | <p>Does not stack.</p> <p>Ergonomic features:<br/>M, N</p> | <p><b>8336T</b></p> | 1107  | 1139        | 1166      | 1197                          | 1248      | 1295        | 1342                          | 1383      | 1434 | 1482 | 1547 | 1639 |  |
|   |  |                     | <p><b>OVERALL DIMENSIONS</b></p>  |             |           | <p><b>SEAT DIMENSIONS</b></p> |           |             | <p><b>BACK DIMENSIONS</b></p> |           |      |      |      |      |  |
|   |  |                     | W   | D           | H         | W                             | D         | H           | W                             | H         |      |      |      |      |  |
|   |  |                     | IN 23<br>MM 584   | 24.5<br>622 | 33<br>838 | 20.5<br>521                   | 18<br>457 | 18.5<br>470 | 19<br>483                     | 14<br>356 |      |      |      |      |  |
|   |  |                     | <p><b>RTA 00</b>  1 per carton</p> |             |           |                               |           |             |                               |           |      |      |      |      |  |



MODA



model 6961

Moda Stacking Chairs



For Moda stacking chairs, see page 165.

STANDARD FEATURES

- Moda is an upscale, classic looking multi-purpose product, ideal for conference rooms, training, break out and collaboration areas as well as light-use tasking.
- Chairs are molded with a one-piece shell. Available in Night (**BLK**), Cloud (**IVC**) or Shadow (**SHW**).
- Chair frame consists of a polished aluminum chassis on four steel legs in a durable Chrome finish.
- Standard with nylon glides (**N1**), suitable for carpet, rubber or concrete flooring.
- Upholstery options: fabric, vinyl or leather. Vinyl and leather models may feature stitch detail across the seat and/or back cushions, if applicable.

OPTIONAL FEATURES



- All models are available with optional armcaps in Black self-skinned urethane (**SSU**), in Black, Clear Grey or White finish plastic, or in Butternut, Ebony or Walnut woodgrain to match leg finishes.
- Model 6961 armcaps can also be upholstered in the matching fabric, vinyl or leather.
- Adjustable swivel glides (**SL**) are available for uneven floors, please specify.
- Glides with felt pads (**FG**) are available for vinyl sheet, cork or laminate flooring, please specify. Add \$17.
- Glides with rubber pads (**RG**) are available for vinyl sheet, hardwood, laminate, stone or ceramic flooring, please specify. Add \$17.

Please add option codes in the following order:

- **Model number**  
**6960** Armchair  
**6961** Armchair w/upholstered seat
- **Textile**  
Specify textile code for seat (model 6961 only).
- **Shell finish** (no upcharge)  
**(BLK)** Night  
**(IVC)** Cloud  
**(SHW)** Shadow
- **Armcap finish**  
**(NC)** No armcaps.  
**(GC)** Clear Grey plastic. Add \$24.  
**(H3)** Black plastic. Add \$24.  
**(H4)** White plastic. Add \$24.  
**(SS)** Black SSU. Add \$47.  
**(BT)** Butternut woodgrain plastic. Add \$96.  
**(EB)** Ebony woodgrain plastic. Add \$96.  
**(WU)** Walnut woodgrain plastic. Add \$96.  
**(UP)** Upholstered (matches seat, model 6961 only). Add \$54.
- **Leg finish**  
**(CHM)** Chrome. No upcharge.  
**(TBL)** Black. Add \$72.  
**(TTU)** Tungsten. Add \$72.  
**(BT)** Butternut woodgrain. Add \$149.  
**(EB)** Ebony woodgrain. Add \$149.  
**(WU)** Walnut woodgrain. Add \$149.
- **Glide style** (no upcharge)  
**(ST)** Fixed.  
**(SL)** Adjustable swivel.
- **Glide type**  
**(N1)** Standard nylon. No upcharge.  
**(FG)** Felt. Add \$17.  
**(RG)** Rubber. Add \$17.

EXAMPLE MODA FOUR-LEGGED CHAIR ORDER CODE:

|         |         |       |         |      |             |            |
|---------|---------|-------|---------|------|-------------|------------|
| 6961    | -HD05   | -IVC  | -NC     | -CHM | -ST         | -N1        |
| Model # | Textile | Shell | Armcaps | Legs | Glide style | Glide type |

| DESCRIPTION  | FEATURES                             | MODEL # | STANDARD TEXTILE GRADES  |     |                                    |              |     |                                 |      |      |                               |      |  |  |  |   |   |   |   |   |   |   |   |   |    |    |    |             |     |     |     |     |     |     |     |      |      |      |      |      |
|--|--------------------------------------|---------|--|-----|------------------------------------|--------------|-----|---------------------------------|------|------|-------------------------------|------|--|--|--|---|---|---|---|---|---|---|---|---|----|----|----|-------------|-----|-----|-----|-----|-----|-----|-----|------|------|------|------|------|
|  <p><b>Four-Legged Armchair</b><br/>                     COM: N/A<br/>                     Unit weight: 16 LB   7.3 KG<br/>                     Carton weight: 25 LB   11.34 KG<br/>                     Carton volume: 17.5 FT³   0.49 MT³</p>             | Polypropylene seat & back.           | 6960    | List price   |     |                                    |              |     |                                 |      |      |                               |      |  |  |  |   |   |   |   |   |   |   |   |   |    |    |    |             |     |     |     |     |     |     |     |      |      |      |      |      |
|  |                                      | 6960    | 690  |     |                                    |              |     |                                 |      |      |                               |      |  |  |  |   |   |   |   |   |   |   |   |   |    |    |    |             |     |     |     |     |     |     |     |      |      |      |      |      |
|  |                                      |         |  |     | <b>OVERALL DIMENSIONS</b><br>W D H |              |     | <b>SEAT DIMENSIONS</b><br>W D H |      |      | <b>BACK DIMENSIONS</b><br>W H |      |  |  |  |   |   |   |   |   |   |   |   |   |    |    |    |             |     |     |     |     |     |     |     |      |      |      |      |      |
|  |                                      |         | IN 25  | 25  | 31                                 | 20.5         | 18  | 16                              | 20   | 15   |                               |      |  |  |  |   |   |   |   |   |   |   |   |   |    |    |    |             |     |     |     |     |     |     |     |      |      |      |      |      |
|  |                                      |         | MM 635   | 635 | 787                                | 521          | 457 | 406                             | 508  | 381  |                               |      |  |  |  |   |   |   |   |   |   |   |   |   |    |    |    |             |     |     |     |     |     |     |     |      |      |      |      |      |
|  |                                      |         | <b>RTA 00</b>  |     |                                    | 1 per carton |     |                                 |      |      |                               |      |  |  |  |   |   |   |   |   |   |   |   |   |    |    |    |             |     |     |     |     |     |     |     |      |      |      |      |      |
|  |                                      |         | <table border="1"> <tr> <td></td> <td>1</td> <td>2</td> <td>3</td> <td>4</td> <td>5</td> <td>6</td> <td>7</td> <td>8</td> <td>9</td> <td>10</td> <td>11</td> <td>12</td> </tr> <tr> <td><b>6961</b></td> <td>812</td> <td>836</td> <td>856</td> <td>880</td> <td>918</td> <td>953</td> <td>988</td> <td>1019</td> <td>1057</td> <td>1093</td> <td>1142</td> <td>1211</td> </tr> </table> |     |                                    |              |     |                                 |      |      |                               |      |  |  |  | 1 | 2 | 3 | 4 | 5 | 6 | 7 | 8 | 9 | 10 | 11 | 12 | <b>6961</b> | 812 | 836 | 856 | 880 | 918 | 953 | 988 | 1019 | 1057 | 1093 | 1142 | 1211 |
|  | 1                                    | 2       | 3  | 4   | 5                                  | 6            | 7   | 8                               | 9    | 10   | 11                            | 12   |  |  |  |   |   |   |   |   |   |   |   |   |    |    |    |             |     |     |     |     |     |     |     |      |      |      |      |      |
| <b>6961</b>  | 812                                  | 836     | 856  | 880 | 918                                | 953          | 988 | 1019                            | 1057 | 1093 | 1142                          | 1211 |  |  |  |   |   |   |   |   |   |   |   |   |    |    |    |             |     |     |     |     |     |     |     |      |      |      |      |      |
|  <p><b>Four-Legged Armchair</b><br/>                     COM: 0.75 YD   0.69 M<br/>                     Unit weight: 19 LB   8.6 KG<br/>                     Carton weight: 28 LB   12.7 KG<br/>                     Carton volume: 17.5 FT³   0.49 MT³</p> | Upholstered seat/polypropylene back. | 6961    | List price   |     |                                    |              |     |                                 |      |      |                               |      |  |  |  |   |   |   |   |   |   |   |   |   |    |    |    |             |     |     |     |     |     |     |     |      |      |      |      |      |
|  |                                      | 6961    | 690  |     |                                    |              |     |                                 |      |      |                               |      |  |  |  |   |   |   |   |   |   |   |   |   |    |    |    |             |     |     |     |     |     |     |     |      |      |      |      |      |
|  |                                      |         |  |     | <b>OVERALL DIMENSIONS</b><br>W D H |              |     | <b>SEAT DIMENSIONS</b><br>W D H |      |      | <b>BACK DIMENSIONS</b><br>W H |      |  |  |  |   |   |   |   |   |   |   |   |   |    |    |    |             |     |     |     |     |     |     |     |      |      |      |      |      |
|  |                                      |         | IN 25  | 25  | 31                                 | 20.5         | 18  | 16.5                            | 20   | 14.5 |                               |      |  |  |  |   |   |   |   |   |   |   |   |   |    |    |    |             |     |     |     |     |     |     |     |      |      |      |      |      |
|  |                                      |         | MM 635   | 635 | 787                                | 521          | 457 | 419                             | 508  | 368  |                               |      |  |  |  |   |   |   |   |   |   |   |   |   |    |    |    |             |     |     |     |     |     |     |     |      |      |      |      |      |
|  |                                      |         | <b>RTA 00</b>  |     |                                    | 1 per carton |     |                                 |      |      |                               |      |  |  |  |   |   |   |   |   |   |   |   |   |    |    |    |             |     |     |     |     |     |     |     |      |      |      |      |      |

MODA



model 6962

Moda Four-Legged Chairs



For Moda four-legged chairs, please see page 164.

STANDARD FEATURES

- Moda is an upscale, classic looking multi-purpose product, ideal for conference rooms, training, break out and collaboration areas as well as light-use tasking.
- Chairs are molded with a one-piece shell. Available in Night (BLK), Cloud (IVC) or Shadow (SHW).
- Chair frame consists of 0.5" diameter solid steel rod available exclusively in a durable Chrome finish.
- Chairs can be ganged together using ganging clamp set 6970, providing min. 0.25" space between chairs.
- Standard with shell-matching nylon glides (N1), suitable for carpet, rubber or concrete flooring.
- Upholstery options: fabric, vinyl or leather. Vinyl and leather models may feature stitch detail across the seat and/or back cushions, if applicable.

OPTIONAL FEATURES

- All models are available with optional armcaps in Black self-skinned urethane (SSU), or in Black, Clear Grey or White finish plastic.
- Model 6963 armcaps can also be upholstered in the matching fabric, vinyl or leather.
- Glides with felt pads (FG) are available for vinyl sheet, cork or laminate flooring, please specify. Add \$17.
- Glides with rubber pads (RG) are available for vinyl sheet, hardwood, laminate, stone or ceramic flooring, please specify. Add \$17.

Please add option codes in the following order:

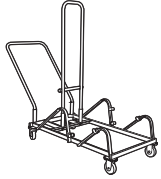
- **Model number**  
6962 Armchair  
6963 Armchair w/upholstered seat
- **Textile**  
Specify textile code for seat (model 6963 only).
- **Shell finish** (no upcharge)  
(BLK) Night  
(IVC) Cloud  
(SHW) Shadow
- **Glides**  
(N1) Standard nylon. No upcharge.  
(FG) Felt. Add \$17.  
(RG) Rubber. Add \$17.
- **Armcap finish**  
(NC) No armcaps.  
(SS) Black SSU. Add \$47.  
(GC) Clear Grey plastic. Add \$24.  
(H3) Black plastic. Add \$24.  
(H4) White plastic. Add \$24.  
(UP) Upholstered (matches seat, model 6963 only). Add \$54.

EXAMPLE MODA STACKING CHAIR ORDER CODE:

|         |         |       |        |         |
|---------|---------|-------|--------|---------|
| 6963    | -HD05   | -IVC  | -N1    | -NC     |
| Model # | Textile | Shell | Glides | Armcaps |

| DESCRIPTION  | FEATURES   | MODEL #   | STANDARD TEXTILE GRADES |   |        |   |                 |                    |                 |     |                 |                 |  |                 |   |   |   |   |   |   |   |    |    |    |    |      |    |      |    |      |    |      |     |     |     |     |     |     |     |   |     |  |  |  |  |  |  |  |        |   |        |   |   |   |   |   |   |   |   |   |    |    |    |      |     |     |     |     |     |     |     |     |     |     |
|--|--|---|-------------------------|---|--------|---|-----------------|--------------------|-----------------|-----|-----------------|-----------------|--|-----------------|---|---|---|---|---|---|---|----|----|----|----|------|----|------|----|------|----|------|-----|-----|-----|-----|-----|-----|-----|---|-----|--|--|--|--|--|--|--|--------|---|--------|---|---|---|---|---|---|---|---|---|----|----|----|------|-----|-----|-----|-----|-----|-----|-----|-----|-----|-----|
| <p><b>Armchair, Sled Base</b><br/>COM: N/A<br/>Unit weight: 16 LB   7.3 KG<br/>Carton weight: 20.5 LB   9.3 KG<br/>Carton volume: 17.5 FT³   0.49 MT³</p>                | <p>Polypropylene seat &amp; back.</p> <p>Stacks 5 high on floor.<br/>Stacks 14 high on dolly.</p>      | List price  |                         |   |        |   |                 |                    |                 |     |                 |                 |  |                 |   |   |   |   |   |   |   |    |    |    |    |      |    |      |    |      |    |      |     |     |     |     |     |     |     |   |     |  |  |  |  |  |  |  |        |   |        |   |   |   |   |   |   |   |   |   |    |    |    |      |     |     |     |     |     |     |     |     |     |     |
|  |  | 6962  | 596                     |   |        |   |                 |                    |                 |     |                 |                 |  |                 |   |   |   |   |   |   |   |    |    |    |    |      |    |      |    |      |    |      |     |     |     |     |     |     |     |   |     |  |  |  |  |  |  |  |        |   |        |   |   |   |   |   |   |   |   |   |    |    |    |      |     |     |     |     |     |     |     |     |     |     |
|  |  |   |                         | <table border="1"> <thead> <tr> <th rowspan="2"></th> <th colspan="3">OVERALL DIMENSIONS</th> <th colspan="3">SEAT DIMENSIONS</th> <th colspan="2">BACK DIMENSIONS</th> </tr> <tr> <th>W</th> <th>D</th> <th>H</th> <th>W</th> <th>D</th> <th>H</th> <th>W</th> <th>H</th> </tr> </thead> <tbody> <tr> <td>IN</td> <td>25</td> <td>25</td> <td>31</td> <td>20.5</td> <td>18</td> <td>16</td> <td>20</td> <td>15</td> </tr> <tr> <td>MM</td> <td>635</td> <td>635</td> <td>787</td> <td>521</td> <td>457</td> <td>406</td> <td>508</td> <td>381</td> </tr> </tbody> </table>     |        |   |                 | OVERALL DIMENSIONS |                 |     | SEAT DIMENSIONS |                 |  | BACK DIMENSIONS |   | W | D | H | W | D | H | W  | H  | IN | 25 | 25   | 31 | 20.5 | 18 | 16   | 20 | 15   | MM  | 635 | 635 | 787 | 521 | 457 | 406 | 508   | 381 | <table border="1"> <thead> <tr> <th>RTA 00</th> <th>1</th> <th>2</th> <th>3</th> <th>4</th> <th>5</th> <th>6</th> <th>7</th> <th>8</th> <th>9</th> <th>10</th> <th>11</th> <th>12</th> </tr> </thead> <tbody> <tr> <td>6963</td> <td>716</td> <td>740</td> <td>760</td> <td>784</td> <td>822</td> <td>857</td> <td>892</td> <td>923</td> <td>961</td> <td>997</td> <td>1046</td> <td>1115</td> </tr> </tbody> </table> |  |  |  |  |  |  |        |   | RTA 00 | 1   | 2 | 3 | 4 | 5 | 6 | 7 | 8 | 9 | 10 | 11 | 12 | 6963 | 716 | 740 | 760 | 784 | 822 | 857 | 892 | 923 | 961 | 997 |
|  | OVERALL DIMENSIONS   |   |                         | SEAT DIMENSIONS   |        |   |                 | BACK DIMENSIONS    |                 |     |                 |                 |  |                 |   |   |   |   |   |   |   |    |    |    |    |      |    |      |    |      |    |      |     |     |     |     |     |     |     |   |     |  |  |  |  |  |  |  |        |   |        |   |   |   |   |   |   |   |   |   |    |    |    |      |     |     |     |     |     |     |     |     |     |     |
|  | W  | D   | H                       | W   | D      | H   | W               | H                  |                 |     |                 |                 |  |                 |   |   |   |   |   |   |   |    |    |    |    |      |    |      |    |      |    |      |     |     |     |     |     |     |     |   |     |  |  |  |  |  |  |  |        |   |        |   |   |   |   |   |   |   |   |   |    |    |    |      |     |     |     |     |     |     |     |     |     |     |
| IN   | 25   | 25  | 31                      | 20.5  | 18     | 16  | 20              | 15                 |                 |     |                 |                 |  |                 |   |   |   |   |   |   |   |    |    |    |    |      |    |      |    |      |    |      |     |     |     |     |     |     |     |   |     |  |  |  |  |  |  |  |        |   |        |   |   |   |   |   |   |   |   |   |    |    |    |      |     |     |     |     |     |     |     |     |     |     |
| MM   | 635  | 635   | 787                     | 521   | 457    | 406   | 508             | 381                |                 |     |                 |                 |  |                 |   |   |   |   |   |   |   |    |    |    |    |      |    |      |    |      |    |      |     |     |     |     |     |     |     |   |     |  |  |  |  |  |  |  |        |   |        |   |   |   |   |   |   |   |   |   |    |    |    |      |     |     |     |     |     |     |     |     |     |     |
| RTA 00   | 1  | 2   | 3                       | 4   | 5      | 6   | 7               | 8                  | 9               | 10  | 11              | 12              |  |                 |   |   |   |   |   |   |   |    |    |    |    |      |    |      |    |      |    |      |     |     |     |     |     |     |     |   |     |  |  |  |  |  |  |  |        |   |        |   |   |   |   |   |   |   |   |   |    |    |    |      |     |     |     |     |     |     |     |     |     |     |
| 6963   | 716  | 740   | 760                     | 784   | 822    | 857   | 892             | 923                | 961             | 997 | 1046            | 1115            |  |                 |   |   |   |   |   |   |   |    |    |    |    |      |    |      |    |      |    |      |     |     |     |     |     |     |     |   |     |  |  |  |  |  |  |  |        |   |        |   |   |   |   |   |   |   |   |   |    |    |    |      |     |     |     |     |     |     |     |     |     |     |
|  |  | <table border="1"> <thead> <tr> <th rowspan="2"></th> <th colspan="3">OVERALL DIMENSIONS</th> <th colspan="3">SEAT DIMENSIONS</th> <th colspan="2">BACK DIMENSIONS</th> </tr> <tr> <th>W</th> <th>D</th> <th>H</th> <th>W</th> <th>D</th> <th>H</th> <th>W</th> <th>H</th> </tr> </thead> <tbody> <tr> <td>IN</td> <td>25</td> <td>25</td> <td>31</td> <td>20.5</td> <td>18</td> <td>16.5</td> <td>20</td> <td>14.5</td> </tr> <tr> <td>MM</td> <td>635</td> <td>635</td> <td>787</td> <td>521</td> <td>457</td> <td>419</td> <td>508</td> <td>368</td> </tr> </tbody> </table> |                         |   |        | OVERALL DIMENSIONS  |                 |                    | SEAT DIMENSIONS |     |                 | BACK DIMENSIONS |  | W               | D | H | W | D | H | W | H | IN | 25 | 25 | 31 | 20.5 | 18 | 16.5 | 20 | 14.5 | MM | 635  | 635 | 787 | 521 | 457 | 419 | 508 | 368 | <table border="1"> <thead> <tr> <th>RTA 00</th> <th colspan="12">2 per carton (pricing and specifications are for one chair)</th> </tr> </thead> </table> |     |  |  |  |  |  |  |  | RTA 00 | 2 per carton (pricing and specifications are for one chair) |        |   |   |   |   |   |   |   |   |   |    |    |    |      |     |     |     |     |     |     |     |     |     |     |
|  | OVERALL DIMENSIONS   |   |                         | SEAT DIMENSIONS   |        |   | BACK DIMENSIONS |                    |                 |     |                 |                 |  |                 |   |   |   |   |   |   |   |    |    |    |    |      |    |      |    |      |    |      |     |     |     |     |     |     |     |   |     |  |  |  |  |  |  |  |        |   |        |   |   |   |   |   |   |   |   |   |    |    |    |      |     |     |     |     |     |     |     |     |     |     |
|  | W  | D   | H                       | W   | D      | H   | W               | H                  |                 |     |                 |                 |  |                 |   |   |   |   |   |   |   |    |    |    |    |      |    |      |    |      |    |      |     |     |     |     |     |     |     |   |     |  |  |  |  |  |  |  |        |   |        |   |   |   |   |   |   |   |   |   |    |    |    |      |     |     |     |     |     |     |     |     |     |     |
| IN   | 25   | 25  | 31                      | 20.5  | 18     | 16.5  | 20              | 14.5               |                 |     |                 |                 |  |                 |   |   |   |   |   |   |   |    |    |    |    |      |    |      |    |      |    |      |     |     |     |     |     |     |     |   |     |  |  |  |  |  |  |  |        |   |        |   |   |   |   |   |   |   |   |   |    |    |    |      |     |     |     |     |     |     |     |     |     |     |
| MM   | 635  | 635   | 787                     | 521   | 457    | 419   | 508             | 368                |                 |     |                 |                 |  |                 |   |   |   |   |   |   |   |    |    |    |    |      |    |      |    |      |    |      |     |     |     |     |     |     |     |   |     |  |  |  |  |  |  |  |        |   |        |   |   |   |   |   |   |   |   |   |    |    |    |      |     |     |     |     |     |     |     |     |     |     |
| RTA 00   | 2 per carton (pricing and specifications are for one chair)  |   |                         |   |        |   |                 |                    |                 |     |                 |                 |  |                 |   |   |   |   |   |   |   |    |    |    |    |      |    |      |    |      |    |      |     |     |     |     |     |     |     |   |     |  |  |  |  |  |  |  |        |   |        |   |   |   |   |   |   |   |   |   |    |    |    |      |     |     |     |     |     |     |     |     |     |     |
| <p><b>Armchair, Sled Base</b><br/>COM: 0.75 YD   0.69 M<br/>Unit weight: 19 LB   8.6 KG<br/>Carton weight: 23.5 LB   10.66 KG<br/>Carton volume: 17.5 FT³   0.49 MT³</p> | <p>Upholstered seat/polypropylene back.</p> <p>Stacks 4 high on floor.<br/>Stacks 8 high on dolly.</p> |   |                         |   |        |   |                 |                    |                 |     |                 |                 |  |                 |   |   |   |   |   |   |   |    |    |    |    |      |    |      |    |      |    |      |     |     |     |     |     |     |     |   |     |  |  |  |  |  |  |  |        |   |        |   |   |   |   |   |   |   |   |   |    |    |    |      |     |     |     |     |     |     |     |     |     |     |
|  |  |   |                         | <table border="1"> <thead> <tr> <th rowspan="2"></th> <th colspan="3">OVERALL DIMENSIONS</th> <th colspan="3">SEAT DIMENSIONS</th> <th colspan="2">BACK DIMENSIONS</th> </tr> <tr> <th>W</th> <th>D</th> <th>H</th> <th>W</th> <th>D</th> <th>H</th> <th>W</th> <th>H</th> </tr> </thead> <tbody> <tr> <td>IN</td> <td>25</td> <td>25</td> <td>31</td> <td>20.5</td> <td>18</td> <td>16.5</td> <td>20</td> <td>14.5</td> </tr> <tr> <td>MM</td> <td>635</td> <td>635</td> <td>787</td> <td>521</td> <td>457</td> <td>419</td> <td>508</td> <td>368</td> </tr> </tbody> </table> |        |   |                 | OVERALL DIMENSIONS |                 |     | SEAT DIMENSIONS |                 |  | BACK DIMENSIONS |   | W | D | H | W | D | H | W  | H  | IN | 25 | 25   | 31 | 20.5 | 18 | 16.5 | 20 | 14.5 | MM  | 635 | 635 | 787 | 521 | 457 | 419 | 508   | 368 | <table border="1"> <thead> <tr> <th>RTA 00</th> <th colspan="12">2 per carton (pricing and specifications are for one chair)</th> </tr> </thead> </table>  |  |  |  |  |  |  |        |   | RTA 00 | 2 per carton (pricing and specifications are for one chair) |   |   |   |   |   |   |   |   |    |    |    |      |     |     |     |     |     |     |     |     |     |     |
|  |  |   | OVERALL DIMENSIONS      |   |        | SEAT DIMENSIONS   |                 |                    | BACK DIMENSIONS |     |                 |                 |  |                 |   |   |   |   |   |   |   |    |    |    |    |      |    |      |    |      |    |      |     |     |     |     |     |     |     |   |     |  |  |  |  |  |  |  |        |   |        |   |   |   |   |   |   |   |   |   |    |    |    |      |     |     |     |     |     |     |     |     |     |     |
| W  | D  |   | H                       | W   | D      | H   | W               | H                  |                 |     |                 |                 |  |                 |   |   |   |   |   |   |   |    |    |    |    |      |    |      |    |      |    |      |     |     |     |     |     |     |     |   |     |  |  |  |  |  |  |  |        |   |        |   |   |   |   |   |   |   |   |   |    |    |    |      |     |     |     |     |     |     |     |     |     |     |
| IN   | 25   | 25  | 31                      | 20.5  | 18     | 16.5  | 20              | 14.5               |                 |     |                 |                 |  |                 |   |   |   |   |   |   |   |    |    |    |    |      |    |      |    |      |    |      |     |     |     |     |     |     |     |   |     |  |  |  |  |  |  |  |        |   |        |   |   |   |   |   |   |   |   |   |    |    |    |      |     |     |     |     |     |     |     |     |     |     |
| MM   | 635  | 635   | 787                     | 521   | 457    | 419   | 508             | 368                |                 |     |                 |                 |  |                 |   |   |   |   |   |   |   |    |    |    |    |      |    |      |    |      |    |      |     |     |     |     |     |     |     |   |     |  |  |  |  |  |  |  |        |   |        |   |   |   |   |   |   |   |   |   |    |    |    |      |     |     |     |     |     |     |     |     |     |     |
| RTA 00   | 2 per carton (pricing and specifications are for one chair)  |   |                         |   |        |   |                 |                    |                 |     |                 |                 |  |                 |   |   |   |   |   |   |   |    |    |    |    |      |    |      |    |      |    |      |     |     |     |     |     |     |     |   |     |  |  |  |  |  |  |  |        |   |        |   |   |   |   |   |   |   |   |   |    |    |    |      |     |     |     |     |     |     |     |     |     |     |
|  |  | <table border="1"> <thead> <tr> <th>RTA 00</th> <th colspan="12">2 per carton (pricing and specifications are for one chair)</th> </tr> </thead> </table>   |                         |   | RTA 00 | 2 per carton (pricing and specifications are for one chair) |                 |                    |                 |     |                 |                 |  |                 |   |   |   |   |   |   |   |    |    |    |    |      |    |      |    |      |    |      |     |     |     |     |     |     |     |   |     |  |  |  |  |  |  |  |        |   |        |   |   |   |   |   |   |   |   |   |    |    |    |      |     |     |     |     |     |     |     |     |     |     |
| RTA 00   | 2 per carton (pricing and specifications are for one chair)  |   |                         |   |        |   |                 |                    |                 |     |                 |                 |  |                 |   |   |   |   |   |   |   |    |    |    |    |      |    |      |    |      |    |      |     |     |     |     |     |     |     |   |     |  |  |  |  |  |  |  |        |   |        |   |   |   |   |   |   |   |   |   |    |    |    |      |     |     |     |     |     |     |     |     |     |     |

DESCRIPTION FEATURES MODEL# STANDARD TEXTILE GRADES



**Medium Density Dolly**

COM: N/A  
 Unit weight: 43 LB | 19.5 KG  
 Carton weight: 60 LB | 27.22 KG  
 Carton volume: 13.25 FT<sup>3</sup> | 0.37 MT<sup>3</sup>


Can stack chairs up to 14 high.  
 For upholstered models, can stack chairs up to 8 high.

| MODEL#             |      | List price   |                 | STANDARD TEXTILE GRADES |   |                 |   |   |  |
|--------------------|------|--------------|-----------------|-------------------------|---|-----------------|---|---|--|
| 6969               |      | 923          |                 |                         |   |                 |   |   |  |
| OVERALL DIMENSIONS |      |              | SEAT DIMENSIONS |                         |   | BACK DIMENSIONS |   |   |  |
| W                  | D    | H            | W               | D                       | H | W               | H |   |  |
| IN 25              | 63   | 36.75        | -               | -                       | - | -               | - | - |  |
| MM 635             | 1600 | 933          | -               | -                       | - | -               | - | - |  |
| RTA 1              |      | 1 per carton |                 |                         |   |                 |   |   |  |



**Ganging Clamps - Set of 2**

COM: N/A  
 Unit weight: 0.13 LB | 0.1 KG  
 Carton weight: 0.3 LB | 0.14 KG  
 Carton volume: 0.3 FT<sup>3</sup> | 0.01 MT<sup>3</sup>

| MODEL#             |     | List price   |                 | STANDARD TEXTILE GRADES |   |                 |   |   |  |
|--------------------|-----|--|-----------------|-------------------------|---|-----------------|---|---|--|
| 6970               |     | 42   |                 |                         |   |                 |   |   |  |
| OVERALL DIMENSIONS |     |  | SEAT DIMENSIONS |                         |   | BACK DIMENSIONS |   |   |  |
| W                  | D   | H  | W               | D                       | H | W               | H |   |  |
| IN 3               | 1.5 | 0.75   | -               | -                       | - | -               | - | - |  |
| MM 76              | 38  | 19   | -               | -                       | - | -               | - | - |  |
| RTA 00             |     |  Pricing is for the set, specifications are for one clamp |                 |                         |   |                 |   |   |  |

POPCORN



model 6711



model 6712



Hand Hold Feature



model 6741TR

STANDARD FEATURES

- Popcorn is a high quality stacking chair, ideal for multi-purpose stack applications within corporate, government and healthcare facilities.
- Chair frame is constructed of 0.5" diameter solid steel rod available exclusively in a durable Chrome finish. There is no crossbar to interfere with feet or leg positions.
- Chairs are "wall safe". Rear legs hit the baseboard first leaving clearance between the back of the chair and the wall, saving both the chair and the wall from damage.
- Upper back features a cut-out hand hold to assist in stacking and transportation.
- Seat and back consists of a one-piece polypropylene shell for strength and ease of cleaning and disinfecting.
- Chairs can be ganged together using ganging clamp set 6626, providing no space between armchair models and 5" space between armless models.
- Chrome frame without glides is standard and suitable for cork, rubberized and carpeted floors.
- Task chairs are standard with five prong, injection molded, fiberglass reinforced nylon Black spider base and dual wheel carpet casters (C1).
- Task chairs are available with a tablet. Tablet arms are extremely rugged, suitable for armed forces and student use. Tablet hinges up to allow ease of egress. Tablet slides forward and back to accommodate any body size comfortably.
- Standard tablet (D8) size is 18"D x 14.5"W and is made of Black polymer. Tablets are attached at the left or right (as seated) of the task chair.
- Upholstery options: fabric, vinyl or leather. Vinyl and leather models may feature stitch detail across the seat and/or back cushions, if applicable.
- Upholstered models are equipped with a smooth Black shroud underneath the seat to help prevent frame imprints on the lower chair while stacked.
- Popcorn beam seating consists of upper seat units (6717, 6719) including mounting brackets and all hardware necessary for attachment to beam.
- For all beam components, tables and a complete list of available upper seat units, see Beam Seating series.

OPTIONAL FEATURES

- Polypropylene shell and coordinating arms are available in 14 designer colors: Buzz Blue (BZB), Cactus (CCT), Carrot (CRO), Cloud (IVC), Dijon (DJN), Eggplant (EGP), Fog (FOG), Frost (FRO), Ink (INK), Latte (LAB), Night (BLK), Sand (SND), Scarlet (SAR) and Shadow (SHW). Please specify.
- An optional 18.5"D x 18.5"W high pressure laminate writing tablet is available. The core is hardwood veneer plywood with a radiused edge and finished in clear lacquer. This writing tablet is offered in the following finishes: Black (BLK), Clear Maple (CMB), Designer White (DWT) and Noce Grigio (NGL). Please specify. Add \$68.
- For hard surface flooring casters on task chairs, please specify (C9R). Add \$21.
- A selection of glide options is available. Glides must be chosen to best suit flooring type and site conditions. For more information, please refer to the glide section (page 353).
- Clear polycarbonate glides (CG) are available for carpet, rubber or concrete flooring, please specify. Add \$9.
- Glides with stainless steel pads (SG) are available for carpet or rubber flooring, please specify. Add \$19.
- Glides with felt pads (FG) are available for vinyl sheet, cork or laminate flooring, please specify. Add \$19.
- Glides with rubber pads (RG) are available for vinyl, hardwood, laminate, stone or ceramic flooring, please specify. Add \$19.

|                    | Popcorn Chair Stacking Capability |                   | Popcorn Stool Stacking Capability |                   |
|--------------------|-----------------------------------|-------------------|-----------------------------------|-------------------|
|                    | Stacking on floor                 | Stacking on dolly | Stacking on floor                 | Stacking on dolly |
| <b>Armless</b>     |                                   |                   |                                   |                   |
| Polypropylene seat | up to 10 high                     | up to 34 high     | up to 8 high                      | N/A               |
| Upholstered seat   | up to 8 high                      | up to 15 high     | up to 8 high                      | N/A               |
| <b>With Arms</b>   |                                   |                   |                                   |                   |
| Polypropylene seat | up to 10 high                     | up to 34 high     | up to 8 high                      | N/A               |
| Upholstered seat   | up to 8 high                      | up to 15 high     | up to 8 high                      | N/A               |

DESCRIPTION FEATURES MODEL # STANDARD TEXTILE GRADES



**Armchair**  
COM: N/A  
Unit weight: 21 LB | 9.5 KG  
Carton weight: 23.5 LB | 10.66 KG  
Carton volume: 23 FT³ | 0.65 MT³

Polypropylene seat & back.  
Stacks 10 high on floor.  
Stacks 34 high on dolly.

| List price |     |
|------------|-----|
| 6710       | 282 |

|    | OVERALL DIMENSIONS |      |      | SEAT DIMENSIONS |     |      | BACK DIMENSIONS |     |
|----|--------------------|------|------|-----------------|-----|------|-----------------|-----|
|    | W                  | D    | H    | W               | D   | H    | W               | H   |
| IN | 24.5               | 23.5 | 32.5 | 18              | 18  | 16.5 | 19.5            | 16  |
| MM | 622                | 597  | 826  | 457             | 457 | 419  | 495             | 406 |

RTA 00 4 per carton (pricing and specifications are for one chair)








**Armless Chair**  
COM: N/A  
Unit weight: 15 LB | 6.8 KG  
Carton weight: 17.25 LB | 7.82 KG  
Carton volume: 17 FT³ | 0.48 MT³






Polypropylene seat & back.  
Stacks 10 high on floor.  
Stacks 34 high on dolly.

| List price |     |
|------------|-----|
| 6711       | 208 |

|    | OVERALL DIMENSIONS |      |      | SEAT DIMENSIONS |     |      | BACK DIMENSIONS |     |
|----|--------------------|------|------|-----------------|-----|------|-----------------|-----|
|    | W                  | D    | H    | W               | D   | H    | W               | H   |
| IN | 20                 | 23.5 | 32.5 | 18              | 18  | 16.5 | 19.5            | 16  |
| MM | 508                | 597  | 826  | 457             | 457 | 419  | 495             | 406 |

RTA 00 4 per carton (pricing and specifications are for one chair)

| DESCRIPTION   | FEATURES  | MODEL#                    | STANDARD TEXTILE GRADES                                     |          |                        |          |          |                        |          |     |     |     |     |     |  |
|---|---|---------------------------|---|----------|------------------------|----------|----------|------------------------|----------|-----|-----|-----|-----|-----|--|
|   |   |                           | 1   | 2        | 3                      | 4        | 5        | 6                      | 7        | 8   | 9   | 10  | 11  | 12  |  |
|  <p><b>Armchair</b><br/>COM: 0.75 YD   0.69 M<br/>Unit weight: 22 LB   10 KG<br/>Carton weight: 25.25 LB   11.45 KG<br/>Carton volume: 26.75 FT<sup>3</sup>   0.75 MT<sup>3</sup></p>      | Upholstered seat/polypropylene back.<br><br>Stacks 8 high on floor.<br>Stacks 15 high on dolly. | <b>6712</b>               | 371   | 395      | 415                    | 439      | 477      | 512                    | 547      | 578 | 616 | 652 | 701 | 770 |  |
|   |   | <b>OVERALL DIMENSIONS</b> |   |          | <b>SEAT DIMENSIONS</b> |          |          | <b>BACK DIMENSIONS</b> |          |     |     |     |     |     |  |
|   |   | <b>W</b>                  | <b>D</b>  | <b>H</b> | <b>W</b>               | <b>D</b> | <b>H</b> | <b>W</b>               | <b>H</b> |     |     |     |     |     |  |
|   |   | IN 24.5                   | 23.5  | 32.5     | 18                     | 18       | 17       | 19.5                   | 15.5     |     |     |     |     |     |  |
|   |   | MM 622                    | 597   | 826      | 457                    | 457      | 432      | 495                    | 394      |     |     |     |     |     |  |
|   |   | <b>RTA 00</b>             | 4 per carton (pricing and specifications are for one chair) |          |                        |          |          |                        |          |     |     |     |     |     |  |
|  <p><b>Armless Chair</b><br/>COM: 0.75 YD   0.69 M<br/>Unit weight: 16 LB   7.3 KG<br/>Carton weight: 19.25 LB   8.73 KG<br/>Carton volume: 19.25 FT<sup>3</sup>   0.51 MT<sup>3</sup></p> | Upholstered seat/polypropylene back.<br><br>Stacks 8 high on floor.<br>Stacks 15 high on dolly. | <b>6713</b>               | 296   | 320      | 340                    | 364      | 402      | 437                    | 472      | 503 | 541 | 577 | 626 | 695 |  |
|   |   | <b>OVERALL DIMENSIONS</b> |   |          | <b>SEAT DIMENSIONS</b> |          |          | <b>BACK DIMENSIONS</b> |          |     |     |     |     |     |  |
|   |   | <b>W</b>                  | <b>D</b>  | <b>H</b> | <b>W</b>               | <b>D</b> | <b>H</b> | <b>W</b>               | <b>H</b> |     |     |     |     |     |  |
|   |   | IN 20                     | 23.5  | 32.5     | 18                     | 18       | 17       | 19.5                   | 15.5     |     |     |     |     |     |  |
|   |   | MM 508                    | 597   | 826      | 457                    | 457      | 432      | 495                    | 394      |     |     |     |     |     |  |
|   |   | <b>RTA 00</b>             | 4 per carton (pricing and specifications are for one chair) |          |                        |          |          |                        |          |     |     |     |     |     |  |
|  <p><b>Bar Stool w/Arms</b><br/>COM: N/A<br/>Unit weight: 25 LB   11.4 KG<br/>Carton weight: 29.5 LB   13.38 KG<br/>Carton volume: 18.25 FT<sup>3</sup>   0.51 MT<sup>3</sup></p>          | Polypropylene seat & back.<br><br>Stacks 8 high on floor.                                       | List price                |   |          |                        |          |          |                        |          |     |     |     |     |     |  |
|   |   | <b>6710BS</b>             | 466   |          |                        |          |          |                        |          |     |     |     |     |     |  |
|   |   | <b>OVERALL DIMENSIONS</b> |   |          | <b>SEAT DIMENSIONS</b> |          |          | <b>BACK DIMENSIONS</b> |          |     |     |     |     |     |  |
|   |   | <b>W</b>                  | <b>D</b>  | <b>H</b> | <b>W</b>               | <b>D</b> | <b>H</b> | <b>W</b>               | <b>H</b> |     |     |     |     |     |  |
|   |   | IN 24.5                   | 25.5  | 44.5     | 18                     | 18       | 29       | 19.5                   | 16       |     |     |     |     |     |  |
| MM 622  | 648   | 1130                      | 457   | 457      | 737                    | 495      | 406      |                        |          |     |     |     |     |     |  |
|   |   | <b>RTA 00</b>             | 2 per carton (pricing and specifications are for one chair) |          |                        |          |          |                        |          |     |     |     |     |     |  |
|  <p><b>Counter Stool w/Arms</b><br/>COM: N/A<br/>Unit weight: 20 LB   9.1 KG<br/>Carton weight: 25.25 LB   11.45 KG<br/>Carton volume: 24 FT<sup>3</sup>   0.67 MT<sup>3</sup></p>       | Polypropylene seat & back.<br><br>Stacks 8 high on floor.                                       | List price                |   |          |                        |          |          |                        |          |     |     |     |     |     |  |
|   |   | <b>6710CS</b>             | 437   |          |                        |          |          |                        |          |     |     |     |     |     |  |
|   |   | <b>OVERALL DIMENSIONS</b> |   |          | <b>SEAT DIMENSIONS</b> |          |          | <b>BACK DIMENSIONS</b> |          |     |     |     |     |     |  |
|   |   | <b>W</b>                  | <b>D</b>  | <b>H</b> | <b>W</b>               | <b>D</b> | <b>H</b> | <b>W</b>               | <b>H</b> |     |     |     |     |     |  |
|   |   | IN 24.5                   | 25.5  | 40.5     | 18                     | 18       | 24       | 19.5                   | 16       |     |     |     |     |     |  |
| MM 622  | 648   | 1029                      | 457   | 457      | 610                    | 495      | 406      |                        |          |     |     |     |     |     |  |
|   |   | <b>RTA 00</b>             | 2 per carton (pricing and specifications are for one chair) |          |                        |          |          |                        |          |     |     |     |     |     |  |
|  <p><b>Armless Bar Stool</b><br/>COM: N/A<br/>Unit weight: 23 LB   10.5 KG<br/>Carton weight: 27.5 LB   12.47 KG<br/>Carton volume: 18.25 FT<sup>3</sup>   0.51 MT<sup>3</sup></p>       | Polypropylene seat & back.<br><br>Stacks 8 high on floor.                                       | List price                |   |          |                        |          |          |                        |          |     |     |     |     |     |  |
|   |   | <b>6711BS</b>             | 391   |          |                        |          |          |                        |          |     |     |     |     |     |  |
|   |   | <b>OVERALL DIMENSIONS</b> |   |          | <b>SEAT DIMENSIONS</b> |          |          | <b>BACK DIMENSIONS</b> |          |     |     |     |     |     |  |
|   |   | <b>W</b>                  | <b>D</b>  | <b>H</b> | <b>W</b>               | <b>D</b> | <b>H</b> | <b>W</b>               | <b>H</b> |     |     |     |     |     |  |
|   |   | IN 20                     | 25.5  | 44.5     | 18                     | 18       | 29       | 19.5                   | 16       |     |     |     |     |     |  |
| MM 508  | 648   | 1130                      | 457   | 457      | 737                    | 495      | 406      |                        |          |     |     |     |     |     |  |
|   |   | <b>RTA 00</b>             | 2 per carton (pricing and specifications are for one chair) |          |                        |          |          |                        |          |     |     |     |     |     |  |

| DESCRIPTION   | FEATURES  | MODEL#                     | STANDARD TEXTILE GRADES |     |                        |      |      |                        |     |     |     |     |     |     |
|---|---|----------------------------|-------------------------|-----|------------------------|------|------|------------------------|-----|-----|-----|-----|-----|-----|
|  <p><b>Armless Counter Stool</b><br/>COM: N/A<br/>Unit weight: 18 LB   8.2 KG<br/>Carton weight: 22.5 LB   10.21 KG<br/>Carton volume: 18.25 FT³   0.51 MT³</p>                | <p>Polypropylene seat &amp; back.<br/>Stacks 8 high on floor.</p>       | List price                 |                         |     |                        |      |      |                        |     |     |     |     |     |     |
|   |   | <b>6711CS</b>              | 361                     |     |                        |      |      |                        |     |     |     |     |     |     |
|   |   | <b>OVERALL DIMENSIONS</b>  |                         |     | <b>SEAT DIMENSIONS</b> |      |      | <b>BACK DIMENSIONS</b> |     |     |     |     |     |     |
|   |   | W                          | D                       | H   | W                      | D    | H    | W                      | H   |     |     |     |     |     |
| IN  | 20  | 25.5                       | 40.5                    | 18  | 18                     | 24   | 19.5 | 16                     |     |     |     |     |     |     |
| MM  | 508   | 648                        | 1029                    | 457 | 457                    | 610  | 495  | 406                    |     |     |     |     |     |     |
| <b>RTA 00</b> 2 per carton (pricing and specifications are for one chair)   |   |                            |                         |     |                        |      |      |                        |     |     |     |     |     |     |
|  <p><b>Bar Stool w/Arms</b><br/>COM: 0.75 YD   0.69 M<br/>Unit weight: 27 LB   12.3 KG<br/>Carton weight: 30 LB   13.61 KG<br/>Carton volume: 21.5 FT³   0.6 MT³</p>           | <p>Upholstered seat/polypropylene back.<br/>Stacks 8 high on floor.</p> | 1 2 3 4 5 6 7 8 9 10 11 12 |                         |     |                        |      |      |                        |     |     |     |     |     |     |
|   |   | <b>6712BS</b>              | 554                     | 578 | 598                    | 622  | 660  | 695                    | 730 | 761 | 799 | 835 | 884 | 953 |
|   |   | <b>OVERALL DIMENSIONS</b>  |                         |     | <b>SEAT DIMENSIONS</b> |      |      | <b>BACK DIMENSIONS</b> |     |     |     |     |     |     |
|   |   | W                          | D                       | H   | W                      | D    | H    | W                      | H   |     |     |     |     |     |
| IN  | 24.5  | 25.5                       | 44.5                    | 18  | 18                     | 29.5 | 19.5 | 16                     |     |     |     |     |     |     |
| MM  | 622   | 648                        | 1130                    | 457 | 457                    | 749  | 495  | 406                    |     |     |     |     |     |     |
| <b>RTA 00</b> 2 per carton (pricing and specifications are for one chair)   |   |                            |                         |     |                        |      |      |                        |     |     |     |     |     |     |
|  <p><b>Counter Stool w/Arms</b><br/>COM: 0.75 YD   0.69 M<br/>Unit weight: 22 LB   10 KG<br/>Carton weight: 26 LB   11.79 KG<br/>Carton volume: 21.5 FT³   0.6 MT³</p>         | <p>Upholstered seat/polypropylene back.<br/>Stacks 8 high on floor.</p> | 1 2 3 4 5 6 7 8 9 10 11 12 |                         |     |                        |      |      |                        |     |     |     |     |     |     |
|   |   | <b>6712CS</b>              | 525                     | 549 | 569                    | 593  | 631  | 666                    | 701 | 732 | 770 | 806 | 855 | 924 |
|   |   | <b>OVERALL DIMENSIONS</b>  |                         |     | <b>SEAT DIMENSIONS</b> |      |      | <b>BACK DIMENSIONS</b> |     |     |     |     |     |     |
|   |   | W                          | D                       | H   | W                      | D    | H    | W                      | H   |     |     |     |     |     |
| IN  | 24.5  | 25.5                       | 40.5                    | 18  | 18                     | 24.5 | 19.5 | 16                     |     |     |     |     |     |     |
| MM  | 622   | 648                        | 1029                    | 457 | 457                    | 622  | 495  | 406                    |     |     |     |     |     |     |
| <b>RTA 00</b> 2 per carton (pricing and specifications are for one chair)   |   |                            |                         |     |                        |      |      |                        |     |     |     |     |     |     |
|  <p><b>Armless Bar Stool</b><br/>COM: 0.75 YD   0.69 M<br/>Unit weight: 25 LB   11.4 KG<br/>Carton weight: 29.5 LB   13.38 KG<br/>Carton volume: 18.25 FT³   0.51 MT³</p>    | <p>Upholstered seat/polypropylene back.<br/>Stacks 8 high on floor.</p> | 1 2 3 4 5 6 7 8 9 10 11 12 |                         |     |                        |      |      |                        |     |     |     |     |     |     |
|   |   | <b>6713BS</b>              | 480                     | 504 | 524                    | 548  | 586  | 621                    | 656 | 687 | 725 | 761 | 810 | 879 |
|   |   | <b>OVERALL DIMENSIONS</b>  |                         |     | <b>SEAT DIMENSIONS</b> |      |      | <b>BACK DIMENSIONS</b> |     |     |     |     |     |     |
|   |   | W                          | D                       | H   | W                      | D    | H    | W                      | H   |     |     |     |     |     |
| IN  | 20  | 25.5                       | 44.5                    | 18  | 18                     | 29.5 | 19.5 | 16                     |     |     |     |     |     |     |
| MM  | 508   | 648                        | 1130                    | 457 | 457                    | 749  | 495  | 406                    |     |     |     |     |     |     |
| <b>RTA 00</b> 2 per carton (pricing and specifications are for one chair)   |   |                            |                         |     |                        |      |      |                        |     |     |     |     |     |     |
|  <p><b>Armless Counter Stool</b><br/>COM: 0.75 YD   0.69 M<br/>Unit weight: 20 LB   9.1 KG<br/>Carton weight: 24.5 LB   11.11 KG<br/>Carton volume: 18.25 FT³   0.51 MT³</p> | <p>Upholstered seat/polypropylene back.<br/>Stacks 8 high on floor.</p> | 1 2 3 4 5 6 7 8 9 10 11 12 |                         |     |                        |      |      |                        |     |     |     |     |     |     |
|   |   | <b>6713CS</b>              | 449                     | 473 | 493                    | 517  | 555  | 590                    | 625 | 656 | 694 | 730 | 779 | 848 |
|   |   | <b>OVERALL DIMENSIONS</b>  |                         |     | <b>SEAT DIMENSIONS</b> |      |      | <b>BACK DIMENSIONS</b> |     |     |     |     |     |     |
|   |   | W                          | D                       | H   | W                      | D    | H    | W                      | H   |     |     |     |     |     |
| IN  | 20  | 25.5                       | 40.5                    | 18  | 18                     | 24.5 | 19.5 | 16                     |     |     |     |     |     |     |
| MM  | 508   | 648                        | 1029                    | 457 | 457                    | 622  | 495  | 406                    |     |     |     |     |     |     |
| <b>RTA 00</b> 2 per carton (pricing and specifications are for one chair)   |   |                            |                         |     |                        |      |      |                        |     |     |     |     |     |     |

DESCRIPTION FEATURES MODEL# STANDARD TEXTILE GRADES



**Armless Seat Unit**  
 COM: N/A  
 Unit weight: 17 LB | 7.7 KG  
 Carton weight: 19 LB | 8.62 KG  
 Carton volume: 6.5 FT³ | 0.18 MT³

Polypropylene seat & back.  
 Use with beam.

| List price         |     |   |                 |     |   |                 |     |  |
|--------------------|-----|---|-----------------|-----|---|-----------------|-----|--|
| <b>6717</b>        | 307 |   |                 |     |   |                 |     |  |
| OVERALL DIMENSIONS |     |   | SEAT DIMENSIONS |     |   | BACK DIMENSIONS |     |  |
| W                  | D   | H   | W               | D   | H | W               | H   |  |
| IN 20              | 21  | 18  | 18              | 18  | - | 19.5            | 16  |  |
| MM 508             | 533 | 457   | 457             | 457 | - | 495             | 406 |  |
| <b>RTA 00</b>      |     | 2 per carton (pricing and specifications are for one chair) |                 |     |   |                 |     |  |

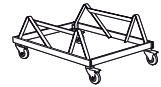
|             | 1   | 2   | 3   | 4   | 5   | 6   | 7   | 8   | 9   | 10  | 11  | 12  |
|-------------|-----|-----|-----|-----|-----|-----|-----|-----|-----|-----|-----|-----|
| <b>6719</b> | 395 | 419 | 439 | 463 | 501 | 536 | 571 | 602 | 640 | 676 | 725 | 794 |



**Armless Seat Unit**  
 COM: 0.75 YD | 0.69 M  
 Unit weight: 18 LB | 8.2 KG  
 Carton weight: 20 LB | 9.07 KG  
 Carton volume: 6.5 FT³ | 0.18 MT³

Upholstered seat/polypropylene back.  
 Use with beam.

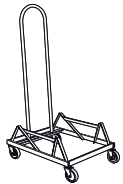
| List price         |     |   |                 |     |   |                 |     |  |
|--------------------|-----|---|-----------------|-----|---|-----------------|-----|--|
| <b>6714</b>        | 771 |   |                 |     |   |                 |     |  |
| OVERALL DIMENSIONS |     |   | SEAT DIMENSIONS |     |   | BACK DIMENSIONS |     |  |
| W                  | D   | H   | W               | D   | H | W               | H   |  |
| IN 20              | 21  | 18  | 18              | 18  | - | 19.5            | 16  |  |
| MM 508             | 533 | 457   | 457             | 457 | - | 495             | 406 |  |
| <b>RTA 00</b>      |     | 2 per carton (pricing and specifications are for one chair) |                 |     |   |                 |     |  |



**Medium Density Dolly**  
 COM: N/A  
 Unit weight: 24 LB | 10.9 KG  
 Carton weight: 29 LB | 13.15 KG  
 Carton volume: 9 FT³ | 0.25 MT³

For upholstered models.  
 Can stack chairs up to 15 high.  
 Fits through standard 80" door frame.

| List price         |     |              |                 |   |   |                 |   |  |
|--------------------|-----|--------------|-----------------|---|---|-----------------|---|--|
| <b>6715</b>        | 771 |              |                 |   |   |                 |   |  |
| OVERALL DIMENSIONS |     |              | SEAT DIMENSIONS |   |   | BACK DIMENSIONS |   |  |
| W                  | D   | H            | W               | D | H | W               | H |  |
| IN 23              | 31  | 18.5         | -               | - | - | -               | - |  |
| MM 584             | 787 | 470          | -               | - | - | -               | - |  |
| <b>RTA 00</b>      |     | 1 per carton |                 |   |   |                 |   |  |



**High Density Dolly**  
 COM: N/A  
 Unit weight: 30 LB | 13.6 KG  
 Carton weight: 36 LB | 16.33 KG  
 Carton volume: 5.5 FT³ | 0.15 MT³

For polypropylene models.  
 Can stack chairs up to 34 high.  
 Fits through standard 80" door frame.

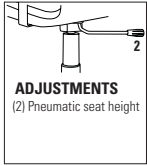

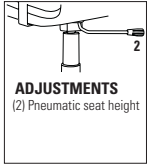

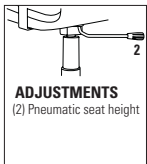

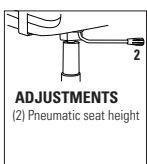
| List price         |       |              |                 |   |   |                 |   |  |
|--------------------|-------|--------------|-----------------|---|---|-----------------|---|--|
| <b>6626</b>        | 20    |              |                 |   |   |                 |   |  |
| OVERALL DIMENSIONS |       |              | SEAT DIMENSIONS |   |   | BACK DIMENSIONS |   |  |
| W                  | D     | H            | W               | D | H | W               | H |  |
| IN 21.37           | 31.75 | 51.75        | -               | - | - | -               | - |  |
| MM 543             | 806   | 1314         | -               | - | - | -               | - |  |
| <b>RTA 1</b>       |       | 1 per carton |                 |   |   |                 |   |  |



**Ganging Clamps - Set of 2**  
 COM: N/A  
 Unit weight: 0.25 LB | 0.1 KG  
 Carton weight: 0.3 LB | 0.14 KG  
 Carton volume: 0.04 FT³ | 0.001 MT³

2 per carton (pricing is for the set, specifications are for one bracket)

| List price         |     |   |                 |   |   |                 |   |  |
|--------------------|-----|---|-----------------|---|---|-----------------|---|--|
| <b>6717</b>        | 307 |   |                 |   |   |                 |   |  |
| OVERALL DIMENSIONS |     |   | SEAT DIMENSIONS |   |   | BACK DIMENSIONS |   |  |
| W                  | D   | H   | W               | D | H | W               | H |  |
| IN 1               | 6.5 | 0.75  | -               | - | - | -               | - |  |
| MM 25              | 165 | 19  | -               | - | - | -               | - |  |
| <b>RTA 00</b>      |     | 2 per carton (pricing is for the set, specifications are for one bracket) |                 |   |   |                 |   |  |

| DESCRIPTION   | FEATURES  | MODEL#                                      | STANDARD TEXTILE GRADES |     |                        |      |     |                        |   |  |  |  |  |  |
|---|---|---|-------------------------|-----|------------------------|------|-----|------------------------|---|--|--|--|--|--|
|  <p><b>Armless Task</b><br/>COM: N/A<br/>Unit weight: 24 LB   10.9 KG<br/>Carton weight: 33 LB   14.97 KG<br/>Carton volume: 17.5 FT³   0.49 MT³</p>                         |  <p><b>ADJUSTMENTS</b><br/>(2) Pneumatic seat height</p>   | List price                                  |                         |     |                        |      |     |                        |   |  |  |  |  |  |
|   |   | <p><b>6741</b> 425</p>                      |                         |     |                        |      |     |                        |   |  |  |  |  |  |
|   |   | <b>OVERALL DIMENSIONS</b>                   |                         |     | <b>SEAT DIMENSIONS</b> |      |     | <b>BACK DIMENSIONS</b> |   |  |  |  |  |  |
|   |   | W   | D                       | H   | W                      | D    | H   | W                      | H |  |  |  |  |  |
| IN 20   | 23  | 30.5  | 18                      | 18  | 15.5                   | 19.5 | 16  |                        |   |  |  |  |  |  |
| MM 508  | 584   | 775   | 457                     | 457 | 394                    | 495  | 406 |                        |   |  |  |  |  |  |
| <p><b>RTA 00</b> 1 per carton</p>   |   |   |                         |     |                        |      |     |                        |   |  |  |  |  |  |
|  <p><b>Armless Task w/Tablet</b><br/>COM: N/A<br/>Unit weight: 33 LB   15 KG<br/>Carton weight: 40 LB   18.14 KG<br/>Carton volume: 15.75 FT³   0.44 MT³</p>                 |  <p><b>ADJUSTMENTS</b><br/>(2) Pneumatic seat height</p>   | List price                                  |                         |     |                        |      |     |                        |   |  |  |  |  |  |
|   |   | <p><b>6741TR</b> 686<br/><b>6741TL</b></p>  |                         |     |                        |      |     |                        |   |  |  |  |  |  |
|   |   | <b>OVERALL DIMENSIONS</b>                   |                         |     | <b>SEAT DIMENSIONS</b> |      |     | <b>BACK DIMENSIONS</b> |   |  |  |  |  |  |
|   |   | W   | D                       | H   | W                      | D    | H   | W                      | H |  |  |  |  |  |
| IN 24.75  | 26  | 30.5  | 18                      | 18  | 15.5                   | 19.5 | 16  |                        |   |  |  |  |  |  |
| MM 629  | 660   | 775   | 457                     | 457 | 394                    | 495  | 406 |                        |   |  |  |  |  |  |
| <p><b>RTA 00</b> 1 per carton</p>   |   |   |                         |     |                        |      |     |                        |   |  |  |  |  |  |
| <p><b>Specify (L) left or (R) right tablet.</b></p>   |   |   |                         |     |                        |      |     |                        |   |  |  |  |  |  |
|  <p><b>Armless Task</b><br/>COM: 0.75 YD   0.69 M<br/>Unit weight: 26 LB   11.8 KG<br/>Carton weight: 33 LB   14.97 KG<br/>Carton volume: 14.25 FT³   0.41 MT³</p>           |  <p><b>ADJUSTMENTS</b><br/>(2) Pneumatic seat height</p>   | List price                                  |                         |     |                        |      |     |                        |   |  |  |  |  |  |
|   |   | <p><b>6743</b></p>                          |                         |     |                        |      |     |                        |   |  |  |  |  |  |
|   |   | <b>OVERALL DIMENSIONS</b>                   |                         |     | <b>SEAT DIMENSIONS</b> |      |     | <b>BACK DIMENSIONS</b> |   |  |  |  |  |  |
|   |   | W   | D                       | H   | W                      | D    | H   | W                      | H |  |  |  |  |  |
| IN 20   | 23  | 30.5  | 18                      | 18  | 16                     | 19.5 | 16  |                        |   |  |  |  |  |  |
| MM 508  | 584   | 775   | 457                     | 457 | 406                    | 495  | 406 |                        |   |  |  |  |  |  |
| <p><b>RTA 00</b> 1 per carton</p>   |   |   |                         |     |                        |      |     |                        |   |  |  |  |  |  |
| <p><b>Specify (L) left or (R) right tablet.</b></p>   |   |   |                         |     |                        |      |     |                        |   |  |  |  |  |  |
|  <p><b>Armless Task w/Tablet</b><br/>COM: 0.75 YD   0.69 M<br/>Unit weight: 35 LB   15.9 KG<br/>Carton weight: 44 LB   19.96 KG<br/>Carton volume: 17.5 FT³   0.49 MT³</p> |  <p><b>ADJUSTMENTS</b><br/>(2) Pneumatic seat height</p> | List price                                  |                         |     |                        |      |     |                        |   |  |  |  |  |  |
|   |   | <p><b>6743TR</b> 1175<br/><b>6743TL</b></p> |                         |     |                        |      |     |                        |   |  |  |  |  |  |
|   |   | <b>OVERALL DIMENSIONS</b>                   |                         |     | <b>SEAT DIMENSIONS</b> |      |     | <b>BACK DIMENSIONS</b> |   |  |  |  |  |  |
|   |   | W   | D                       | H   | W                      | D    | H   | W                      | H |  |  |  |  |  |
| IN 24.75  | 26  | 30.5  | 18                      | 18  | 16                     | 19.5 | 16  |                        |   |  |  |  |  |  |
| MM 629  | 660   | 775   | 457                     | 457 | 406                    | 495  | 406 |                        |   |  |  |  |  |  |
| <p><b>RTA 00</b> 1 per carton</p>   |   |   |                         |     |                        |      |     |                        |   |  |  |  |  |  |
| <p><b>Specify (L) left or (R) right tablet.</b></p>   |   |   |                         |     |                        |      |     |                        |   |  |  |  |  |  |



REBOUND



model R5APU

model R5CSAPU

|  | Rebound Chair Stacking Capability |                        | Rebound Stools Stacking Capability |
|--|-----------------------------------|------------------------|------------------------------------|
|  | Stacks on floor                   | Stacks on dolly (RDOL) | Stacks on floor only               |
| <b>Four-Legged (Glide/Caster) + Sled Base Models</b> |                                   |                        |                                    |
| Polypropylene  | up to 5 high                      | up to 10 high          | up to 5 high                       |
| Upholstered seat                                     | up to 5 high                      | up to 10 high          | up to 5 high                       |

EXAMPLE REBOUND ORDER CODE:


|         |                         |              |              |            |
|---------|-------------------------|--------------|--------------|------------|
| R5APUG  | -CCT                    | -BL20        | -CHM         | -NM        |
| Model # | Back, seat + arm finish | Seat textile | Frame finish | Glide type |


STANDARD FEATURES

- Designed by Alessandro Piretti, Rebound features a flexible back for ultimate comfort. The series includes: four-legged & sled base chairs and four-legged counter & bar stools.
- Polypropylene shell is easy to clean/wipe down and offered in a variety of finishes.
- Models available with polypropylene back & seat or polypropylene back & upholstered seat.
- Models available with or without arms. Arms match selected shell finish.
- Four-legged and sled base models have tubular steel bases available in a wide variety of paint and plated finishes.
- Chairs with four legs are available with glides (G suffix models) and casters (C suffix models). Four-legged chairs have Black nylon (BG) glides or are available in a variety of glide types (to best suit the flooring type and site conditions). See upcharges.
- Sled base chairs are available with either Black or White opaque nylon glides.
- Four-legged chairs and sled base chairs are stackable up to 5 high on floor and 10 high on dolly (RDOL). Models with upholstered seats stack 5 high on floor and 10 high on the dolly. Counter and bar stools stack up to 5 high on floor.
- All models are equipped with a color coordinated under seat shroud.
- Due to the flex back design, chairs should be positioned away from walls.
- Active weight capacity for chairs with casters is 300 lbs. and 400 lbs. for chairs with glides.
- Upholstery options: fabric, vinyl or leather. Vinyl and leather models may feature stitch detail across the seat and/or back cushions, if applicable.


Please add option codes in the following order:

- **Model number**  
**R5** \_\_\_ (G or C) Four-legged chair (glides or casters)  
**R6** \_\_\_ Sled base chair  
**R5BS** \_\_\_ Bar stool  
**R5CS** \_\_\_ Counter stool  
**RDOL** Stacking dolly
- **Back, seat + arm finish**  
**(BZB)** Buzz Blue **(FRO)** Frost  
**(CCT)** Cactus **(INK)** Ink  
**(CRO)** Carrot **(LAB)** Latte  
**(IVC)** Cloud **(BLK)** Night  
**(DJN)** Dijon **(SND)** Sand  
**(EGP)** Eggplant **(SAR)** Scarlet  
**(FOG)** Fog **(SHW)** Shadow
- **Seat textile** (upholstered seat models)  
 Specify textile
- **Frame finish**  
 For leg frame finish options, please see page 374. Upcharges apply for plated finishes:  
**(CHM)** Chrome. Add \$33 for four-legged chairs. Add \$42 for sled base chairs. Add \$60 for stools.  
**(BCH)** Brushed Chrome. Add \$119 for four-legged chairs. Add \$145 for sled base chairs. Add \$197 for stools.  
**(SBR)** Satin Brass. Add \$176 for four-legged chairs. Add \$213 for sled base chairs. Add \$288 for stools.  
**(ACO)** Antique Copper. Add \$176 for four-legged chairs. Add \$213 for sled base chairs. Add \$288 for stools.
- **Glide type** (four-legged chair models only)  
**(BG)** Black nylon glides for some hard floor/ carpeted surfaces.  
**(NM)** White nylon non-marking glides for some hard floor/carpeted surfaces.  
**(FG)** Glides w/felt pads are available for vinyl sheet, cork or laminate flooring, please specify. Add \$19.  
**(RG)** Glides with rubber pads are available for vinyl, hardwood, laminate, stone or ceramic flooring, please specify. Add \$19.  
**(SG)** Glides with stainless steel pads are available for carpet or rubber flooring, please specify. Add \$19.
- **Glide type** (sled base chair models only)  
**(GL)** Black nylon glides.  
**(NM)** White non-marking glides.
- **Caster type** (for caster models)  
**(DC)** 2" caster for carpeted surfaces  
**(RC)** 2"caster for most hard floor surfaces. Add \$17.


| DESCRIPTION   | FEATURES  | MODEL #   | STANDARD TEXTILE GRADES            |                       |   |  |                               |  |
|---|---|---|------------------------------------|-----------------------|---|--|-------------------------------|--|
|  <p><b>Armchair, Poly Seat &amp; Back</b><br/>                     COM: N/A<br/>                     Unit weight: 17.5 LB   8 KG<br/>                     Carton weight: 13.5 LB   6.12 KG<br/>                     Carton volume: 15.25 FT<sup>3</sup>   0.43 MT<sup>3</sup></p> | Stacks 5 high on floor.<br>Stacks 10 high on dolly. | List price  |                                    |                       |   |  |                               |  |
|   |   | <b>R5APPG</b> glides 490<br><b>R5APPC</b> casters 540 | <b>OVERALL DIMENSIONS</b><br>W D H |                       | <b>SEAT DIMENSIONS</b><br>W D H   |  | <b>BACK DIMENSIONS</b><br>W H |  |
|   |   | IN 26.25 20.5 32.75<br>MM 667 521 832                 | 19.25 17.75 17.5<br>489 451 445    | 18.5 15.25<br>470 387 | <b>RTA 00</b> 2 per carton (pricing and specifications are for one seat unit) |  |                               |  |

| DESCRIPTION   | FEATURES  | MODEL#                  | STANDARD TEXTILE GRADES   |   |              |                        |              |             |                        |              |     |     |     |      |
|---|---|-------------------------|---------------------------|---|--------------|------------------------|--------------|-------------|------------------------|--------------|-----|-----|-----|------|
|   |   |                         | 1                         | 2   | 3            | 4                      | 5            | 6           | 7                      | 8            | 9   | 10  | 11  | 12   |
|  <p><b>Armchair, Upholstered Seat &amp; Poly Back</b><br/>COM: 0.75 YD   0.69 M<br/>Unit weight: 19.5 LB   8.9 KG<br/>Carton weight: 14.5 LB   6.58 KG<br/>Carton volume: 15.25 FT<sup>3</sup>   0.43 MT<sup>3</sup></p> | Stacks 5 high on floor.<br>Stacks 10 high on dolly. | <b>R5APUG</b><br>glides | 630                       | 654   | 674          | 698                    | 736          | 771         | 806                    | 837          | 875 | 911 | 960 | 1029 |
|   |   |                         | <b>R5APUC</b><br>casters  | 680   | 704          | 724                    | 748          | 786         | 821                    | 856          | 887 | 925 | 961 | 1010 |
|   |   |                         | <b>OVERALL DIMENSIONS</b> |   |              | <b>SEAT DIMENSIONS</b> |              |             | <b>BACK DIMENSIONS</b> |              |     |     |     |      |
|   |   |                         | <b>W</b>                  | <b>D</b>  | <b>H</b>     | <b>W</b>               | <b>D</b>     | <b>H</b>    | <b>W</b>               | <b>H</b>     |     |     |     |      |
|   |   |                         | IN 26.25<br>MM 667        | 20.5<br>521   | 32.75<br>832 | 19.25<br>489           | 17.75<br>451 | 18.5<br>470 | 18.5<br>470            | 14.25<br>362 |     |     |     |      |
|   |   |                         | <b>RTA 00</b>             | 2 per carton (pricing and specifications are for one seat unit) |              |                        |              |             |                        |              |     |     |     |      |

| List price               |     |  |                           |   |              |                        |              |             |                        |              |  |  |  |  |
|--------------------------|-----|--|---------------------------|---|--------------|------------------------|--------------|-------------|------------------------|--------------|--|--|--|--|
| <b>R5NPPG</b><br>glides  | 379 |  |                           |   |              |                        |              |             |                        |              |  |  |  |  |
| <b>R5NPPC</b><br>casters | 429 |  |                           |   |              |                        |              |             |                        |              |  |  |  |  |
|                          |     |  | <b>OVERALL DIMENSIONS</b> |   |              | <b>SEAT DIMENSIONS</b> |              |             | <b>BACK DIMENSIONS</b> |              |  |  |  |  |
|                          |     |  | <b>W</b>                  | <b>D</b>  | <b>H</b>     | <b>W</b>               | <b>D</b>     | <b>H</b>    | <b>W</b>               | <b>H</b>     |  |  |  |  |
|                          |     |  | IN 22<br>MM 559           | 20.5<br>521   | 32.75<br>832 | 19.25<br>489           | 17.75<br>451 | 17.5<br>445 | 18.5<br>470            | 15.25<br>387 |  |  |  |  |
|                          |     |  | <b>RTA 00</b>             | 2 per carton (pricing and specifications are for one seat unit) |              |                        |              |             |                        |              |  |  |  |  |

| DESCRIPTION  | FEATURES  | MODEL#                  | STANDARD TEXTILE GRADES   |   |              |                        |              |             |                        |              |     |     |     |     |
|--|---|-------------------------|---------------------------|---|--------------|------------------------|--------------|-------------|------------------------|--------------|-----|-----|-----|-----|
|  |   |                         | 1                         | 2   | 3            | 4                      | 5            | 6           | 7                      | 8            | 9   | 10  | 11  | 12  |
|  <p><b>Armless Chair, Poly Seat &amp; Back</b><br/>COM: N/A<br/>Unit weight: 16 LB   7.3 KG<br/>Carton weight: 12.25 LB   5.56 KG<br/>Carton volume: 12.75 FT<sup>3</sup>   0.36 MT<sup>3</sup></p> | Stacks 5 high on floor.<br>Stacks 10 high on dolly. | <b>R5NPUG</b><br>glides | 519                       | 543   | 563          | 587                    | 625          | 660         | 695                    | 726          | 764 | 800 | 849 | 918 |
|  |   |                         | <b>R5NPUC</b><br>casters  | 569   | 593          | 613                    | 637          | 675         | 710                    | 745          | 776 | 814 | 850 | 899 |
|  |   |                         | <b>OVERALL DIMENSIONS</b> |   |              | <b>SEAT DIMENSIONS</b> |              |             | <b>BACK DIMENSIONS</b> |              |     |     |     |     |
|  |   |                         | <b>W</b>                  | <b>D</b>  | <b>H</b>     | <b>W</b>               | <b>D</b>     | <b>H</b>    | <b>W</b>               | <b>H</b>     |     |     |     |     |
|  |   |                         | IN 22<br>MM 559           | 20.5<br>521   | 32.75<br>832 | 19.25<br>489           | 17.75<br>451 | 18.5<br>470 | 18.5<br>470            | 14.25<br>362 |     |     |     |     |
|  |   |                         | <b>RTA 00</b>             | 2 per carton (pricing and specifications are for one seat unit) |              |                        |              |             |                        |              |     |     |     |     |

| List price   |     |  |                           |   |              |                        |              |             |                        |              |  |  |  |  |
|--------------|-----|--|---------------------------|---|--------------|------------------------|--------------|-------------|------------------------|--------------|--|--|--|--|
| <b>R6APP</b> | 518 |  |                           |   |              |                        |              |             |                        |              |  |  |  |  |
|              |     |  | <b>OVERALL DIMENSIONS</b> |   |              | <b>SEAT DIMENSIONS</b> |              |             | <b>BACK DIMENSIONS</b> |              |  |  |  |  |
|              |     |  | <b>W</b>                  | <b>D</b>  | <b>H</b>     | <b>W</b>               | <b>D</b>     | <b>H</b>    | <b>W</b>               | <b>H</b>     |  |  |  |  |
|              |     |  | IN 26.25<br>MM 667        | 21.5<br>546   | 32.75<br>832 | 19.25<br>489           | 17.75<br>451 | 17.5<br>445 | 18.5<br>470            | 15.25<br>387 |  |  |  |  |
|              |     |  | <b>RTA 00</b>             | 2 per carton (pricing and specifications are for one seat unit) |              |                        |              |             |                        |              |  |  |  |  |

| DESCRIPTION  | FEATURES  | MODEL#       | STANDARD TEXTILE GRADES |   |              |                           |              |             |                        |              |     |                        |     |      |
|--|---|--------------|-------------------------|---|--------------|---------------------------|--------------|-------------|------------------------|--------------|-----|------------------------|-----|------|
|  |   |              | 1                       | 2   | 3            | 4                         | 5            | 6           | 7                      | 8            | 9   | 10                     | 11  | 12   |
|  <p><b>Armchair, Upholstered Seat &amp; Poly Back - Sled Base</b><br/>COM: 0.75 YD   0.69 M<br/>Unit weight: 20 LB   9.1 KG<br/>Carton weight: 14.75 LB   6.69 KG<br/>Carton volume: 15.25 FT<sup>3</sup>   0.43 MT<sup>3</sup></p> | Stacks 5 high on floor.<br>Stacks 10 high on dolly. | <b>R6APU</b> | 658                     | 682   | 702          | 726                       | 764          | 799         | 834                    | 865          | 903 | 939                    | 988 | 1057 |
|  |   |              |                         |   |              | <b>OVERALL DIMENSIONS</b> |              |             | <b>SEAT DIMENSIONS</b> |              |     | <b>BACK DIMENSIONS</b> |     |      |
|  |   |              | <b>W</b>                | <b>D</b>  | <b>H</b>     | <b>W</b>                  | <b>D</b>     | <b>H</b>    | <b>W</b>               | <b>H</b>     |     |                        |     |      |
|  |   |              | IN 26.25<br>MM 667      | 21.5<br>546   | 32.75<br>832 | 19.25<br>489              | 17.75<br>451 | 18.5<br>470 | 18.5<br>470            | 14.25<br>362 |     |                        |     |      |
|  |   |              | <b>RTA 00</b>           | 2 per carton (pricing and specifications are for one seat unit) |              |                           |              |             |                        |              |     |                        |     |      |

DESCRIPTION FEATURES MODEL# STANDARD TEXTILE GRADES



**Armless Chair, Poly Seat & Back - Sled Base**

COM: N/A

Unit weight: 16 LB | 7.3 KG

Carton weight: 12.25 LB | 5.56 KG

Carton volume: 12.75 FT<sup>3</sup> | 0.36 MT<sup>3</sup>

Stacks 5 high on floor.  
Stacks 10 high on dolly.

List price

**R6NPP** 407

|  | OVERALL DIMENSIONS |   |   | SEAT DIMENSIONS |   |   | BACK DIMENSIONS |   |
|--|--------------------|---|---|-----------------|---|---|-----------------|---|
|  | W                  | D | H | W               | D | H | W               | H |

|    |     |      |       |       |       |      |      |       |
|----|-----|------|-------|-------|-------|------|------|-------|
| IN | 22  | 21.5 | 32.75 | 19.25 | 17.75 | 17.5 | 18.5 | 15.25 |
| MM | 559 | 546  | 832   | 489   | 451   | 445  | 470  | 387   |

**RTA 00** 2 per carton (pricing and specifications are for one seat unit)

|  |   |   |   |   |   |   |   |   |   |    |    |    |
|--|---|---|---|---|---|---|---|---|---|----|----|----|
|  | 1 | 2 | 3 | 4 | 5 | 6 | 7 | 8 | 9 | 10 | 11 | 12 |
|--|---|---|---|---|---|---|---|---|---|----|----|----|

**R6NPU** 547 571 591 615 653 688 723 754 792 828 877 946



**Armless Chair, Upholstered Seat & Poly Back - Sled Base**

COM: 0.75 YD | 0.69 M

Unit weight: 18 LB | 8.2 KG

Carton weight: 13.25 LB | 6.01 KG

Carton volume: 12.75 FT<sup>3</sup> | 0.36 MT<sup>3</sup>

Stacks 5 high on floor.  
Stacks 10 high on dolly.

|  | OVERALL DIMENSIONS |   |   | SEAT DIMENSIONS |   |   | BACK DIMENSIONS |   |
|--|--------------------|---|---|-----------------|---|---|-----------------|---|
|  | W                  | D | H | W               | D | H | W               | H |

|    |     |      |       |       |       |      |      |       |
|----|-----|------|-------|-------|-------|------|------|-------|
| IN | 22  | 21.5 | 32.75 | 19.25 | 17.75 | 18.5 | 18.5 | 14.25 |
| MM | 559 | 546  | 832   | 489   | 451   | 470  | 470  | 362   |

**RTA 00** 2 per carton (pricing and specifications are for one seat unit)



**Counter Stool w/Arms, Poly Seat & Back**

COM: N/A

Unit weight: 22 LB | 10 KG

Carton weight: 16 LB | 7.26 KG

Carton volume: 17.75 FT<sup>3</sup> | 0.5 MT<sup>3</sup>

Stacks 5 high on floor.

List price

**R5CSAPP** 610

|  | OVERALL DIMENSIONS |   |   | SEAT DIMENSIONS |   |   | BACK DIMENSIONS |   |
|--|--------------------|---|---|-----------------|---|---|-----------------|---|
|  | W                  | D | H | W               | D | H | W               | H |

|    |       |       |       |       |       |       |      |       |
|----|-------|-------|-------|-------|-------|-------|------|-------|
| IN | 26.25 | 21.75 | 38.25 | 19.25 | 17.75 | 23.75 | 18.5 | 15.25 |
| MM | 667   | 552   | 972   | 489   | 451   | 603   | 470  | 387   |

**RTA 00** 2 per carton (pricing and specifications are for one seat unit)

|  |   |   |   |   |   |   |   |   |   |    |    |    |
|--|---|---|---|---|---|---|---|---|---|----|----|----|
|  | 1 | 2 | 3 | 4 | 5 | 6 | 7 | 8 | 9 | 10 | 11 | 12 |
|--|---|---|---|---|---|---|---|---|---|----|----|----|

**R5CSAPU** 750 774 794 818 856 891 926 957 995 1031 1080 1149



**Counter Stool w/Arms, Upholstered Seat & Poly Back**

COM: 0.75 YD | 0.69 M

Unit weight: 24 LB | 10.9 KG

Carton weight: 17 LB | 7.71 KG

Carton volume: 17.75 FT<sup>3</sup> | 0.5 MT<sup>3</sup>

Stacks 5 high on floor.

List price

**R5CSNPP** 499

|  | OVERALL DIMENSIONS |   |   | SEAT DIMENSIONS |   |   | BACK DIMENSIONS |   |
|--|--------------------|---|---|-----------------|---|---|-----------------|---|
|  | W                  | D | H | W               | D | H | W               | H |

|    |     |       |       |       |       |       |      |       |
|----|-----|-------|-------|-------|-------|-------|------|-------|
| IN | 22  | 21.75 | 38.25 | 19.25 | 17.75 | 23.75 | 18.5 | 15.25 |
| MM | 559 | 552   | 972   | 489   | 451   | 603   | 470  | 387   |

**RTA 00** 2 per carton (pricing and specifications are for one seat unit)



**Armless Counter Stool, Poly Seat & Back**








COM: N/A

Unit weight: 20 LB | 9.1 KG

Carton weight: 14.5 LB | 6.58 KG

Carton volume: 17.75 FT<sup>3</sup> | 0.5 MT<sup>3</sup>

Stacks 5 high on floor.

| DESCRIPTION   | FEATURES                | MODEL#                    | STANDARD TEXTILE GRADES   |              |                        |          |          |                        |          |     |      |      |      |      |  |  |
|---|-------------------------|---------------------------|---|--------------|------------------------|----------|----------|------------------------|----------|-----|------|------|------|------|--|--|
|   |                         |                           | 1   | 2            | 3                      | 4        | 5        | 6                      | 7        | 8   | 9    | 10   | 11   | 12   |  |  |
|  <p><b>Armless Counter Stool, Upholstered Seat &amp; Poly Back</b><br/>                     COM: 0.75 YD   0.69 M<br/>                     Unit weight: 22 LB   10 KG<br/>                     Carton weight: 15.5 LB   7.03 KG<br/>                     Carton volume: 17.75 FT³   0.5 MT³</p>  | Stacks 5 high on floor. | <b>R5CSNPU</b>            | 639   | 663          | 683                    | 707      | 745      | 780                    | 815      | 846 | 884  | 920  | 969  | 1038 |  |  |
|   |                         | <b>OVERALL DIMENSIONS</b> |   |              | <b>SEAT DIMENSIONS</b> |          |          | <b>BACK DIMENSIONS</b> |          |     |      |      |      |      |  |  |
|   |                         | <b>W</b>                  | <b>D</b>  | <b>H</b>     | <b>W</b>               | <b>D</b> | <b>H</b> | <b>W</b>               | <b>H</b> |     |      |      |      |      |  |  |
|   |                         | IN 22                     | 21.75   | 38.25        | 19.25                  | 17.75    | 24.75    | 18.5                   | 14.25    |     |      |      |      |      |  |  |
|   |                         | MM 559                    | 552   | 972          | 489                    | 451      | 629      | 470                    | 362      |     |      |      |      |      |  |  |
|   |                         | <b>RTA 00</b>             | 2 per carton (pricing and specifications are for one seat unit)                     |              |                        |          |          |                        |          |     |      |      |      |      |  |  |
| <b>List price</b>   |                         |                           |   |              |                        |          |          |                        |          |     |      |      |      |      |  |  |
| <b>R5BSAPP</b>  |                         |                           | 630   |              |                        |          |          |                        |          |     |      |      |      |      |  |  |
|  <p><b>Bar Stool w/Arms, Poly Seat &amp; Back</b><br/>                     COM: N/A<br/>                     Unit weight: 23 LB   10.5 KG<br/>                     Carton weight: 16.75 LB   7.63 KG<br/>                     Carton volume: 19.5 FT³   0.55 MT³</p>                             | Stacks 5 high on floor. |                           |   |              |                        |          |          |                        |          |     |      |      |      |      |  |  |
|   |                         | <b>OVERALL DIMENSIONS</b> |   |              | <b>SEAT DIMENSIONS</b> |          |          | <b>BACK DIMENSIONS</b> |          |     |      |      |      |      |  |  |
|   |                         | <b>W</b>                  | <b>D</b>  | <b>H</b>     | <b>W</b>               | <b>D</b> | <b>H</b> | <b>W</b>               | <b>H</b> |     |      |      |      |      |  |  |
|   |                         | IN 26.25                  | 21.75   | 43.25        | 19.25                  | 17.75    | 28.75    | 18.5                   | 15.25    |     |      |      |      |      |  |  |
|   |                         | MM 667                    | 552   | 1099         | 489                    | 451      | 730      | 470                    | 387      |     |      |      |      |      |  |  |
|   |                         | <b>RTA 00</b>             | 2 per carton (pricing and specifications are for one seat unit)                     |              |                        |          |          |                        |          |     |      |      |      |      |  |  |
| <b>List price</b>   |                         |                           |   |              |                        |          |          |                        |          |     |      |      |      |      |  |  |
| <b>R5BSAPP</b>  |                         |                           | 630   |              |                        |          |          |                        |          |     |      |      |      |      |  |  |
|  <p><b>Bar Stool w/Arms, Upholstered Seat &amp; Poly Back</b><br/>                     COM: 0.75 YD   0.69 M<br/>                     Unit weight: 25 LB   11.4 KG<br/>                     Carton weight: 17.75 LB   8.05 KG<br/>                     Carton volume: 19.5 FT³   0.55 MT³</p>    | Stacks 5 high on floor. |                           |   |              |                        |          |          |                        |          |     |      |      |      |      |  |  |
|   |                         | <b>OVERALL DIMENSIONS</b> |   |              | <b>SEAT DIMENSIONS</b> |          |          | <b>BACK DIMENSIONS</b> |          |     |      |      |      |      |  |  |
|   |                         | <b>W</b>                  | <b>D</b>  | <b>H</b>     | <b>W</b>               | <b>D</b> | <b>H</b> | <b>W</b>               | <b>H</b> |     |      |      |      |      |  |  |
|   |                         | IN 26.25                  | 21.75   | 43.25        | 19.25                  | 17.75    | 29.75    | 18.5                   | 14.25    |     |      |      |      |      |  |  |
|   |                         | MM 667                    | 552   | 1099         | 489                    | 451      | 756      | 470                    | 362      |     |      |      |      |      |  |  |
|   |                         | <b>RTA 00</b>             | 2 per carton (pricing and specifications are for one seat unit)                     |              |                        |          |          |                        |          |     |      |      |      |      |  |  |
| <b>List price</b>   |                         |                           |   |              |                        |          |          |                        |          |     |      |      |      |      |  |  |
| <b>R5BSAPP</b>  |                         |                           | 770   | 794          | 814                    | 838      | 876      | 911                    | 946      | 977 | 1015 | 1051 | 1100 | 1169 |  |  |
|  <p><b>Armless Bar Stool, Poly Seat &amp; Back</b><br/>                     COM: N/A<br/>                     Unit weight: 19.5 LB   8.9 KG<br/>                     Carton weight: 14.5 LB   6.58 KG<br/>                     Carton volume: 16.5 FT³   0.46 MT³</p>                          | Stacks 5 high on floor. |                           |   |              |                        |          |          |                        |          |     |      |      |      |      |  |  |
|   |                         | <b>OVERALL DIMENSIONS</b> |   |              | <b>SEAT DIMENSIONS</b> |          |          | <b>BACK DIMENSIONS</b> |          |     |      |      |      |      |  |  |
|   |                         | <b>W</b>                  | <b>D</b>  | <b>H</b>     | <b>W</b>               | <b>D</b> | <b>H</b> | <b>W</b>               | <b>H</b> |     |      |      |      |      |  |  |
|   |                         | IN 26.25                  | 21.75   | 43.25        | 19.25                  | 17.75    | 28.75    | 18.5                   | 15.25    |     |      |      |      |      |  |  |
|   |                         | MM 667                    | 552   | 1099         | 489                    | 451      | 730      | 470                    | 387      |     |      |      |      |      |  |  |
|   |                         | <b>RTA 00</b>             | 2 per carton (pricing and specifications are for one seat unit)                     |              |                        |          |          |                        |          |     |      |      |      |      |  |  |
| <b>List price</b>   |                         |                           |   |              |                        |          |          |                        |          |     |      |      |      |      |  |  |
| <b>R5BSNPP</b>  |                         |                           | 519   |              |                        |          |          |                        |          |     |      |      |      |      |  |  |
|  <p><b>Armless Bar Stool, Upholstered Seat &amp; Poly Back</b><br/>                     COM: 0.75 YD   0.69 M<br/>                     Unit weight: 21.5 LB   9.8 KG<br/>                     Carton weight: 15.5 LB   7.03 KG<br/>                     Carton volume: 16.5 FT³   0.46 MT³</p> | Stacks 5 high on floor. |                           |   |              |                        |          |          |                        |          |     |      |      |      |      |  |  |
|   |                         | <b>OVERALL DIMENSIONS</b> |   |              | <b>SEAT DIMENSIONS</b> |          |          | <b>BACK DIMENSIONS</b> |          |     |      |      |      |      |  |  |
|   |                         | <b>W</b>                  | <b>D</b>  | <b>H</b>     | <b>W</b>               | <b>D</b> | <b>H</b> | <b>W</b>               | <b>H</b> |     |      |      |      |      |  |  |
|   |                         | IN 26.25                  | 21.75   | 43.25        | 19.25                  | 17.75    | 29.75    | 18.5                   | 14.25    |     |      |      |      |      |  |  |
|   |                         | MM 667                    | 552   | 1099         | 489                    | 451      | 756      | 470                    | 362      |     |      |      |      |      |  |  |
|   |                         | <b>RTA 00</b>             | 2 per carton (pricing and specifications are for one seat unit)                     |              |                        |          |          |                        |          |     |      |      |      |      |  |  |
| <b>List price</b>   |                         |                           |   |              |                        |          |          |                        |          |     |      |      |      |      |  |  |
| <b>R5BSNPU</b>  |                         |                           | 659   | 683          | 703                    | 727      | 765      | 800                    | 835      | 866 | 904  | 940  | 989  | 1058 |  |  |
|  <p><b>Stacking Dolly</b><br/>                     COM: N/A<br/>                     Unit weight: 15 LB   6.8 KG<br/>                     Carton weight: 18 LB   8.16 KG<br/>                     Carton volume: 4.4 FT³   0.12 MT³</p>  |                         |                           |   |              |                        |          |          |                        |          |     |      |      |      |      |  |  |
|   |                         | <b>OVERALL DIMENSIONS</b> |   |              | <b>SEAT DIMENSIONS</b> |          |          | <b>BACK DIMENSIONS</b> |          |     |      |      |      |      |  |  |
|   |                         | <b>W</b>                  | <b>D</b>  | <b>H</b>     | <b>W</b>               | <b>D</b> | <b>H</b> | <b>W</b>               | <b>H</b> |     |      |      |      |      |  |  |
|   |                         | IN 23.75                  | 21.25   | 12.25        | -                      | -        | -        | -                      | -        |     |      |      |      |      |  |  |
|   |                         | MM 603                    | 540   | 311          | -                      | -        | -        | -                      | -        |     |      |      |      |      |  |  |
|   |                         | <b>RTA 00</b>             |  | 1 per carton |                        |          |          |                        |          |     |      |      |      |      |  |  |

ROMA NESTER



model 1898

model 1908



(models 1890, 1890L, 1900, 1900L)







The polypropylene medium back features a flexible construction that provides support, proper spinal alignment and comfort when moving or reaching in a seated position.




STANDARD FEATURES

- Flexible, elegant and affordable, Roma offers a family of seating with simple clean lines.
- Three back versions are available: mesh, flexible polypropylene or honeycomb polypropylene back.
- Upholstered back cover (1909) may be ordered separately, easily installed on flexible polypropylene backs only.
- Models with a flexible polypropylene back feature a built in lumbar support designed to move as you move and is available exclusively in Black.
- The horizontal nesting chairs are easy to store. Simply flip the seat upward and then roll into nesting position, like a shopping cart.
- When nesting horizontal nesting chairs, each additional chair adds 8" (203 mm) to the depth.
- Standard with soft, durable self-skinned urethane (SSU) armcaps that are warm to the touch.
- Nesting chairs are available with a Black (TBL), Shadow (TSH) or Tungsten (TTU) frame.
- Dual wheel carpet casters (C1) are standard.
- Upholstery options: fabric, vinyl or leather. Vinyl and leather models may feature stitch detail across the seat and/or back cushions, if applicable.
- Models upholstered in leather have a radius seam towards the rear of the seat.

OPTIONAL FEATURES

- Breathable mesh back is available in six colors: Autumn Orange (AO), Fall Burgundy (FB), Midnight Black (MB), Spring Green (SG), Summer Blue (SB) and Winter Grey (WG).
- Optional Chrome (CHM) frame is available, please specify. Add \$26.
- For hard surface flooring casters, please specify (C3R). Add \$17.
- For non-nesting Roma chairs and stools see page 67.

| DESCRIPTION  | FEATURES | MODEL #     | STANDARD TEXTILE GRADES   |              |      |                        |      |     |                        |      |     |      |      |      |  |
|--|----------|-------------|---------------------------|--------------|------|------------------------|------|-----|------------------------|------|-----|------|------|------|--|
|  |          |             | 1                         | 2            | 3    | 4                      | 5    | 6   | 7                      | 8    | 9   | 10   | 11   | 12   |  |
|   <p>Leather stitch detail</p> <p><b>Honeycomb MB - Armless Flip Seat Nesting Chair</b><br/>                     COM: 1 YD   0.91 M<br/>                     Unit weight: 22 LB   10 KG<br/>                     Carton weight: 29 LB   13.15 KG<br/>                     Carton volume: 13.75 FT<sup>3</sup>   0.38 MT<sup>3</sup></p> <p>Ergonomic features:<br/>M, N</p>       |          | <b>1888</b> | 625                       | 657          | 684  | 715                    | 766  | 813 | 860                    | 901  | 952 | 1000 | 1065 | 1157 |  |
|  |          |             | <b>OVERALL DIMENSIONS</b> |              |      | <b>SEAT DIMENSIONS</b> |      |     | <b>BACK DIMENSIONS</b> |      |     |      |      |      |  |
|  |          |             |                           | W            | D    | H                      | W    | D   | H                      | W    | H   |      |      |      |  |
|  |          |             |                           | IN 24.5      | 23.5 | 36                     | 19.5 | 17  | 18                     | 18.5 | 18  |      |      |      |  |
|  |          |             | MM 622                    | 597          | 914  | 495                    | 432  | 457 | 470                    | 457  |     |      |      |      |  |
|  |          |             | <b>RTA 00</b>             | 1 per carton |      |                        |      |     |                        |      |     |      |      |      |  |
|   <p>Leather stitch detail</p> <p><b>Mesh MB - Armless Flip Seat Nesting Chair</b><br/>                     COM: 1 YD   0.91 M<br/>                     Unit weight: 22 LB   10 KG<br/>                     Carton weight: 29 LB   13.15 KG<br/>                     Carton volume: 13.75 FT<sup>3</sup>   0.38 MT<sup>3</sup></p> <p>Ergonomic features:<br/>M, N</p>          |          | <b>1889</b> | 593                       | 625          | 652  | 683                    | 734  | 781 | 828                    | 869  | 920 | 968  | 1033 | 1125 |  |
|  |          |             | <b>OVERALL DIMENSIONS</b> |              |      | <b>SEAT DIMENSIONS</b> |      |     | <b>BACK DIMENSIONS</b> |      |     |      |      |      |  |
|  |          |             |                           | W            | D    | H                      | W    | D   | H                      | W    | H   |      |      |      |  |
|  |          |             |                           | IN 24.5      | 23.5 | 36                     | 19.5 | 17  | 18                     | 18.5 | 18  |      |      |      |  |
|  |          |             | MM 622                    | 597          | 914  | 495                    | 432  | 457 | 470                    | 457  |     |      |      |      |  |
|  |          |             | <b>RTA 00</b>             | 1 per carton |      |                        |      |     |                        |      |     |      |      |      |  |
|   <p>Leather stitch detail</p> <p><b>Polypropylene MB - Armless Flip Seat Nesting Chair</b><br/>                     COM: 1 YD   0.91 M<br/>                     Unit weight: 22 LB   10 KG<br/>                     Carton weight: 29 LB   13.15 KG<br/>                     Carton volume: 13.75 FT<sup>3</sup>   0.38 MT<sup>3</sup></p> <p>Ergonomic features:<br/>M, N</p> |          | <b>1890</b> | 593                       | 625          | 652  | 683                    | 734  | 781 | 828                    | 869  | 920 | 968  | 1033 | 1125 |  |
|  |          |             | <b>OVERALL DIMENSIONS</b> |              |      | <b>SEAT DIMENSIONS</b> |      |     | <b>BACK DIMENSIONS</b> |      |     |      |      |      |  |
|  |          |             |                           | W            | D    | H                      | W    | D   | H                      | W    | H   |      |      |      |  |
|  |          |             |                           | IN 24.5      | 23.5 | 36                     | 19.5 | 17  | 18                     | 18.5 | 18  |      |      |      |  |
|  |          |             | MM 622                    | 597          | 914  | 495                    | 432  | 457 | 470                    | 457  |     |      |      |      |  |
|  |          |             | <b>RTA 00</b>             | 1 per carton |      |                        |      |     |                        |      |     |      |      |      |  |

| DESCRIPTION   | FEATURES                    | MODEL#        | STANDARD TEXTILE GRADES                      |              |     |   |     |     |                                    |     |      |      |      |      |  |  |
|---|-----------------------------|---------------|--|--------------|-----|---|-----|-----|------------------------------------|-----|------|------|------|------|--|--|
|   |                             |               | 1  | 2            | 3   | 4   | 5   | 6   | 7                                  | 8   | 9    | 10   | 11   | 12   |  |  |
|  <p><b>Honeycomb MB - Flip Seat Nesting Armchair</b><br/>                     COM: 1 YD   0.91 M<br/>                     Unit weight: 23 LB   10.5 KG<br/>                     Carton weight: 30 LB   13.61 KG<br/>                     Carton volume: 13.75 FT<sup>3</sup>   0.38 MT<sup>3</sup></p>     | Ergonomic features:<br>M, N | <b>1898</b>   | 684  | 716          | 743 | 774                                       | 825 | 872 | 919                                | 960 | 1011 | 1059 | 1124 | 1216 |  |  |
|   |                             |               | <b>OVERALL DIMENSIONS</b><br>W      D      H |              |     | <b>SEAT DIMENSIONS</b><br>W      D      H |     |     | <b>BACK DIMENSIONS</b><br>W      H |     |      |      |      |      |  |  |
|   |                             |               | IN 24.5                                      | 23.5         | 36  | 19.5                                      | 17  | 18  | 18.5                               | 18  |      |      |      |      |  |  |
|   |                             |               | MM 622                                       | 597          | 914 | 495                                       | 432 | 457 | 470                                | 457 |      |      |      |      |  |  |
|   |                             | <b>RTA 00</b> |  | 1 per carton |     |   |     |     |                                    |     |      |      |      |      |  |  |
|  <p><b>Mesh MB - Flip Seat Nesting Armchair</b><br/>                     COM: 1 YD   0.91 M<br/>                     Unit weight: 23 LB   10.5 KG<br/>                     Carton weight: 30 LB   13.61 KG<br/>                     Carton volume: 13.75 FT<sup>3</sup>   0.38 MT<sup>3</sup></p>          | Ergonomic features:<br>M, N | <b>1899</b>   | 654  | 686          | 713 | 744                                       | 795 | 842 | 889                                | 930 | 981  | 1029 | 1094 | 1186 |  |  |
|   |                             |               | <b>OVERALL DIMENSIONS</b><br>W      D      H |              |     | <b>SEAT DIMENSIONS</b><br>W      D      H |     |     | <b>BACK DIMENSIONS</b><br>W      H |     |      |      |      |      |  |  |
|   |                             |               | IN 24.5                                      | 23.5         | 36  | 19.5                                      | 17  | 18  | 18.5                               | 18  |      |      |      |      |  |  |
|   |                             |               | MM 622                                       | 597          | 914 | 495                                       | 432 | 457 | 470                                | 457 |      |      |      |      |  |  |
|   |                             | <b>RTA 00</b> |  | 1 per carton |     |   |     |     |                                    |     |      |      |      |      |  |  |
|  <p><b>Polypropylene MB - Flip Seat Nesting Armchair</b><br/>                     COM: 1 YD   0.91 M<br/>                     Unit weight: 23 LB   10.5 KG<br/>                     Carton weight: 30 LB   13.61 KG<br/>                     Carton volume: 13.75 FT<sup>3</sup>   0.38 MT<sup>3</sup></p> | Ergonomic features:<br>M, N | <b>1900</b>   | 654  | 686          | 713 | 744                                       | 795 | 842 | 889                                | 930 | 981  | 1029 | 1094 | 1186 |  |  |
|   |                             |               | <b>OVERALL DIMENSIONS</b><br>W      D      H |              |     | <b>SEAT DIMENSIONS</b><br>W      D      H |     |     | <b>BACK DIMENSIONS</b><br>W      H |     |      |      |      |      |  |  |
|   |                             |               | IN 24.5                                      | 23.5         | 36  | 19.5                                      | 17  | 18  | 18.5                               | 18  |      |      |      |      |  |  |
|   |                             |               | MM 622                                       | 597          | 914 | 495                                       | 432 | 457 | 470                                | 457 |      |      |      |      |  |  |
|   |                             | <b>RTA 00</b> |  | 1 per carton |     |   |     |     |                                    |     |      |      |      |      |  |  |

SAS



model 8647

model 8648LBNS24



model 8648PS24

model 8648PS30

STANDARD FEATURES

- Sas side chairs and stools have a single, molded plywood veneer shell.
- Available with wood or upholstered seat.
- Seat dimensions do not account for upholstered models.
- Seat upholstery options: fabric, vinyl or leather. Vinyl and leather models may feature stitch detail across the seat and/or back cushions, if applicable.
- Counter and bar height stools available with mid or low backs.
- Wood side chairs stack up to 4 high on floor or up to 10 high on dolly. Wood stools stack up to 4 high on floor only.
- Upholstered models do not stack.
- Chairs and stools are standard with Black polyethylene glides.



OPTIONAL FEATURES




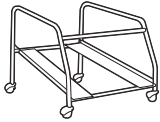
Please add option codes in the following order:

- **Textile**  
Specify textile code.
- **Back shape (B)** Straight back. No upcharge.
- **Frame**  
For leg frame finish options, please see page 374. For Chrome (**CHM**) finish, add \$77.
- **Shell finish**  
(**AAM**) Absolute  
(**BKM**) Black  
(**ACM**) Cherry  
(**EOM**) English Oak  
(**ECM**) Espresso Cafe  
(**TFM**) Fruitwood  
(**HGM**) Gray  
(**AHM**) Honey  
(**TMM**) Mahogany  
(**AVM**) Maple  
(**MWM**) Medium Walnut  
(**ASM**) Night  
(**NBM**) Noce Biondo  
(**NGM**) Noce Grigio  
(**NEM**) Noce Leggero  
(**NMM**) Noce Medio  
(**SKM**) Shaker Cherry  
(**TWM**) Walnut  
(**WTM**) WC Cream  
(**WHM**) White. Add \$75.  
(**WCM**) Winter Cherry

EXAMPLE SAS ORDER CODE:

|         |         |            |       |             |
|---------|---------|------------|-------|-------------|
| 8647P   | -HD05   | -B         | -AAM  | -TBL        |
| Model # | Textile | Back Shape | Shell | Frame Color |

| DESCRIPTION   | FEATURES   | MODEL #                   | STANDARD TEXTILE GRADES |              |                        |      |     |                        |     |     |     |     |      |      |  |
|---|--|---------------------------|-------------------------|--------------|------------------------|------|-----|------------------------|-----|-----|-----|-----|------|------|--|
|   |  |                           | 1                       | 2            | 3                      | 4    | 5   | 6                      | 7   | 8   | 9   | 10  | 11   | 12   |  |
|  <p><b>Mid Back Side Chair, 18" H</b><br/>COM: N/A<br/>Unit weight: 12 LB   5.5 KG<br/>Carton weight: 16 LB   7.26 KG<br/>Carton volume: 12 FT<sup>3</sup>   0.33 MT<sup>3</sup></p>     | <p>Stacks 4 high on floor.<br/>Stacks 10 high on dolly.<br/>Upholstered models do not stack.</p> | <b>8647</b>               | 402                     |              |                        |      |     |                        |     |     |     |     |      |      |  |
|   |  | <b>8647P</b>              | 493                     | 517          | 537                    | 561  | 599 | 634                    | 669 | 700 | 738 | 774 | 823  | 892  |  |
|   |  | <b>OVERALL DIMENSIONS</b> |                         |              | <b>SEAT DIMENSIONS</b> |      |     | <b>BACK DIMENSIONS</b> |     |     |     |     |      |      |  |
|   |  | W D H                     |                         |              | W D H                  |      |     | W H                    |     |     |     |     |      |      |  |
|   |  | IN 18.75                  | 21                      | 33           | 16                     | 15.5 | 18  | 16                     | 15  |     |     |     |      |      |  |
| MM 476  | 533  | 838                       | 406                     | 394          | 457                    | 406  | 381 |                        |     |     |     |     |      |      |  |
|   |  |                           | <b>RTA 00</b>           | 2 per carton |                        |      |     |                        |     |     |     |     |      |      |  |
|  <p><b>Mid Back Counter Stool, 24" H</b><br/>COM: N/A<br/>Unit weight: 16 LB   7.3 KG<br/>Carton weight: 23 LB   10.43 KG<br/>Carton volume: 13 FT<sup>3</sup>   0.36 MT<sup>3</sup></p> | <p>Stacks 4 high on floor only.<br/>Upholstered models do not stack.</p>                         | <b>8648S24</b>            | 597                     |              |                        |      |     |                        |     |     |     |     |      |      |  |
|   |  | <b>8648PS24</b>           | 688                     | 712          | 732                    | 756  | 794 | 829                    | 864 | 895 | 933 | 969 | 1018 | 1087 |  |
|   |  | <b>OVERALL DIMENSIONS</b> |                         |              | <b>SEAT DIMENSIONS</b> |      |     | <b>BACK DIMENSIONS</b> |     |     |     |     |      |      |  |
|   |  | W D H                     |                         |              | W D H                  |      |     | W H                    |     |     |     |     |      |      |  |
|   |  | IN 19.5                   | 22                      | 39           | 16                     | 15.5 | 24  | 16                     | 15  |     |     |     |      |      |  |
| MM 495  | 559  | 991                       | 406                     | 394          | 610                    | 406  | 381 |                        |     |     |     |     |      |      |  |
|   |  |                           | <b>RTA 00</b>           | 1 per carton |                        |      |     |                        |     |     |     |     |      |      |  |

| DESCRIPTION  | FEATURES   | MODEL #                   | STANDARD TEXTILE GRADES |      |                        |     |      |                        |     |      |     |     |      |      |
|--|--|---------------------------|-------------------------|------|------------------------|-----|------|------------------------|-----|------|-----|-----|------|------|
|  |  |                           | 1                       | 2    | 3                      | 4   | 5    | 6                      | 7   | 8    | 9   | 10  | 11   | 12   |
|  <p><b>Mid Back Bar Stool, 30"H</b><br/>                     COM: N/A<br/>                     Unit weight: 20 LB   9.1 KG<br/>                     Carton weight: 27 LB   12.25 KG<br/>                     Carton volume: 15.75 FT<sup>3</sup>   0.44 MT<sup>3</sup></p>    | Stacks 4 high on floor only.<br>Upholstered models do not stack. | 8648S30                   | 597                     |      |                        |     |      |                        |     |      |     |     |      |      |
|  |  | 8648PS30                  | 688                     | 712  | 732                    | 756 | 794  | 829                    | 864 | 895  | 933 | 969 | 1018 | 1087 |
|  |  | <b>OVERALL DIMENSIONS</b> |                         |      | <b>SEAT DIMENSIONS</b> |     |      | <b>BACK DIMENSIONS</b> |     |      |     |     |      |      |
|  |  | IN                        | 19.5                    | 22   | 45                     | 16  | 15.5 | 30                     | 16  | 15   |     |     |      |      |
|  |  | MM                        | 495                     | 559  | 1143                   | 406 | 394  | 762                    | 406 | 381  |     |     |      |      |
|  |  | <b>RTA 00</b>             | 1 per carton            |      |                        |     |      |                        |     |      |     |     |      |      |
|  <p><b>Low Back Counter Stool, 24"H</b><br/>                     COM: N/A<br/>                     Unit weight: 16 LB   7.3 KG<br/>                     Carton weight: 23 LB   10.43 KG<br/>                     Carton volume: 8.25 FT<sup>3</sup>   0.23 MT<sup>3</sup></p> | Stacks 4 high on floor only.<br>Upholstered models do not stack. | 8648LBNS24                | 597                     |      |                        |     |      |                        |     |      |     |     |      |      |
|  |  | 8648LBPS24                | 688                     | 712  | 732                    | 756 | 794  | 829                    | 864 | 895  | 933 | 969 | 1018 | 1087 |
|  |  | <b>OVERALL DIMENSIONS</b> |                         |      | <b>SEAT DIMENSIONS</b> |     |      | <b>BACK DIMENSIONS</b> |     |      |     |     |      |      |
|  |  | IN                        | 19.5                    | 22   | 26.25                  | 16  | 15.5 | 24                     | 16  | 2.25 |     |     |      |      |
|  |  | MM                        | 495                     | 559  | 667                    | 406 | 394  | 610                    | 406 | 57   |     |     |      |      |
|  |  | <b>RTA 00</b>             | 1 per carton            |      |                        |     |      |                        |     |      |     |     |      |      |
|  <p><b>Low Back Bar Stool, 30"H</b><br/>                     COM: N/A<br/>                     Unit weight: 22 LB   10 KG<br/>                     Carton weight: 29 LB   13.15 KG<br/>                     Carton volume: 10.75 FT<sup>3</sup>   0.3 MT<sup>3</sup></p>      | Stacks 4 high on floor only.<br>Upholstered models do not stack. | 8648LBNS30                | 597                     |      |                        |     |      |                        |     |      |     |     |      |      |
|  |  | 8648LBPS30                | 688                     | 712  | 732                    | 756 | 794  | 829                    | 864 | 895  | 933 | 969 | 1018 | 1087 |
|  |  | <b>OVERALL DIMENSIONS</b> |                         |      | <b>SEAT DIMENSIONS</b> |     |      | <b>BACK DIMENSIONS</b> |     |      |     |     |      |      |
|  |  | IN                        | 19.5                    | 22   | 32.25                  | 16  | 15.5 | 30                     | 16  | 2.25 |     |     |      |      |
|  |  | MM                        | 495                     | 559  | 819                    | 406 | 394  | 762                    | 406 | 57   |     |     |      |      |
|  |  | <b>RTA 00</b>             | 1 per carton            |      |                        |     |      |                        |     |      |     |     |      |      |
|  <p><b>Dolly</b><br/>                     COM: N/A<br/>                     Unit weight: 19 LB   8.6 KG<br/>                     Carton weight: 24 LB   10.89 KG<br/>                     Carton volume: 10.75 FT<sup>3</sup>   0.3 MT<sup>3</sup></p>                      | Black finish   | List price                |                         |      |                        |     |      |                        |     |      |     |     |      |      |
|  |  | 8649                      | 373                     |      |                        |     |      |                        |     |      |     |     |      |      |
|  |  | <b>OVERALL DIMENSIONS</b> |                         |      | <b>SEAT DIMENSIONS</b> |     |      | <b>BACK DIMENSIONS</b> |     |      |     |     |      |      |
|  |  | IN                        | 25.75                   | 28.5 | 22                     | -   | -    | -                      | -   | -    |     |     |      |      |
|  |  | MM                        | 654                     | 724  | 559                    | -   | -    | -                      | -   | -    |     |     |      |      |
|  |  | <b>RTA 00</b>             | 1 per carton            |      |                        |     |      |                        |     |      |     |     |      |      |



SIDERO



model 6901 (TBL)



model 6900 (TBL) stacked



model 6900C (TBL)



model 6905 (TTU)



model 6901CTL



model 6915TR

STANDARD FEATURES

- Sidero seating has a sculpted appearance, featuring wide curved arms and a round tubular steel frame.
- Sidero includes side chairs (arms and armless), available with casters or with a sled base, counter stools, bar stools and children's chair.
- Arms are 2.125" wide and full length, offering support to help stabilize users as they sit in or exit chairs.
- The gently curved arms are made from incredibly strong fiberglass reinforced nylon.
- The back of the chair is compound curved to provide comfort and support in multiple seating positions. No visible back attachment hardware.
- Chairs are "wall safe". Rear legs hit the baseboard first leaving clearance between the back of the chair and the wall, saving both the chair and the wall from damage.
- Arm and armless models can be joined together using ganging clamp model 2180.
- Equipped with a polypropylene seat shroud that helps stabilize chairs when stacked and avoid frame imprints on upholstered seats.
- Four-legged models can be stacked. Stools and sled base models do not stack.
- Standard glide is durable Black polypropylene.
- Dual wheel carpet casters (C82) are standard on four-legged chairs with casters.
- Task chairs are standard with five prong, injection molded, fiberglass reinforced nylon Black spider base with dual wheel carpet casters (C1).
- Tablet arms are extremely rugged, suitable for armed forces and student use. Tablet hinges up to allow ease of egress. Tablet slides forward and back to accommodate any body size comfortably. Tablet models do not stack.
- Standard tablet (D8) size is 18"D x 14.5"W and is made of Black polymer. Tablets are attached at the left or right (as seated) Tablet arms are not available on stools.
- Upholstery options: fabric, vinyl or leather. Vinyl and leather models may feature stitch detail across the seat and/or back cushions, if applicable.

- Sidero beam seating consists of upper seat units (6930, 6931) including mounting brackets and all hardware necessary for attachment to beam.
- For all beam components, tables and a complete list of available upper seat units, see Beam Seating series.

OPTIONAL FEATURES

- An optional 18.5"D x 18.5"W high pressure laminate writing tablet is available. The core is hardwood veneer plywood with a radiused edge and finished in clear lacquer. This writing tablet is offered in the following finishes: Black (BLK), Clear Maple (CMB), Designer White (DWT) and Noce Grigio (NGL). Please specify. Add \$68.
- Optional abrasion resistant outer back fabric (polyester) is available. Resistant to impact damage. Available in Black only. Please specify (BKB). Add \$17.
- A selection of glide options is available. Glides must be chosen to best suit flooring type and site conditions. For more information, please refer to the glide section (page 353).
- Glides with felt pads (FG) are available for vinyl sheet, cork or laminate flooring, please specify. Add \$43.
- Glides with rubber pads (RG) are available for vinyl, hardwood, laminate, stone or ceramic flooring, please specify. Add \$43.
- For chairs used on hard surface floors, please specify opaque, off-white, non-marking Glides (NM). No upcharge.
- Steel cushioned self-leveling glides (B) are available on all models (adds 0.5" to seat height), please specify. Add \$17.
- For hard surface flooring casters, please specify (C9R). Four-legged models, add \$17. Task chairs, add \$21.
- Rugged steel frame is available in many finishes, please see page 374. For Chrome (CHM) finish, add \$26.

DESCRIPTION FEATURES MODEL # STANDARD TEXTILE GRADES



Armchair

COM: 1.25 YD | 1.14 M  
Unit weight: 23 LB | 10.5 KG  
Carton weight: 31.5 LB | 14.29 KG  
Carton volume: 15.5 FT³ | 0.43 MT³

Stacks 5 high on floor.  
Stacks 8 high on dolly.  
Tablet models do not stack.  
Ergonomic features: M, N

Available with tablet:  
Specify (L) left or (R) right tablet.  
(Example: 6900TL or 6900TR).

|       | 1   | 2   | 3   | 4   | 5   | 6   | 7   | 8    | 9    | 10   | 11   | 12   |
|-------|-----|-----|-----|-----|-----|-----|-----|------|------|------|------|------|
| 6900  | 425 | 465 | 499 | 538 | 601 | 660 | 719 | 770  | 834  | 894  | 975  | 1090 |
| 6900T | 678 | 718 | 752 | 791 | 854 | 913 | 972 | 1023 | 1087 | 1147 | 1228 | 1343 |

|    | OVERALL DIMENSIONS |     |     | SEAT DIMENSIONS |     |      | BACK DIMENSIONS |      |  |
|----|--------------------|-----|-----|-----------------|-----|------|-----------------|------|--|
|    | W                  | D   | H   | W               | D   | H    | W               | H    |  |
| IN | 25.5               | 24  | 33  | 19.5            | 18  | 17.5 | 19              | 15.5 |  |
| MM | 648                | 610 | 838 | 495             | 457 | 445  | 483             | 394  |  |

RTA 00 1 per carton



Armchair w/Casters

COM: 1.25 YD | 1.14 M  
Unit weight: 23 LB | 10.5 KG  
Carton weight: 31.5 LB | 14.29 KG  
Carton volume: 15.5 FT³ | 0.43 MT³







Stacks 3 high on floor.  
Tablet models do not stack.  
Ergonomic features: M, N







Available with tablet:  
Specify (L) left or (R) right tablet.  
(Example: 6900CTL or 6900CTR).







|        | 1   | 2   | 3   | 4   | 5   | 6   | 7    | 8    | 9    | 10   | 11   | 12   |
|--------|-----|-----|-----|-----|-----|-----|------|------|------|------|------|------|
| 6900C  | 509 | 549 | 583 | 622 | 685 | 744 | 803  | 854  | 918  | 978  | 1059 | 1174 |
| 6900CT | 761 | 801 | 835 | 874 | 937 | 996 | 1055 | 1106 | 1170 | 1230 | 1311 | 1426 |

|    | OVERALL DIMENSIONS |     |     | SEAT DIMENSIONS |     |      | BACK DIMENSIONS |      |  |
|----|--------------------|-----|-----|-----------------|-----|------|-----------------|------|--|
|    | W                  | D   | H   | W               | D   | H    | W               | H    |  |
| IN | 25.5               | 24  | 33  | 19.5            | 18  | 17.5 | 19              | 15.5 |  |
| MM | 648                | 610 | 838 | 495             | 457 | 445  | 483             | 394  |  |

RTA 00 1 per carton

| DESCRIPTION   | FEATURES  | MODEL#                    | STANDARD TEXTILE GRADES |               |   |              |     |                        |      |      |      |      |      |      |  |  |
|---|---|---------------------------|-------------------------|---------------|---|--------------|-----|------------------------|------|------|------|------|------|------|--|--|
|   |   |                           | 1                       | 2             | 3   | 4            | 5   | 6                      | 7    | 8    | 9    | 10   | 11   | 12   |  |  |
|  <p><b>Side Chair</b><br/>COM: 1.25 YD   1.14 M<br/>Unit weight: 20 LB   9.1 KG<br/>Carton weight: 28 LB   12.7 KG<br/>Carton volume: 13.75 FT³   0.38 MT³</p>                 | <p>Stacks 5 high on floor.<br/>Stacks 8 high on dolly.<br/>Tablet models do not stack.<br/>Ergonomic features: M, N</p> <p><b>Available with tablet:</b><br/><b>Specify (L) left or (R) right tablet.</b><br/><b>(Example: 6901TL or 6901TR).</b></p> | <b>6901</b>               | 396                     | 436           | 470   | 509          | 572 | 631                    | 690  | 741  | 805  | 865  | 946  | 1061 |  |  |
|   |   | <b>6901T</b>              | 647                     | 687           | 721   | 760          | 823 | 882                    | 941  | 992  | 1056 | 1116 | 1197 | 1312 |  |  |
|   |   | <b>OVERALL DIMENSIONS</b> |                         |               | <b>SEAT DIMENSIONS</b>  |              |     | <b>BACK DIMENSIONS</b> |      |      |      |      |      |      |  |  |
|   |   | IN                        | 21                      | 24            | 33  | 19.5         | 18  | 17.5                   | 19   | 15.5 |      |      |      |      |  |  |
| MM  | 533   | 610                       | 838                     | 495           | 457   | 445          | 483 | 394                    |      |      |      |      |      |      |  |  |
|   |   |                           |                         | <b>RTA 00</b> | 1 per carton  |              |     |                        |      |      |      |      |      |      |  |  |
|  <p><b>Side Chair w/Casters</b><br/>COM: 1.25 YD   1.14 M<br/>Unit weight: 20 LB   9.1 KG<br/>Carton weight: 28 LB   12.7 KG<br/>Carton volume: 13.75 FT³   0.38 MT³</p>       | <p>Stacks 3 high on floor.<br/>Tablet models do not stack.<br/>Ergonomic features: M, N</p> <p><b>Available with tablet:</b><br/><b>Specify (L) left or (R) right tablet.</b><br/><b>(Example: 6901CTL or 6901CTR).</b></p>                           | <b>6901C</b>              | 480                     | 520           | 554   | 593          | 656 | 715                    | 774  | 825  | 889  | 949  | 1030 | 1145 |  |  |
|   |   | <b>6901CT</b>             | 732                     | 772           | 806   | 845          | 908 | 967                    | 1026 | 1077 | 1141 | 1201 | 1282 | 1397 |  |  |
|   |   | <b>OVERALL DIMENSIONS</b> |                         |               | <b>SEAT DIMENSIONS</b>  |              |     | <b>BACK DIMENSIONS</b> |      |      |      |      |      |      |  |  |
|   |   | IN                        | 21                      | 24            | 33  | 19.5         | 18  | 17.5                   | 19   | 15.5 |      |      |      |      |  |  |
| MM  | 533   | 610                       | 838                     | 495           | 457   | 445          | 483 | 394                    |      |      |      |      |      |      |  |  |
|   |   |                           |                         | <b>RTA 00</b> | 1 per carton  |              |     |                        |      |      |      |      |      |      |  |  |
|  <p><b>Armchair - Sled Base</b><br/>COM: 1.25 YD   1.14 M<br/>Unit weight: 26 LB   11.8 KG<br/>Carton weight: 34.5 LB   15.65 KG<br/>Carton volume: 15.5 FT³   0.43 MT³</p>    | <p>Does not stack.<br/>Ergonomic features: M, N</p>   | <b>6902</b>               | 519                     | 559           | 593   | 632          | 695 | 754                    | 813  | 864  | 928  | 988  | 1069 | 1184 |  |  |
|   |   | <b>OVERALL DIMENSIONS</b> |                         |               | <b>SEAT DIMENSIONS</b>  |              |     | <b>BACK DIMENSIONS</b> |      |      |      |      |      |      |  |  |
|   |   | IN                        | 25.5                    | 24            | 33  | 19.5         | 18  | 17.5                   | 19   | 15.5 |      |      |      |      |  |  |
|   |   | MM                        | 648                     | 610           | 838   | 495          | 457 | 445                    | 483  | 394  |      |      |      |      |  |  |
|   |   |                           |                         | <b>RTA 00</b> | 1 per carton  |              |     |                        |      |      |      |      |      |      |  |  |
|  <p><b>Side Chair - Sled Base</b><br/>COM: 1.25 YD   1.14 M<br/>Unit weight: 24 LB   10.9 KG<br/>Carton weight: 32 LB   14.51 KG<br/>Carton volume: 13.75 FT³   0.38 MT³</p> | <p>Does not stack.<br/>Ergonomic features: M, N</p>   | <b>6903</b>               | 493                     | 533           | 567   | 606          | 669 | 728                    | 787  | 838  | 902  | 962  | 1043 | 1158 |  |  |
|   |   | <b>OVERALL DIMENSIONS</b> |                         |               | <b>SEAT DIMENSIONS</b>  |              |     | <b>BACK DIMENSIONS</b> |      |      |      |      |      |      |  |  |
|   |   | IN                        | 21                      | 24            | 33  | 19.5         | 18  | 17.5                   | 19   | 15.5 |      |      |      |      |  |  |
|   |   | MM                        | 533                     | 610           | 838   | 495          | 457 | 445                    | 483  | 394  |      |      |      |      |  |  |
|   |   |                           |                         | <b>RTA 00</b> | 1 per carton  |              |     |                        |      |      |      |      |      |      |  |  |
|  <p><b>Dolly</b><br/>COM: N/A<br/>Unit weight: 13 LB   5.9 KG<br/>Carton weight: 16 LB   7.26 KG<br/>Carton volume: 3.8 FT³   0.1 MT³</p>                                    | <p>List price</p> <p><b>2125WS</b> 290</p>  |                           |                         |               |   |              |     |                        |      |      |      |      |      |      |  |  |
|   |   | <b>OVERALL DIMENSIONS</b> |                         |               | <b>SEAT DIMENSIONS</b>  |              |     | <b>BACK DIMENSIONS</b> |      |      |      |      |      |      |  |  |
|   |   | IN                        | 23.25                   | 24.75         | 12.25   | -            | -   | -                      | -    | -    |      |      |      |      |  |  |
|   |   | MM                        | 591                     | 629           | 311   | -            | -   | -                      | -    | -    |      |      |      |      |  |  |
|   |   |                           |                         | <b>RTA 00</b> |  | 1 per carton |     |                        |      |      |      |      |      |      |  |  |

| DESCRIPTION   | FEATURES  | MODEL#             | STANDARD TEXTILE GRADES   |   |              |                        |           |             |                        |             |      |      |      |      |
|---|---|--------------------|---------------------------|---|--------------|------------------------|-----------|-------------|------------------------|-------------|------|------|------|------|
|   |   |                    | 1                         | 2   | 3            | 4                      | 5         | 6           | 7                      | 8           | 9    | 10   | 11   | 12   |
|  <p><b>Counter Stool w/Arms</b><br/>COM: 1.25 YD   1.14 M<br/>Unit weight: 24 LB   10.9 KG<br/>Carton weight: 34.5 LB   15.65 KG<br/>Carton volume: 24 FT³   0.67 MT³</p>                    | <p>Does not stack.</p> <p>Ergonomic features:<br/>M, N</p>  | <p><b>6904</b></p> | 579                       | 619   | 653          | 692                    | 755       | 814         | 873                    | 924         | 988  | 1048 | 1129 | 1244 |
|   |   |                    | <b>OVERALL DIMENSIONS</b> |   |              | <b>SEAT DIMENSIONS</b> |           |             | <b>BACK DIMENSIONS</b> |             |      |      |      |      |
|   |   |                    | <b>W</b>                  | <b>D</b>  | <b>H</b>     | <b>W</b>               | <b>D</b>  | <b>H</b>    | <b>W</b>               | <b>H</b>    |      |      |      |      |
|   |   |                    | IN 25.5<br>MM 648         | 24<br>610   | 40.5<br>1029 | 19.5<br>495            | 18<br>457 | 24.5<br>622 | 19<br>483              | 15.5<br>394 |      |      |      |      |
|   |   |                    | <b>RTA 00</b>             | 1 per carton  |              |                        |           |             |                        |             |      |      |      |      |
|  <p><b>Armless Counter Stool</b><br/>COM: 1.25 YD   1.14 M<br/>Unit weight: 22 LB   10 KG<br/>Carton weight: 31 LB   14.06 KG<br/>Carton volume: 17.75 FT³   0.5 MT³</p>                     | <p>Does not stack.</p> <p>Ergonomic features:<br/>M, N</p>  | <p><b>6905</b></p> | 551                       | 591   | 625          | 664                    | 727       | 786         | 845                    | 896         | 960  | 1020 | 1101 | 1216 |
|   |   |                    | <b>OVERALL DIMENSIONS</b> |   |              | <b>SEAT DIMENSIONS</b> |           |             | <b>BACK DIMENSIONS</b> |             |      |      |      |      |
|   |   |                    | <b>W</b>                  | <b>D</b>  | <b>H</b>     | <b>W</b>               | <b>D</b>  | <b>H</b>    | <b>W</b>               | <b>H</b>    |      |      |      |      |
|   |   |                    | IN 21<br>MM 533           | 24<br>610   | 40.5<br>1029 | 19.5<br>495            | 18<br>457 | 24.5<br>622 | 19<br>483              | 15.5<br>394 |      |      |      |      |
|   |   |                    | <b>RTA 00</b>             | 1 per carton  |              |                        |           |             |                        |             |      |      |      |      |
|  <p><b>Bar Stool w/Arms</b><br/>COM: 1.25 YD   1.14 M<br/>Unit weight: 26 LB   11.8 KG<br/>Carton weight: 36.5 LB   16.56 KG<br/>Carton volume: 24 FT³   0.67 MT³</p>                        | <p>Does not stack.</p> <p>Ergonomic features:<br/>M, N</p>  | <p><b>6906</b></p> | 610                       | 650   | 684          | 723                    | 786       | 845         | 904                    | 955         | 1019 | 1079 | 1160 | 1275 |
|   |   |                    | <b>OVERALL DIMENSIONS</b> |   |              | <b>SEAT DIMENSIONS</b> |           |             | <b>BACK DIMENSIONS</b> |             |      |      |      |      |
|   |   |                    | <b>W</b>                  | <b>D</b>  | <b>H</b>     | <b>W</b>               | <b>D</b>  | <b>H</b>    | <b>W</b>               | <b>H</b>    |      |      |      |      |
|   |   |                    | IN 25.5<br>MM 648         | 24<br>610   | 44.5<br>1130 | 19.5<br>495            | 18<br>457 | 28.5<br>724 | 19<br>483              | 15.5<br>394 |      |      |      |      |
|   |   |                    | <b>RTA 00</b>             | 1 per carton  |              |                        |           |             |                        |             |      |      |      |      |
|  <p><b>Armless Bar Stool</b><br/>COM: 1.25 YD   1.14 M<br/>Unit weight: 24 LB   10.9 KG<br/>Carton weight: 32 LB   14.51 KG<br/>Carton volume: 17.5 FT³   0.49 MT³</p>                     | <p>Does not stack.</p> <p>Ergonomic features:<br/>M, N</p>  | <p><b>6907</b></p> | 580                       | 620   | 654          | 693                    | 756       | 815         | 874                    | 925         | 989  | 1049 | 1130 | 1245 |
|   |   |                    | <b>OVERALL DIMENSIONS</b> |   |              | <b>SEAT DIMENSIONS</b> |           |             | <b>BACK DIMENSIONS</b> |             |      |      |      |      |
|   |   |                    | <b>W</b>                  | <b>D</b>  | <b>H</b>     | <b>W</b>               | <b>D</b>  | <b>H</b>    | <b>W</b>               | <b>H</b>    |      |      |      |      |
|   |   |                    | IN 21<br>MM 533           | 24<br>610   | 44.5<br>1130 | 19.5<br>495            | 18<br>457 | 28.5<br>724 | 19<br>483              | 15.5<br>394 |      |      |      |      |
|   |   |                    | <b>RTA 00</b>             | 1 per carton  |              |                        |           |             |                        |             |      |      |      |      |
|  <p><b>Armless Chair - 13" High Seat</b><br/>COM: 1 YD   0.91 M<br/>Unit weight: 11 LB   5 KG<br/>Carton weight: 15 LB   6.8 KG<br/>Carton volume: 4.1 FT³   0.11 MT³</p> | <p>Stack up to 4 high on floor.<br/>For preschool to grade 3.</p> <p>Ergonomic features:<br/>M, N</p> | <p><b>6909</b></p> | 375                       | 407   | 434          | 465                    | 516       | 563         | 610                    | 651         | 702  | 750  | 815  | 907  |
|   |   |                    | <b>OVERALL DIMENSIONS</b> |   |              | <b>SEAT DIMENSIONS</b> |           |             | <b>BACK DIMENSIONS</b> |             |      |      |      |      |
|   |   |                    | <b>W</b>                  | <b>D</b>  | <b>H</b>     | <b>W</b>               | <b>D</b>  | <b>H</b>    | <b>W</b>               | <b>H</b>    |      |      |      |      |
|   |   |                    | IN 15.5<br>MM 394         | 15.5<br>394   | 24<br>610    | 14<br>356              | 10<br>254 | 13<br>330   | 13.5<br>343            | 11<br>279   |      |      |      |      |
|   |   |                    | <b>RTA 00</b>             |  | 1 per carton |                        |           |             |                        |             |      |      |      |      |

| DESCRIPTION   | FEATURES                                       | MODEL#      | STANDARD TEXTILE GRADES   |          |                |                        |              |          |                        |          |     |     |      |      |  |  |
|---|--|-------------|---|----------|----------------|------------------------|--------------|----------|------------------------|----------|-----|-----|------|------|--|--|
|   |  |             | 1   | 2        | 3              | 4                      | 5            | 6        | 7                      | 8        | 9   | 10  | 11   | 12   |  |  |
|  <p><b>Seat Unit w/Arms</b><br/>                     COM: 1.25 YD   1.14 M<br/>                     Unit weight: 20 LB   9.1 KG<br/>                     Carton weight: 25 LB   11.34 KG<br/>                     Carton volume: 9.75 FT³   0.27 MT³</p> | Upholstered seat & back.<br><br>Use with beam. | <b>6930</b> | 521   | 561      | 595            | 634                    | 697          | 756      | 815                    | 866      | 930 | 990 | 1071 | 1186 |  |  |
|   |  |             | <b>OVERALL DIMENSIONS</b>   |          |                | <b>SEAT DIMENSIONS</b> |              |          | <b>BACK DIMENSIONS</b> |          |     |     |      |      |  |  |
|   |  |             | <b>W</b>  | <b>D</b> | <b>H</b>       | <b>W</b>               | <b>D</b>     | <b>H</b> | <b>W</b>               | <b>H</b> |     |     |      |      |  |  |
|   |  |             | IN 25.5   | 23.5     | 19             | 19.5                   | 18           | -        | 19                     | 15.5     |     |     |      |      |  |  |
|   |  |             | MM 648  | 597      | 483            | 495                    | 457          | -        | 483                    | 394      |     |     |      |      |  |  |
|   |  |             | <b>RTA 00</b>   |          | <b>courier</b> |                        | 1 per carton |          |                        |          |     |     |      |      |  |  |
|   |  |             |   |          |                |                        |              |          |                        |          |     |     |      |      |  |  |
|   |  |             | 1 per carton  |          |                |                        |              |          |                        |          |     |     |      |      |  |  |
|   |  |             | 1 per carton  |          |                |                        |              |          |                        |          |     |     |      |      |  |  |
|   |  |             | 1 per carton  |          |                |                        |              |          |                        |          |     |     |      |      |  |  |
|  <p><b>Armless Seat Unit</b><br/>                     COM: 1.25 YD   1.14 M<br/>                     Unit weight: 18 LB   8.2 KG<br/>                     Carton weight: 23 LB   10.43 KG<br/>                     Carton volume: 7.25 FT³   0.2 MT³</p> | Upholstered seat & back.<br><br>Use with beam. | <b>6931</b> | 493   | 533      | 567            | 606                    | 669          | 728      | 787                    | 838      | 902 | 962 | 1043 | 1158 |  |  |
|   |  |             | <b>OVERALL DIMENSIONS</b>   |          |                | <b>SEAT DIMENSIONS</b> |              |          | <b>BACK DIMENSIONS</b> |          |     |     |      |      |  |  |
|   |  |             | <b>W</b>  | <b>D</b> | <b>H</b>       | <b>W</b>               | <b>D</b>     | <b>H</b> | <b>W</b>               | <b>H</b> |     |     |      |      |  |  |
|   |  |             | IN 21   | 23.5     | 19             | 19.5                   | 18           | -        | 19                     | 15.5     |     |     |      |      |  |  |
|   |  |             | MM 533  | 597      | 483            | 495                    | 457          | -        | 483                    | 394      |     |     |      |      |  |  |
|   |  |             | <b>RTA 00</b>   |          | <b>courier</b> |                        | 1 per carton |          |                        |          |     |     |      |      |  |  |
|   |  |             |   |          |                |                        |              |          |                        |          |     |     |      |      |  |  |
|   |  |             | 1 per carton  |          |                |                        |              |          |                        |          |     |     |      |      |  |  |
|   |  |             | 1 per carton  |          |                |                        |              |          |                        |          |     |     |      |      |  |  |
|   |  |             | 1 per carton  |          |                |                        |              |          |                        |          |     |     |      |      |  |  |

SONIC



model 6500S3 beam w/models 6502 seat units and 6507 table top.



model 6514MB (TBL)



model 6515WS (TTU)





model 6577TRP (CHM)











STANDARD FEATURES

- Sonic series includes: beam seating, four-legged models, sled base models, tablet models, stools, caster models and task seating.
- Four-legged/freestanding models are standard with straight legs or with a "WS" wall saver frame and durable Black polypropylene glides.
- "WS" models have a wall saver frame design; rear legs hit the baseboard first leaving clearance between the back of the chair and the wall, saving both the chair and the wall from damage.
- Four-legged/freestanding chairs are standard with Chrome legs.
- Four-legged/freestanding models are stackable up to 5 high on floor and 10 high on dolly 6517WS.
- Units available with or without arms. Arms available in Black only.
- Tablet arms are extremely rugged, suitable for armed forces and student use. Tablet hinges up to allow ease of egress. Tablet slides forward and back to accommodate any body size comfortably. Tablet models do not stack.
- Standard tablet (D8) size is 18"D x 14.5"W and is made of Black polymer. Tablets are attached at the left or right (as seated). Please specify by adding (TL) or (TR) to the model number.
- Task chairs standard with five prong, injection molded, fiberglass reinforced nylon Black spider base
- Dual wheel carpet casters (C1) are standard on any four-legged model with casters.
- Dual wheel carpet casters (C65) are standard on models 6537, 6538, 6539, 6567, 6568 and 6569.
- Upholstery options: fabric, vinyl or leather. Vinyl and leather models may feature stitch detail across the seat and/or back cushions, if applicable.
- Mesh back (MB) models are available in Black mesh only.
- Sonic beam seating consists of upper seat units (models 6501, 6502, 6503, 6504, 6505 and 6506) including mounting brackets and all hardware necessary for attachment to beam.
- Pedestal base models provide fixed location seating for use in auditoriums, classrooms, jury boxes, public venues and more. The base must be mounted to the floor (mounting hardware not included). See Pedestal Base Installation Guide on website for details.
- For all beam components, tables and a complete list of available upper seat units, see Beam Seating series.

OPTIONAL FEATURES

- Polypropylene seats and backs are available in 14 designer colors: Buzz Blue (BZB), Cactus (CCT), Carrot (CRO), Cloud (IVC), Dijon (DJN), Eggplant (EGP), Fog (FOG), Frost (FRO), Ink (INK), Latte (LAB), Night (BLK), Sand (SND), Scarlet (SAR) and Shadow (SHW). Please specify.
- An optional 18.5"D x 18.5"W high pressure laminate writing tablet is available. The core is hardwood veneer plywood with a radiused edge and finished in clear lacquer. This writing tablet is offered in the following finishes: Black (BLK), Clear Maple (CMB), Designer White (DWT) and Noce Grigio (NGL). Please specify. Add \$68.
- For four-legged/freestanding chairs frame finish options, please see page 374.
- For hard surface flooring casters on four-legged models, please specify (C9R). Add \$17.
- For hard surface flooring casters on models 6537, 6538, 6539, 6567, 6568 and 6569, please specify (C65R). Add \$21.
- A selection of glide options is available. Glides must be chosen to best suit flooring type and site conditions. For more information, please refer to the glide section (page 353).
- Glides with felt pads (FG) are available for vinyl sheet, cork or laminate flooring, please specify. Add \$43.
- Glides with rubber pads (RG) are available for vinyl, hardwood, laminate, stone or ceramic flooring, please specify. Add \$43.
- Opaque off-white non-marking glides for hard surface flooring are optional for guest chairs, please specify (NM). No upcharge.
- Steel cushioned glides (B) are available on any four-legged model without casters, please specify. Add \$17.
- Pedestal base models have Black bases with 2" height adjustable cylinders, please specify: (SH) Swivel, auto return to max height. No upcharge. (SN) Non-swivel, auto return to max height. Add \$16. (SC) Swivel, auto return to center and return to max height. Add \$26.

| DESCRIPTION   | FEATURES   | MODEL #   | STANDARD TEXTILE GRADES |
|---|--|---|-------------------------|
|  <p>6501</p>   | <p>Polypropylene seat.</p> <p>Use with beam.</p> | List price  |                         |
|   |  | 6501  | 312                     |
|  <p>6501MB (mesh back)</p>   |  | 6501MB  | 370                     |
|   |  |   | Mesh back               |
|   |  | <b>OVERALL DIMENSIONS</b>   | <b>SEAT DIMENSIONS</b>  |
|   |  | W D   | H W D                   |
|   |  | IN 20 21.5 17   | 17 16 -                 |
|   |  | MM 508 546 432  | 432 406 -               |
|   |  |   | <b>BACK DIMENSIONS</b>  |
|   |  |   | H WH                    |
|   |  |   | 17 15                   |
|   |  |   | 432 381                 |
| <p><b>Armless Seat Unit</b><br/>                     COM: N/A<br/>                     Unit weight: 10 LB   4.5 KG<br/>                     Carton weight: 12 LB   5.44 KG<br/>                     Carton volume: 6.5 FT³   0.18 MT³</p> |  | <p>RTA 00</p> <p>courier</p> <p>2 per carton (pricing and specifications are for one seat unit)</p> |                         |

| DESCRIPTION  | FEATURES  | MODEL#                     | STANDARD TEXTILE GRADES   |   |   |                        |          |          |                        |          |     |     |     |     |
|--|---|----------------------------|---------------------------|---|---|------------------------|----------|----------|------------------------|----------|-----|-----|-----|-----|
|  |   |                            | 1                         | 2   | 3   | 4                      | 5        | 6        | 7                      | 8        | 9   | 10  | 11  | 12  |
|  <p><b>6502</b>      <b>6502MB</b> (mesh back)</p> <p><b>Armless Seat Unit</b><br/>COM: 0.75 YD   0.69 M<br/>Unit weight: 10 LB   4.5 KG<br/>Carton weight: 12 LB   5.44 KG<br/>Carton volume: 6.5 FT³   0.18 MT³</p> | <p>Upholstered seat.</p> <p>Use with beam.</p>            | <b>6502</b>                | 353                       | 377   | 397   | 421                    | 459      | 494      | 529                    | 560      | 598 | 634 | 683 | 752 |
|  |   | <b>6502MB</b><br>Mesh back | 409                       | 433   | 453   | 477                    | 515      | 550      | 585                    | 616      | 654 | 690 | 739 | 808 |
|  |   |                            | <b>OVERALL DIMENSIONS</b> |   |   | <b>SEAT DIMENSIONS</b> |          |          | <b>BACK DIMENSIONS</b> |          |     |     |     |     |
|  |   |                            | <b>W</b>                  | <b>D</b>  | <b>H</b>  | <b>W</b>               | <b>D</b> | <b>H</b> | <b>W</b>               | <b>H</b> |     |     |     |     |
|  |   |                            | IN 20                     | 22  | 17  | 17                     | 16       | -        | 17                     | 15       |     |     |     |     |
|  |   |                            | MM 508                    | 559   | 432   | 432                    | 406      | -        | 432                    | 381      |     |     |     |     |
|  |   |                            | <b>RTA 00</b>             |    | 2 per carton (pricing and specifications are for one seat unit) |                        |          |          |                        |          |     |     |     |     |
|  <p><b>6503</b></p> <p><b>Armless Seat Unit</b><br/>COM: 0.75 YD   0.69 M<br/>Unit weight: 11 LB   5 KG<br/>Carton weight: 13 LB   5.9 KG<br/>Carton volume: 6.5 FT³   0.18 MT³</p>                                   | <p>Upholstered seat &amp; back.</p> <p>Use with beam.</p> | <b>6503</b>                | 389                       | 413   | 433   | 457                    | 495      | 530      | 565                    | 596      | 634 | 670 | 719 | 788 |
|  |   | <b>6503</b>                | 389                       | 413   | 433   | 457                    | 495      | 530      | 565                    | 596      | 634 | 670 | 719 | 788 |
|  |   |                            | <b>OVERALL DIMENSIONS</b> |   |   | <b>SEAT DIMENSIONS</b> |          |          | <b>BACK DIMENSIONS</b> |          |     |     |     |     |
|  |   |                            | <b>W</b>                  | <b>D</b>  | <b>H</b>  | <b>W</b>               | <b>D</b> | <b>H</b> | <b>W</b>               | <b>H</b> |     |     |     |     |
|  |   |                            | IN 20                     | 22  | 17  | 17                     | 15.5     | -        | 17                     | 15       |     |     |     |     |
|  |   |                            | MM 508                    | 559   | 432   | 432                    | 394      | -        | 432                    | 381      |     |     |     |     |
|  |   |                            | <b>RTA 00</b>             |    | 2 per carton (pricing and specifications are for one seat unit) |                        |          |          |                        |          |     |     |     |     |
| List price   |   |                            |                           |   |   |                        |          |          |                        |          |     |     |     |     |
|  <p><b>6504</b>      <b>6504MB</b> (mesh back)</p> <p><b>Seat Unit w/Arms</b><br/>COM: N/A<br/>Unit weight: 11 LB   5 KG<br/>Carton weight: 13 LB   5.9 KG<br/>Carton volume: 6.5 FT³   0.18 MT³</p>                  | <p>Polypropylene seat.</p> <p>Use with beam.</p>          | <b>6504</b>                | 366                       |   |   |                        |          |          |                        |          |     |     |     |     |
|  |   | <b>6504MB</b><br>Mesh back | 421                       |   |   |                        |          |          |                        |          |     |     |     |     |
|  |   |                            | <b>OVERALL DIMENSIONS</b> |   |   | <b>SEAT DIMENSIONS</b> |          |          | <b>BACK DIMENSIONS</b> |          |     |     |     |     |
|  |   |                            | <b>W</b>                  | <b>D</b>  | <b>H</b>  | <b>W</b>               | <b>D</b> | <b>H</b> | <b>W</b>               | <b>H</b> |     |     |     |     |
|  |   |                            | IN 23                     | 21.5  | 17  | 17                     | 16       | -        | 17                     | 15       |     |     |     |     |
|  |   |                            | MM 584                    | 546   | 432   | 432                    | 406      | -        | 432                    | 381      |     |     |     |     |
|  |   |                            | <b>RTA 00</b>             |  | 2 per carton (pricing and specifications are for one seat unit) |                        |          |          |                        |          |     |     |     |     |
|  <p><b>6505</b>      <b>6505MB</b> (mesh back)</p> <p><b>Seat Unit w/Arms</b><br/>COM: 0.75 YD   0.69 M<br/>Unit weight: 11 LB   5 KG<br/>Carton weight: 13 LB   5.9 KG<br/>Carton volume: 6.5 FT³   0.18 MT³</p>   | <p>Upholstered seat.</p> <p>Use with beam.</p>            | <b>6505</b>                | 410                       | 434   | 454   | 478                    | 516      | 551      | 586                    | 617      | 655 | 691 | 740 | 809 |
|  |   | <b>6505MB</b><br>Mesh back | 466                       | 490   | 510   | 534                    | 572      | 607      | 642                    | 673      | 711 | 747 | 796 | 865 |
|  |   |                            | <b>OVERALL DIMENSIONS</b> |   |   | <b>SEAT DIMENSIONS</b> |          |          | <b>BACK DIMENSIONS</b> |          |     |     |     |     |
|  |   |                            | <b>W</b>                  | <b>D</b>  | <b>H</b>  | <b>W</b>               | <b>D</b> | <b>H</b> | <b>W</b>               | <b>H</b> |     |     |     |     |
|  |   |                            | IN 23                     | 22  | 17  | 17                     | 16       | -        | 17                     | 15       |     |     |     |     |
|  |   |                            | MM 584                    | 559   | 432   | 432                    | 406      | -        | 432                    | 381      |     |     |     |     |
|  |   |                            | <b>RTA 00</b>             |  | 2 per carton (pricing and specifications are for one seat unit) |                        |          |          |                        |          |     |     |     |     |
|  <p><b>6506</b></p> <p><b>Seat Unit w/Arms</b><br/>COM: 0.75 YD   0.69 M<br/>Unit weight: 12 LB   5.5 KG<br/>Carton weight: 14 LB   6.35 KG<br/>Carton volume: 6.5 FT³   0.18 MT³</p>                               | <p>Upholstered seat &amp; back.</p> <p>Use with beam.</p> | <b>6506</b>                | 444                       | 468   | 488   | 512                    | 550      | 585      | 620                    | 651      | 689 | 725 | 774 | 843 |
|  |   | <b>6506</b>                | 444                       | 468   | 488   | 512                    | 550      | 585      | 620                    | 651      | 689 | 725 | 774 | 843 |
|  |   |                            | <b>OVERALL DIMENSIONS</b> |   |   | <b>SEAT DIMENSIONS</b> |          |          | <b>BACK DIMENSIONS</b> |          |     |     |     |     |
|  |   |                            | <b>W</b>                  | <b>D</b>  | <b>H</b>  | <b>W</b>               | <b>D</b> | <b>H</b> | <b>W</b>               | <b>H</b> |     |     |     |     |
|  |   |                            | IN 23                     | 22  | 17  | 17                     | 15.5     | -        | 17                     | 15       |     |     |     |     |
|  |   |                            | MM 584                    | 559   | 432   | 432                    | 394      | -        | 432                    | 381      |     |     |     |     |
|  |   |                            | <b>RTA 00</b>             |  | 2 per carton (pricing and specifications are for one seat unit) |                        |          |          |                        |          |     |     |     |     |

DESCRIPTION FEATURES MODEL# STANDARD TEXTILE GRADES



**Bookrack**

COM: N/A  
 Unit weight: 3 LB | 1.4 KG  
 Carton weight: 5 LB | 2.27 KG  
 Carton volume: 3.6 FT³ | 0.1 MT³

List price

**6500BR** 191

| OVERALL DIMENSIONS |   |   | SEAT DIMENSIONS |   |   | BACK DIMENSIONS |   |
|--------------------|---|---|-----------------|---|---|-----------------|---|
| W                  | D | H | W               | D | H | W               | H |

|    |      |       |      |   |   |   |   |
|----|------|-------|------|---|---|---|---|
| IN | 16.5 | 14.75 | 12.5 | - | - | - | - |
| MM | 419  | 375   | 318  | - | - | - | - |

**RTA 00** 1 per carton



6508



6508MB (mesh back)

**Armless Chair**

COM: N/A  
 Unit weight: 7.5 LB | 3.4 KG  
 Carton weight: 11.5 LB | 5.22 KG  
 Carton volume: 13.75 FT³ | 0.38 MT³

Polypropylene seat.  
 Stacks 5 high on floor.  
 Stacks 10 high on dolly.

List price

**6508** 213  
**6508WS** 243  
**6508MB** 271  
**6508WSMB** 300

| OVERALL DIMENSIONS |   |   | SEAT DIMENSIONS |   |   | BACK DIMENSIONS |   |
|--------------------|---|---|-----------------|---|---|-----------------|---|
| W                  | D | H | W               | D | H | W               | H |

|    |      |     |     |     |     |     |     |
|----|------|-----|-----|-----|-----|-----|-----|
| IN | 21.5 | 22  | 33  | 17  | 16  | 18  | 17  |
| MM | 546  | 559 | 838 | 432 | 406 | 457 | 432 |

**RTA 00** 2 per carton (pricing and specifications are for one chair)



6508TR



6508TRMB (mesh back)

**Armless Chair w/Tablet**

COM: N/A  
 Unit weight: 20 LB | 9.1 KG  
 Carton weight: 26 LB | 11.79 KG  
 Carton volume: 14.25 FT³ | 0.4 MT³

Polypropylene seat.  
 Does not stack.  
**Specify (L) left or (R) right tablet.**  
**(Example: 6508TL or 6508TR).**

List price

**6508T** 475  
**6508TWS** 504  
**6508TMB** 531  
**6508TWSMB** 563

| OVERALL DIMENSIONS |   |   | SEAT DIMENSIONS |   |   | BACK DIMENSIONS |   |
|--------------------|---|---|-----------------|---|---|-----------------|---|
| W                  | D | H | W               | D | H | W               | H |

|    |       |      |     |     |     |     |     |
|----|-------|------|-----|-----|-----|-----|-----|
| IN | 24.75 | 26.5 | 32  | 17  | 16  | 18  | 17  |
| MM | 629   | 673  | 813 | 432 | 406 | 457 | 432 |

**RTA 00** 1 per carton



6509



6509MB (mesh back)

**Armless Chair**

COM: 0.75 YD | 0.69 M  
 Unit weight: 10 LB | 4.5 KG  
 Carton weight: 14 LB | 6.35 KG  
 Carton volume: 13.75 FT³ | 0.38 MT³

Upholstered seat.  
 Stacks 5 high on floor.  
 Stacks 10 high on dolly.

|                 | 1   | 2   | 3   | 4   | 5   | 6   | 7   | 8   | 9   | 10  | 11  | 12  |
|-----------------|-----|-----|-----|-----|-----|-----|-----|-----|-----|-----|-----|-----|
| <b>6509</b>     | 272 | 296 | 316 | 340 | 378 | 413 | 448 | 479 | 517 | 553 | 602 | 671 |
| <b>6509MB</b>   | 329 | 353 | 373 | 397 | 435 | 470 | 505 | 536 | 574 | 610 | 659 | 728 |
| <b>6509WS</b>   | 297 | 321 | 341 | 365 | 403 | 438 | 473 | 504 | 542 | 578 | 627 | 696 |
| <b>6509WSMB</b> | 355 | 379 | 399 | 423 | 461 | 496 | 531 | 562 | 600 | 636 | 685 | 754 |

| OVERALL DIMENSIONS |   |   | SEAT DIMENSIONS |   |   | BACK DIMENSIONS |   |
|--------------------|---|---|-----------------|---|---|-----------------|---|
| W                  | D | H | W               | D | H | W               | H |

|    |      |     |     |     |     |      |     |
|----|------|-----|-----|-----|-----|------|-----|
| IN | 21.5 | 22  | 33  | 17  | 16  | 18.5 | 17  |
| MM | 546  | 559 | 838 | 432 | 406 | 470  | 432 |

**RTA 00** 2 per carton (pricing and specifications are for one chair)



6509TR



6509TRMB (mesh back)

**Armless Chair w/Tablet**

COM: 0.75 YD | 0.69 M  
 Unit weight: 22 LB | 10 KG  
 Carton weight: 28 LB | 12.7 KG  
 Carton volume: 14.25 FT³ | 0.4 MT³






Upholstered seat.  
 Does not stack.  
**Specify (L) left or (R) right tablet.**  
**(Example: 6509TL or 6509TR).**

|                  | 1   | 2   | 3   | 4   | 5   | 6   | 7   | 8   | 9   | 10  | 11  | 12   |
|------------------|-----|-----|-----|-----|-----|-----|-----|-----|-----|-----|-----|------|
| <b>6509T</b>     | 535 | 559 | 579 | 603 | 641 | 676 | 711 | 742 | 780 | 816 | 865 | 934  |
| <b>6509TWS</b>   | 559 | 583 | 603 | 627 | 665 | 700 | 735 | 766 | 804 | 840 | 889 | 958  |
| <b>6509TMB</b>   | 592 | 616 | 636 | 660 | 698 | 733 | 768 | 799 | 837 | 873 | 922 | 991  |
| <b>6509TWSMB</b> | 617 | 641 | 661 | 685 | 723 | 758 | 793 | 824 | 862 | 898 | 947 | 1016 |

| OVERALL DIMENSIONS |   |   | SEAT DIMENSIONS |   |   | BACK DIMENSIONS |   |
|--------------------|---|---|-----------------|---|---|-----------------|---|
| W                  | D | H | W               | D | H | W               | H |

|    |       |      |     |     |     |      |     |
|----|-------|------|-----|-----|-----|------|-----|
| IN | 24.75 | 26.5 | 32  | 17  | 16  | 18.5 | 17  |
| MM | 629   | 673  | 813 | 432 | 406 | 470  | 432 |

**RTA 00** 1 per carton

| DESCRIPTION   | FEATURES  | MODEL#  | STANDARD TEXTILE GRADES |          |                        |                        |      |                        |                        |        |          |          |          |     |     |
|---|---|---|-------------------------|----------|------------------------|------------------------|------|------------------------|------------------------|--------|----------|----------|----------|-----|-----|
|   |   |   | 1                       | 2        | 3                      | 4                      | 5    | 6                      | 7                      | 8      | 9        | 10       | 11       | 12  |     |
|  <p><b>6511</b></p> <p><b>Armless Chair</b><br/>COM: 0.75 YD   0.69 M<br/>Unit weight: 11 LB   5 KG<br/>Carton weight: 15 LB   6.8 KG<br/>Carton volume: 13.75 FT³   0.38 MT³</p>                | Upholstered seat & back.<br><br>Stacks 5 high on floor.<br>Stacks 10 high on dolly.   |   | 1                       | 2        | 3                      | 4                      | 5    | 6                      | 7                      | 8      | 9        | 10       | 11       | 12  |     |
|   |   | <b>6511</b>   | 310                     | 334      | 354                    | 378                    | 416  | 451                    | 486                    | 517    | 555      | 591      | 640      | 709 |     |
|   |   | <b>6511WS</b><br>Wall saver                                 | 336                     | 360      | 380                    | 404                    | 442  | 477                    | 512                    | 543    | 581      | 617      | 666      | 735 |     |
|   |   | <b>OVERALL DIMENSIONS</b>                                   | <b>W</b>                | <b>D</b> | <b>H</b>               | <b>SEAT DIMENSIONS</b> |      |                        | <b>BACK DIMENSIONS</b> |        |          | <b>W</b> | <b>H</b> |     |     |
|   |   | IN 21.5   | 22                      | 33.5     | 17                     | 15.5                   | 18.5 | 17                     | 15                     | MM 546 | 559      | 851      | 432      | 394 | 470 |
|   | <b>RTA 00</b>   | 2 per carton (pricing and specifications are for one chair) |                         |          |                        |                        |      |                        |                        |        |          |          |          |     |     |
|  <p><b>6511TR</b></p> <p><b>Armless Chair w/Tablet</b><br/>COM: 0.75 YD   0.69 M<br/>Unit weight: 23 LB   10.5 KG<br/>Carton weight: 29 LB   13.15 KG<br/>Carton volume: 14.25 FT³   0.4 MT³</p> | Upholstered seat & back.<br>Does not stack.<br><br><b>Specify (L) left or (R) right tablet</b><br><b>(Example: 6511TL or 6511TR).</b> |   | 1                       | 2        | 3                      | 4                      | 5    | 6                      | 7                      | 8      | 9        | 10       | 11       | 12  |     |
|   |   | <b>6511T</b>  | 573                     | 597      | 617                    | 641                    | 679  | 714                    | 749                    | 780    | 818      | 854      | 903      | 972 |     |
|   |   | <b>6511TWS</b><br>Wall saver                                | 598                     | 622      | 642                    | 666                    | 704  | 739                    | 774                    | 805    | 843      | 879      | 928      | 997 |     |
|   |   | <b>OVERALL DIMENSIONS</b>                                   | <b>W</b>                | <b>D</b> | <b>H</b>               | <b>SEAT DIMENSIONS</b> |      |                        | <b>BACK DIMENSIONS</b> |        |          | <b>W</b> | <b>H</b> |     |     |
|   |   | IN 24.75  | 26.5                    | 32.5     | 17                     | 16                     | 18.5 | 17                     | 15                     | MM 629 | 673      | 826      | 432      | 406 | 470 |
|   | <b>RTA 00</b>   | 1 per carton  |                         |          |                        |                        |      |                        |                        |        |          |          |          |     |     |
|  <p><b>6513</b></p> <p><b>Armchair</b><br/>COM: N/A<br/>Unit weight: 9.5 LB   4.3 KG<br/>Carton weight: 13.5 LB   6.12 KG<br/>Carton volume: 13.75 FT³   0.38 MT³</p>                            | Polypropylene seat.<br><br>Stacks 5 high on floor.<br>Stacks 10 high on dolly.  |   | List price              |          |                        |                        |      |                        |                        |        |          |          |          |     |     |
|   |   | <b>6513</b>   | 271                     |          |                        |                        |      |                        |                        |        |          |          |          |     |     |
|   |   | <b>6513WS</b>   | 297                     |          |                        |                        |      |                        |                        |        |          |          |          |     |     |
|   |   | <b>6513MB</b>   | 328                     |          |                        |                        |      |                        |                        |        |          |          |          |     |     |
|   |   | <b>6513WSMB</b>   | 355                     |          |                        |                        |      |                        |                        |        |          |          |          |     |     |
|   | <b>OVERALL DIMENSIONS</b>   | <b>W</b>  | <b>D</b>                | <b>H</b> | <b>SEAT DIMENSIONS</b> |                        |      | <b>BACK DIMENSIONS</b> |                        |        | <b>W</b> | <b>H</b> |          |     |     |
| IN 23   | 22  | 33  | 17                      | 16       | 18                     | 17                     | 15   | MM 584                 | 559                    | 838    | 432      | 406      | 457      | 432 | 381 |
|   | <b>RTA 00</b>   | 2 per carton (pricing and specifications are for one chair) |                         |          |                        |                        |      |                        |                        |        |          |          |          |     |     |
|  <p><b>6513TR</b></p> <p><b>Armchair w/Tablet</b><br/>COM: N/A<br/>Unit weight: 21 LB   9.5 KG<br/>Carton weight: 27 LB   12.25 KG<br/>Carton volume: 14.25 FT³   0.4 MT³</p>                  | Polypropylene seat.<br>Does not stack.<br><br><b>Specify (L) left or (R) right tablet</b><br><b>(Example: 6513TL or 6513TR).</b>      |   | List price              |          |                        |                        |      |                        |                        |        |          |          |          |     |     |
|   |   | <b>6513T</b>  | 531                     |          |                        |                        |      |                        |                        |        |          |          |          |     |     |
|   |   | <b>6513TWS</b>  | 559                     |          |                        |                        |      |                        |                        |        |          |          |          |     |     |
|   |   | <b>6513TMB</b>  | 591                     |          |                        |                        |      |                        |                        |        |          |          |          |     |     |
|   |   | <b>6513TWSMB</b>  | 617                     |          |                        |                        |      |                        |                        |        |          |          |          |     |     |
|   | <b>OVERALL DIMENSIONS</b>   | <b>W</b>  | <b>D</b>                | <b>H</b> | <b>SEAT DIMENSIONS</b> |                        |      | <b>BACK DIMENSIONS</b> |                        |        | <b>W</b> | <b>H</b> |          |     |     |
| IN 25   | 26.5  | 32  | 17                      | 16       | 18                     | 17                     | 15   | MM 635                 | 673                    | 813    | 432      | 406      | 457      | 432 | 381 |
|   | <b>RTA 00</b>   | 1 per carton  |                         |          |                        |                        |      |                        |                        |        |          |          |          |     |     |
|  <p><b>6514</b></p> <p><b>Armchair</b><br/>COM: 0.75 YD   0.69 M<br/>Unit weight: 12 LB   5.5 KG<br/>Carton weight: 16 LB   7.26 KG<br/>Carton volume: 13.75 FT³   0.38 MT³</p>                | Upholstered seat.<br><br>Stacks 5 high on floor.<br>Stacks 10 high on dolly.  |   | 1                       | 2        | 3                      | 4                      | 5    | 6                      | 7                      | 8      | 9        | 10       | 11       | 12  |     |
|   |   | <b>6514</b>   | 328                     | 352      | 372                    | 396                    | 434  | 469                    | 504                    | 535    | 573      | 609      | 658      | 727 |     |
|   |   | <b>6514WS</b>   | 355                     | 379      | 399                    | 423                    | 461  | 496                    | 531                    | 562    | 600      | 636      | 685      | 754 |     |
|   |   | <b>6514MB</b>   | 384                     | 408      | 428                    | 452                    | 490  | 525                    | 560                    | 591    | 629      | 665      | 714      | 783 |     |
|   |   | <b>6514WSMB</b>   | 411                     | 435      | 455                    | 479                    | 517  | 552                    | 587                    | 618    | 656      | 692      | 741      | 810 |     |
|   | <b>OVERALL DIMENSIONS</b>   | <b>W</b>  | <b>D</b>                | <b>H</b> | <b>SEAT DIMENSIONS</b> |                        |      | <b>BACK DIMENSIONS</b> |                        |        | <b>W</b> | <b>H</b> |          |     |     |
| IN 23   | 22  | 33  | 17                      | 16       | 18.5                   | 17                     | 14.5 | MM 584                 | 559                    | 838    | 432      | 406      | 470      | 432 | 368 |
|   | <b>RTA 00</b>   | 2 per carton (pricing and specifications are for one chair) |                         |          |                        |                        |      |                        |                        |        |          |          |          |     |     |



DESCRIPTION FEATURES MODEL# STANDARD TEXTILE GRADES



6514TR



6514TRMB (mesh back)

**Armchair w/Tablet**

COM: 0.75 YD | 0.69 M

Unit weight: 23 LB | 10.5 KG

Carton weight: 29 LB | 13.15 KG

Carton volume: 14.25 FT³ | 0.4 MT³

Upholstered seat.  
Does not stack.

**Specify (L) left or (R) right tablet.**  
**(Example: 6514TL or 6514TR).**

| MODEL#    | STANDARD TEXTILE GRADES |     |     |     |     |     |     |     |     |     |      |      |
|-----------|-------------------------|-----|-----|-----|-----|-----|-----|-----|-----|-----|------|------|
|           | 1                       | 2   | 3   | 4   | 5   | 6   | 7   | 8   | 9   | 10  | 11   | 12   |
| 6514T     | 591                     | 615 | 635 | 659 | 697 | 732 | 767 | 798 | 836 | 872 | 921  | 990  |
| 6514TWS   | 617                     | 641 | 661 | 685 | 723 | 758 | 793 | 824 | 862 | 898 | 947  | 1016 |
| 6514TMB   | 647                     | 671 | 691 | 715 | 753 | 788 | 823 | 854 | 892 | 928 | 977  | 1046 |
| 6514TWSMB | 673                     | 697 | 717 | 741 | 779 | 814 | 849 | 880 | 918 | 954 | 1003 | 1072 |

OVERALL DIMENSIONS SEAT DIMENSIONS BACK DIMENSIONS

| IN     | OVERALL DIMENSIONS |     |     | SEAT DIMENSIONS |      |     | BACK DIMENSIONS |   |
|--------|--------------------|-----|-----|-----------------|------|-----|-----------------|---|
|        | W                  | D   | H   | W               | D    | H   | W               | H |
| 25     | 26.5               | 32  | 17  | 16              | 18.5 | 17  | 15              |   |
| MM 635 | 673                | 813 | 432 | 406             | 470  | 432 | 381             |   |

RTA 00 1 per carton



6515

**Armchair**

COM: 0.75 YD | 0.69 M

Unit weight: 13 LB | 5.9 KG

Carton weight: 17 LB | 7.71 KG

Carton volume: 13.75 FT³ | 0.38 MT³

Upholstered seat & back.

Stacks 5 high on floor.  
Stacks 10 high on dolly.

| MODEL# | STANDARD TEXTILE GRADES |     |     |     |     |     |     |     |     |     |     |     |
|--------|-------------------------|-----|-----|-----|-----|-----|-----|-----|-----|-----|-----|-----|
|        | 1                       | 2   | 3   | 4   | 5   | 6   | 7   | 8   | 9   | 10  | 11  | 12  |
| 6515   | 363                     | 387 | 407 | 431 | 469 | 504 | 539 | 570 | 608 | 644 | 693 | 762 |

| MODEL# | STANDARD TEXTILE GRADES |     |     |     |     |     |     |     |     |     |     |     |
|--------|-------------------------|-----|-----|-----|-----|-----|-----|-----|-----|-----|-----|-----|
|        | 1                       | 2   | 3   | 4   | 5   | 6   | 7   | 8   | 9   | 10  | 11  | 12  |
| 6515WS | 392                     | 416 | 436 | 460 | 498 | 533 | 568 | 599 | 637 | 673 | 722 | 791 |

OVERALL DIMENSIONS SEAT DIMENSIONS BACK DIMENSIONS

| IN     | OVERALL DIMENSIONS |      |     | SEAT DIMENSIONS |      |     | BACK DIMENSIONS |   |
|--------|--------------------|------|-----|-----------------|------|-----|-----------------|---|
|        | W                  | D    | H   | W               | D    | H   | W               | H |
| 23     | 22                 | 33.5 | 17  | 15.5            | 18.5 | 17  | 15              |   |
| MM 584 | 559                | 851  | 432 | 394             | 470  | 432 | 381             |   |

RTA 00 2 per carton (pricing and specifications are for one chair)



6515TR

**Armchair w/Tablet**

COM: 0.75 YD | 0.69 M

Unit weight: 24 LB | 10.9 KG

Carton weight: 30 LB | 13.61 KG

Carton volume: 14.25 FT³ | 0.4 MT³

Upholstered seat & back.  
Does not stack.

**Specify (L) left or (R) right tablet.**  
**(Example: 6515TL or 6515TR).**

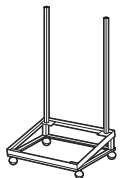
| MODEL# | STANDARD TEXTILE GRADES |     |     |     |     |     |     |     |     |     |     |      |
|--------|-------------------------|-----|-----|-----|-----|-----|-----|-----|-----|-----|-----|------|
|        | 1                       | 2   | 3   | 4   | 5   | 6   | 7   | 8   | 9   | 10  | 11  | 12   |
| 6515T  | 626                     | 650 | 670 | 694 | 732 | 767 | 802 | 833 | 871 | 907 | 956 | 1025 |

| MODEL#  | STANDARD TEXTILE GRADES |     |     |     |     |     |     |     |     |     |     |      |
|---------|-------------------------|-----|-----|-----|-----|-----|-----|-----|-----|-----|-----|------|
|         | 1                       | 2   | 3   | 4   | 5   | 6   | 7   | 8   | 9   | 10  | 11  | 12   |
| 6515TWS | 655                     | 679 | 699 | 723 | 761 | 796 | 831 | 862 | 900 | 936 | 985 | 1054 |

OVERALL DIMENSIONS SEAT DIMENSIONS BACK DIMENSIONS

| IN     | OVERALL DIMENSIONS |      |     | SEAT DIMENSIONS |      |     | BACK DIMENSIONS |   |
|--------|--------------------|------|-----|-----------------|------|-----|-----------------|---|
|        | W                  | D    | H   | W               | D    | H   | W               | H |
| 25     | 26.5               | 32.5 | 17  | 16              | 18.5 | 17  | 15              |   |
| MM 635 | 673                | 826  | 432 | 406             | 470  | 432 | 381             |   |

RTA 00 1 per carton



**Dolly - Wall Saver**

COM: N/A

Unit weight: 17 LB | 7.7 KG

Carton weight: 20 LB | 9.07 KG

Carton volume: 4 FT³ | 0.11 MT³

Accommodates 10 chairs.

List price

|        |     |
|--------|-----|
| 6517WS | 363 |
|--------|-----|

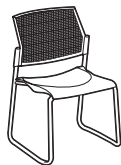
OVERALL DIMENSIONS SEAT DIMENSIONS BACK DIMENSIONS

| IN     | OVERALL DIMENSIONS |       |   | SEAT DIMENSIONS |   |   | BACK DIMENSIONS |   |
|--------|--------------------|-------|---|-----------------|---|---|-----------------|---|
|        | W                  | D     | H | W               | D | H | W               | H |
| 23.25  | 24.75              | 12.25 | - | -               | - | - | -               |   |
| MM 591 | 629                | 311   | - | -               | - | - | -               |   |

RTA 1 courier 2 cartons



6518



6518MB (mesh back)

**Armless Chair w/Sled Base**

COM: N/A

Unit weight: 9 LB | 4.1 KG

Carton weight: 11.5 LB | 5.22 KG

Carton volume: 13.75 FT³ | 0.38 MT³

Polypropylene seat.

Stacks 5 high on floor.  
Stacks 10 high on dolly.









List price

|          |     |
|----------|-----|
| 6518     | 271 |
| 6518WS   | 297 |
| 6518MB   | 328 |
| 6518WSMB | 355 |

OVERALL DIMENSIONS SEAT DIMENSIONS BACK DIMENSIONS

| IN     | OVERALL DIMENSIONS |     |     | SEAT DIMENSIONS |     |     | BACK DIMENSIONS |   |
|--------|--------------------|-----|-----|-----------------|-----|-----|-----------------|---|
|        | W                  | D   | H   | W               | D   | H   | W               | H |
| 21.5   | 22                 | 33  | 17  | 16              | 18  | 17  | 15              |   |
| MM 546 | 559                | 838 | 432 | 406             | 457 | 432 | 381             |   |

RTA 00 2 per carton (pricing and specifications are for one chair)

| DESCRIPTION   | FEATURES   | MODEL#   | STANDARD TEXTILE GRADES            |   |                                 |                                 |           |                               |                               |           |             |  |  |  |
|---|--|--|------------------------------------|---|---------------------------------|---------------------------------|-----------|-------------------------------|-------------------------------|-----------|-------------|--|--|--|
| <br>6518TR   | <br>6518TRMB (mesh back)                                      | List price   |                                    |   |                                 |                                 |           |                               |                               |           |             |  |  |  |
|   |  | <b>6518T</b> 531<br><b>6518TWS</b> 559<br><b>6518TMB</b> 591<br><b>6518TWSMB</b> 617   | <b>OVERALL DIMENSIONS</b><br>W D H |   |                                 | <b>SEAT DIMENSIONS</b><br>W D H |           |                               | <b>BACK DIMENSIONS</b><br>W H |           |             |  |  |  |
| <b>Armless Chair w/Tablet and Sled Base</b><br>COM: N/A<br>Unit weight: 22 LB   10 KG<br>Carton weight: 28 LB   12.7 KG<br>Carton volume: 14.25 FT <sup>3</sup>   0.4 MT <sup>3</sup>                 |  | Polypropylene seat.<br>Does not stack.   |                                    | IN 24.75<br>MM 629  | 26.5<br>673                     | 32<br>813                       | 17<br>432 | 16<br>406                     | 18<br>457                     | 17<br>432 | 15<br>381   |  |  |  |
| <b>Specify (L) left or (R) right tablet.</b><br>(Example: 6518TL or 6518TR).  |  | <b>RTA 00</b>  |                                    | 1 per carton  |                                 |                                 |           |                               |                               |           |             |  |  |  |
| <br>6519   | <br>6519MB (mesh back)  | List price   |                                    |   |                                 |                                 |           |                               |                               |           |             |  |  |  |
|   |  | <b>6519</b> 328 352 372 396 434 469 504 535 573 609 658 727<br><b>6519WS</b> 355 379 399 423 461 496 531 562 600 636 685 754<br><b>6519MB</b> 384 408 428 452 490 525 560 591 629 665 714 783<br><b>6519WSMB</b> 411 435 455 479 517 552 587 618 656 692 741 810         | <b>OVERALL DIMENSIONS</b><br>W D H |   |                                 | <b>SEAT DIMENSIONS</b><br>W D H |           |                               | <b>BACK DIMENSIONS</b><br>W H |           |             |  |  |  |
| <b>Armless Chair w/Sled Base</b><br>COM: 0.75 YD   0.69 M<br>Unit weight: 11.5 LB   5.2 KG<br>Carton weight: 15.5 LB   7.03 KG<br>Carton volume: 13.75 FT <sup>3</sup>   0.38 MT <sup>3</sup>         |  | Upholstered seat.<br>Stacks 5 high on floor.<br>Stacks 10 high on dolly.   |                                    | IN 21.5<br>MM 546   | 22<br>559                       | 33<br>838                       | 17<br>432 | 16<br>406                     | 18.5<br>470                   | 17<br>432 | 14.5<br>368 |  |  |  |
| <b>Specify (L) left or (R) right tablet.</b><br>(Example: 6519TL or 6519TR).  |  | <b>RTA 00</b>  |                                    | 2 per carton (pricing and specifications are for one chair) |                                 |                                 |           |                               |                               |           |             |  |  |  |
| <br>6519TR   | <br>6519TRMB (mesh back)                                      | List price   |                                    |   |                                 |                                 |           |                               |                               |           |             |  |  |  |
|   |  | <b>6519T</b> 591 615 635 659 697 732 767 798 836 872 921 990<br><b>6519TWS</b> 617 641 661 685 723 758 793 824 862 898 947 1016<br><b>6519TMB</b> 647 671 691 715 753 788 823 854 892 928 977 1046<br><b>6519TWSMB</b> 673 697 717 741 779 814 849 880 918 954 1003 1072 | <b>OVERALL DIMENSIONS</b><br>W D H |   |                                 | <b>SEAT DIMENSIONS</b><br>W D H |           |                               | <b>BACK DIMENSIONS</b><br>W H |           |             |  |  |  |
| <b>Armless Chair w/Tablet and Sled Base</b><br>COM: 0.75 YD   0.69 M<br>Unit weight: 23 LB   10.5 KG<br>Carton weight: 29 LB   13.15 KG<br>Carton volume: 14.25 FT <sup>3</sup>   0.4 MT <sup>3</sup> |  | Upholstered seat.<br>Does not stack.   |                                    | IN 24.5<br>MM 622   | 26.5<br>673                     | 32<br>813                       | 17<br>432 | 16<br>406                     | 18.5<br>470                   | 17<br>432 | 15<br>381   |  |  |  |
| <b>Specify (L) left or (R) right tablet.</b><br>(Example: 6519TL or 6519TR).  |  | <b>RTA 00</b>  |                                    | 1 per carton  |                                 |                                 |           |                               |                               |           |             |  |  |  |
| <br>6521   | List price   |  |                                    |   |                                 |                                 |           |                               |                               |           |             |  |  |  |
|   | <b>6521</b> 363 387 407 431 469 504 539 570 608 644 693 762<br><b>6521WS</b> 392 416 436 460 498 533 568 599 637 673 722 791<br>Wall saver     | <b>OVERALL DIMENSIONS</b><br>W D H   |                                    |   | <b>SEAT DIMENSIONS</b><br>W D H |                                 |           | <b>BACK DIMENSIONS</b><br>W H |                               |           |             |  |  |  |
| <b>Armless Chair w/Sled Base</b><br>COM: 0.75 YD   0.69 M<br>Unit weight: 12.5 LB   5.7 KG<br>Carton weight: 16.5 LB   7.48 KG<br>Carton volume: 13.75 FT <sup>3</sup>   0.38 MT <sup>3</sup>         |  | Upholstered seat & back.<br>Stacks 5 high on floor.<br>Stacks 10 high on dolly.  |                                    | IN 21.5<br>MM 546   | 22<br>559                       | 33.5<br>851                     | 17<br>432 | 16<br>406                     | 18.5<br>470                   | 17<br>432 | 15<br>381   |  |  |  |
| <b>Specify (L) left or (R) right tablet.</b><br>(Example: 6521TL or 6521TR).  |  | <b>RTA 00</b>  |                                    | 2 per carton (pricing and specifications are for one chair) |                                 |                                 |           |                               |                               |           |             |  |  |  |
| <br>6521TR   | List price   |  |                                    |   |                                 |                                 |           |                               |                               |           |             |  |  |  |
|   | <b>6521T</b> 626 650 670 694 732 767 802 833 871 907 956 1025<br><b>6521TWS</b> 655 679 699 723 761 796 831 862 900 936 985 1054<br>Wall saver | <b>OVERALL DIMENSIONS</b><br>W D H   |                                    |   | <b>SEAT DIMENSIONS</b><br>W D H |                                 |           | <b>BACK DIMENSIONS</b><br>W H |                               |           |             |  |  |  |
| <b>Armless Chair w/Tablet and Sled Base</b><br>COM: 0.75 YD   0.69 M<br>Unit weight: 23 LB   10.5 KG<br>Carton weight: 29 LB   13.15 KG<br>Carton volume: 14.25 FT <sup>3</sup>   0.4 MT <sup>3</sup> |  | Upholstered seat & back.<br>Does not stack.  |                                    | IN 24.75<br>MM 629  | 26.5<br>673                     | 32.5<br>826                     | 17<br>432 | 16<br>406                     | 18.5<br>470                   | 17<br>432 | 15<br>381   |  |  |  |
| <b>Specify (L) left or (R) right tablet.</b><br>(Example: 6521TL or 6521TR).  |  | <b>RTA 00</b>  |                                    | 1 per carton  |                                 |                                 |           |                               |                               |           |             |  |  |  |

DESCRIPTION FEATURES MODEL# STANDARD TEXTILE GRADES



6523



6523MB (mesh back)

**Armchair w/Sled Base**  
COM: N/A  
Unit weight: 11 LB | 5 KG  
Carton weight: 15 LB | 6.8 KG  
Carton volume: 13.75 FT<sup>3</sup> | 0.38 MT<sup>3</sup>

Polypropylene seat.  
Stacks 5 high on floor.  
Stacks 10 high on dolly.

| List price |     |
|------------|-----|
| 6523       | 327 |
| 6523WS     | 354 |
| 6523MB     | 383 |
| 6523WSMB   | 410 |

| OVERALL DIMENSIONS |     |     | SEAT DIMENSIONS |     |     | BACK DIMENSIONS |     |
|--------------------|-----|-----|-----------------|-----|-----|-----------------|-----|
| W                  | D   | H   | W               | D   | H   | W               | H   |
| IN 23              | 22  | 33  | 17              | 16  | 18  | 17              | 15  |
| MM 584             | 559 | 838 | 432             | 406 | 457 | 432             | 381 |

**RTA 00** 2 per carton (pricing and specifications are for one chair)



6523TR



6523TRMB (mesh back)

**Armchair w/Tablet and Sled Base**  
COM: N/A  
Unit weight: 21 LB | 9.5 KG  
Carton weight: 27 LB | 12.25 KG  
Carton volume: 14.25 FT<sup>3</sup> | 0.4 MT<sup>3</sup>

Polypropylene seat.  
Does not stack.  
**Specify (L) left or (R) right tablet (Example: 6523TL or 6523TR).**

| List price |     |
|------------|-----|
| 6523T      | 590 |
| 6523TWS    | 614 |
| 6523TMB    | 645 |
| 6523TWSMB  | 672 |

| OVERALL DIMENSIONS |      |     | SEAT DIMENSIONS |     |     | BACK DIMENSIONS |     |
|--------------------|------|-----|-----------------|-----|-----|-----------------|-----|
| W                  | D    | H   | W               | D   | H   | W               | H   |
| IN 25              | 26.5 | 32  | 17              | 16  | 18  | 17              | 15  |
| MM 635             | 673  | 813 | 432             | 406 | 457 | 432             | 381 |

**RTA 00** 1 per carton



6524



6524MB (mesh back)

**Armchair w/Sled Base**  
COM: 0.75 YD | 0.69 M  
Unit weight: 13.5 LB | 6.1 KG  
Carton weight: 16 LB | 7.26 KG  
Carton volume: 11.75 FT<sup>3</sup> | 0.33 MT<sup>3</sup>

Upholstered seat.  
Stacks 5 high on floor.  
Stacks 10 high on dolly.

|          | 1   | 2   | 3   | 4   | 5   | 6   | 7   | 8   | 9   | 10  | 11  | 12  |
|----------|-----|-----|-----|-----|-----|-----|-----|-----|-----|-----|-----|-----|
| 6524     | 383 | 407 | 427 | 451 | 489 | 524 | 559 | 590 | 628 | 664 | 713 | 782 |
| 6524WS   | 411 | 435 | 455 | 479 | 517 | 552 | 587 | 618 | 656 | 692 | 741 | 810 |
| 6524MB   | 440 | 464 | 484 | 508 | 546 | 581 | 616 | 647 | 685 | 721 | 770 | 839 |
| 6524WSMB | 469 | 493 | 513 | 537 | 575 | 610 | 645 | 676 | 714 | 750 | 799 | 868 |

| OVERALL DIMENSIONS |     |     | SEAT DIMENSIONS |     |      | BACK DIMENSIONS |      |
|--------------------|-----|-----|-----------------|-----|------|-----------------|------|
| W                  | D   | H   | W               | D   | H    | W               | H    |
| IN 23              | 22  | 33  | 17              | 16  | 18.5 | 17              | 14.5 |
| MM 584             | 559 | 838 | 432             | 406 | 470  | 432             | 368  |

**RTA 00** 2 per carton (pricing and specifications are for one chair)



6524TR



6524TRMB (mesh back)

**Armchair w/Tablet and Sled Base**  
COM: 0.75 YD | 0.69 M  
Unit weight: 23 LB | 10.5 KG  
Carton weight: 29 LB | 13.15 KG  
Carton volume: 14.25 FT<sup>3</sup> | 0.4 MT<sup>3</sup>

Upholstered seat.  
Does not stack.  
**Specify (L) left or (R) right tablet (Example: 6524TL or 6524TR).**

|           | 1   | 2   | 3   | 4   | 5   | 6   | 7   | 8   | 9   | 10   | 11   | 12   |
|-----------|-----|-----|-----|-----|-----|-----|-----|-----|-----|------|------|------|
| 6524T     | 645 | 669 | 689 | 713 | 751 | 786 | 821 | 852 | 890 | 926  | 975  | 1044 |
| 6524TWS   | 673 | 697 | 717 | 741 | 779 | 814 | 849 | 880 | 918 | 954  | 1003 | 1072 |
| 6524TMB   | 701 | 725 | 745 | 769 | 807 | 842 | 877 | 908 | 946 | 982  | 1031 | 1100 |
| 6524TWSMB | 729 | 753 | 773 | 797 | 835 | 870 | 905 | 936 | 974 | 1010 | 1059 | 1128 |

| OVERALL DIMENSIONS |      |     | SEAT DIMENSIONS |     |      | BACK DIMENSIONS |     |
|--------------------|------|-----|-----------------|-----|------|-----------------|-----|
| W                  | D    | H   | W               | D   | H    | W               | H   |
| IN 25              | 26.5 | 32  | 17              | 16  | 18.5 | 17              | 15  |
| MM 635             | 673  | 813 | 432             | 406 | 470  | 432             | 381 |

**RTA 00** 1 per carton



6525


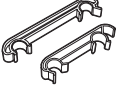

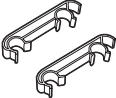



**Armchair**  
COM: 0.75 YD | 0.69 M  
Unit weight: 14.5 LB | 6.6 KG  
Carton weight: 18.5 LB | 8.39 KG  
Carton volume: 13.75 FT<sup>3</sup> | 0.38 MT<sup>3</sup>









Upholstered seat & back.  
Stacks 5 high on floor.  
Stacks 10 high on dolly.


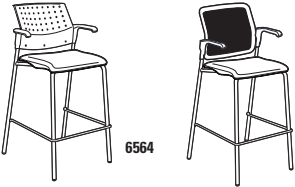



|                      | 1   | 2   | 3   | 4   | 5   | 6   | 7   | 8   | 9   | 10  | 11  | 12  |
|----------------------|-----|-----|-----|-----|-----|-----|-----|-----|-----|-----|-----|-----|
| 6525                 | 417 | 441 | 461 | 485 | 523 | 558 | 593 | 624 | 662 | 698 | 747 | 816 |
| 6525WS<br>Wall saver | 446 | 470 | 490 | 514 | 552 | 587 | 622 | 653 | 691 | 727 | 776 | 845 |

| OVERALL DIMENSIONS |     |      | SEAT DIMENSIONS |     |      | BACK DIMENSIONS |     |
|--------------------|-----|------|-----------------|-----|------|-----------------|-----|
| W                  | D   | H    | W               | D   | H    | WH              |     |
| IN 23              | 22  | 33.5 | 17              | 16  | 18.5 | 17              | 15  |
| MM 584             | 559 | 851  | 432             | 406 | 470  | 432             | 381 |

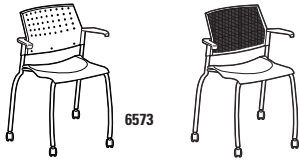
**RTA 00** 2 per carton (pricing and specifications are for one chair)

| DESCRIPTION  | FEATURES   | MODEL#          | STANDARD TEXTILE GRADES   |   |  |                        |     |      |                        |     |        |     |      |      |     |     |     |     |
|--|--|-----------------|---------------------------|---|--|------------------------|-----|------|------------------------|-----|--------|-----|------|------|-----|-----|-----|-----|
|  |  |                 | 1                         | 2   | 3  | 4                      | 5   | 6    | 7                      | 8   | 9      | 10  | 11   | 12   |     |     |     |     |
|  <p><b>6525TR</b></p> <p><b>Armchair w/Tablet and Sled Base</b><br/>                     COM: 0.75 YD   0.69 M<br/>                     Unit weight: 24 LB   10.9 KG<br/>                     Carton weight: 30 LB   13.61 KG<br/>                     Carton volume: 14.25 FT³   0.4 MT³</p> | <p>Upholstered seat &amp; back.<br/>Does not stack.</p> <p><b>Specify (L) left or (R) right tablet.</b><br/>(Example: 6525TL or 6525TR).</p> |                 | 681                       | 705   | 725  | 749                    | 787 | 822  | 857                    | 888 | 926    | 962 | 1011 | 1080 |     |     |     |     |
|  |  |                 | 710                       | 734   | 754  | 778                    | 816 | 851  | 886                    | 917 | 955    | 991 | 1040 | 1109 |     |     |     |     |
|  |  |                 | <b>OVERALL DIMENSIONS</b> |   |  | <b>SEAT DIMENSIONS</b> |     |      | <b>BACK DIMENSIONS</b> |     |        |     |      |      |     |     |     |     |
|  |  |                 | IN 25                     | 26.5  | 32.5   | 17                     | 16  | 18.5 | 17                     | 15  | MM 635 | 673 | 826  | 432  | 406 | 470 | 432 | 381 |
|  |  |                 |                           | <b>RTA 00</b>   | 1 per carton   |                        |     |      |                        |     |        |     |      |      |     |     |     |     |
|  |  | List price      |                           |   |  |                        |     |      |                        |     |        |     |      |      |     |     |     |     |
|  |  | <b>6522</b>     | 15                        |   |  |                        |     |      |                        |     |        |     |      |      |     |     |     |     |
|  <p><b>Ganging Brackets - Set of 2</b><br/>                     COM: N/A<br/>                     Unit weight: 0.07 LB   N/A KG<br/>                     Carton weight: 0.16 LB   0.07 KG<br/>                     Carton volume: 1 FT³   0.02 MT³</p>  | <p>For four-legged models only.</p>  |                 |                           |   |  |                        |     |      |                        |     |        |     |      |      |     |     |     |     |
|  |  |                 | <b>OVERALL DIMENSIONS</b> |   |  | <b>SEAT DIMENSIONS</b> |     |      | <b>BACK DIMENSIONS</b> |     |        |     |      |      |     |     |     |     |
|  |  |                 | IN 0.87                   | 7.75  | 1.5  | -                      | -   | -    | -                      | -   | MM 22  | 197 | 38   | -    | -   | -   | -   |     |
|  |  |                 | <b>RTA 00</b>             |    | Pricing is for the set, specifications are for one bracket |                        |     |      |                        |     |        |     |      |      |     |     |     |     |
|  |  | List price      |                           |   |  |                        |     |      |                        |     |        |     |      |      |     |     |     |     |
|  |  | <b>6526</b>     | 17                        |   |  |                        |     |      |                        |     |        |     |      |      |     |     |     |     |
|  <p><b>Ganging Brackets - Set of 2</b><br/>                     COM: N/A<br/>                     Unit weight: 0.25 LB   0.004 KG<br/>                     Carton weight: 0.01 LB   0.004 KG<br/>                     Carton volume: 0.5 FT³   0.01 MT³</p>                                   | <p>Sled base models only.</p>  |                 |                           |   |  |                        |     |      |                        |     |        |     |      |      |     |     |     |     |
|  |  |                 | <b>OVERALL DIMENSIONS</b> |   |  | <b>SEAT DIMENSIONS</b> |     |      | <b>BACK DIMENSIONS</b> |     |        |     |      |      |     |     |     |     |
|  |  |                 | IN 0.75                   | 5.75  | 1.25   | -                      | -   | -    | -                      | -   | MM 19  | 146 | 32   | -    | -   | -   |     |     |
|  |  |                 | <b>RTA 00</b>             |  | Pricing is for the set, specifications are for one bracket |                        |     |      |                        |     |        |     |      |      |     |     |     |     |
|  |  | List price      |                           |   |  |                        |     |      |                        |     |        |     |      |      |     |     |     |     |
|  |  | <b>6558</b>     | 375                       |   |  |                        |     |      |                        |     |        |     |      |      |     |     |     |     |
|  <p><b>6558</b></p> <p><b>Armless Bar Stool</b><br/>                     COM: N/A<br/>                     Unit weight: 15 LB   6.8 KG<br/>                     Carton weight: 24 LB   10.89 KG<br/>                     Carton volume: 17.5 FT³   0.49 MT³</p>                             | <p>Polypropylene seat.<br/>Stacks 5 high on floor.</p>   |                 |                           |   |  |                        |     |      |                        |     |        |     |      |      |     |     |     |     |
|  |  |                 | <b>OVERALL DIMENSIONS</b> |   |  | <b>SEAT DIMENSIONS</b> |     |      | <b>BACK DIMENSIONS</b> |     |        |     |      |      |     |     |     |     |
|  |  |                 | IN 22                     | 23  | 44   | 17                     | 16  | 28   | 17                     | 15  | MM 559 | 584 | 1118 | 432  | 406 | 711 | 432 | 381 |
|  |  |                 | <b>RTA 00</b>             | 1 per carton  |  |                        |     |      |                        |     |        |     |      |      |     |     |     |     |
|  |  | List price      |                           |   |  |                        |     |      |                        |     |        |     |      |      |     |     |     |     |
|  |  | <b>6558MB</b>   | 433                       |   |  |                        |     |      |                        |     |        |     |      |      |     |     |     |     |
|  |  | <b>6558MB</b>   | Mesh back                 |   |  |                        |     |      |                        |     |        |     |      |      |     |     |     |     |
|  <p><b>6558CS</b></p> <p><b>Armless Counter Stool</b><br/>                     COM: N/A<br/>                     Unit weight: 14 LB   6.4 KG<br/>                     Carton weight: 18.5 LB   8.39 KG<br/>                     Carton volume: 17.75 FT³   0.5 MT³</p>                      | <p>Polypropylene seat<br/>Stacks 5 high on floor.</p>  |                 |                           |   |  |                        |     |      |                        |     |        |     |      |      |     |     |     |     |
|  |  |                 | <b>OVERALL DIMENSIONS</b> |   |  | <b>SEAT DIMENSIONS</b> |     |      | <b>BACK DIMENSIONS</b> |     |        |     |      |      |     |     |     |     |
|  |  |                 | IN 22                     | 22.5  | 38   | 17                     | 16  | 24   | 17                     | 15  | MM 559 | 572 | 965  | 432  | 406 | 610 | 432 | 381 |
|  |  |                 | <b>RTA 00</b>             | 2 per carton (pricing and specifications are for one chair)                         |  |                        |     |      |                        |     |        |     |      |      |     |     |     |     |
|  |  | List price      |                           |   |  |                        |     |      |                        |     |        |     |      |      |     |     |     |     |
|  |  | <b>6558CS</b>   | 375                       |   |  |                        |     |      |                        |     |        |     |      |      |     |     |     |     |
|  |  | <b>6558CSMB</b> | 433                       |   |  |                        |     |      |                        |     |        |     |      |      |     |     |     |     |
|  |  | <b>6558CSMB</b> | Mesh back                 |   |  |                        |     |      |                        |     |        |     |      |      |     |     |     |     |

| DESCRIPTION  | FEATURES  | MODEL# | STANDARD TEXTILE GRADES   |   |          |                        |          |          |                        |          |     |     |     |     |
|--|---|--------|---------------------------|---|----------|------------------------|----------|----------|------------------------|----------|-----|-----|-----|-----|
|  |   |        | 1                         | 2   | 3        | 4                      | 5        | 6        | 7                      | 8        | 9   | 10  | 11  | 12  |
| <br>6559  | <br>6559MB (mesh back)   |        | 415                       | 439   | 459      | 483                    | 521      | 556      | 591                    | 622      | 660 | 696 | 745 | 814 |
|  |   |        | 472                       | 496   | 516      | 540                    | 578      | 613      | 648                    | 679      | 717 | 753 | 802 | 871 |
| <b>Armless Bar Stool</b><br>COM: 0.75 YD   0.69 M<br>Unit weight: 18 LB   8.2 KG<br>Carton weight: 27 LB   12.25 KG<br>Carton volume: 17.5 FT³   0.49 MT³      | Upholstered seat.<br>Stacks 5 high on floor.  |        | <b>OVERALL DIMENSIONS</b> |   |          | <b>SEAT DIMENSIONS</b> |          |          | <b>BACK DIMENSIONS</b> |          |     |     |     |     |
|  |   |        | <b>W</b>                  | <b>D</b>  | <b>H</b> | <b>W</b>               | <b>D</b> | <b>H</b> | <b>W</b>               | <b>H</b> |     |     |     |     |
|  |   |        | IN 22                     | 23  | 44       | 17                     | 16       | 28.5     | 17                     | 15       |     |     |     |     |
|  |   |        | MM 559                    | 584   | 1118     | 432                    | 406      | 724      | 432                    | 381      |     |     |     |     |
|  |   |        | <b>RTA 00</b>             | 1 per carton  |          |                        |          |          |                        |          |     |     |     |     |
| <br>6559CS  | <br>6559CSMB (mesh back) |        | 415                       | 439   | 459      | 483                    | 521      | 556      | 591                    | 622      | 660 | 696 | 745 | 814 |
|  |   |        | 472                       | 496   | 516      | 540                    | 578      | 613      | 648                    | 679      | 717 | 753 | 802 | 871 |
| <b>Armless Counter Stool</b><br>COM: 0.75 YD   0.69 M<br>Unit weight: 17 LB   7.7 KG<br>Carton weight: 21.5 LB   9.75 KG<br>Carton volume: 17.75 FT³   0.5 MT³ | Upholstered seat.<br>Stacks 5 high on floor.  |        | <b>OVERALL DIMENSIONS</b> |   |          | <b>SEAT DIMENSIONS</b> |          |          | <b>BACK DIMENSIONS</b> |          |     |     |     |     |
|  |   |        | <b>W</b>                  | <b>D</b>  | <b>H</b> | <b>W</b>               | <b>D</b> | <b>H</b> | <b>W</b>               | <b>H</b> |     |     |     |     |
|  |   |        | IN 22                     | 22.5  | 38       | 17                     | 16       | 24.5     | 17                     | 15       |     |     |     |     |
|  |   |        | MM 559                    | 572   | 965      | 432                    | 406      | 622      | 432                    | 381      |     |     |     |     |
|  |   |        | <b>RTA 00</b>             | 2 per carton (pricing and specifications are for one chair) |          |                        |          |          |                        |          |     |     |     |     |
| <br>6561  |   |        | 452                       | 476   | 496      | 520                    | 558      | 593      | 628                    | 659      | 697 | 733 | 782 | 851 |
|  |   |        |                           |   |          |                        |          |          |                        |          |     |     |     |     |
| <b>Armless Bar Stool</b><br>COM: 0.75 YD   0.69 M<br>Unit weight: 19 LB   8.6 KG<br>Carton weight: 28 LB   12.7 KG<br>Carton volume: 17.5 FT³   0.49 MT³       | Upholstered seat & back.<br>Stacks 5 high on floor.   |        | <b>OVERALL DIMENSIONS</b> |   |          | <b>SEAT DIMENSIONS</b> |          |          | <b>BACK DIMENSIONS</b> |          |     |     |     |     |
|  |   |        | <b>W</b>                  | <b>D</b>  | <b>H</b> | <b>W</b>               | <b>D</b> | <b>H</b> | <b>W</b>               | <b>H</b> |     |     |     |     |
|  |   |        | IN 22                     | 23  | 44.5     | 17                     | 16       | 28.5     | 17                     | 15       |     |     |     |     |
|  |   |        | MM 559                    | 584   | 1130     | 432                    | 406      | 724      | 432                    | 381      |     |     |     |     |
|  |   |        | <b>RTA 00</b>             | 1 per carton  |          |                        |          |          |                        |          |     |     |     |     |
| <br>6561CS  |   |        | 452                       | 476   | 496      | 520                    | 558      | 593      | 628                    | 659      | 697 | 733 | 782 | 851 |
|  |   |        |                           |   |          |                        |          |          |                        |          |     |     |     |     |
| <b>Armless Counter Stool</b><br>COM: 0.75 YD   0.69 M<br>Unit weight: 18 LB   8.2 KG<br>Carton weight: 22.5 LB   12.7 KG<br>Carton volume: 17.75 FT³   0.5 MT³ | Upholstered seat & back.<br>Stacks 5 high on floor.   |        | <b>OVERALL DIMENSIONS</b> |   |          | <b>SEAT DIMENSIONS</b> |          |          | <b>BACK DIMENSIONS</b> |          |     |     |     |     |
|  |   |        | <b>W</b>                  | <b>D</b>  | <b>H</b> | <b>W</b>               | <b>D</b> | <b>H</b> | <b>W</b>               | <b>H</b> |     |     |     |     |
|  |   |        | IN 22                     | 22.5  | 38       | 17                     | 15.5     | 24.5     | 17                     | 15       |     |     |     |     |
|  |   |        | MM 559                    | 572   | 965      | 432                    | 394      | 622      | 432                    | 381      |     |     |     |     |
|  |   |        | <b>RTA 00</b>             | 2 per carton (pricing and specifications are for one chair) |          |                        |          |          |                        |          |     |     |     |     |
| <br>6563  | <br>6563MB (mesh back) |        | List price                |   |          |                        |          |          |                        |          |     |     |     |     |
|  |   |        | 435                       |   |          |                        |          |          |                        |          |     |     |     |     |
| <b>Bar Stool w/Arms</b><br>COM: N/A<br>Unit weight: 18 LB   8.2 KG<br>Carton weight: 27 LB   12.25 KG<br>Carton volume: 17.5 FT³   0.49 MT³                    | Polypropylene seat.<br>Stacks 5 high on floor.  |        | 491                       |   |          |                        |          |          |                        |          |     |     |     |     |
|  |   |        | 435                       |   |          |                        |          |          |                        |          |     |     |     |     |
|  |   |        | <b>OVERALL DIMENSIONS</b> |   |          | <b>SEAT DIMENSIONS</b> |          |          | <b>BACK DIMENSIONS</b> |          |     |     |     |     |
|  |   |        | <b>W</b>                  | <b>D</b>  | <b>H</b> | <b>W</b>               | <b>D</b> | <b>H</b> | <b>W</b>               | <b>H</b> |     |     |     |     |
|  |   |        | IN 23                     | 23  | 44       | 17                     | 16       | 28       | 17                     | 15       |     |     |     |     |
|  |   |        | MM 584                    | 584   | 1118     | 432                    | 406      | 711      | 432                    | 381      |     |     |     |     |
|  |   |        | <b>RTA 00</b>             | 1 per carton  |          |                        |          |          |                        |          |     |     |     |     |

| DESCRIPTION   | FEATURES  | MODEL#  | STANDARD TEXTILE GRADES   |
|---|---|---|---|
|  <p><b>6563CS</b>      <b>6563CSMB</b> (mesh back)</p> <p><b>Counter Stool w/Arms</b><br/>COM: N/A<br/>Unit weight: 15 LB   6.8 KG<br/>Carton weight: 19.5 LB   8.85 KG<br/>Carton volume: 17.75 FT³   0.5 MT³</p>               | <p>Polypropylene seat.<br/>Stacks 5 high on floor.</p>          | <p>Model#</p>   | List price  |
|   |   |   | <p><b>6563CS</b>      435</p> <p><b>6563CSMB</b>      491<br/>Mesh back</p> |
|   |   | <b>OVERALL DIMENSIONS</b>   | <b>SEAT DIMENSIONS</b>  |
|   |   | <b>W      D      H</b>  | <b>W      D      H</b>  |
|   |   | <b>BACK DIMENSIONS</b>  | <b>W      H</b>   |
|   |   | <b>W      H</b>   | <b>W      H</b>   |
|   |   | IN 23      22.5      38   | 17      16      24  |
|   |   | MM 584      572      965  | 432      406      610   |
|   |   | <b>RTA 00</b>   | 2 per carton (pricing and specifications are for one chair)                 |
|  <p><b>6564</b>      <b>6564MB</b> (mesh back)</p> <p><b>Bar Stool w/Arms</b><br/>COM: 0.75 YD   0.69 M<br/>Unit weight: 19 LB   8.6 KG<br/>Carton weight: 28 LB   12.7 KG<br/>Carton volume: 17.5 FT³   0.49 MT³</p>            | <p>Upholstered seat.<br/>Stacks 5 high on floor.</p>            | 1      2      3      4      5      6      7      8      9      10      11      12   |   |
|   |   | <p><b>6564</b>      474      498      518      542      580      615      650      681      719      755      804      873</p> <p><b>6564MB</b>      530      554      574      598      636      671      706      737      775      811      860      929<br/>Mesh back</p>     |   |
|   |   | <b>OVERALL DIMENSIONS</b>   | <b>SEAT DIMENSIONS</b>  |
|   |   | <b>W      D      H</b>  | <b>W      D      H</b>  |
|   |   | <b>BACK DIMENSIONS</b>  | <b>W      H</b>   |
|   |   | <b>W      H</b>   | <b>W      H</b>   |
|   |   | IN 23      23      44   | 17      16      28.5  |
|   |   | MM 584      584      1118   | 432      406      724   |
|   |   | <b>RTA 00</b>   | 1 per carton  |
|  <p><b>6564CS</b>      <b>6564CSMB</b> (mesh back)</p> <p><b>Counter Stool w/Arms</b><br/>COM: 0.75 YD   0.69 M<br/>Unit weight: 18 LB   8.2 KG<br/>Carton weight: 22.5 LB   10.21 KG<br/>Carton volume: 17.75 FT³   0.5 MT³</p> | <p>Upholstered seat.<br/>Stacks 5 high on floor.</p>            | 1      2      3      4      5      6      7      8      9      10      11      12   |   |
|   |   | <p><b>6564CS</b>      474      498      518      542      580      615      650      681      719      755      804      873</p> <p><b>6564CSMB</b>      530      554      574      598      636      671      706      737      775      811      860      929<br/>Mesh back</p> |   |
|   |   | <b>OVERALL DIMENSIONS</b>   | <b>SEAT DIMENSIONS</b>  |
|   |   | <b>W      D      H</b>  | <b>W      D      H</b>  |
|   |   | <b>BACK DIMENSIONS</b>  | <b>W      H</b>   |
|   |   | <b>W      H</b>   | <b>W      H</b>   |
|   |   | IN 23      22.5      38   | 17      16      24  |
|   |   | MM 584      572      965  | 432      406      610   |
|   |   | <b>RTA 00</b>   | 2 per carton (pricing and specifications are for one chair)                 |
|  <p><b>6565</b></p> <p><b>Bar Stool w/Arms</b><br/>COM: 0.75 YD   0.69 M<br/>Unit weight: 20 LB   9.1 KG<br/>Carton weight: 29 LB   13.15 KG<br/>Carton volume: 17.5 FT³   0.49 MT³</p>  | <p>Upholstered seat &amp; back.<br/>Stacks 5 high on floor.</p> | 1      2      3      4      5      6      7      8      9      10      11      12   |   |
|   |   | <p><b>6565</b>      509      533      553      577      615      650      685      716      754      790      839      908</p>  |   |
|   |   | <b>OVERALL DIMENSIONS</b>   | <b>SEAT DIMENSIONS</b>  |
|   |   | <b>W      D      H</b>  | <b>W      D      H</b>  |
|   |   | <b>BACK DIMENSIONS</b>  | <b>W      H</b>   |
|   |   | <b>W      H</b>   | <b>W      H</b>   |
|   |   | IN 23      23      44.5   | 17      16      28.5  |
|   |   | MM 584      584      1130   | 432      406      724   |
|   |   | <b>RTA 00</b>   | 1 per carton  |
|  <p><b>6565CS</b></p> <p><b>Counter Stool w/Arms</b><br/>COM: 0.75 YD   0.69 M<br/>Unit weight: 19 LB   8.6 KG<br/>Carton weight: 23.5 LB   10.66 KG<br/>Carton volume: 17.75 FT³   0.5 MT³</p>                                | <p>Upholstered seat &amp; back.<br/>Stacks 5 high on floor.</p> | 1      2      3      4      5      6      7      8      9      10      11      12   |   |
|   |   | <p><b>6565CS</b>      509      533      553      577      615      650      685      716      754      790      839      908</p>  |   |
|   |   | <b>OVERALL DIMENSIONS</b>   | <b>SEAT DIMENSIONS</b>  |
|   |   | <b>W      D      H</b>  | <b>W      D      H</b>  |
|   |   | <b>BACK DIMENSIONS</b>  | <b>W      H</b>   |
|   |   | <b>W      H</b>   | <b>W      H</b>   |
|   |   | IN 23      22.5      38   | 17      15.5      24.5  |
|   |   | MM 584      572      965  | 432      394      622   |
|   |   | <b>RTA 00</b>   | 2 per carton (pricing and specifications are for one chair)                 |

DESCRIPTION FEATURES MODEL# STANDARD TEXTILE GRADES



**Armchair w/Casters**

COM: N/A  
Unit weight: 11.5 LB | 5.2 KG  
Carton weight: 15.75 LB | 7.14 KG  
Carton volume: 15.5 FT³ | 0.43 MT³

6573MB (mesh back)

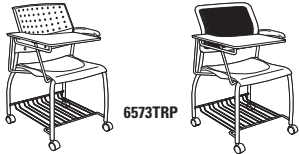
Polypropylene seat.  
Does not stack.

**Available with tablet:**  
**Specify (L) left or (R) right tablet.**  
**(Example: 6573TL or 6573TR).**

| List price |     |
|------------|-----|
| 6573       | 360 |
| 6573T      | 623 |
| 6573MB     | 416 |
| 6573TMB    | 680 |

| OVERALL DIMENSIONS |     |     | SEAT DIMENSIONS |     |     | BACK DIMENSIONS |     |
|--------------------|-----|-----|-----------------|-----|-----|-----------------|-----|
| W                  | D   | H   | W               | D   | H   | W               | H   |
| IN 23              | 22  | 33  | 17              | 16  | 18  | 17              | 15  |
| MM 584             | 559 | 838 | 432             | 406 | 457 | 432             | 381 |

**RTA 00** 2 per carton (pricing and specifications are for one chair), 1 per carton for chair w/tablet



**Armchair w/Tablet, Casters and Pack Rack**

COM: N/A  
Unit weight: 25 LB | 11.4 KG  
Carton weight: 32 LB | 14.51 KG  
Carton volume: 15.75 FT³ | 0.44 MT³

6573TRMBP (mesh back)

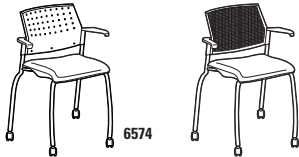
Polypropylene seat.  
Does not stack.

**Specify (L) left or (R) right tablet**  
**(Example: 6573TLP or 6573TRP).**

| List price |     |
|------------|-----|
| 6573TP     | 777 |
| 6573TMBP   | 833 |

| OVERALL DIMENSIONS |     |      | SEAT DIMENSIONS |     |      | BACK DIMENSIONS |      |
|--------------------|-----|------|-----------------|-----|------|-----------------|------|
| W                  | D   | H    | W               | D   | H    | W               | H    |
| IN 25.5            | 26  | 32.5 | 17              | 16  | 17.5 | 17              | 14.5 |
| MM 648             | 660 | 826  | 432             | 406 | 445  | 432             | 368  |

**RTA 00** 1 per carton



**Armchair w/Casters**

COM: 0.75 YD | 0.69 M  
Unit weight: 14 LB | 6.4 KG  
Carton weight: 18.25 LB | 8.28 KG  
Carton volume: 15.5 FT³ | 0.43 MT³

6574MB (mesh back)

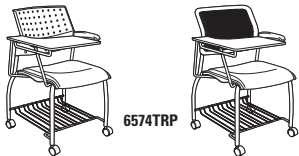
Upholstered seat.  
Does not stack.

**Available with tablet:**  
**Specify (L) left or (R) right tablet.**  
**(Example: 6574TL or 6574TR).**

|         | 1   | 2   | 3   | 4   | 5   | 6   | 7   | 8   | 9   | 10  | 11   | 12   |
|---------|-----|-----|-----|-----|-----|-----|-----|-----|-----|-----|------|------|
| 6574    | 398 | 422 | 442 | 466 | 504 | 539 | 574 | 605 | 643 | 679 | 728  | 797  |
| 6574T   | 659 | 683 | 703 | 727 | 765 | 800 | 835 | 866 | 904 | 940 | 989  | 1058 |
| 6574MB  | 454 | 478 | 498 | 522 | 560 | 595 | 630 | 661 | 699 | 735 | 784  | 853  |
| 6574TMB | 717 | 741 | 761 | 785 | 823 | 858 | 893 | 924 | 962 | 998 | 1047 | 1116 |

| OVERALL DIMENSIONS |     |     | SEAT DIMENSIONS |     |      | BACK DIMENSIONS |      |
|--------------------|-----|-----|-----------------|-----|------|-----------------|------|
| W                  | D   | H   | W               | D   | H    | W               | H    |
| IN 23              | 22  | 33  | 17              | 16  | 18.5 | 17              | 14.5 |
| MM 584             | 559 | 838 | 432             | 406 | 470  | 432             | 368  |

**RTA 00** 2 per carton (pricing and specifications are for one chair), 1 per carton for chair w/tablet



**Armchair w/Tablet, Casters and Pack Rack**

COM: 0.75 YD | 0.69 M  
Unit weight: 27 LB | 12.3 KG  
Carton weight: 34 LB | 15.42 KG  
Carton volume: 15.75 FT³ | 0.44 MT³

6574TRMBP (mesh back)

Upholstered seat.  
Does not stack.

**Specify (L) left or (R) right tablet**  
**(Example: 6574TLP or 6574TRP).**

|          | 1   | 2   | 3   | 4   | 5   | 6    | 7    | 8    | 9    | 10   | 11   | 12   |
|----------|-----|-----|-----|-----|-----|------|------|------|------|------|------|------|
| 6574TP   | 816 | 840 | 860 | 884 | 922 | 957  | 992  | 1023 | 1061 | 1097 | 1146 | 1215 |
| 6574TMBP | 872 | 896 | 916 | 940 | 978 | 1013 | 1048 | 1079 | 1117 | 1153 | 1202 | 1271 |

| OVERALL DIMENSIONS |     |      | SEAT DIMENSIONS |     |      | BACK DIMENSIONS |      |
|--------------------|-----|------|-----------------|-----|------|-----------------|------|
| W                  | D   | H    | W               | D   | H    | W               | H    |
| IN 25.5            | 26  | 32.5 | 17              | 16  | 17.5 | 17              | 14.5 |
| MM 648             | 660 | 826  | 432             | 406 | 445  | 432             | 368  |

**RTA 00** 1 per carton



**Armchair w/Casters**

COM: 0.75 YD | 0.69 M  
Unit weight: 15 LB | 6.8 KG  
Carton weight: 19.25 LB | 8.73 KG  
Carton volume: 15.5 FT³ | 0.43 MT³

Upholstered seat & back.  
Does not stack.






**Available with tablet:**  
**Specify (L) left or (R) right tablet.**  
**(Example: 6575TL or 6575TR).**

|       | 1   | 2   | 3   | 4   | 5   | 6   | 7   | 8   | 9   | 10  | 11   | 12   |
|-------|-----|-----|-----|-----|-----|-----|-----|-----|-----|-----|------|------|
| 6575  | 440 | 464 | 484 | 508 | 546 | 581 | 616 | 647 | 685 | 721 | 770  | 839  |
| 6575T | 701 | 725 | 745 | 769 | 807 | 842 | 877 | 908 | 946 | 982 | 1031 | 1100 |


| OVERALL DIMENSIONS |     |      | SEAT DIMENSIONS |      |      | BACK DIMENSIONS |     |
|--------------------|-----|------|-----------------|------|------|-----------------|-----|
| W                  | D   | H    | W               | D    | H    | W               | H   |
| IN 23              | 22  | 33.5 | 17              | 15.5 | 18.5 | 17              | 15  |
| MM 584             | 559 | 851  | 432             | 394  | 470  | 432             | 381 |


**RTA 00** 2 per carton (pricing and specifications are for one chair), 1 per carton for chair w/tablet







| DESCRIPTION  | FEATURES  | MODEL#  | STANDARD TEXTILE GRADES   |  |  |                        |     |  |                        |      |      |      |      |      |
|--|---|---|---------------------------|--|--|------------------------|-----|--|------------------------|------|------|------|------|------|
|  |   |   | 1                         | 2  | 3  | 4                      | 5   | 6  | 7                      | 8    | 9    | 10   | 11   | 12   |
|  <p><b>6575TRP</b></p> <p><b>Armchair w/Tablet, Casters and Pack Rack</b><br/>                     COM: 0.75 YD   0.69 M<br/>                     Unit weight: 28 LB   12.7 KG<br/>                     Carton weight: 35 LB   15.88 KG<br/>                     Carton volume: 15.75 FT<sup>3</sup>   0.44 MT<sup>3</sup></p>        | <p>Upholstered seat &amp; back.<br/>Does not stack.</p> <p><b>Specify (L) left or (R) right tablet.</b><br/>(Example: 6575TLP or 6575TRP).</p>                        | <b>6575TP</b>                                 | 857                       | 881  | 901  | 925                    | 963 | 998                                      | 1033                   | 1064 | 1102 | 1138 | 1187 | 1256 |
|  |   | <p><b>OVERALL DIMENSIONS</b></p> <p>W D H</p> |                           |  | <p><b>SEAT DIMENSIONS</b></p> <p>W D H</p> |                        |     | <p><b>BACK DIMENSIONS</b></p> <p>W H</p> |                        |      |      |      |      |      |
|  |   |   | IN                        | 25.5   | 26   | 32.5                   | 17  | 16                                       | 17.5                   |      | 17   | 14.5 |      |      |
|  |   |   | MM                        | 648  | 660  | 826                    | 432 | 406                                      | 445                    |      | 432  | 368  |      |      |
|  |   |   | <b>RTA 00</b>             | 1 per carton   |  |                        |     |  |                        |      |      |      |      |      |
|  <p><b>6577</b></p> <p><b>Armless Chair w/Casters</b><br/>                     COM: N/A<br/>                     Unit weight: 9.5 LB   4.3 KG<br/>                     Carton weight: 13.75 LB   6.24 KG<br/>                     Carton volume: 15.5 FT<sup>3</sup>   0.43 MT<sup>3</sup></p>  | <p>Polypropylene seat.<br/>Does not stack.</p> <p><b>Available with tablet.</b><br/><b>Specify (L) left or (R) right tablet.</b><br/>(Example: 6577TL or 6577TR).</p> | List price                                    |                           |  |  |                        |     |  |                        |      |      |      |      |      |
|  |   |   |                           | <b>6577</b>  | 303  |                        |     |  |                        |      |      |      |      |      |
|  |   | <b>6577T</b>                                  | 567                       |  |  |                        |     |  |                        |      |      |      |      |      |
|  |   | <b>6577MB</b>                                 | 360                       |  |  |                        |     |  |                        |      |      |      |      |      |
|  |   | <b>6577TMB</b>                                | 623                       |  |  |                        |     |  |                        |      |      |      |      |      |
|  |   |   | <b>OVERALL DIMENSIONS</b> |  |  | <b>SEAT DIMENSIONS</b> |     |  | <b>BACK DIMENSIONS</b> |      |      |      |      |      |
|  |   |   | W                         | D  | H  | W                      | D   | H  | W                      | H    |      |      |      |      |
|  |   |   | IN                        | 21.5   | 22   | 33                     | 17  | 16                                       | 18                     | 17   | 15   |      |      |      |
|  |   |   | MM                        | 546  | 559  | 838                    | 432 | 406                                      | 457                    | 432  | 381  |      |      |      |
|  |   |   | <b>RTA 00</b>             | 2 per carton (pricing and specifications are for one chair), 1 per carton for chair w/tablet |  |                        |     |  |                        |      |      |      |      |      |
|  <p><b>6577TRP</b></p> <p><b>Armless Chair w/Tablet, Casters and Pack Rack</b><br/>                     COM: N/A<br/>                     Unit weight: 24 LB   10.9 KG<br/>                     Carton weight: 31 LB   14.06 KG<br/>                     Carton volume: 15.75 FT<sup>3</sup>   0.44 MT<sup>3</sup></p>                | <p>Polypropylene seat.<br/>Does not stack.</p> <p><b>Specify (L) left or (R) right tablet.</b><br/>(Example: 6577TLP or 6577TRP).</p>                                 | List price                                    |                           |  |  |                        |     |  |                        |      |      |      |      |      |
|  |   |   |                           | <b>6577TP</b>  | 719  |                        |     |  |                        |      |      |      |      |      |
|  |   | <b>6577TMBP</b>                               | 776                       |  |  |                        |     |  |                        |      |      |      |      |      |
|  |   |   | <b>OVERALL DIMENSIONS</b> |  |  | <b>SEAT DIMENSIONS</b> |     |  | <b>BACK DIMENSIONS</b> |      |      |      |      |      |
|  |   |   | W                         | D  | H  | W                      | D   | H  | W                      | H    |      |      |      |      |
|  |   |   | IN                        | 24   | 26   | 32.5                   | 17  | 16                                       | 17.5                   | 17   | 14.5 |      |      |      |
|  |   |   | MM                        | 610  | 660  | 826                    | 432 | 406                                      | 445                    | 432  | 368  |      |      |      |
|  |   |   | <b>RTA 00</b>             | 1 per carton   |  |                        |     |  |                        |      |      |      |      |      |
|  <p><b>6578</b></p> <p><b>Armless Chair w/Casters</b><br/>                     COM: 0.75 YD   0.69 M<br/>                     Unit weight: 12 LB   5.5 KG<br/>                     Carton weight: 16.25 LB   7.37 KG<br/>                     Carton volume: 15.5 FT<sup>3</sup>   0.43 MT<sup>3</sup></p>                          | <p>Upholstered seat.<br/>Does not stack.</p> <p><b>Available with tablet.</b><br/><b>Specify (L) left or (R) right tablet.</b><br/>(Example: 6578TL or 6578TR).</p>   | 1   | 2                         | 3  | 4  | 5                      | 6   | 7  | 8                      | 9    | 10   | 11   | 12   |      |
|  |   |   |                           | <b>6578</b>  | 348  | 372                    | 392 | 416                                      | 454                    | 489  | 524  | 555  | 593  | 629  |
|  |   | <b>6578T</b>                                  | 608                       | 632  | 652  | 676                    | 714 | 749                                      | 784                    | 815  | 853  | 889  | 938  | 1007 |
|  |   | <b>6578MB</b>                                 | 403                       | 427  | 447  | 471                    | 509 | 544                                      | 579                    | 610  | 648  | 684  | 733  | 802  |
|  |   | <b>6578TMB</b>                                | 666                       | 690  | 710  | 734                    | 772 | 807                                      | 842                    | 873  | 911  | 947  | 996  | 1065 |
|  |   |   | <b>OVERALL DIMENSIONS</b> |  |  | <b>SEAT DIMENSIONS</b> |     |  | <b>BACK DIMENSIONS</b> |      |      |      |      |      |
|  |   |   | W                         | D  | H  | W                      | D   | H  | W                      | H    |      |      |      |      |
|  |   |   | IN                        | 21.5   | 22   | 33                     | 17  | 16                                       | 18.5                   | 17   | 14.5 |      |      |      |
|  |   |   | MM                        | 546  | 559  | 838                    | 432 | 406                                      | 470                    | 432  | 368  |      |      |      |
|  |   |   | <b>RTA 00</b>             | 2 per carton (pricing and specifications are for one chair), 1 per carton for chair w/tablet |  |                        |     |  |                        |      |      |      |      |      |
|  <p><b>6578TRP</b></p> <p><b>Armless Chair w/Tablet, Casters and Pack Rack</b><br/>                     COM: 0.75 YD   0.69 M<br/>                     Unit weight: 26 LB   11.8 KG<br/>                     Carton weight: 33 LB   14.97 KG<br/>                     Carton volume: 15.75 FT<sup>3</sup>   0.44 MT<sup>3</sup></p> | <p>Upholstered seat.<br/>Does not stack.</p> <p><b>Specify (L) left or (R) right tablet.</b><br/>(Example: 6578TL or 6578TR).</p>                                     | 1   | 2                         | 3  | 4  | 5                      | 6   | 7  | 8                      | 9    | 10   | 11   | 12   |      |
|  |   |   |                           | <b>6578TP</b>  | 766  | 790                    | 810 | 834                                      | 872                    | 907  | 942  | 973  | 1011 | 1047 |
|  |   | <b>6578TMBP</b>                               | 822                       | 846  | 866  | 890                    | 928 | 963                                      | 998                    | 1029 | 1067 | 1103 | 1152 | 1221 |
|  |   |   | <b>OVERALL DIMENSIONS</b> |  |  | <b>SEAT DIMENSIONS</b> |     |  | <b>BACK DIMENSIONS</b> |      |      |      |      |      |
|  |   |   | W                         | D  | H  | W                      | D   | H  | W                      | H    |      |      |      |      |
|  |   |   | IN                        | 24   | 26   | 32.5                   | 17  | 16                                       | 17.5                   | 17   | 14.5 |      |      |      |
|  |   |   | MM                        | 610  | 660  | 826                    | 432 | 406                                      | 445                    | 432  | 368  |      |      |      |
|  |   |   | <b>RTA 00</b>             | 1 per carton   |  |                        |     |  |                        |      |      |      |      |      |






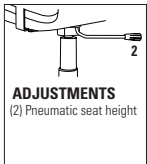




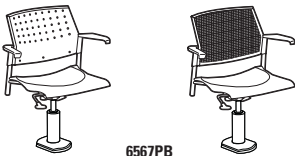
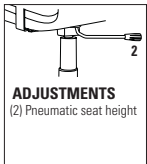
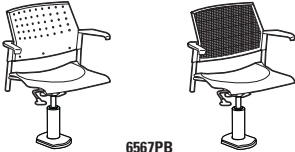
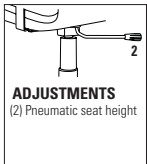
| DESCRIPTION   | FEATURES  | MODEL# | STANDARD TEXTILE GRADES |     |      |                 |      |      |                 |     |     |     |     |     |      |
|---|---|--------|-------------------------|-----|------|-----------------|------|------|-----------------|-----|-----|-----|-----|-----|------|
|   |   |        | 1                       | 2   | 3    | 4               | 5    | 6    | 7               | 8   | 9   | 10  | 11  | 12  |      |
|    | Upholstered seat & back.<br>Does not stack.   |        | <b>6579</b>             | 383 | 407  | 427             | 451  | 489  | 524             | 559 | 590 | 628 | 664 | 713 | 782  |
|   |   |        | <b>6579T</b>            | 645 | 669  | 689             | 713  | 751  | 786             | 821 | 852 | 890 | 926 | 975 | 1044 |
| <b>Armless Chair w/Casters</b><br>COM: 0.75 YD   0.69 M<br>Unit weight: 13 LB   5.9 KG<br>Carton weight: 17 LB   7.71 KG<br>Carton volume: 13.75 FT <sup>3</sup>   0.38 MT <sup>3</sup> | Available with tablet:<br>Specify (L) left or (R) right tablet.<br>(Example: 6579TL or 6579TR). | RTA 00 | OVERALL DIMENSIONS      |     |      | SEAT DIMENSIONS |      |      | BACK DIMENSIONS |     |     |     |     |     |      |
|   |   |        | W                       | D   | H    | W               | D    | H    | W               | H   |     |     |     |     |      |
|   |   |        | IN 21.5                 | 22  | 33.5 | 17              | 15.5 | 18.5 | 17              | 15  |     |     |     |     |      |
|   |   |        | MM 546                  | 559 | 851  | 432             | 394  | 470  | 432             | 381 |     |     |     |     |      |


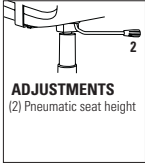


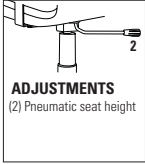
| DESCRIPTION   | FEATURES  | MODEL# | STANDARD TEXTILE GRADES |     |      |                 |     |      |                 |      |      |      |      |      |      |
|---|---|--------|-------------------------|-----|------|-----------------|-----|------|-----------------|------|------|------|------|------|------|
|   |   |        | 1                       | 2   | 3    | 4               | 5   | 6    | 7               | 8    | 9    | 10   | 11   | 12   |      |
|    | Upholstered seat & back.<br>Does not stack.   |        | <b>6579TP</b>           | 800 | 824  | 844             | 868 | 906  | 941             | 976  | 1007 | 1045 | 1081 | 1130 | 1199 |
|   |   |        |                         |     |      |                 |     |      |                 |      |      |      |      |      |      |
| <b>Armless Chair w/Tablet, Casters and Pack Rack</b><br>COM: 0.75 YD   0.69 M<br>Unit weight: 27 LB   12.3 KG<br>Carton weight: 34 LB   15.42 KG<br>Carton volume: 15.75 FT <sup>3</sup>   0.44 MT <sup>3</sup> | Available with tablet:<br>Specify (L) left or (R) right tablet.<br>(Example: 6579TLP or 6579TRP). | RTA 00 | OVERALL DIMENSIONS      |     |      | SEAT DIMENSIONS |     |      | BACK DIMENSIONS |      |      |      |      |      |      |
|   |   |        | W                       | D   | H    | W               | D   | H    | W               | H    |      |      |      |      |      |
|   |   |        | IN 24                   | 26  | 32.5 | 17              | 16  | 17.5 | 17              | 14.5 |      |      |      |      |      |
|   |   |        | MM 610                  | 660 | 826  | 432             | 406 | 445  | 432             | 368  |      |      |      |      |      |

| DESCRIPTION  | FEATURES  | MODEL# | STANDARD TEXTILE GRADES |      |      |                 |     |           |                 |     |   |    |    |    |  |
|--|---|--------|-------------------------|------|------|-----------------|-----|-----------|-----------------|-----|---|----|----|----|--|
|  |   |        | 1                       | 2    | 3    | 4               | 5   | 6         | 7               | 8   | 9 | 10 | 11 | 12 |  |
|   | Polypropylene seat.<br>Ergonomic features: C  |        | <b>6537</b>             | 388  |      |                 |     |           |                 |     |   |    |    |    |  |
|  |   |        | <b>6537T</b>            | 652  |      |                 |     |           |                 |     |   |    |    |    |  |
|   | Polypropylene seat.<br>Ergonomic features: C  |        | <b>6537MB</b>           | 444  |      |                 |     |           |                 |     |   |    |    |    |  |
|  |   |        | <b>6537MBT</b>          | 708  |      |                 |     |           |                 |     |   |    |    |    |  |
| <b>Armless LB Task</b><br>COM: N/A<br>Unit weight: 17.5 LB   8 KG<br>Carton weight: 21.5 LB   9.75 KG<br>Carton volume: 6.5 FT <sup>3</sup>   0.18 MT <sup>3</sup> | Available with tablet:<br>Specify (L) left or (R) right tablet.<br>(Example: 6537TL or 6537TR). | RTA 1  | OVERALL DIMENSIONS      |      |      | SEAT DIMENSIONS |     |           | BACK DIMENSIONS |     |   |    |    |    |  |
|  |   |        | W                       | D    | H    | W               | D   | H         | W               | H   |   |    |    |    |  |
|  |   |        | IN 20.5                 | 20.5 | 32.5 | 17              | 16  | 15.5-20.5 | 17              | 15  |   |    |    |    |  |
|  |   |        | MM 521                  | 521  | 826  | 432             | 406 | 394-521   | 432             | 381 |   |    |    |    |  |

| DESCRIPTION   | FEATURES  | MODEL# | STANDARD TEXTILE GRADES |      |     |                 |     |         |                 |     |   |    |    |    |  |
|---|---|--------|-------------------------|------|-----|-----------------|-----|---------|-----------------|-----|---|----|----|----|--|
|   |   |        | 1                       | 2    | 3   | 4               | 5   | 6       | 7               | 8   | 9 | 10 | 11 | 12 |  |
|    | Polypropylene seat.<br>Ergonomic features: C  |        | <b>6537PB</b>           | 606  |     |                 |     |         |                 |     |   |    |    |    |  |
|   |   |        | <b>6537TPB</b>          | 870  |     |                 |     |         |                 |     |   |    |    |    |  |
|    | Polypropylene seat.<br>Ergonomic features: C  |        | <b>6537MBPB</b>         | 662  |     |                 |     |         |                 |     |   |    |    |    |  |
|   |   |        | <b>6537MBTPB</b>        | 925  |     |                 |     |         |                 |     |   |    |    |    |  |
| <b>Armless LB Task Pedestal Base</b><br>COM: N/A<br>Unit weight: 20 LB   9.1 KG<br>Carton weight: 28 LB   12.7 KG<br>Carton volume: 9.75 FT <sup>3</sup>   0.27 MT <sup>3</sup> | Available with tablet:<br>Specify (L) left or (R) right tablet.<br>(Example: 6537TL or 6537TR). | RTA 2  | OVERALL DIMENSIONS      |      |     | SEAT DIMENSIONS |     |         | BACK DIMENSIONS |     |   |    |    |    |  |
|   |   |        | W                       | D    | H   | W               | D   | H       | W               | H   |   |    |    |    |  |
|   |   |        | IN 20.5                 | 20.5 | 31  | 17              | 16  | 16-18   | 17              | 15  |   |    |    |    |  |
|   |   |        | MM 521                  | 521  | 787 | 432             | 406 | 406-457 | 432             | 381 |   |    |    |    |  |

| DESCRIPTION  | FEATURES  | MODEL# | STANDARD TEXTILE GRADES |      |      |                 |     |         |                 |      |     |     |      |      |      |
|--|---|--------|-------------------------|------|------|-----------------|-----|---------|-----------------|------|-----|-----|------|------|------|
|  |   |        | 1                       | 2    | 3    | 4               | 5   | 6       | 7               | 8    | 9   | 10  | 11   | 12   |      |
|   | Upholstered seat.<br>Ergonomic features: C  |        | <b>6538</b>             | 431  | 455  | 475             | 499 | 537     | 572             | 607  | 638 | 676 | 712  | 761  | 830  |
|  |   |        | <b>6538T</b>            | 693  | 717  | 737             | 761 | 799     | 834             | 869  | 900 | 938 | 974  | 1023 | 1092 |
|   | Upholstered seat.<br>Ergonomic features: C  |        | <b>6538MB</b>           | 487  | 511  | 531             | 555 | 593     | 628             | 663  | 694 | 732 | 768  | 817  | 886  |
|  |   |        | <b>6538MBT</b>          | 748  | 772  | 792             | 816 | 854     | 889             | 924  | 955 | 993 | 1029 | 1078 | 1147 |
| <b>Armless LB Task</b><br>COM: 0.75 YD   0.69 M<br>Unit weight: 18.5 LB   8.4 KG<br>Carton weight: 22.5 LB   10.21 KG<br>Carton volume: 6.5 FT <sup>3</sup>   0.18 MT <sup>3</sup> | Available with tablet:<br>Specify (L) left or (R) right tablet.<br>(Example: 6538TL or 6538TR). | RTA 1  | OVERALL DIMENSIONS      |      |      | SEAT DIMENSIONS |     |         | BACK DIMENSIONS |      |     |     |      |      |      |
|  |   |        | W                       | D    | H    | W               | D   | H       | W               | H    |     |     |      |      |      |
|  |   |        | IN 20.5                 | 20.5 | 32.5 | 17              | 16  | 16-20   | 17              | 14.5 |     |     |      |      |      |
|  |   |        | MM 521                  | 521  | 826  | 432             | 406 | 406-508 | 432             | 368  |     |     |      |      |      |

| DESCRIPTION  | FEATURES   | MODEL#  | STANDARD TEXTILE GRADES |              |           |                 |      |      |      |      |      |      |      |            |     |     |     |     |     |     |     |     |     |     |      |      |         |     |     |     |      |      |      |      |      |      |      |      |      |                    |     |     |                 |     |     |                 |     |     |     |     |     |     |          |     |     |     |     |     |     |     |      |      |      |      |      |                    |     |         |                 |    |    |                 |           |    |    |  |  |  |                    |  |        |                 |     |     |                 |         |     |     |  |  |  |  |  |       |      |         |    |              |       |    |      |  |  |  |  |  |        |      |      |     |     |           |     |     |  |  |  |  |  |        |     |         |     |              |         |     |     |  |  |  |  |  |       |  |         |  |              |  |  |  |  |  |  |  |  |
|--|--|---|-------------------------|--------------|-----------|-----------------|------|------|------|------|------|------|------|------------|-----|-----|-----|-----|-----|-----|-----|-----|-----|-----|------|------|---------|-----|-----|-----|------|------|------|------|------|------|------|------|------|--------------------|-----|-----|-----------------|-----|-----|-----------------|-----|-----|-----|-----|-----|-----|----------|-----|-----|-----|-----|-----|-----|-----|------|------|------|------|------|--------------------|-----|---------|-----------------|----|----|-----------------|-----------|----|----|--|--|--|--------------------|--|--------|-----------------|-----|-----|-----------------|---------|-----|-----|--|--|--|--|--|-------|------|---------|----|--------------|-------|----|------|--|--|--|--|--|--------|------|------|-----|-----|-----------|-----|-----|--|--|--|--|--|--------|-----|---------|-----|--------------|---------|-----|-----|--|--|--|--|--|-------|--|---------|--|--------------|--|--|--|--|--|--|--|--|
|  |  |   | 1                       | 2            | 3         | 4               | 5    | 6    | 7    | 8    | 9    | 10   | 11   | 12         |     |     |     |     |     |     |     |     |     |     |      |      |         |     |     |     |      |      |      |      |      |      |      |      |      |                    |     |     |                 |     |     |                 |     |     |     |     |     |     |          |     |     |     |     |     |     |     |      |      |      |      |      |                    |     |         |                 |    |    |                 |           |    |    |  |  |  |                    |  |        |                 |     |     |                 |         |     |     |  |  |  |  |  |       |      |         |    |              |       |    |      |  |  |  |  |  |        |      |      |     |     |           |     |     |  |  |  |  |  |        |     |         |     |              |         |     |     |  |  |  |  |  |       |  |         |  |              |  |  |  |  |  |  |  |  |
|  <p><b>Armless LB Task</b><br/>COM: 0.75 YD   0.69 M<br/>Unit weight: 19.5 LB   8.9 KG<br/>Carton weight: 23.5 LB   10.66 KG<br/>Carton volume: 6.5 FT³   0.18 MT³</p>  |  <p><b>ADJUSTMENTS</b><br/>(2) Pneumatic seat height</p> <p>Upholstered seat &amp; back.<br/>Ergonomic features: C</p> <p><b>Available with tablet:</b><br/><b>Specify (L) left or (R) right tablet.</b><br/>(Example: 6539TL or 6539TR).</p> | <table border="1"> <tr> <td>6539</td><td>464</td><td>488</td><td>508</td><td>532</td><td>570</td><td>605</td><td>640</td><td>671</td><td>709</td><td>745</td><td>794</td><td>863</td> </tr> <tr> <td>6539T</td><td>727</td><td>751</td><td>771</td><td>795</td><td>833</td><td>868</td><td>903</td><td>934</td><td>972</td><td>1008</td><td>1057</td><td>1126</td> </tr> <tr> <th colspan="3">OVERALL DIMENSIONS</th> <th colspan="3">SEAT DIMENSIONS</th> <th colspan="3">BACK DIMENSIONS</th> <td colspan="6"></td> </tr> <tr> <th>W</th><th>D</th><th>H</th><th>W</th><th>D</th><th>H</th><th>W</th><th>H</th><td colspan="5"></td> </tr> <tr> <td>IN 20.5</td><td>20.5</td><td>33</td><td>17</td><td>15.5</td><td>16-20</td><td>17</td><td>15</td><td colspan="5"></td> </tr> <tr> <td>MM 521</td><td>521</td><td>838</td><td>432</td><td>394</td><td>406-508</td><td>432</td><td>381</td><td colspan="5"></td> </tr> <tr> <td colspan="2">RTA 1</td> <td colspan="2">courier</td> <td colspan="9">1 per carton</td> </tr> </table>   |                         |              |           |                 |      |      |      |      |      |      |      | 6539       | 464 | 488 | 508 | 532 | 570 | 605 | 640 | 671 | 709 | 745 | 794  | 863  | 6539T   | 727 | 751 | 771 | 795  | 833  | 868  | 903  | 934  | 972  | 1008 | 1057 | 1126 | OVERALL DIMENSIONS |     |     | SEAT DIMENSIONS |     |     | BACK DIMENSIONS |     |     |     |     |     |     |          |     | W   | D   | H   | W   | D   | H   | W    | H    |      |      |      |                    |     | IN 20.5 | 20.5            | 33 | 17 | 15.5            | 16-20     | 17 | 15 |  |  |  |                    |  | MM 521 | 521             | 838 | 432 | 394             | 406-508 | 432 | 381 |  |  |  |  |  | RTA 1 |      | courier |    | 1 per carton |       |    |      |  |  |  |  |  |        |      |      |     |     |           |     |     |  |  |  |  |  |        |     |         |     |              |         |     |     |  |  |  |  |  |       |  |         |  |              |  |  |  |  |  |  |  |  |
|  |  | 6539  | 464                     | 488          | 508       | 532             | 570  | 605  | 640  | 671  | 709  | 745  | 794  | 863        |     |     |     |     |     |     |     |     |     |     |      |      |         |     |     |     |      |      |      |      |      |      |      |      |      |                    |     |     |                 |     |     |                 |     |     |     |     |     |     |          |     |     |     |     |     |     |     |      |      |      |      |      |                    |     |         |                 |    |    |                 |           |    |    |  |  |  |                    |  |        |                 |     |     |                 |         |     |     |  |  |  |  |  |       |      |         |    |              |       |    |      |  |  |  |  |  |        |      |      |     |     |           |     |     |  |  |  |  |  |        |     |         |     |              |         |     |     |  |  |  |  |  |       |  |         |  |              |  |  |  |  |  |  |  |  |
| 6539T  | 727  | 751   | 771                     | 795          | 833       | 868             | 903  | 934  | 972  | 1008 | 1057 | 1126 |      |            |     |     |     |     |     |     |     |     |     |     |      |      |         |     |     |     |      |      |      |      |      |      |      |      |      |                    |     |     |                 |     |     |                 |     |     |     |     |     |     |          |     |     |     |     |     |     |     |      |      |      |      |      |                    |     |         |                 |    |    |                 |           |    |    |  |  |  |                    |  |        |                 |     |     |                 |         |     |     |  |  |  |  |  |       |      |         |    |              |       |    |      |  |  |  |  |  |        |      |      |     |     |           |     |     |  |  |  |  |  |        |     |         |     |              |         |     |     |  |  |  |  |  |       |  |         |  |              |  |  |  |  |  |  |  |  |
| OVERALL DIMENSIONS   |  |   | SEAT DIMENSIONS         |              |           | BACK DIMENSIONS |      |      |      |      |      |      |      |            |     |     |     |     |     |     |     |     |     |     |      |      |         |     |     |     |      |      |      |      |      |      |      |      |      |                    |     |     |                 |     |     |                 |     |     |     |     |     |     |          |     |     |     |     |     |     |     |      |      |      |      |      |                    |     |         |                 |    |    |                 |           |    |    |  |  |  |                    |  |        |                 |     |     |                 |         |     |     |  |  |  |  |  |       |      |         |    |              |       |    |      |  |  |  |  |  |        |      |      |     |     |           |     |     |  |  |  |  |  |        |     |         |     |              |         |     |     |  |  |  |  |  |       |  |         |  |              |  |  |  |  |  |  |  |  |
| W  | D  | H   | W                       | D            | H         | W               | H    |      |      |      |      |      |      |            |     |     |     |     |     |     |     |     |     |     |      |      |         |     |     |     |      |      |      |      |      |      |      |      |      |                    |     |     |                 |     |     |                 |     |     |     |     |     |     |          |     |     |     |     |     |     |     |      |      |      |      |      |                    |     |         |                 |    |    |                 |           |    |    |  |  |  |                    |  |        |                 |     |     |                 |         |     |     |  |  |  |  |  |       |      |         |    |              |       |    |      |  |  |  |  |  |        |      |      |     |     |           |     |     |  |  |  |  |  |        |     |         |     |              |         |     |     |  |  |  |  |  |       |  |         |  |              |  |  |  |  |  |  |  |  |
| IN 20.5  | 20.5   | 33  | 17                      | 15.5         | 16-20     | 17              | 15   |      |      |      |      |      |      |            |     |     |     |     |     |     |     |     |     |     |      |      |         |     |     |     |      |      |      |      |      |      |      |      |      |                    |     |     |                 |     |     |                 |     |     |     |     |     |     |          |     |     |     |     |     |     |     |      |      |      |      |      |                    |     |         |                 |    |    |                 |           |    |    |  |  |  |                    |  |        |                 |     |     |                 |         |     |     |  |  |  |  |  |       |      |         |    |              |       |    |      |  |  |  |  |  |        |      |      |     |     |           |     |     |  |  |  |  |  |        |     |         |     |              |         |     |     |  |  |  |  |  |       |  |         |  |              |  |  |  |  |  |  |  |  |
| MM 521   | 521  | 838   | 432                     | 394          | 406-508   | 432             | 381  |      |      |      |      |      |      |            |     |     |     |     |     |     |     |     |     |     |      |      |         |     |     |     |      |      |      |      |      |      |      |      |      |                    |     |     |                 |     |     |                 |     |     |     |     |     |     |          |     |     |     |     |     |     |     |      |      |      |      |      |                    |     |         |                 |    |    |                 |           |    |    |  |  |  |                    |  |        |                 |     |     |                 |         |     |     |  |  |  |  |  |       |      |         |    |              |       |    |      |  |  |  |  |  |        |      |      |     |     |           |     |     |  |  |  |  |  |        |     |         |     |              |         |     |     |  |  |  |  |  |       |  |         |  |              |  |  |  |  |  |  |  |  |
| RTA 1  |  | courier   |                         | 1 per carton |           |                 |      |      |      |      |      |      |      |            |     |     |     |     |     |     |     |     |     |     |      |      |         |     |     |     |      |      |      |      |      |      |      |      |      |                    |     |     |                 |     |     |                 |     |     |     |     |     |     |          |     |     |     |     |     |     |     |      |      |      |      |      |                    |     |         |                 |    |    |                 |           |    |    |  |  |  |                    |  |        |                 |     |     |                 |         |     |     |  |  |  |  |  |       |      |         |    |              |       |    |      |  |  |  |  |  |        |      |      |     |     |           |     |     |  |  |  |  |  |        |     |         |     |              |         |     |     |  |  |  |  |  |       |  |         |  |              |  |  |  |  |  |  |  |  |
|  <p><b>Armless LB Task Pedestal Base</b><br/>COM: 0.75 YD   0.69 M<br/>Unit weight: 22 LB   10 KG<br/>Carton weight: 30 LB   13.61 KG<br/>Carton volume: 9.75 FT³   0.27 MT³</p>                              |  <p><b>ADJUSTMENTS</b><br/>(2) Pneumatic seat height</p> <p>Upholstered seat &amp; back.<br/>Ergonomic features: C</p> <p><b>Available with tablet:</b><br/><b>Specify (L) left or (R) right tablet.</b><br/>(Example: 6539TL or 6539TR).</p> | <table border="1"> <tr> <td>6539PB</td><td>682</td><td>706</td><td>726</td><td>750</td><td>788</td><td>823</td><td>858</td><td>889</td><td>927</td><td>963</td><td>1012</td><td>1081</td> </tr> <tr> <td>6539TPB</td><td>945</td><td>969</td><td>989</td><td>1013</td><td>1051</td><td>1086</td><td>1121</td><td>1152</td><td>1190</td><td>1226</td><td>1275</td><td>1344</td> </tr> <tr> <th colspan="3">OVERALL DIMENSIONS</th> <th colspan="3">SEAT DIMENSIONS</th> <th colspan="3">BACK DIMENSIONS</th> <td colspan="6"></td> </tr> <tr> <th>W</th><th>D</th><th>H</th><th>W</th><th>D</th><th>H</th><th>W</th><th>H</th><td colspan="5"></td> </tr> <tr> <td>IN 20.5</td><td>20.5</td><td>31</td><td>17</td><td>15.5</td><td>16.5-18.5</td><td>17</td><td>15</td><td colspan="5"></td> </tr> <tr> <td>MM 521</td><td>521</td><td>787</td><td>432</td><td>394</td><td>419-470</td><td>432</td><td>381</td><td colspan="5"></td> </tr> <tr> <td colspan="2">RTA 2</td> <td colspan="2">courier</td> <td colspan="9">1 per carton</td> </tr> </table>   |                         |              |           |                 |      |      |      |      |      |      |      | 6539PB     | 682 | 706 | 726 | 750 | 788 | 823 | 858 | 889 | 927 | 963 | 1012 | 1081 | 6539TPB | 945 | 969 | 989 | 1013 | 1051 | 1086 | 1121 | 1152 | 1190 | 1226 | 1275 | 1344 | OVERALL DIMENSIONS |     |     | SEAT DIMENSIONS |     |     | BACK DIMENSIONS |     |     |     |     |     |     |          |     | W   | D   | H   | W   | D   | H   | W    | H    |      |      |      |                    |     | IN 20.5 | 20.5            | 31 | 17 | 15.5            | 16.5-18.5 | 17 | 15 |  |  |  |                    |  | MM 521 | 521             | 787 | 432 | 394             | 419-470 | 432 | 381 |  |  |  |  |  | RTA 2 |      | courier |    | 1 per carton |       |    |      |  |  |  |  |  |        |      |      |     |     |           |     |     |  |  |  |  |  |        |     |         |     |              |         |     |     |  |  |  |  |  |       |  |         |  |              |  |  |  |  |  |  |  |  |
|  |  | 6539PB  | 682                     | 706          | 726       | 750             | 788  | 823  | 858  | 889  | 927  | 963  | 1012 | 1081       |     |     |     |     |     |     |     |     |     |     |      |      |         |     |     |     |      |      |      |      |      |      |      |      |      |                    |     |     |                 |     |     |                 |     |     |     |     |     |     |          |     |     |     |     |     |     |     |      |      |      |      |      |                    |     |         |                 |    |    |                 |           |    |    |  |  |  |                    |  |        |                 |     |     |                 |         |     |     |  |  |  |  |  |       |      |         |    |              |       |    |      |  |  |  |  |  |        |      |      |     |     |           |     |     |  |  |  |  |  |        |     |         |     |              |         |     |     |  |  |  |  |  |       |  |         |  |              |  |  |  |  |  |  |  |  |
| 6539TPB  | 945  | 969   | 989                     | 1013         | 1051      | 1086            | 1121 | 1152 | 1190 | 1226 | 1275 | 1344 |      |            |     |     |     |     |     |     |     |     |     |     |      |      |         |     |     |     |      |      |      |      |      |      |      |      |      |                    |     |     |                 |     |     |                 |     |     |     |     |     |     |          |     |     |     |     |     |     |     |      |      |      |      |      |                    |     |         |                 |    |    |                 |           |    |    |  |  |  |                    |  |        |                 |     |     |                 |         |     |     |  |  |  |  |  |       |      |         |    |              |       |    |      |  |  |  |  |  |        |      |      |     |     |           |     |     |  |  |  |  |  |        |     |         |     |              |         |     |     |  |  |  |  |  |       |  |         |  |              |  |  |  |  |  |  |  |  |
| OVERALL DIMENSIONS   |  |   | SEAT DIMENSIONS         |              |           | BACK DIMENSIONS |      |      |      |      |      |      |      |            |     |     |     |     |     |     |     |     |     |     |      |      |         |     |     |     |      |      |      |      |      |      |      |      |      |                    |     |     |                 |     |     |                 |     |     |     |     |     |     |          |     |     |     |     |     |     |     |      |      |      |      |      |                    |     |         |                 |    |    |                 |           |    |    |  |  |  |                    |  |        |                 |     |     |                 |         |     |     |  |  |  |  |  |       |      |         |    |              |       |    |      |  |  |  |  |  |        |      |      |     |     |           |     |     |  |  |  |  |  |        |     |         |     |              |         |     |     |  |  |  |  |  |       |  |         |  |              |  |  |  |  |  |  |  |  |
| W  | D  | H   | W                       | D            | H         | W               | H    |      |      |      |      |      |      |            |     |     |     |     |     |     |     |     |     |     |      |      |         |     |     |     |      |      |      |      |      |      |      |      |      |                    |     |     |                 |     |     |                 |     |     |     |     |     |     |          |     |     |     |     |     |     |     |      |      |      |      |      |                    |     |         |                 |    |    |                 |           |    |    |  |  |  |                    |  |        |                 |     |     |                 |         |     |     |  |  |  |  |  |       |      |         |    |              |       |    |      |  |  |  |  |  |        |      |      |     |     |           |     |     |  |  |  |  |  |        |     |         |     |              |         |     |     |  |  |  |  |  |       |  |         |  |              |  |  |  |  |  |  |  |  |
| IN 20.5  | 20.5   | 31  | 17                      | 15.5         | 16.5-18.5 | 17              | 15   |      |      |      |      |      |      |            |     |     |     |     |     |     |     |     |     |     |      |      |         |     |     |     |      |      |      |      |      |      |      |      |      |                    |     |     |                 |     |     |                 |     |     |     |     |     |     |          |     |     |     |     |     |     |     |      |      |      |      |      |                    |     |         |                 |    |    |                 |           |    |    |  |  |  |                    |  |        |                 |     |     |                 |         |     |     |  |  |  |  |  |       |      |         |    |              |       |    |      |  |  |  |  |  |        |      |      |     |     |           |     |     |  |  |  |  |  |        |     |         |     |              |         |     |     |  |  |  |  |  |       |  |         |  |              |  |  |  |  |  |  |  |  |
| MM 521   | 521  | 787   | 432                     | 394          | 419-470   | 432             | 381  |      |      |      |      |      |      |            |     |     |     |     |     |     |     |     |     |     |      |      |         |     |     |     |      |      |      |      |      |      |      |      |      |                    |     |     |                 |     |     |                 |     |     |     |     |     |     |          |     |     |     |     |     |     |     |      |      |      |      |      |                    |     |         |                 |    |    |                 |           |    |    |  |  |  |                    |  |        |                 |     |     |                 |         |     |     |  |  |  |  |  |       |      |         |    |              |       |    |      |  |  |  |  |  |        |      |      |     |     |           |     |     |  |  |  |  |  |        |     |         |     |              |         |     |     |  |  |  |  |  |       |  |         |  |              |  |  |  |  |  |  |  |  |
| RTA 2  |  | courier   |                         | 1 per carton |           |                 |      |      |      |      |      |      |      |            |     |     |     |     |     |     |     |     |     |     |      |      |         |     |     |     |      |      |      |      |      |      |      |      |      |                    |     |     |                 |     |     |                 |     |     |     |     |     |     |          |     |     |     |     |     |     |     |      |      |      |      |      |                    |     |         |                 |    |    |                 |           |    |    |  |  |  |                    |  |        |                 |     |     |                 |         |     |     |  |  |  |  |  |       |      |         |    |              |       |    |      |  |  |  |  |  |        |      |      |     |     |           |     |     |  |  |  |  |  |        |     |         |     |              |         |     |     |  |  |  |  |  |       |  |         |  |              |  |  |  |  |  |  |  |  |
|  <p>6567      6567MB (mesh back)</p> <p><b>LB Task w/Arms</b><br/>COM: N/A<br/>Unit weight: 19 LB   8.6 KG<br/>Carton weight: 23 LB   10.43 KG<br/>Carton volume: 6.5 FT³   0.18 MT³</p>                      |  <p><b>ADJUSTMENTS</b><br/>(2) Pneumatic seat height</p> <p>Polypropylene seat.<br/>Ergonomic features: C</p> <p><b>Available with tablet:</b><br/><b>Specify (L) left or (R) right tablet.</b><br/>(Example: 657TL or 6567TR).</p>           | <table border="1"> <tr> <td colspan="13">List price</td> </tr> <tr> <td>6567</td><td>442</td><td colspan="11"></td> </tr> <tr> <td>6567T</td><td>706</td><td colspan="11"></td> </tr> <tr> <td>6567MB</td><td>498</td><td colspan="11"></td> </tr> <tr> <td>6567MBT</td><td>761</td><td colspan="11"></td> </tr> <tr> <th colspan="3">OVERALL DIMENSIONS</th> <th colspan="3">SEAT DIMENSIONS</th> <th colspan="3">BACK DIMENSIONS</th> <td colspan="6"></td> </tr> <tr> <th>W</th><th>D</th><th>H</th><th>W</th><th>D</th><th>H</th><th>W</th><th>H</th><td colspan="5"></td> </tr> <tr> <td>IN 23</td><td>20.5</td><td>32.5</td><td>17</td><td>16</td><td>15.5-20.5</td><td>17</td><td>15</td><td colspan="5"></td> </tr> <tr> <td>MM 584</td><td>521</td><td>826</td><td>432</td><td>406</td><td>394-521</td><td>432</td><td>381</td><td colspan="5"></td> </tr> <tr> <td colspan="2">RTA 1</td> <td colspan="2">courier</td> <td colspan="9">1 per carton</td> </tr> </table>   |                         |              |           |                 |      |      |      |      |      |      |      | List price |     |     |     |     |     |     |     |     |     |     |      |      | 6567    | 442 |     |     |      |      |      |      |      |      |      |      |      | 6567T              | 706 |     |                 |     |     |                 |     |     |     |     |     |     | 6567MB   | 498 |     |     |     |     |     |     |      |      |      |      |      | 6567MBT            | 761 |         |                 |    |    |                 |           |    |    |  |  |  | OVERALL DIMENSIONS |  |        | SEAT DIMENSIONS |     |     | BACK DIMENSIONS |         |     |     |  |  |  |  |  | W     | D    | H       | W  | D            | H     | W  | H    |  |  |  |  |  | IN 23  | 20.5 | 32.5 | 17  | 16  | 15.5-20.5 | 17  | 15  |  |  |  |  |  | MM 584 | 521 | 826     | 432 | 406          | 394-521 | 432 | 381 |  |  |  |  |  | RTA 1 |  | courier |  | 1 per carton |  |  |  |  |  |  |  |  |
|  |  | List price  |                         |              |           |                 |      |      |      |      |      |      |      |            |     |     |     |     |     |     |     |     |     |     |      |      |         |     |     |     |      |      |      |      |      |      |      |      |      |                    |     |     |                 |     |     |                 |     |     |     |     |     |     |          |     |     |     |     |     |     |     |      |      |      |      |      |                    |     |         |                 |    |    |                 |           |    |    |  |  |  |                    |  |        |                 |     |     |                 |         |     |     |  |  |  |  |  |       |      |         |    |              |       |    |      |  |  |  |  |  |        |      |      |     |     |           |     |     |  |  |  |  |  |        |     |         |     |              |         |     |     |  |  |  |  |  |       |  |         |  |              |  |  |  |  |  |  |  |  |
| 6567   | 442  |   |                         |              |           |                 |      |      |      |      |      |      |      |            |     |     |     |     |     |     |     |     |     |     |      |      |         |     |     |     |      |      |      |      |      |      |      |      |      |                    |     |     |                 |     |     |                 |     |     |     |     |     |     |          |     |     |     |     |     |     |     |      |      |      |      |      |                    |     |         |                 |    |    |                 |           |    |    |  |  |  |                    |  |        |                 |     |     |                 |         |     |     |  |  |  |  |  |       |      |         |    |              |       |    |      |  |  |  |  |  |        |      |      |     |     |           |     |     |  |  |  |  |  |        |     |         |     |              |         |     |     |  |  |  |  |  |       |  |         |  |              |  |  |  |  |  |  |  |  |
| 6567T  | 706  |   |                         |              |           |                 |      |      |      |      |      |      |      |            |     |     |     |     |     |     |     |     |     |     |      |      |         |     |     |     |      |      |      |      |      |      |      |      |      |                    |     |     |                 |     |     |                 |     |     |     |     |     |     |          |     |     |     |     |     |     |     |      |      |      |      |      |                    |     |         |                 |    |    |                 |           |    |    |  |  |  |                    |  |        |                 |     |     |                 |         |     |     |  |  |  |  |  |       |      |         |    |              |       |    |      |  |  |  |  |  |        |      |      |     |     |           |     |     |  |  |  |  |  |        |     |         |     |              |         |     |     |  |  |  |  |  |       |  |         |  |              |  |  |  |  |  |  |  |  |
| 6567MB   | 498  |   |                         |              |           |                 |      |      |      |      |      |      |      |            |     |     |     |     |     |     |     |     |     |     |      |      |         |     |     |     |      |      |      |      |      |      |      |      |      |                    |     |     |                 |     |     |                 |     |     |     |     |     |     |          |     |     |     |     |     |     |     |      |      |      |      |      |                    |     |         |                 |    |    |                 |           |    |    |  |  |  |                    |  |        |                 |     |     |                 |         |     |     |  |  |  |  |  |       |      |         |    |              |       |    |      |  |  |  |  |  |        |      |      |     |     |           |     |     |  |  |  |  |  |        |     |         |     |              |         |     |     |  |  |  |  |  |       |  |         |  |              |  |  |  |  |  |  |  |  |
| 6567MBT  | 761  |   |                         |              |           |                 |      |      |      |      |      |      |      |            |     |     |     |     |     |     |     |     |     |     |      |      |         |     |     |     |      |      |      |      |      |      |      |      |      |                    |     |     |                 |     |     |                 |     |     |     |     |     |     |          |     |     |     |     |     |     |     |      |      |      |      |      |                    |     |         |                 |    |    |                 |           |    |    |  |  |  |                    |  |        |                 |     |     |                 |         |     |     |  |  |  |  |  |       |      |         |    |              |       |    |      |  |  |  |  |  |        |      |      |     |     |           |     |     |  |  |  |  |  |        |     |         |     |              |         |     |     |  |  |  |  |  |       |  |         |  |              |  |  |  |  |  |  |  |  |
| OVERALL DIMENSIONS   |  |   | SEAT DIMENSIONS         |              |           | BACK DIMENSIONS |      |      |      |      |      |      |      |            |     |     |     |     |     |     |     |     |     |     |      |      |         |     |     |     |      |      |      |      |      |      |      |      |      |                    |     |     |                 |     |     |                 |     |     |     |     |     |     |          |     |     |     |     |     |     |     |      |      |      |      |      |                    |     |         |                 |    |    |                 |           |    |    |  |  |  |                    |  |        |                 |     |     |                 |         |     |     |  |  |  |  |  |       |      |         |    |              |       |    |      |  |  |  |  |  |        |      |      |     |     |           |     |     |  |  |  |  |  |        |     |         |     |              |         |     |     |  |  |  |  |  |       |  |         |  |              |  |  |  |  |  |  |  |  |
| W  | D  | H   | W                       | D            | H         | W               | H    |      |      |      |      |      |      |            |     |     |     |     |     |     |     |     |     |     |      |      |         |     |     |     |      |      |      |      |      |      |      |      |      |                    |     |     |                 |     |     |                 |     |     |     |     |     |     |          |     |     |     |     |     |     |     |      |      |      |      |      |                    |     |         |                 |    |    |                 |           |    |    |  |  |  |                    |  |        |                 |     |     |                 |         |     |     |  |  |  |  |  |       |      |         |    |              |       |    |      |  |  |  |  |  |        |      |      |     |     |           |     |     |  |  |  |  |  |        |     |         |     |              |         |     |     |  |  |  |  |  |       |  |         |  |              |  |  |  |  |  |  |  |  |
| IN 23  | 20.5   | 32.5  | 17                      | 16           | 15.5-20.5 | 17              | 15   |      |      |      |      |      |      |            |     |     |     |     |     |     |     |     |     |     |      |      |         |     |     |     |      |      |      |      |      |      |      |      |      |                    |     |     |                 |     |     |                 |     |     |     |     |     |     |          |     |     |     |     |     |     |     |      |      |      |      |      |                    |     |         |                 |    |    |                 |           |    |    |  |  |  |                    |  |        |                 |     |     |                 |         |     |     |  |  |  |  |  |       |      |         |    |              |       |    |      |  |  |  |  |  |        |      |      |     |     |           |     |     |  |  |  |  |  |        |     |         |     |              |         |     |     |  |  |  |  |  |       |  |         |  |              |  |  |  |  |  |  |  |  |
| MM 584   | 521  | 826   | 432                     | 406          | 394-521   | 432             | 381  |      |      |      |      |      |      |            |     |     |     |     |     |     |     |     |     |     |      |      |         |     |     |     |      |      |      |      |      |      |      |      |      |                    |     |     |                 |     |     |                 |     |     |     |     |     |     |          |     |     |     |     |     |     |     |      |      |      |      |      |                    |     |         |                 |    |    |                 |           |    |    |  |  |  |                    |  |        |                 |     |     |                 |         |     |     |  |  |  |  |  |       |      |         |    |              |       |    |      |  |  |  |  |  |        |      |      |     |     |           |     |     |  |  |  |  |  |        |     |         |     |              |         |     |     |  |  |  |  |  |       |  |         |  |              |  |  |  |  |  |  |  |  |
| RTA 1  |  | courier   |                         | 1 per carton |           |                 |      |      |      |      |      |      |      |            |     |     |     |     |     |     |     |     |     |     |      |      |         |     |     |     |      |      |      |      |      |      |      |      |      |                    |     |     |                 |     |     |                 |     |     |     |     |     |     |          |     |     |     |     |     |     |     |      |      |      |      |      |                    |     |         |                 |    |    |                 |           |    |    |  |  |  |                    |  |        |                 |     |     |                 |         |     |     |  |  |  |  |  |       |      |         |    |              |       |    |      |  |  |  |  |  |        |      |      |     |     |           |     |     |  |  |  |  |  |        |     |         |     |              |         |     |     |  |  |  |  |  |       |  |         |  |              |  |  |  |  |  |  |  |  |
|  <p>6567PB      6567MBPB (mesh back)</p> <p><b>LB Task w/Arms Pedestal Base</b><br/>COM: N/A<br/>Unit weight: 21 LB   9.5 KG<br/>Carton weight: 29 LB   13.15 KG<br/>Carton volume: 9.75 FT³   0.27 MT³</p> |  <p><b>ADJUSTMENTS</b><br/>(2) Pneumatic seat height</p> <p>Polypropylene seat.<br/>Ergonomic features: C</p> <p><b>Available with tablet:</b><br/><b>Specify (L) left or (R) right tablet.</b><br/>(Example: 657TL or 6567TR).</p>         | <table border="1"> <tr> <td colspan="13">List price</td> </tr> <tr> <td>6567PB</td><td>659</td><td colspan="11"></td> </tr> <tr> <td>6567TPB</td><td>922</td><td colspan="11"></td> </tr> <tr> <td>6567MBPB</td><td>715</td><td colspan="11"></td> </tr> <tr> <td>6567MBTPB</td><td>978</td><td colspan="11"></td> </tr> <tr> <th colspan="3">OVERALL DIMENSIONS</th> <th colspan="3">SEAT DIMENSIONS</th> <th colspan="3">BACK DIMENSIONS</th> <td colspan="6"></td> </tr> <tr> <th>W</th><th>D</th><th>H</th><th>W</th><th>D</th><th>H</th><th>W</th><th>H</th><td colspan="5"></td> </tr> <tr> <td>IN 23</td><td>20.5</td><td>31</td><td>17</td><td>16</td><td>16-18</td><td>17</td><td>15</td><td colspan="5"></td> </tr> <tr> <td>MM 584</td><td>521</td><td>787</td><td>432</td><td>406</td><td>406-457</td><td>432</td><td>381</td><td colspan="5"></td> </tr> <tr> <td colspan="2">RTA 2</td> <td colspan="2">courier</td> <td colspan="9">1 per carton</td> </tr> </table>   |                         |              |           |                 |      |      |      |      |      |      |      | List price |     |     |     |     |     |     |     |     |     |     |      |      | 6567PB  | 659 |     |     |      |      |      |      |      |      |      |      |      | 6567TPB            | 922 |     |                 |     |     |                 |     |     |     |     |     |     | 6567MBPB | 715 |     |     |     |     |     |     |      |      |      |      |      | 6567MBTPB          | 978 |         |                 |    |    |                 |           |    |    |  |  |  | OVERALL DIMENSIONS |  |        | SEAT DIMENSIONS |     |     | BACK DIMENSIONS |         |     |     |  |  |  |  |  | W     | D    | H       | W  | D            | H     | W  | H    |  |  |  |  |  | IN 23  | 20.5 | 31   | 17  | 16  | 16-18     | 17  | 15  |  |  |  |  |  | MM 584 | 521 | 787     | 432 | 406          | 406-457 | 432 | 381 |  |  |  |  |  | RTA 2 |  | courier |  | 1 per carton |  |  |  |  |  |  |  |  |
|  |  | List price  |                         |              |           |                 |      |      |      |      |      |      |      |            |     |     |     |     |     |     |     |     |     |     |      |      |         |     |     |     |      |      |      |      |      |      |      |      |      |                    |     |     |                 |     |     |                 |     |     |     |     |     |     |          |     |     |     |     |     |     |     |      |      |      |      |      |                    |     |         |                 |    |    |                 |           |    |    |  |  |  |                    |  |        |                 |     |     |                 |         |     |     |  |  |  |  |  |       |      |         |    |              |       |    |      |  |  |  |  |  |        |      |      |     |     |           |     |     |  |  |  |  |  |        |     |         |     |              |         |     |     |  |  |  |  |  |       |  |         |  |              |  |  |  |  |  |  |  |  |
| 6567PB   | 659  |   |                         |              |           |                 |      |      |      |      |      |      |      |            |     |     |     |     |     |     |     |     |     |     |      |      |         |     |     |     |      |      |      |      |      |      |      |      |      |                    |     |     |                 |     |     |                 |     |     |     |     |     |     |          |     |     |     |     |     |     |     |      |      |      |      |      |                    |     |         |                 |    |    |                 |           |    |    |  |  |  |                    |  |        |                 |     |     |                 |         |     |     |  |  |  |  |  |       |      |         |    |              |       |    |      |  |  |  |  |  |        |      |      |     |     |           |     |     |  |  |  |  |  |        |     |         |     |              |         |     |     |  |  |  |  |  |       |  |         |  |              |  |  |  |  |  |  |  |  |
| 6567TPB  | 922  |   |                         |              |           |                 |      |      |      |      |      |      |      |            |     |     |     |     |     |     |     |     |     |     |      |      |         |     |     |     |      |      |      |      |      |      |      |      |      |                    |     |     |                 |     |     |                 |     |     |     |     |     |     |          |     |     |     |     |     |     |     |      |      |      |      |      |                    |     |         |                 |    |    |                 |           |    |    |  |  |  |                    |  |        |                 |     |     |                 |         |     |     |  |  |  |  |  |       |      |         |    |              |       |    |      |  |  |  |  |  |        |      |      |     |     |           |     |     |  |  |  |  |  |        |     |         |     |              |         |     |     |  |  |  |  |  |       |  |         |  |              |  |  |  |  |  |  |  |  |
| 6567MBPB   | 715  |   |                         |              |           |                 |      |      |      |      |      |      |      |            |     |     |     |     |     |     |     |     |     |     |      |      |         |     |     |     |      |      |      |      |      |      |      |      |      |                    |     |     |                 |     |     |                 |     |     |     |     |     |     |          |     |     |     |     |     |     |     |      |      |      |      |      |                    |     |         |                 |    |    |                 |           |    |    |  |  |  |                    |  |        |                 |     |     |                 |         |     |     |  |  |  |  |  |       |      |         |    |              |       |    |      |  |  |  |  |  |        |      |      |     |     |           |     |     |  |  |  |  |  |        |     |         |     |              |         |     |     |  |  |  |  |  |       |  |         |  |              |  |  |  |  |  |  |  |  |
| 6567MBTPB  | 978  |   |                         |              |           |                 |      |      |      |      |      |      |      |            |     |     |     |     |     |     |     |     |     |     |      |      |         |     |     |     |      |      |      |      |      |      |      |      |      |                    |     |     |                 |     |     |                 |     |     |     |     |     |     |          |     |     |     |     |     |     |     |      |      |      |      |      |                    |     |         |                 |    |    |                 |           |    |    |  |  |  |                    |  |        |                 |     |     |                 |         |     |     |  |  |  |  |  |       |      |         |    |              |       |    |      |  |  |  |  |  |        |      |      |     |     |           |     |     |  |  |  |  |  |        |     |         |     |              |         |     |     |  |  |  |  |  |       |  |         |  |              |  |  |  |  |  |  |  |  |
| OVERALL DIMENSIONS   |  |   | SEAT DIMENSIONS         |              |           | BACK DIMENSIONS |      |      |      |      |      |      |      |            |     |     |     |     |     |     |     |     |     |     |      |      |         |     |     |     |      |      |      |      |      |      |      |      |      |                    |     |     |                 |     |     |                 |     |     |     |     |     |     |          |     |     |     |     |     |     |     |      |      |      |      |      |                    |     |         |                 |    |    |                 |           |    |    |  |  |  |                    |  |        |                 |     |     |                 |         |     |     |  |  |  |  |  |       |      |         |    |              |       |    |      |  |  |  |  |  |        |      |      |     |     |           |     |     |  |  |  |  |  |        |     |         |     |              |         |     |     |  |  |  |  |  |       |  |         |  |              |  |  |  |  |  |  |  |  |
| W  | D  | H   | W                       | D            | H         | W               | H    |      |      |      |      |      |      |            |     |     |     |     |     |     |     |     |     |     |      |      |         |     |     |     |      |      |      |      |      |      |      |      |      |                    |     |     |                 |     |     |                 |     |     |     |     |     |     |          |     |     |     |     |     |     |     |      |      |      |      |      |                    |     |         |                 |    |    |                 |           |    |    |  |  |  |                    |  |        |                 |     |     |                 |         |     |     |  |  |  |  |  |       |      |         |    |              |       |    |      |  |  |  |  |  |        |      |      |     |     |           |     |     |  |  |  |  |  |        |     |         |     |              |         |     |     |  |  |  |  |  |       |  |         |  |              |  |  |  |  |  |  |  |  |
| IN 23  | 20.5   | 31  | 17                      | 16           | 16-18     | 17              | 15   |      |      |      |      |      |      |            |     |     |     |     |     |     |     |     |     |     |      |      |         |     |     |     |      |      |      |      |      |      |      |      |      |                    |     |     |                 |     |     |                 |     |     |     |     |     |     |          |     |     |     |     |     |     |     |      |      |      |      |      |                    |     |         |                 |    |    |                 |           |    |    |  |  |  |                    |  |        |                 |     |     |                 |         |     |     |  |  |  |  |  |       |      |         |    |              |       |    |      |  |  |  |  |  |        |      |      |     |     |           |     |     |  |  |  |  |  |        |     |         |     |              |         |     |     |  |  |  |  |  |       |  |         |  |              |  |  |  |  |  |  |  |  |
| MM 584   | 521  | 787   | 432                     | 406          | 406-457   | 432             | 381  |      |      |      |      |      |      |            |     |     |     |     |     |     |     |     |     |     |      |      |         |     |     |     |      |      |      |      |      |      |      |      |      |                    |     |     |                 |     |     |                 |     |     |     |     |     |     |          |     |     |     |     |     |     |     |      |      |      |      |      |                    |     |         |                 |    |    |                 |           |    |    |  |  |  |                    |  |        |                 |     |     |                 |         |     |     |  |  |  |  |  |       |      |         |    |              |       |    |      |  |  |  |  |  |        |      |      |     |     |           |     |     |  |  |  |  |  |        |     |         |     |              |         |     |     |  |  |  |  |  |       |  |         |  |              |  |  |  |  |  |  |  |  |
| RTA 2  |  | courier   |                         | 1 per carton |           |                 |      |      |      |      |      |      |      |            |     |     |     |     |     |     |     |     |     |     |      |      |         |     |     |     |      |      |      |      |      |      |      |      |      |                    |     |     |                 |     |     |                 |     |     |     |     |     |     |          |     |     |     |     |     |     |     |      |      |      |      |      |                    |     |         |                 |    |    |                 |           |    |    |  |  |  |                    |  |        |                 |     |     |                 |         |     |     |  |  |  |  |  |       |      |         |    |              |       |    |      |  |  |  |  |  |        |      |      |     |     |           |     |     |  |  |  |  |  |        |     |         |     |              |         |     |     |  |  |  |  |  |       |  |         |  |              |  |  |  |  |  |  |  |  |
|  <p>6568      6568MB (mesh back)</p> <p><b>LB Task w/Arms</b><br/>COM: 0.75 YD   0.69 M<br/>Unit weight: 20 LB   9.1 KG<br/>Carton weight: 24 LB   10.89 KG<br/>Carton volume: 6.5 FT³   0.18 MT³</p>       |  <p><b>ADJUSTMENTS</b><br/>(2) Pneumatic seat height</p> <p>Upholstered seat.<br/>Ergonomic features: C</p> <p><b>Available with tablet:</b><br/><b>Specify (L) left or (R) right tablet.</b><br/>(Example: 6568TL or 6568TR).</p>          | <table border="1"> <tr> <td>6568</td><td>485</td><td>509</td><td>529</td><td>553</td><td>591</td><td>626</td><td>661</td><td>692</td><td>730</td><td>766</td><td>815</td><td>884</td> </tr> <tr> <td>6568T</td><td>746</td><td>770</td><td>790</td><td>814</td><td>852</td><td>887</td><td>922</td><td>953</td><td>991</td><td>1027</td><td>1076</td><td>1145</td> </tr> <tr> <td>6568MB</td><td>540</td><td>564</td><td>584</td><td>608</td><td>646</td><td>681</td><td>716</td><td>747</td><td>785</td><td>821</td><td>870</td><td>939</td> </tr> <tr> <td>6568MBT</td><td>802</td><td>826</td><td>846</td><td>870</td><td>908</td><td>943</td><td>978</td><td>1009</td><td>1047</td><td>1083</td><td>1132</td><td>1201</td> </tr> <tr> <th colspan="3">OVERALL DIMENSIONS</th> <th colspan="3">SEAT DIMENSIONS</th> <th colspan="3">BACK DIMENSIONS</th> <td colspan="6"></td> </tr> <tr> <th>W</th><th>D</th><th>H</th><th>W</th><th>D</th><th>H</th><th>W</th><th>H</th><td colspan="5"></td> </tr> <tr> <td>IN 23</td><td>20.5</td><td>32.5</td><td>17</td><td>16</td><td>16-21</td><td>17</td><td>14.5</td><td colspan="5"></td> </tr> <tr> <td>MM 584</td><td>521</td><td>826</td><td>432</td><td>406</td><td>406-533</td><td>432</td><td>368</td><td colspan="5"></td> </tr> <tr> <td colspan="2">RTA 1</td> <td colspan="2">courier</td> <td colspan="9">1 per carton</td> </tr> </table> |                         |              |           |                 |      |      |      |      |      |      |      | 6568       | 485 | 509 | 529 | 553 | 591 | 626 | 661 | 692 | 730 | 766 | 815  | 884  | 6568T   | 746 | 770 | 790 | 814  | 852  | 887  | 922  | 953  | 991  | 1027 | 1076 | 1145 | 6568MB             | 540 | 564 | 584             | 608 | 646 | 681             | 716 | 747 | 785 | 821 | 870 | 939 | 6568MBT  | 802 | 826 | 846 | 870 | 908 | 943 | 978 | 1009 | 1047 | 1083 | 1132 | 1201 | OVERALL DIMENSIONS |     |         | SEAT DIMENSIONS |    |    | BACK DIMENSIONS |           |    |    |  |  |  |                    |  | W      | D               | H   | W   | D               | H       | W   | H   |  |  |  |  |  | IN 23 | 20.5 | 32.5    | 17 | 16           | 16-21 | 17 | 14.5 |  |  |  |  |  | MM 584 | 521  | 826  | 432 | 406 | 406-533   | 432 | 368 |  |  |  |  |  | RTA 1  |     | courier |     | 1 per carton |         |     |     |  |  |  |  |  |       |  |         |  |              |  |  |  |  |  |  |  |  |
|  |  | 6568  | 485                     | 509          | 529       | 553             | 591  | 626  | 661  | 692  | 730  | 766  | 815  | 884        |     |     |     |     |     |     |     |     |     |     |      |      |         |     |     |     |      |      |      |      |      |      |      |      |      |                    |     |     |                 |     |     |                 |     |     |     |     |     |     |          |     |     |     |     |     |     |     |      |      |      |      |      |                    |     |         |                 |    |    |                 |           |    |    |  |  |  |                    |  |        |                 |     |     |                 |         |     |     |  |  |  |  |  |       |      |         |    |              |       |    |      |  |  |  |  |  |        |      |      |     |     |           |     |     |  |  |  |  |  |        |     |         |     |              |         |     |     |  |  |  |  |  |       |  |         |  |              |  |  |  |  |  |  |  |  |
| 6568T  | 746  | 770   | 790                     | 814          | 852       | 887             | 922  | 953  | 991  | 1027 | 1076 | 1145 |      |            |     |     |     |     |     |     |     |     |     |     |      |      |         |     |     |     |      |      |      |      |      |      |      |      |      |                    |     |     |                 |     |     |                 |     |     |     |     |     |     |          |     |     |     |     |     |     |     |      |      |      |      |      |                    |     |         |                 |    |    |                 |           |    |    |  |  |  |                    |  |        |                 |     |     |                 |         |     |     |  |  |  |  |  |       |      |         |    |              |       |    |      |  |  |  |  |  |        |      |      |     |     |           |     |     |  |  |  |  |  |        |     |         |     |              |         |     |     |  |  |  |  |  |       |  |         |  |              |  |  |  |  |  |  |  |  |
| 6568MB   | 540  | 564   | 584                     | 608          | 646       | 681             | 716  | 747  | 785  | 821  | 870  | 939  |      |            |     |     |     |     |     |     |     |     |     |     |      |      |         |     |     |     |      |      |      |      |      |      |      |      |      |                    |     |     |                 |     |     |                 |     |     |     |     |     |     |          |     |     |     |     |     |     |     |      |      |      |      |      |                    |     |         |                 |    |    |                 |           |    |    |  |  |  |                    |  |        |                 |     |     |                 |         |     |     |  |  |  |  |  |       |      |         |    |              |       |    |      |  |  |  |  |  |        |      |      |     |     |           |     |     |  |  |  |  |  |        |     |         |     |              |         |     |     |  |  |  |  |  |       |  |         |  |              |  |  |  |  |  |  |  |  |
| 6568MBT  | 802  | 826   | 846                     | 870          | 908       | 943             | 978  | 1009 | 1047 | 1083 | 1132 | 1201 |      |            |     |     |     |     |     |     |     |     |     |     |      |      |         |     |     |     |      |      |      |      |      |      |      |      |      |                    |     |     |                 |     |     |                 |     |     |     |     |     |     |          |     |     |     |     |     |     |     |      |      |      |      |      |                    |     |         |                 |    |    |                 |           |    |    |  |  |  |                    |  |        |                 |     |     |                 |         |     |     |  |  |  |  |  |       |      |         |    |              |       |    |      |  |  |  |  |  |        |      |      |     |     |           |     |     |  |  |  |  |  |        |     |         |     |              |         |     |     |  |  |  |  |  |       |  |         |  |              |  |  |  |  |  |  |  |  |
| OVERALL DIMENSIONS   |  |   | SEAT DIMENSIONS         |              |           | BACK DIMENSIONS |      |      |      |      |      |      |      |            |     |     |     |     |     |     |     |     |     |     |      |      |         |     |     |     |      |      |      |      |      |      |      |      |      |                    |     |     |                 |     |     |                 |     |     |     |     |     |     |          |     |     |     |     |     |     |     |      |      |      |      |      |                    |     |         |                 |    |    |                 |           |    |    |  |  |  |                    |  |        |                 |     |     |                 |         |     |     |  |  |  |  |  |       |      |         |    |              |       |    |      |  |  |  |  |  |        |      |      |     |     |           |     |     |  |  |  |  |  |        |     |         |     |              |         |     |     |  |  |  |  |  |       |  |         |  |              |  |  |  |  |  |  |  |  |
| W  | D  | H   | W                       | D            | H         | W               | H    |      |      |      |      |      |      |            |     |     |     |     |     |     |     |     |     |     |      |      |         |     |     |     |      |      |      |      |      |      |      |      |      |                    |     |     |                 |     |     |                 |     |     |     |     |     |     |          |     |     |     |     |     |     |     |      |      |      |      |      |                    |     |         |                 |    |    |                 |           |    |    |  |  |  |                    |  |        |                 |     |     |                 |         |     |     |  |  |  |  |  |       |      |         |    |              |       |    |      |  |  |  |  |  |        |      |      |     |     |           |     |     |  |  |  |  |  |        |     |         |     |              |         |     |     |  |  |  |  |  |       |  |         |  |              |  |  |  |  |  |  |  |  |
| IN 23  | 20.5   | 32.5  | 17                      | 16           | 16-21     | 17              | 14.5 |      |      |      |      |      |      |            |     |     |     |     |     |     |     |     |     |     |      |      |         |     |     |     |      |      |      |      |      |      |      |      |      |                    |     |     |                 |     |     |                 |     |     |     |     |     |     |          |     |     |     |     |     |     |     |      |      |      |      |      |                    |     |         |                 |    |    |                 |           |    |    |  |  |  |                    |  |        |                 |     |     |                 |         |     |     |  |  |  |  |  |       |      |         |    |              |       |    |      |  |  |  |  |  |        |      |      |     |     |           |     |     |  |  |  |  |  |        |     |         |     |              |         |     |     |  |  |  |  |  |       |  |         |  |              |  |  |  |  |  |  |  |  |
| MM 584   | 521  | 826   | 432                     | 406          | 406-533   | 432             | 368  |      |      |      |      |      |      |            |     |     |     |     |     |     |     |     |     |     |      |      |         |     |     |     |      |      |      |      |      |      |      |      |      |                    |     |     |                 |     |     |                 |     |     |     |     |     |     |          |     |     |     |     |     |     |     |      |      |      |      |      |                    |     |         |                 |    |    |                 |           |    |    |  |  |  |                    |  |        |                 |     |     |                 |         |     |     |  |  |  |  |  |       |      |         |    |              |       |    |      |  |  |  |  |  |        |      |      |     |     |           |     |     |  |  |  |  |  |        |     |         |     |              |         |     |     |  |  |  |  |  |       |  |         |  |              |  |  |  |  |  |  |  |  |
| RTA 1  |  | courier   |                         | 1 per carton |           |                 |      |      |      |      |      |      |      |            |     |     |     |     |     |     |     |     |     |     |      |      |         |     |     |     |      |      |      |      |      |      |      |      |      |                    |     |     |                 |     |     |                 |     |     |     |     |     |     |          |     |     |     |     |     |     |     |      |      |      |      |      |                    |     |         |                 |    |    |                 |           |    |    |  |  |  |                    |  |        |                 |     |     |                 |         |     |     |  |  |  |  |  |       |      |         |    |              |       |    |      |  |  |  |  |  |        |      |      |     |     |           |     |     |  |  |  |  |  |        |     |         |     |              |         |     |     |  |  |  |  |  |       |  |         |  |              |  |  |  |  |  |  |  |  |

| DESCRIPTION  | FEATURES  | MODEL#  | STANDARD TEXTILE GRADES |      |                        |      |      |                        |      |      |      |      |       |      |    |    |      |           |    |    |        |     |     |     |     |         |     |     |  |  |  |  |  |  |
|--|---|---|-------------------------|------|------------------------|------|------|------------------------|------|------|------|------|-------|------|----|----|------|-----------|----|----|--------|-----|-----|-----|-----|---------|-----|-----|--|--|--|--|--|--|
|  |   |   | 1                       | 2    | 3                      | 4    | 5    | 6                      | 7    | 8    | 9    | 10   | 11    | 12   |    |    |      |           |    |    |        |     |     |     |     |         |     |     |  |  |  |  |  |  |
|  <p><b>LB Task w/Arms</b><br/>                     COM: 0.75 YD   0.69 M<br/>                     Unit weight: 21 LB   9.5 KG<br/>                     Carton weight: 25 LB   11.34 KG<br/>                     Carton volume: 6.5 FT<sup>3</sup>   0.18 MT<sup>3</sup></p>                 |  <p><b>ADJUSTMENTS</b><br/>                     (2) Pneumatic seat height</p> <p>Upholstered seat &amp; back.<br/>                     Ergonomic features: C</p> <p><b>Available with tablet:</b><br/>                     Specify (L) left or (R) right tablet.<br/>                     (Example: 6569TL or 6569TR).</p> | <b>6569</b>   | 523                     | 547  | 567                    | 591  | 629  | 664                    | 699  | 730  | 768  | 804  | 853   | 922  |    |    |      |           |    |    |        |     |     |     |     |         |     |     |  |  |  |  |  |  |
|  |   | <b>6569T</b>  | 785                     | 809  | 829                    | 853  | 891  | 926                    | 961  | 992  | 1030 | 1066 | 1115  | 1184 |    |    |      |           |    |    |        |     |     |     |     |         |     |     |  |  |  |  |  |  |
|  |   | <b>OVERALL DIMENSIONS</b>   |                         |      | <b>SEAT DIMENSIONS</b> |      |      | <b>BACK DIMENSIONS</b> |      |      |      |      |       |      |    |    |      |           |    |    |        |     |     |     |     |         |     |     |  |  |  |  |  |  |
|  |   | <table border="1"> <tr> <th>W</th> <th>D</th> <th>H</th> <th>W</th> <th>D</th> <th>H</th> <th>W</th> <th>H</th> </tr> <tr> <td>IN 23</td> <td>20.5</td> <td>33</td> <td>17</td> <td>15.5</td> <td>16-21</td> <td>17</td> <td>15</td> </tr> <tr> <td>MM 584</td> <td>521</td> <td>838</td> <td>432</td> <td>394</td> <td>406-533</td> <td>432</td> <td>381</td> </tr> </table>     |                         |      | W                      | D    | H    | W                      | D    | H    | W    | H    | IN 23 | 20.5 | 33 | 17 | 15.5 | 16-21     | 17 | 15 | MM 584 | 521 | 838 | 432 | 394 | 406-533 | 432 | 381 |  |  |  |  |  |  |
|  |   | W   | D                       | H    | W                      | D    | H    | W                      | H    |      |      |      |       |      |    |    |      |           |    |    |        |     |     |     |     |         |     |     |  |  |  |  |  |  |
| IN 23  | 20.5  | 33  | 17                      | 15.5 | 16-21                  | 17   | 15   |                        |      |      |      |      |       |      |    |    |      |           |    |    |        |     |     |     |     |         |     |     |  |  |  |  |  |  |
| MM 584   | 521   | 838   | 432                     | 394  | 406-533                | 432  | 381  |                        |      |      |      |      |       |      |    |    |      |           |    |    |        |     |     |     |     |         |     |     |  |  |  |  |  |  |
| <p><b>RTA 1</b>  1 per carton</p>   |   |   |                         |      |                        |      |      |                        |      |      |      |      |       |      |    |    |      |           |    |    |        |     |     |     |     |         |     |     |  |  |  |  |  |  |
|  <p><b>LB Task w/Arms Pedestal Base</b><br/>                     COM: 0.75 YD   0.69 M<br/>                     Unit weight: 23 LB   10.5 KG<br/>                     Carton weight: 31 LB   14.06 KG<br/>                     Carton volume: 9.75 FT<sup>3</sup>   0.27 MT<sup>3</sup></p> |  <p><b>ADJUSTMENTS</b><br/>                     (2) Pneumatic seat height</p> <p>Upholstered seat &amp; back.<br/>                     Ergonomic features: C</p> <p><b>Available with tablet:</b><br/>                     Specify (L) left or (R) right tablet.<br/>                     (Example: 6569TL or 6569TR).</p> | <b>6569PB</b>   | 740                     | 764  | 784                    | 808  | 846  | 881                    | 916  | 947  | 985  | 1021 | 1070  | 1139 |    |    |      |           |    |    |        |     |     |     |     |         |     |     |  |  |  |  |  |  |
|  |   | <b>6569TPB</b>  | 1003                    | 1027 | 1047                   | 1071 | 1109 | 1144                   | 1179 | 1210 | 1248 | 1284 | 1333  | 1402 |    |    |      |           |    |    |        |     |     |     |     |         |     |     |  |  |  |  |  |  |
|  |   | <b>OVERALL DIMENSIONS</b>   |                         |      | <b>SEAT DIMENSIONS</b> |      |      | <b>BACK DIMENSIONS</b> |      |      |      |      |       |      |    |    |      |           |    |    |        |     |     |     |     |         |     |     |  |  |  |  |  |  |
|  |   | <table border="1"> <tr> <th>W</th> <th>D</th> <th>H</th> <th>W</th> <th>D</th> <th>H</th> <th>W</th> <th>H</th> </tr> <tr> <td>IN 23</td> <td>20.5</td> <td>31</td> <td>17</td> <td>15.5</td> <td>16.5-18.5</td> <td>17</td> <td>15</td> </tr> <tr> <td>MM 584</td> <td>521</td> <td>787</td> <td>432</td> <td>394</td> <td>419-470</td> <td>432</td> <td>381</td> </tr> </table> |                         |      | W                      | D    | H    | W                      | D    | H    | W    | H    | IN 23 | 20.5 | 31 | 17 | 15.5 | 16.5-18.5 | 17 | 15 | MM 584 | 521 | 787 | 432 | 394 | 419-470 | 432 | 381 |  |  |  |  |  |  |
|  |   | W   | D                       | H    | W                      | D    | H    | W                      | H    |      |      |      |       |      |    |    |      |           |    |    |        |     |     |     |     |         |     |     |  |  |  |  |  |  |
| IN 23  | 20.5  | 31  | 17                      | 15.5 | 16.5-18.5              | 17   | 15   |                        |      |      |      |      |       |      |    |    |      |           |    |    |        |     |     |     |     |         |     |     |  |  |  |  |  |  |
| MM 584   | 521   | 787   | 432                     | 394  | 419-470                | 432  | 381  |                        |      |      |      |      |       |      |    |    |      |           |    |    |        |     |     |     |     |         |     |     |  |  |  |  |  |  |
| <p><b>RTA 2</b> 1 per carton</p>   |   |   |                         |      |                        |      |      |                        |      |      |      |      |       |      |    |    |      |           |    |    |        |     |     |     |     |         |     |     |  |  |  |  |  |  |

SPRITZ



model 6762-6



model 6765C



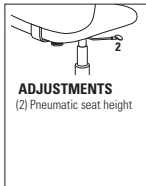
Articulating back on nesting chairs, multi-purpose chairs and stools.



Flip up seat on nesting chairs.

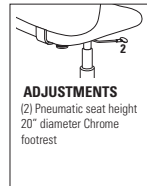
MECHANISM OPTIONS:

Task mechanism (-6)



Ergonomic features  
C, G, M, N, U

Task mechanism - stool (-6)



Ergonomic features:  
C, G, M, N, U

Spritz Task Chairs



For Spritz task chairs, please see page 83

STANDARD FEATURES

- An exceptionally comfortable chair series featuring a sophisticated, translucent mesh and models for all applications.
- Features an auto-adjusting comfort back. Spring loaded back reacts to body pressure and articulates 12°.
- Multi-purpose models standard with Global's high quality Soft Descent™ pneumatic lift which slowly and gently lowers the seat height of the chair making it easy to obtain the exact seat height you desire.
- Five prong, injection molded, fiberglass reinforced nylon Black base with dual wheel carpet casters (C10).
- Nesting chairs have a flip up seat allowing chairs to stack horizontally.
- When nesting horizontal nesting chairs, each additional chair adds 10" (254 mm) to the depth.
- Nesting chairs are standard with four Black nylon glides, C1 carpet casters or with two casters at front, two glides at rear.
- Pedestal base models provide fixed location seating for use in auditoriums, classrooms, jury boxes, public venues and more. The base must be mounted to the floor (mounting hardware not included). See Pedestal Base Installation Guide on website for details.
- Upholstery options: fabric, vinyl or leather. Vinyl and leather models may feature stitch detail across the seat and/or back cushions, if applicable.

Please add option codes in the following order:

- **Model number**  
**6762-6** Multi-purpose chair w/arms.  
**6763-6** Multi-purpose chair.  
**6767-6** Multi-purpose armless stool.  
**6768-6** Multi-purpose stool w/arms.  
**6764** Nesting chair on glides.  
**6765** Nesting chair w/arms on glides.  
 Add (C) to model # if ordering with casters.  
 Add (FC) to model # if ordering with front casters, rear glides.
- **Textile**  
 Specify textile code.
- **Frame**  
**(TBL)** Black seating frame finish.  
**(TSH)** Shadow seating frame finish.  
**(TTU)** Tungsten seating frame finish.  
**(CHM)** Chrome seating frame finish. Add \$53.
- **Base (multi-purpose models only)**  
**(SD)** Black nylon base.  
**(M2)** Chrome spider base. Add \$68.
- **Casters (multi-purpose models only)**  
**(DM)** C10 dual wheel carpet casters.  
**(DL)** C10R dual wheel hard floor casters. Add \$20.
- **Casters (nesting models 6764C, 6765C only)**  
**(CX)** C1 dual wheel carpet casters.  
**(ID)** C9R dual wheel hard floor casters. Add \$17.
- **Mesh** (colors shown on website)  
**(U1)** Black  
**(U2)** Burgundy  
**(U3)** Blue  
**(U4)** Green

OPTIONAL FEATURES


- For additional caster options, please refer to the Arm and Caster section (page 352). *Optional casters may be priced higher than the standard casters for your chair and the difference will be charged. Lower priced optional casters will not be credited.*
- Pedestal base models have Black bases with 2" height adjustable cylinders, please specify:  
**(SH)** Swivel, auto return to max height. No upcharge.  
**(SN)** Non-swivel, auto return to max height. Add \$16.  
**(SC)** Swivel, auto return to center and return to max height. Add \$26.

EXAMPLE SPRITZ ORDER CODE: MULTI-PURPOSE CHAIR

|         |         |       |      |         |      |
|---------|---------|-------|------|---------|------|
| 6763-6  | -TC68   | -TBL  | -SD  | -DM     | -U2  |
| Model # | Textile | Frame | Base | Casters | Mesh |

EXAMPLE SPRITZ ORDER CODE: NESTING CHAIR

|         |         |       |         |      |
|---------|---------|-------|---------|------|
| 6765    | -TC65   | -TTU  | -       | -U3  |
| Model # | Textile | Frame | Casters | Mesh |

| DESCRIPTION   | FEATURES | MODEL #       | STANDARD TEXTILE GRADES |      |         |                 |              |           |                 |      |     |     |     |      |
|---|----------|---------------|-------------------------|------|---------|-----------------|--------------|-----------|-----------------|------|-----|-----|-----|------|
|   |          |               | 1                       | 2    | 3       | 4               | 5            | 6         | 7               | 8    | 9   | 10  | 11  | 12   |
| <br><b>Multi-Purpose Chair w/Arms</b><br>COM: 0.75 YD   0.69 M<br>Unit weight: 22 LB   10 KG<br>Carton weight: 29 LB   13.15 KG<br>Carton volume: 9.75 FT³   0.27 M³ |          | <b>6762-6</b> | 625                     | 649  | 669     | 693             | 731          | 766       | 801             | 832  | 870 | 906 | 955 | 1024 |
|   |          |               |                         |      |         |                 |              |           |                 |      |     |     |     |      |
|   |          |               | OVERALL DIMENSIONS      |      |         | SEAT DIMENSIONS |              |           | BACK DIMENSIONS |      |     |     |     |      |
|   |          |               | W                       | D    | H       | W               | D            | H         | W               | H    |     |     |     |      |
|   |          |               | IN 23.5                 | 20.5 | 31      | 18              | 16.5         | 15.5-20.5 | 17              | 16.5 |     |     |     |      |
|   |          |               | MM 597                  | 521  | 787     | 457             | 419          | 394-521   | 432             | 419  |     |     |     |      |
|   |          |               | RTA 1                   |      | courier |                 | 1 per carton |           |                 |      |     |     |     |      |

| DESCRIPTION | FEATURES | MODEL# | STANDARD TEXTILE GRADES |   |   |   |   |   |   |   |   |    |    |    |
|-------------|----------|--------|-------------------------|---|---|---|---|---|---|---|---|----|----|----|
|             |          |        | 1                       | 2 | 3 | 4 | 5 | 6 | 7 | 8 | 9 | 10 | 11 | 12 |



**Multi-Purpose Chair w/Arms Pedestal Base**  
 COM: 0.75 YD | 0.69 M  
 Unit weight: 22 LB | 10 KG  
 Carton weight: 29 LB | 13.15 KG  
 Carton volume: 9.75 FT³ | 0.27 MT³

| STANDARD TEXTILE GRADES |      |              |                 |      |           |                 |      |      |      |      |      |      |
|-------------------------|------|--------------|-----------------|------|-----------|-----------------|------|------|------|------|------|------|
| 1                       | 2    | 3            | 4               | 5    | 6         | 7               | 8    | 9    | 10   | 11   | 12   |      |
| <b>6762-6PB</b>         | 831  | 855          | 875             | 899  | 937       | 972             | 1007 | 1038 | 1076 | 1112 | 1161 | 1230 |
| OVERALL DIMENSIONS      |      |              | SEAT DIMENSIONS |      |           | BACK DIMENSIONS |      |      |      |      |      |      |
| W                       | D    | H            | W               | D    | H         | W               | H    |      |      |      |      |      |
| IN 23.5                 | 20.5 | 34           | 18              | 16.5 | 16.5-18.5 | 17              | 16.5 |      |      |      |      |      |
| MM 597                  | 521  | 864          | 457             | 419  | 419-470   | 432             | 419  |      |      |      |      |      |
| <b>RTA 1</b>            |      | 1 per carton |                 |      |           |                 |      |      |      |      |      |      |



**Multi-Purpose Chair Armless**  
 COM: 0.75 YD | 0.69 M  
 Unit weight: 21 LB | 9.5 KG  
 Carton weight: 28 LB | 12.7 KG  
 Carton volume: 9.75 FT³ | 0.27 MT³

| STANDARD TEXTILE GRADES |      |              |                 |      |           |                 |      |     |     |     |     |     |
|-------------------------|------|--------------|-----------------|------|-----------|-----------------|------|-----|-----|-----|-----|-----|
| 1                       | 2    | 3            | 4               | 5    | 6         | 7               | 8    | 9   | 10  | 11  | 12  |     |
| <b>6763-6</b>           | 599  | 623          | 643             | 667  | 705       | 740             | 775  | 806 | 844 | 880 | 929 | 998 |
| OVERALL DIMENSIONS      |      |              | SEAT DIMENSIONS |      |           | BACK DIMENSIONS |      |     |     |     |     |     |
| W                       | D    | H            | W               | D    | H         | W               | H    |     |     |     |     |     |
| IN 20.5                 | 20.5 | 31           | 18              | 16.5 | 15.5-20.5 | 17              | 16.5 |     |     |     |     |     |
| MM 521                  | 521  | 787          | 457             | 419  | 394-521   | 432             | 419  |     |     |     |     |     |
| <b>RTA 1</b>            |      | 1 per carton |                 |      |           |                 |      |     |     |     |     |     |



**Multi-Purpose Chair Armless Pedestal Base**  
 COM: 0.75 YD | 0.69 M  
 Unit weight: 21 LB | 9.5 KG  
 Carton weight: 28 LB | 12.7 KG  
 Carton volume: 9.75 FT³ | 0.27 MT³

| STANDARD TEXTILE GRADES |      |              |                 |      |           |                 |      |      |      |      |      |      |
|-------------------------|------|--------------|-----------------|------|-----------|-----------------|------|------|------|------|------|------|
| 1                       | 2    | 3            | 4               | 5    | 6         | 7               | 8    | 9    | 10   | 11   | 12   |      |
| <b>6763-6PB</b>         | 808  | 832          | 852             | 876  | 914       | 949             | 984  | 1015 | 1053 | 1089 | 1138 | 1207 |
| OVERALL DIMENSIONS      |      |              | SEAT DIMENSIONS |      |           | BACK DIMENSIONS |      |      |      |      |      |      |
| W                       | D    | H            | W               | D    | H         | W               | H    |      |      |      |      |      |
| IN 20.5                 | 20.5 | 34           | 18              | 16.5 | 16.5-18.5 | 17              | 16.5 |      |      |      |      |      |
| MM 521                  | 521  | 864          | 457             | 419  | 419-470   | 432             | 419  |      |      |      |      |      |
| <b>RTA 1</b>            |      | 1 per carton |                 |      |           |                 |      |      |      |      |      |      |



**Flip Seat Nesting Chair Armless, Glides**  
 COM: 0.75 YD | 0.69 M  
 Unit weight: 15 LB | 6.8 KG  
 Carton weight: 23 LB | 10.43 KG  
 Carton volume: 14 FT³ | 0.39 MT³

Ergonomic features:  
 G, M, N







| STANDARD TEXTILE GRADES |              |     |                 |     |     |                 |     |     |     |     |     |     |
|-------------------------|--------------|-----|-----------------|-----|-----|-----------------|-----|-----|-----|-----|-----|-----|
| 1                       | 2            | 3   | 4               | 5   | 6   | 7               | 8   | 9   | 10  | 11  | 12  |     |
| <b>6764</b>             | 524          | 548 | 568             | 592 | 630 | 665             | 700 | 731 | 769 | 805 | 854 | 923 |
| OVERALL DIMENSIONS      |              |     | SEAT DIMENSIONS |     |     | BACK DIMENSIONS |     |     |     |     |     |     |
| W                       | D            | H   | W               | D   | H   | W               | H   |     |     |     |     |     |
| IN 20.5                 | 23           | 33  | 18.5            | 17  | 17  | 17              | 16  |     |     |     |     |     |
| MM 521                  | 584          | 838 | 470             | 432 | 432 | 432             | 406 |     |     |     |     |     |
| <b>RTA 00</b>           | 1 per carton |     |                 |     |     |                 |     |     |     |     |     |     |





**Flip Seat Nesting Chair Armless, Casters**  
 COM: 0.75 YD | 0.69 M  
 Unit weight: 15 LB | 6.8 KG  
 Carton weight: 23 LB | 10.43 KG  
 Carton volume: 14 FT³ | 0.39 MT³

Ergonomic features:  
 G, M, N

| STANDARD TEXTILE GRADES |              |     |                 |     |     |                 |     |     |     |     |     |     |
|-------------------------|--------------|-----|-----------------|-----|-----|-----------------|-----|-----|-----|-----|-----|-----|
| 1                       | 2            | 3   | 4               | 5   | 6   | 7               | 8   | 9   | 10  | 11  | 12  |     |
| <b>6764C</b>            | 524          | 548 | 568             | 592 | 630 | 665             | 700 | 731 | 769 | 805 | 854 | 923 |
| OVERALL DIMENSIONS      |              |     | SEAT DIMENSIONS |     |     | BACK DIMENSIONS |     |     |     |     |     |     |
| W                       | D            | H   | W               | D   | H   | W               | H   |     |     |     |     |     |
| IN 20.5                 | 23           | 33  | 18.5            | 17  | 17  | 17              | 16  |     |     |     |     |     |
| MM 521                  | 584          | 838 | 470             | 432 | 432 | 432             | 406 |     |     |     |     |     |
| <b>RTA 00</b>           | 1 per carton |     |                 |     |     |                 |     |     |     |     |     |     |

| DESCRIPTION   | FEATURES                       | MODEL#        | STANDARD TEXTILE GRADES   |   |              |                        |             |                  |                        |             |      |      |      |      |
|---|--------------------------------|---------------|---------------------------|---|--------------|------------------------|-------------|------------------|------------------------|-------------|------|------|------|------|
|   |                                |               | 1                         | 2   | 3            | 4                      | 5           | 6                | 7                      | 8           | 9    | 10   | 11   | 12   |
|  <p><b>Flip Seat Nesting Chair Armless, Front Casters</b><br/>                     COM: 0.75 YD   0.69 M<br/>                     Unit weight: 15 LB   6.8 KG<br/>                     Carton weight: 23 LB   10.43 KG<br/>                     Carton volume: 14 FT³   0.39 MT³</p> | Ergonomic features:<br>G, M, N | <b>6764FC</b> | 524                       | 548   | 568          | 592                    | 630         | 665              | 700                    | 731         | 769  | 805  | 854  | 923  |
|   |                                |               | <b>OVERALL DIMENSIONS</b> |   |              | <b>SEAT DIMENSIONS</b> |             |                  | <b>BACK DIMENSIONS</b> |             |      |      |      |      |
|   |                                |               | <b>W</b>                  | <b>D</b>  | <b>H</b>     | <b>W</b>               | <b>D</b>    | <b>H</b>         | <b>W</b>               | <b>H</b>    |      |      |      |      |
|   |                                |               | IN 20.5<br>MM 521         | 23<br>584   | 33<br>838    | 18.5<br>470            | 17<br>432   | 17<br>432        | 17<br>432              | 16<br>406   |      |      |      |      |
|   |                                |               | <b>RTA 00</b>             | 1 per carton  |              |                        |             |                  |                        |             |      |      |      |      |
|  <p><b>Flip Seat Nesting Armchair, Glides</b><br/>                     COM: 0.75 YD   0.69 M<br/>                     Unit weight: 16 LB   7.3 KG<br/>                     Carton weight: 24 LB   10.89 KG<br/>                     Carton volume: 14 FT³   0.39 MT³</p>             | Ergonomic features:<br>G, M, N | <b>6765</b>   | 550                       | 574   | 594          | 618                    | 656         | 691              | 726                    | 757         | 795  | 831  | 880  | 949  |
|   |                                |               | <b>OVERALL DIMENSIONS</b> |   |              | <b>SEAT DIMENSIONS</b> |             |                  | <b>BACK DIMENSIONS</b> |             |      |      |      |      |
|   |                                |               | <b>W</b>                  | <b>D</b>  | <b>H</b>     | <b>W</b>               | <b>D</b>    | <b>H</b>         | <b>W</b>               | <b>H</b>    |      |      |      |      |
|   |                                |               | IN 23.75<br>MM 603        | 23<br>584   | 33<br>838    | 18.5<br>470            | 17<br>432   | 17<br>432        | 17<br>432              | 16<br>406   |      |      |      |      |
|   |                                |               | <b>RTA 00</b>             | 1 per carton  |              |                        |             |                  |                        |             |      |      |      |      |
|  <p><b>Flip Seat Nesting Armchair, Casters</b><br/>                     COM: 0.75 YD   0.69 M<br/>                     Unit weight: 16 LB   7.3 KG<br/>                     Carton weight: 24 LB   10.89 KG<br/>                     Carton volume: 14 FT³   0.39 MT³</p>            | Ergonomic features:<br>G, M, N | <b>6765C</b>  | 550                       | 574   | 594          | 618                    | 656         | 691              | 726                    | 757         | 795  | 831  | 880  | 949  |
|   |                                |               | <b>OVERALL DIMENSIONS</b> |   |              | <b>SEAT DIMENSIONS</b> |             |                  | <b>BACK DIMENSIONS</b> |             |      |      |      |      |
|   |                                |               | <b>W</b>                  | <b>D</b>  | <b>H</b>     | <b>W</b>               | <b>D</b>    | <b>H</b>         | <b>W</b>               | <b>H</b>    |      |      |      |      |
|   |                                |               | IN 23.75<br>MM 603        | 23<br>584   | 33<br>838    | 18.5<br>470            | 17<br>432   | 17<br>432        | 17<br>432              | 16<br>406   |      |      |      |      |
|   |                                |               | <b>RTA 00</b>             | 1 per carton  |              |                        |             |                  |                        |             |      |      |      |      |
|  <p><b>Flip Seat Nesting Armchair, Front Casters</b><br/>                     COM: 0.75 YD   0.69 M<br/>                     Unit weight: 16 LB   7.3 KG<br/>                     Carton weight: 24 LB   10.89 KG<br/>                     Carton volume: 14 FT³   0.39 MT³</p>    | Ergonomic features:<br>G, M, N | <b>6765FC</b> | 550                       | 574   | 594          | 618                    | 656         | 691              | 726                    | 757         | 795  | 831  | 880  | 949  |
|   |                                |               | <b>OVERALL DIMENSIONS</b> |   |              | <b>SEAT DIMENSIONS</b> |             |                  | <b>BACK DIMENSIONS</b> |             |      |      |      |      |
|   |                                |               | <b>W</b>                  | <b>D</b>  | <b>H</b>     | <b>W</b>               | <b>D</b>    | <b>H</b>         | <b>W</b>               | <b>H</b>    |      |      |      |      |
|   |                                |               | IN 23.75<br>MM 603        | 23<br>584   | 33<br>838    | 18.5<br>470            | 17<br>432   | 17<br>432        | 17<br>432              | 16<br>406   |      |      |      |      |
|   |                                |               | <b>RTA 00</b>             | 1 per carton  |              |                        |             |                  |                        |             |      |      |      |      |
|  <p><b>Multi-Purpose Stool Armless</b><br/>                     COM: 0.75 YD   0.69 M<br/>                     Unit weight: 21 LB   9.5 KG<br/>                     Carton weight: 28 LB   12.7 KG<br/>                     Carton volume: 9.75 FT³   0.27 MT³</p>                 | Ergonomic features:<br>G, M, N | <b>6767-6</b> | 783                       | 807   | 827          | 851                    | 889         | 924              | 959                    | 990         | 1028 | 1064 | 1113 | 1182 |
|   |                                |               | <b>OVERALL DIMENSIONS</b> |   |              | <b>SEAT DIMENSIONS</b> |             |                  | <b>BACK DIMENSIONS</b> |             |      |      |      |      |
|   |                                |               | <b>W</b>                  | <b>D</b>  | <b>H</b>     | <b>W</b>               | <b>D</b>    | <b>H</b>         | <b>W</b>               | <b>H</b>    |      |      |      |      |
|   |                                |               | IN 20.5<br>MM 559         | 20.5<br>521   | 42.5<br>1080 | 18<br>457              | 16.5<br>419 | 22-32<br>559-813 | 17<br>432              | 16.5<br>419 |      |      |      |      |
|   |                                |               | <b>RTA 1</b>              |  | 1 per carton |                        |             |                  |                        |             |      |      |      |      |

| DESCRIPTION  | FEATURES | MODEL#        | STANDARD TEXTILE GRADES   |          |          |   |          |          |                        |          |              |      |      |      |
|--|----------|---------------|---------------------------|----------|----------|---|----------|----------|------------------------|----------|--------------|------|------|------|
|  |          |               | 1                         | 2        | 3        | 4   | 5        | 6        | 7                      | 8        | 9            | 10   | 11   | 12   |
|  <p><b>Multi-Purpose Stool w/Arms</b><br/>                     COM: 0.75 YD   0.69 M<br/>                     Unit weight: 24 LB   10.9 KG<br/>                     Carton weight: 31 LB   14.06 KG<br/>                     Carton volume: 9.75 FT³   0.27 MT³</p> |          | <b>6768-6</b> | 808                       | 832      | 852      | 876   | 914      | 949      | 984                    | 1015     | 1053         | 1089 | 1138 | 1207 |
|  |          |               |                           |          |          |   |          |          |                        |          |              |      |      |      |
|  |          |               | <b>OVERALL DIMENSIONS</b> |          |          | <b>SEAT DIMENSIONS</b>  |          |          | <b>BACK DIMENSIONS</b> |          |              |      |      |      |
|  |          |               | <b>W</b>                  | <b>D</b> | <b>H</b> | <b>W</b>  | <b>D</b> | <b>H</b> | <b>W</b>               | <b>H</b> |              |      |      |      |
|  |          |               | IN 23.5                   | 20.5     | 42.5     | 18  | 16.5     | 22-32    | 17                     | 16.5     |              |      |      |      |
|  |          |               | MM 597                    | 521      | 1080     | 457   | 419      | 559-813  | 432                    | 419      |              |      |      |      |
|  |          |               | <b>RTA 1</b>              |          |          |  |          |          |                        |          | 1 per carton |      |      |      |

SPYKER



model 6791

model 6790

|                  | Chair Stacking Capability |                          |
|------------------|---------------------------|--------------------------|
|                  | Stacks on floor           | Stacks on dolly          |
| <b>Armless</b>   |                           |                          |
| 6791             | up to 10 high             | up to 12 high (use 6756) |
| <b>With Arms</b> |                           |                          |
| 6790             | up to 7 high              | up to 7 high (use 6756)  |



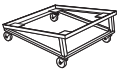
EXAMPLE SPYKER ORDER CODE:

|         |        |
|---------|--------|
| 6791    | ALY    |
| Model # | Finish |

STANDARD FEATURES

- A comfortable, high quality, lightweight, all polymer stacking chair intended for use indoors or outdoors. Products must be stored inside during extreme and inclement weather. See Global's Outdoor Furniture warranty for additional information.
- Weather resistant, UV resistant, stain resistant and will not rust (no metal components or hardware).
- Chairs feature a perforated seat and back, reducing wind drag and preventing rain collection when used outdoors.
- Strength and durability come from the glass filler polymer. Evidence of this material may be visible on the surface and is often more evident in darker colors.
- Chair legs are equipped with translucent non-marking glides as standard. Suitable for outdoor environments, carpet and hard surface flooring.
- Active weight capacity for this series is 300 lbs.

- Chairs are available in 3 plastic colors:  
**(ALY)** Alloy  
**(CHA)** Char  
**(MLK)** Milk

| DESCRIPTION   | FEATURES  | MODEL #   | STANDARD TEXTILE GRADES |                    |      |                 |                 |  |  |                 |  |   |   |   |   |   |   |   |   |          |      |      |      |    |      |      |    |        |     |     |     |     |     |
|---|---|---|-------------------------|--------------------|------|-----------------|-----------------|--|--|-----------------|--|---|---|---|---|---|---|---|---|----------|------|------|------|----|------|------|----|--------|-----|-----|-----|-----|-----|
|  <p><b>Armchair</b><br/>                     COM: N/A<br/>                     Unit weight: 10 LB   4.5 KG<br/>                     Carton weight: 12 LB   5.44 KG<br/>                     Carton volume: 16.25 FT<sup>3</sup>   0.46 MT<sup>3</sup></p>     | Stacks 7 high on floor.<br>Stacks 7 high on dolly.          |   |                         |                    |      |                 |                 |  |  |                 |  |   |   |   |   |   |   |   |   |          |      |      |      |    |      |      |    |        |     |     |     |     |     |
|   |   | List price  |                         |                    |      |                 |                 |  |  |                 |  |   |   |   |   |   |   |   |   |          |      |      |      |    |      |      |    |        |     |     |     |     |     |
|   |   | <b>6790</b>   | 288                     |                    |      |                 |                 |  |  |                 |  |   |   |   |   |   |   |   |   |          |      |      |      |    |      |      |    |        |     |     |     |     |     |
|   |   | <table border="1"> <thead> <tr> <th colspan="3">OVERALL DIMENSIONS</th> <th colspan="3">SEAT DIMENSIONS</th> <th colspan="2">BACK DIMENSIONS</th> </tr> <tr> <th>W</th> <th>D</th> <th>H</th> <th>W</th> <th>D</th> <th>H</th> <th>W</th> <th>H</th> </tr> </thead> <tbody> <tr> <td>IN 23.5</td> <td>21.5</td> <td>31.5</td> <td>16.5</td> <td>17</td> <td>17.5</td> <td>16.5</td> <td>15</td> </tr> <tr> <td>MM 597</td> <td>546</td> <td>800</td> <td>419</td> <td>432</td> <td>445</td> <td>419</td> <td>381</td> </tr> </tbody> </table> |                         | OVERALL DIMENSIONS |      |                 | SEAT DIMENSIONS |  |  | BACK DIMENSIONS |  | W | D | H | W | D | H | W | H | IN 23.5  | 21.5 | 31.5 | 16.5 | 17 | 17.5 | 16.5 | 15 | MM 597 | 546 | 800 | 419 | 432 | 445 |
| OVERALL DIMENSIONS  |   |   | SEAT DIMENSIONS         |                    |      | BACK DIMENSIONS |                 |  |  |                 |  |   |   |   |   |   |   |   |   |          |      |      |      |    |      |      |    |        |     |     |     |     |     |
| W   | D   | H   | W                       | D                  | H    | W               | H               |  |  |                 |  |   |   |   |   |   |   |   |   |          |      |      |      |    |      |      |    |        |     |     |     |     |     |
| IN 23.5   | 21.5  | 31.5  | 16.5                    | 17                 | 17.5 | 16.5            | 15              |  |  |                 |  |   |   |   |   |   |   |   |   |          |      |      |      |    |      |      |    |        |     |     |     |     |     |
| MM 597  | 546   | 800   | 419                     | 432                | 445  | 419             | 381             |  |  |                 |  |   |   |   |   |   |   |   |   |          |      |      |      |    |      |      |    |        |     |     |     |     |     |
| <b>RTA 00</b>   | 4 per carton (pricing and specifications are for one chair) |   |                         |                    |      |                 |                 |  |  |                 |  |   |   |   |   |   |   |   |   |          |      |      |      |    |      |      |    |        |     |     |     |     |     |
|  <p><b>Armless Chair</b><br/>                     COM: N/A<br/>                     Unit weight: 9 LB   4.1 KG<br/>                     Carton weight: 11 LB   4.99 KG<br/>                     Carton volume: 14.25 FT<sup>3</sup>   0.4 MT<sup>3</sup></p> | Stacks 10 high on floor.<br>Stacks 12 high on dolly.        |   |                         |                    |      |                 |                 |  |  |                 |  |   |   |   |   |   |   |   |   |          |      |      |      |    |      |      |    |        |     |     |     |     |     |
|   |   | List price  |                         |                    |      |                 |                 |  |  |                 |  |   |   |   |   |   |   |   |   |          |      |      |      |    |      |      |    |        |     |     |     |     |     |
|   |   | <b>6791</b>   | 259                     |                    |      |                 |                 |  |  |                 |  |   |   |   |   |   |   |   |   |          |      |      |      |    |      |      |    |        |     |     |     |     |     |
|   |   | <table border="1"> <thead> <tr> <th colspan="3">OVERALL DIMENSIONS</th> <th colspan="3">SEAT DIMENSIONS</th> <th colspan="2">BACK DIMENSIONS</th> </tr> <tr> <th>W</th> <th>D</th> <th>H</th> <th>W</th> <th>D</th> <th>H</th> <th>W</th> <th>H</th> </tr> </thead> <tbody> <tr> <td>IN 16.5</td> <td>21.5</td> <td>31.5</td> <td>16.5</td> <td>17</td> <td>17.5</td> <td>16.5</td> <td>15</td> </tr> <tr> <td>MM 419</td> <td>546</td> <td>800</td> <td>419</td> <td>432</td> <td>445</td> <td>419</td> <td>381</td> </tr> </tbody> </table> |                         | OVERALL DIMENSIONS |      |                 | SEAT DIMENSIONS |  |  | BACK DIMENSIONS |  | W | D | H | W | D | H | W | H | IN 16.5  | 21.5 | 31.5 | 16.5 | 17 | 17.5 | 16.5 | 15 | MM 419 | 546 | 800 | 419 | 432 | 445 |
| OVERALL DIMENSIONS  |   |   | SEAT DIMENSIONS         |                    |      | BACK DIMENSIONS |                 |  |  |                 |  |   |   |   |   |   |   |   |   |          |      |      |      |    |      |      |    |        |     |     |     |     |     |
| W   | D   | H   | W                       | D                  | H    | W               | H               |  |  |                 |  |   |   |   |   |   |   |   |   |          |      |      |      |    |      |      |    |        |     |     |     |     |     |
| IN 16.5   | 21.5  | 31.5  | 16.5                    | 17                 | 17.5 | 16.5            | 15              |  |  |                 |  |   |   |   |   |   |   |   |   |          |      |      |      |    |      |      |    |        |     |     |     |     |     |
| MM 419  | 546   | 800   | 419                     | 432                | 445  | 419             | 381             |  |  |                 |  |   |   |   |   |   |   |   |   |          |      |      |      |    |      |      |    |        |     |     |     |     |     |
| <b>RTA 00</b>   | 4 per carton (pricing and specifications are for one chair) |   |                         |                    |      |                 |                 |  |  |                 |  |   |   |   |   |   |   |   |   |          |      |      |      |    |      |      |    |        |     |     |     |     |     |
|  <p><b>Chair Dolly</b><br/>                     COM: N/A<br/>                     Unit weight: 10 LB   4.5 KG<br/>                     Carton weight: 11 LB   4.99 KG<br/>                     Carton volume: 2.4 FT<sup>3</sup>   0.06 MT<sup>3</sup></p>   |   |   |                         |                    |      |                 |                 |  |  |                 |  |   |   |   |   |   |   |   |   |          |      |      |      |    |      |      |    |        |     |     |     |     |     |
|   |   | List price  |                         |                    |      |                 |                 |  |  |                 |  |   |   |   |   |   |   |   |   |          |      |      |      |    |      |      |    |        |     |     |     |     |     |
|   |   | <b>6756</b>   | 343                     |                    |      |                 |                 |  |  |                 |  |   |   |   |   |   |   |   |   |          |      |      |      |    |      |      |    |        |     |     |     |     |     |
|   |   | <table border="1"> <thead> <tr> <th colspan="3">OVERALL DIMENSIONS</th> <th colspan="3">SEAT DIMENSIONS</th> <th colspan="2">BACK DIMENSIONS</th> </tr> <tr> <th>W</th> <th>D</th> <th>H</th> <th>W</th> <th>D</th> <th>H</th> <th>W</th> <th>H</th> </tr> </thead> <tbody> <tr> <td>IN 20.75</td> <td>23</td> <td>9.25</td> <td>-</td> <td>-</td> <td>-</td> <td>-</td> <td>-</td> </tr> <tr> <td>MM 527</td> <td>584</td> <td>235</td> <td>-</td> <td>-</td> <td>-</td> <td>-</td> <td>-</td> </tr> </tbody> </table>                       |                         | OVERALL DIMENSIONS |      |                 | SEAT DIMENSIONS |  |  | BACK DIMENSIONS |  | W | D | H | W | D | H | W | H | IN 20.75 | 23   | 9.25 | -    | -  | -    | -    | -  | MM 527 | 584 | 235 | -   | -   | -   |
| OVERALL DIMENSIONS  |   |   | SEAT DIMENSIONS         |                    |      | BACK DIMENSIONS |                 |  |  |                 |  |   |   |   |   |   |   |   |   |          |      |      |      |    |      |      |    |        |     |     |     |     |     |
| W   | D   | H   | W                       | D                  | H    | W               | H               |  |  |                 |  |   |   |   |   |   |   |   |   |          |      |      |      |    |      |      |    |        |     |     |     |     |     |
| IN 20.75  | 23  | 9.25  | -                       | -                  | -    | -               | -               |  |  |                 |  |   |   |   |   |   |   |   |   |          |      |      |      |    |      |      |    |        |     |     |     |     |     |
| MM 527  | 584   | 235   | -                       | -                  | -    | -               | -               |  |  |                 |  |   |   |   |   |   |   |   |   |          |      |      |      |    |      |      |    |        |     |     |     |     |     |
| <b>RTA 00</b>   | 1 per carton  |   |                         |                    |      |                 |                 |  |  |                 |  |   |   |   |   |   |   |   |   |          |      |      |      |    |      |      |    |        |     |     |     |     |     |



**STREAM**



model 2075APP



model 2076NPU



model 2075NPPT



model 2075CSAPP

|   | Stream Chair Stacking Capability |                        | Stream Stools Stacking Capability |
|---|----------------------------------|------------------------|-----------------------------------|
|   | Stacks on floor                  | Stacks on dolly (2085) | Stacks on floor only              |
| <b>Four-Leg (Glide/Caster) + Sled Base Models</b> |                                  |                        |                                   |
| Polypropylene seat                                | up to 5 high                     | up to 15 high          | up to 5 high                      |
| Poly back & upholstered seat                      | up to 5 high                     | up to 10 high          | up to 5 high                      |
| Upholstered seat & back                           | up to 5 high                     | up to 10 high          | up to 5 high                      |

**Stream Stools and Task Seating**



For stools and task seating, please see page 79.

**EXAMPLE STREAM ORDER CODE:**

|         |              |              |                  |                           |              |                      |                    |        |               |
|---------|--------------|--------------|------------------|---------------------------|--------------|----------------------|--------------------|--------|---------------|
| 2075NPP | -            | -            | -IVC             | -FG                       | -CHM         | -RG                  | -                  | -      | -             |
| Model # | Back textile | Seat textile | Seat/back finish | Frame w/ glide or casters | Frame finish | Glide or caster type | Bullet glide color | Tablet | Tablet finish |

**STANDARD FEATURES**








- Stream series multi-purpose product includes: four-legged models, sled base models, tablet models, stools and task seating.
- Units available with or without arms. Arms match selected seat/back finish.
- Bases are available in paint and plated finishes. See options column.
- Four-legged chairs are standard with non-marking nylon bullet glides (FG). Bullet glides can be specified in any plastic color (including a natural color). Bullet glides are not recommended for LVT flooring. Casters are available with upcharge.
- Sled chairs are available with Black or opaque non marking glides.
- Four-legged and sled models are stackable on dolly 2085. Please see stacking chart below for details.
- Upholstered models are equipped with a color coordinated shroud under the seat to help prevent frame imprints on the lower chair while stacked.
- Four-legged and sled chair styles are available as tablet models. Tablet and backpack rack models do not stack.
- Tablet arms are rugged and meet ANSI/BIFMA testing requirements. Tablet hinges up to allow ease of egress and slide forward + back to accommodate most users.
- Standard tablet (D8) size is 18"D x 14.5"W and is made of Black polymer. Tablets are attached at the left or right (as seated).
- Upholstery options: fabric, vinyl or leather. Vinyl and leather models may feature stitch detail across the seat and/or back cushions, if applicable.









**OPTIONAL FEATURES**








- Polypropylene seats and backs are available in 14 colors: Buzz Blue (BZB), Cactus (CCT), Carrot (CRO), Cloud (IVC), Dijon (DJN), Eggplant (EGP), Fog (FOG), Frost (FRO), Ink (INK), Latte (LAB), Night (BLK), Sand (SND), Scarlet (SAR) and Shadow (SHW). Please specify.
- Several glide options are available. Glides must be chosen to best suit flooring type and site conditions. For more information, please refer to the glide section (page 353).
- Four-legged chairs are optionally available with casters, please specify (FC). Add \$108.
- For carpet casters, please specify (DC). No additional upcharge.
- For hard surface flooring casters, please specify (RC). Add \$18.
- An optional 18.5"D x 18.5"W high pressure laminate writing tablet is available. The core is hardwood veneer plywood with a radiused edge and finished in clear lacquer. This writing tablet is offered in the following finishes: Black (BLK), Clear Maple (CMB), Designer White (DWT) and Noce Grigio (NGL). Please specify. Add \$68.

Please add option codes in the following order:

- Model number**  
**2075** Four-legged chair  
**2075BR** Four-legged chair w/backpack rack  
**2075BS** Bar stool  
**2075CS** Counter stool  
**2076** Sled base chair  
**- Arm suffix (add to end of model #)**  
**(A)** Chair with arms.  
**(N)** Chair without arms.  
**- Upholstery suffix (add to end of model #)**  
**(PP)** Plastic back, plastic seat.  
**(PU)** Plastic back, upholstered seat.  
**(UU)** Upholstered back, upholstered seat.  
**- Tablet suffix (add to end of model #)**  
**(T)** Ordering w/tablet surface (chair models only).
- Textile**  
Specify textile code for back (UU models only). Specify textile code for seat (PU, UU models only).
- Seat/back finish (no upcharge)**  
**(BZB)** Buzz Blue                      **(FRO)** Frost  
**(CCT)** Cactus                            **(INK)** Ink  
**(CRO)** Carrot                           **(LAB)** Latte  
**(IVC)** Cloud                             **(BLK)** Night  
**(DJN)** Dijon                             **(SND)** Sand  
**(EGP)** Eggplant                       **(SAR)** Scarlet  
**(FOG)** Fog                               **(SHW)** Shadow
- Frame with bullet glides or casters (four-legged chair models only)**  
**(FG)** Glides.  
**(FC)** Casters. Add \$108.
- Caster type (if applicable)**  
**(DC)** C107 carpet.  
**(RC)** C107R hard floor. Add \$18.
- Frame finish**  
For leg frame finish options, please see page 374. Upcharges apply for plated finishes:  
**(CHM)** Chrome. Add \$25 for armchairs. Add \$49 for stools.  
**(BCH)** Brushed Chrome. Add \$138 for armchairs. Add \$212 for stools.  
**(SBR)** Satin Brass. Add \$217 for armchairs. Add \$341 for stools.  
**(ACO)** Antique Copper. Add \$217 for armchairs. Add \$341 for stools.
- Glide type (four-legged chair models only)**  
**(BG)** Bullet glides for some hard floor/carpeted surfaces. Choose bullet glide color. (standard)  
**(FG)** Glides w/felt pads are available for vinyl sheet, cork or laminate flooring, please specify. Add \$19.  
**(RG)** Glides with rubber pads are available for vinyl, hardwood, laminate, stone or ceramic flooring, please specify. Add \$19.  
**(SG)** Glides with stainless steel pads are available for carpet or rubber flooring, please specify. Add \$19.
- Bullet glide color (four-legged chair models only)**  
**(BZB)** Buzz Blue                      **(INK)** Ink  
**(CCT)** Cactus                            **(LAB)** Latte  
**(CRO)** Carrot                           **(NAT)** Natural  
**(IVC)** Cloud                             **(BLK)** Night  
**(DJN)** Dijon                             **(SND)** Sand  
**(EGP)** Eggplant                       **(SAR)** Scarlet  
**(FOG)** Fog                               **(SHW)** Shadow  
**(FRO)** Frost
- Sled chair glides type (sled chair models only)**  
**(GL)** Black glides.  
**(NM)** Opaque non-marking glides.
- Tablet**  
**(LT)** Left  
**(RT)** Right
- Tablet finish**  
**(D8)** Black polymer. No upcharge.  
**(BLK)** Black laminate. Add \$68.  
**(CMB)** Clear Maple laminate. Add \$68.  
**(DWT)** Designer White laminate. Add \$68.  
**(NGL)** Noce Grigio laminate. Add \$68.

| DESCRIPTION  | FEATURES   | MODEL#   | STANDARD TEXTILE GRADES   |                |                    |                 |      |                 |                 |   |                 |    |    |    |  |  |  |  |  |
|--|--|--|---|----------------|--------------------|-----------------|------|-----------------|-----------------|---|-----------------|----|----|----|--|--|--|--|--|
|  <p><b>Armchair</b><br/>COM: N/A<br/>Unit weight: 13 LB   5.9 KG<br/>Carton weight: 16.25 LB   7.37 KG<br/>Carton volume: 26.75 FT<sup>3</sup>   0.75 MT<sup>3</sup></p>        | <p>Polypropylene seat &amp; back.<br/>Bullet glides or casters.<br/>Stacks 5 high on floor.<br/>Stacks 15 high on dolly.</p> | <p>2075APP</p>   | List price  |                |                    |                 |      |                 |                 |   |                 |    |    |    |  |  |  |  |  |
|  |  |  | 415   |                |                    |                 |      |                 |                 |   |                 |    |    |    |  |  |  |  |  |
|  |  |  | OVERALL DIMENSIONS  |                |                    | SEAT DIMENSIONS |      |                 | BACK DIMENSIONS |   |                 |    |    |    |  |  |  |  |  |
|  |  |  | W   | D              | H                  | W               | D    | H               | W               | H |                 |    |    |    |  |  |  |  |  |
| IN 24  | 25   | 33.25  | 18  | 18             | 17                 | 16              | 16.5 |                 |                 |   |                 |    |    |    |  |  |  |  |  |
| MM 610   | 635  | 845  | 457   | 457            | 432                | 406             | 419  |                 |                 |   |                 |    |    |    |  |  |  |  |  |
|  |  |  | <p><b>RTA 00</b> 4 per carton (pricing and specifications are for one seat unit)</p>                    |                |                    |                 |      |                 |                 |   |                 |    |    |    |  |  |  |  |  |
|  |  |  | 1   | 2              | 3                  | 4               | 5    | 6               | 7               | 8 | 9               | 10 | 11 | 12 |  |  |  |  |  |
|  |  |  | <p><b>2075APU</b> 587 611 631 655 693 728 763 794 832 868 917 986<br/>Upholstered seat</p>              |                |                    |                 |      |                 |                 |   |                 |    |    |    |  |  |  |  |  |
|  |  |  | <p><b>2075AUU</b> 706 730 751 774 811 847 883 913 951 988 1036 1105<br/>Upholstered seat &amp; back</p> |                |                    |                 |      |                 |                 |   |                 |    |    |    |  |  |  |  |  |
|  <p>2075APU</p>   |  <p>2075AUU</p>                             | <p><b>Armchair</b><br/>COM: 0.75 YD   0.69 M<br/>Unit weight: 16 LB   7.3 KG<br/>Carton weight: 19.25 LB   8.73 KG<br/>Carton volume: 26.75 FT<sup>3</sup>   0.75 MT<sup>3</sup></p> | <p>Bullet glides or casters.<br/>Stacks 5 high on floor.<br/>Stacks 10 high on dolly.</p>               | <p>2075APU</p> | List price         |                 |      |                 |                 |   |                 |    |    |    |  |  |  |  |  |
|  |  |  |   |                | 587                |                 |      |                 |                 |   |                 |    |    |    |  |  |  |  |  |
|  |  |  |   |                | OVERALL DIMENSIONS |                 |      | SEAT DIMENSIONS |                 |   | BACK DIMENSIONS |    |    |    |  |  |  |  |  |
|  |  |  |   |                | W                  | D               | H    | W               | D               | H | W               | H  |    |    |  |  |  |  |  |
| IN 24  | 25   | 33.25  | 18  | 18             | 17.5               | 16              | 16   |                 |                 |   |                 |    |    |    |  |  |  |  |  |
| MM 610   | 635  | 845  | 457   | 457            | 445                | 406             | 406  |                 |                 |   |                 |    |    |    |  |  |  |  |  |
|  |  |  | <p><b>RTA 00</b> 4 per carton (pricing and specifications are for one seat unit)</p>                    |                |                    |                 |      |                 |                 |   |                 |    |    |    |  |  |  |  |  |
|  <p><b>Armless Chair</b><br/>COM: N/A<br/>Unit weight: 9 LB   4.1 KG<br/>Carton weight: 12.25 LB   5.56 KG<br/>Carton volume: 19.25 FT<sup>3</sup>   0.54 MT<sup>3</sup></p>    | <p>Polypropylene seat &amp; back.<br/>Bullet glides or casters.<br/>Stacks 5 high on floor.<br/>Stacks 15 high on dolly.</p> | <p>2075NPP</p>   | List price  |                |                    |                 |      |                 |                 |   |                 |    |    |    |  |  |  |  |  |
|  |  |  | 355   |                |                    |                 |      |                 |                 |   |                 |    |    |    |  |  |  |  |  |
|  |  |  | OVERALL DIMENSIONS  |                |                    | SEAT DIMENSIONS |      |                 | BACK DIMENSIONS |   |                 |    |    |    |  |  |  |  |  |
|  |  |  | W   | D              | H                  | W               | D    | H               | W               | H |                 |    |    |    |  |  |  |  |  |
| IN 20.5  | 25   | 33.25  | 18  | 18             | 18                 | 16              | 16.5 |                 |                 |   |                 |    |    |    |  |  |  |  |  |
| MM 521   | 635  | 845  | 457   | 457            | 457                | 406             | 419  |                 |                 |   |                 |    |    |    |  |  |  |  |  |
|  |  |  | <p><b>RTA 00</b> 4 per carton (pricing and specifications are for one seat unit)</p>                    |                |                    |                 |      |                 |                 |   |                 |    |    |    |  |  |  |  |  |
|  |  |  | 1   | 2              | 3                  | 4               | 5    | 6               | 7               | 8 | 9               | 10 | 11 | 12 |  |  |  |  |  |
|  |  |  | <p><b>2075NPU</b> 528 552 572 596 634 669 704 735 773 809 858 927<br/>Upholstered seat</p>              |                |                    |                 |      |                 |                 |   |                 |    |    |    |  |  |  |  |  |
|  |  |  | <p><b>2075NUU</b> 647 671 692 715 752 788 824 854 892 929 977 1046<br/>Upholstered seat &amp; back</p>  |                |                    |                 |      |                 |                 |   |                 |    |    |    |  |  |  |  |  |
|  <p>2075NPU</p>   |  <p>2075NUU</p>                           | <p><b>Armchair</b><br/>COM: 0.75 YD   0.69 M<br/>Unit weight: 12 LB   5.5 KG<br/>Carton weight: 15.25 LB   6.92 KG<br/>Carton volume: 19.25 FT<sup>3</sup>   0.54 MT<sup>3</sup></p> | <p>Bullet glides or casters.<br/>Stacks 5 high on floor.<br/>Stacks 10 high on dolly.</p>               | <p>2075NPU</p> | List price         |                 |      |                 |                 |   |                 |    |    |    |  |  |  |  |  |
|  |  |  |   |                | 528                |                 |      |                 |                 |   |                 |    |    |    |  |  |  |  |  |
|  |  |  |   |                | OVERALL DIMENSIONS |                 |      | SEAT DIMENSIONS |                 |   | BACK DIMENSIONS |    |    |    |  |  |  |  |  |
|  |  |  |   |                | W                  | D               | H    | W               | D               | H | W               | H  |    |    |  |  |  |  |  |
| IN 20.5  | 25   | 33.25  | 18  | 18             | 17.5               | 16              | 16   |                 |                 |   |                 |    |    |    |  |  |  |  |  |
| MM 521   | 635  | 845  | 457   | 457            | 445                | 406             | 406  |                 |                 |   |                 |    |    |    |  |  |  |  |  |
|  |  |  | <p><b>RTA 00</b> 4 per carton (pricing and specifications are for one seat unit)</p>                    |                |                    |                 |      |                 |                 |   |                 |    |    |    |  |  |  |  |  |
|  <p><b>Armchair w/Tablet</b><br/>COM: N/A<br/>Unit weight: 19 LB   8.6 KG<br/>Carton weight: 28 LB   12.7 KG<br/>Carton volume: 17.5 FT<sup>3</sup>   0.49 MT<sup>3</sup></p> | <p>Polypropylene seat &amp; back.<br/>Bullet glides or casters.<br/>Does not stack.</p>                                      | <p>2075APPT</p>  | List price  |                |                    |                 |      |                 |                 |   |                 |    |    |    |  |  |  |  |  |
|  |  |  | 677   |                |                    |                 |      |                 |                 |   |                 |    |    |    |  |  |  |  |  |
|  |  |  | OVERALL DIMENSIONS  |                |                    | SEAT DIMENSIONS |      |                 | BACK DIMENSIONS |   |                 |    |    |    |  |  |  |  |  |
|  |  |  | W   | D              | H                  | W               | D    | H               | W               | H |                 |    |    |    |  |  |  |  |  |
| IN 26.5  | 27.25  | 33.25  | 18  | 18             | 17                 | 16              | 16.5 |                 |                 |   |                 |    |    |    |  |  |  |  |  |
| MM 673   | 692  | 845  | 457   | 457            | 432                | 406             | 419  |                 |                 |   |                 |    |    |    |  |  |  |  |  |
|  |  |  | <p><b>RTA 00</b> 1 per carton</p>   |                |                    |                 |      |                 |                 |   |                 |    |    |    |  |  |  |  |  |

| DESCRIPTION  | FEATURES  | MODEL# | STANDARD TEXTILE GRADES  |  |     |                 |               |   |              |              |   |    |    |    |                    |  |  |                 |  |  |                 |  |  |   |   |   |   |   |   |   |   |       |       |       |    |    |    |    |      |        |     |     |     |     |     |     |     |
|--|---|--------|--|--|-----|-----------------|---------------|---|--------------|--------------|---|----|----|----|--------------------|--|--|-----------------|--|--|-----------------|--|--|---|---|---|---|---|---|---|---|-------|-------|-------|----|----|----|----|------|--------|-----|-----|-----|-----|-----|-----|-----|
|  |   |        | 1  | 2  | 3   | 4               | 5             | 6 | 7            | 8            | 9 | 10 | 11 | 12 |                    |  |  |                 |  |  |                 |  |  |   |   |   |   |   |   |   |   |       |       |       |    |    |    |    |      |        |     |     |     |     |     |     |     |
|  <b>2075APUT</b>  |  <b>2075AUUT</b>   |        | <b>2075APUT</b> 801 825 845 869 907 942 977 1008 1046 1082 1131 1200<br>Upholstered seat   |  |     |                 |               |   |              |              |   |    |    |    |                    |  |  |                 |  |  |                 |  |  |   |   |   |   |   |   |   |   |       |       |       |    |    |    |    |      |        |     |     |     |     |     |     |     |
|  |   |        | <b>2075AUUT</b> 920 944 965 988 1025 1061 1097 1127 1165 1202 1250 1319<br>Upholstered seat & back   |  |     |                 |               |   |              |              |   |    |    |    |                    |  |  |                 |  |  |                 |  |  |   |   |   |   |   |   |   |   |       |       |       |    |    |    |    |      |        |     |     |     |     |     |     |     |
| <b>Armchair w/Tablet</b><br>COM: 0.75 YD   0.69 M<br>Unit weight: 24 LB   10.9 KG<br>Carton weight: 33 LB   14.97 KG<br>Carton volume: 17.5 FT³   0.49 MT³     |   |        | Bullet glides or casters.<br>Does not stack.   |  |     | <b>RTA 00</b>   |               |   | 1 per carton |              |   |    |    |    |                    |  |  |                 |  |  |                 |  |  |   |   |   |   |   |   |   |   |       |       |       |    |    |    |    |      |        |     |     |     |     |     |     |     |
|   | List price  |        | <b>2075NPPT</b> 617  |  |     |                 |               |   |              |              |   |    |    |    |                    |  |  |                 |  |  |                 |  |  |   |   |   |   |   |   |   |   |       |       |       |    |    |    |    |      |        |     |     |     |     |     |     |     |
|  | <b>Armless Chair w/Tablet</b><br>COM: N/A<br>Unit weight: 19 LB   8.6 KG<br>Carton weight: 28 LB   12.7 KG<br>Carton volume: 17.5 FT³   0.49 MT³      |        |  | Polypropylene seat & back.<br>Bullet glides or casters.<br>Does not stack. |     |                 | <b>RTA 00</b> |   |              | 1 per carton |   |    |    |    |                    |  |  |                 |  |  |                 |  |  |   |   |   |   |   |   |   |   |       |       |       |    |    |    |    |      |        |     |     |     |     |     |     |     |
|  |   |        | <table border="1"> <thead> <tr> <th colspan="3">OVERALL DIMENSIONS</th> <th colspan="3">SEAT DIMENSIONS</th> <th colspan="3">BACK DIMENSIONS</th> </tr> <tr> <th>W</th><th>D</th><th>H</th> <th>W</th><th>D</th><th>H</th> <th>W</th><th>H</th> </tr> </thead> <tbody> <tr> <td>IN 25</td><td>27.25</td><td>33.25</td> <td>18</td><td>18</td><td>17</td> <td>16</td><td>16.5</td> </tr> <tr> <td>MM 635</td><td>692</td><td>845</td> <td>457</td><td>457</td><td>432</td> <td>406</td><td>419</td> </tr> </tbody> </table> |  |     |                 |               |   |              |              |   |    |    |    | OVERALL DIMENSIONS |  |  | SEAT DIMENSIONS |  |  | BACK DIMENSIONS |  |  | W | D | H | W | D | H | W | H | IN 25 | 27.25 | 33.25 | 18 | 18 | 17 | 16 | 16.5 | MM 635 | 692 | 845 | 457 | 457 | 432 | 406 | 419 |
| OVERALL DIMENSIONS   |   |        | SEAT DIMENSIONS  |  |     | BACK DIMENSIONS |               |   |              |              |   |    |    |    |                    |  |  |                 |  |  |                 |  |  |   |   |   |   |   |   |   |   |       |       |       |    |    |    |    |      |        |     |     |     |     |     |     |     |
| W  | D   | H      | W  | D  | H   | W               | H             |   |              |              |   |    |    |    |                    |  |  |                 |  |  |                 |  |  |   |   |   |   |   |   |   |   |       |       |       |    |    |    |    |      |        |     |     |     |     |     |     |     |
| IN 25  | 27.25   | 33.25  | 18   | 18   | 17  | 16              | 16.5          |   |              |              |   |    |    |    |                    |  |  |                 |  |  |                 |  |  |   |   |   |   |   |   |   |   |       |       |       |    |    |    |    |      |        |     |     |     |     |     |     |     |
| MM 635   | 692   | 845    | 457  | 457  | 432 | 406             | 419           |   |              |              |   |    |    |    |                    |  |  |                 |  |  |                 |  |  |   |   |   |   |   |   |   |   |       |       |       |    |    |    |    |      |        |     |     |     |     |     |     |     |
|  <b>2075NPUT</b>  |  <b>2075NUUT</b>   |        | <b>2075NPUT</b> 741 765 785 809 847 882 917 948 986 1022 1071 1140<br>Upholstered seat   |  |     |                 |               |   |              |              |   |    |    |    |                    |  |  |                 |  |  |                 |  |  |   |   |   |   |   |   |   |   |       |       |       |    |    |    |    |      |        |     |     |     |     |     |     |     |
|  |   |        | <b>2075NUUT</b> 860 884 905 928 965 1001 1036 1067 1105 1141 1190 1259<br>Upholstered seat & back  |  |     |                 |               |   |              |              |   |    |    |    |                    |  |  |                 |  |  |                 |  |  |   |   |   |   |   |   |   |   |       |       |       |    |    |    |    |      |        |     |     |     |     |     |     |     |
| <b>Armless Chair w/Tablet</b><br>COM: 0.75 YD   0.69 M<br>Unit weight: 22 LB   10 KG<br>Carton weight: 29 LB   13.15 KG<br>Carton volume: 14.75 FT³   0.41 MT³ |   |        | Bullet glides or casters.<br>Does not stack.   |  |     | <b>RTA 00</b>   |               |   | 1 per carton |              |   |    |    |    |                    |  |  |                 |  |  |                 |  |  |   |   |   |   |   |   |   |   |       |       |       |    |    |    |    |      |        |     |     |     |     |     |     |     |
|   | List price  |        | <b>2075BRAPP</b> 551   |  |     |                 |               |   |              |              |   |    |    |    |                    |  |  |                 |  |  |                 |  |  |   |   |   |   |   |   |   |   |       |       |       |    |    |    |    |      |        |     |     |     |     |     |     |     |
|  | <b>Armchair w/Backpack Rack</b><br>COM: N/A<br>Unit weight: 17 LB   7.7 KG<br>Carton weight: 25.5 LB   11.57 KG<br>Carton volume: 15.5 FT³   0.43 MT³ |        |  | Polypropylene seat & back.<br>Bullet glides or casters.<br>Does not stack. |     |                 | <b>RTA 00</b> |   |              | 1 per carton |   |    |    |    |                    |  |  |                 |  |  |                 |  |  |   |   |   |   |   |   |   |   |       |       |       |    |    |    |    |      |        |     |     |     |     |     |     |     |
|  |   |        | <table border="1"> <thead> <tr> <th colspan="3">OVERALL DIMENSIONS</th> <th colspan="3">SEAT DIMENSIONS</th> <th colspan="3">BACK DIMENSIONS</th> </tr> <tr> <th>W</th><th>D</th><th>H</th> <th>W</th><th>D</th><th>H</th> <th>W</th><th>H</th> </tr> </thead> <tbody> <tr> <td>IN 24</td><td>25</td><td>33.25</td> <td>18</td><td>18</td><td>17</td> <td>16</td><td>16.5</td> </tr> <tr> <td>MM 610</td><td>635</td><td>845</td> <td>457</td><td>457</td><td>432</td> <td>406</td><td>419</td> </tr> </tbody> </table>    |  |     |                 |               |   |              |              |   |    |    |    | OVERALL DIMENSIONS |  |  | SEAT DIMENSIONS |  |  | BACK DIMENSIONS |  |  | W | D | H | W | D | H | W | H | IN 24 | 25    | 33.25 | 18 | 18 | 17 | 16 | 16.5 | MM 610 | 635 | 845 | 457 | 457 | 432 | 406 | 419 |
| OVERALL DIMENSIONS   |   |        | SEAT DIMENSIONS  |  |     | BACK DIMENSIONS |               |   |              |              |   |    |    |    |                    |  |  |                 |  |  |                 |  |  |   |   |   |   |   |   |   |   |       |       |       |    |    |    |    |      |        |     |     |     |     |     |     |     |
| W  | D   | H      | W  | D  | H   | W               | H             |   |              |              |   |    |    |    |                    |  |  |                 |  |  |                 |  |  |   |   |   |   |   |   |   |   |       |       |       |    |    |    |    |      |        |     |     |     |     |     |     |     |
| IN 24  | 25  | 33.25  | 18   | 18   | 17  | 16              | 16.5          |   |              |              |   |    |    |    |                    |  |  |                 |  |  |                 |  |  |   |   |   |   |   |   |   |   |       |       |       |    |    |    |    |      |        |     |     |     |     |     |     |     |
| MM 610   | 635   | 845    | 457  | 457  | 432 | 406             | 419           |   |              |              |   |    |    |    |                    |  |  |                 |  |  |                 |  |  |   |   |   |   |   |   |   |   |       |       |       |    |    |    |    |      |        |     |     |     |     |     |     |     |
|  <b>2075BRAPU</b>   |  <b>2075BRAUU</b>  |        | <b>2075BRAPU</b> 677 701 721 745 783 818 853 884 922 958 1007 1076<br>Upholstered seat   |  |     |                 |               |   |              |              |   |    |    |    |                    |  |  |                 |  |  |                 |  |  |   |   |   |   |   |   |   |   |       |       |       |    |    |    |    |      |        |     |     |     |     |     |     |     |
|  |   |        | <b>2075BRAUU</b> 795 819 840 863 900 936 971 1002 1040 1076 1125 1194<br>Upholstered seat & back   |  |     |                 |               |   |              |              |   |    |    |    |                    |  |  |                 |  |  |                 |  |  |   |   |   |   |   |   |   |   |       |       |       |    |    |    |    |      |        |     |     |     |     |     |     |     |
| <b>Armchair w/Backpack Rack</b><br>COM: 0.75 YD   0.69 M<br>Unit weight: 20 LB   9.1 KG<br>Carton weight: 27 LB   12.25 KG<br>Carton volume: 14 FT³   0.39 MT³ |   |        | Bullet glides or casters.<br>Does not stack.   |  |     | <b>RTA 00</b>   |               |   | 1 per carton |              |   |    |    |    |                    |  |  |                 |  |  |                 |  |  |   |   |   |   |   |   |   |   |       |       |       |    |    |    |    |      |        |     |     |     |     |     |     |     |

| DESCRIPTION  | FEATURES  | MODEL#                 | STANDARD TEXTILE GRADES |      |                 |      |      |                 |      |      |      |      |   |   |   |   |   |   |   |   |   |    |    |    |                   |      |      |      |      |      |      |      |      |      |      |      |      |
|--|---|------------------------|-------------------------|------|-----------------|------|------|-----------------|------|------|------|------|---|---|---|---|---|---|---|---|---|----|----|----|-------------------|------|------|------|------|------|------|------|------|------|------|------|------|
|  <p><b>Armless Chair w/Backpack Rack</b><br/>COM: N/A<br/>Unit weight: 13 LB   5.9 KG<br/>Carton weight: 21 LB   9.53 KG<br/>Carton volume: 14.25 FT<sup>3</sup>   0.4 MT<sup>3</sup></p>   | <p>Polypropylene seat &amp; back.<br/>Bullet glides or casters.<br/>Does not stack.</p> | List price             |                         |      |                 |      |      |                 |      |      |      |      |   |   |   |   |   |   |   |   |   |    |    |    |                   |      |      |      |      |      |      |      |      |      |      |      |      |
|  |   | <b>2075BRNPP</b> 492   |                         |      |                 |      |      |                 |      |      |      |      |   |   |   |   |   |   |   |   |   |    |    |    |                   |      |      |      |      |      |      |      |      |      |      |      |      |
|  |   | OVERALL DIMENSIONS     |                         |      | SEAT DIMENSIONS |      |      | BACK DIMENSIONS |      |      |      |      |   |   |   |   |   |   |   |   |   |    |    |    |                   |      |      |      |      |      |      |      |      |      |      |      |      |
|  |   | W                      | D                       | H    | W               | D    | H    | W               | H    |      |      |      |   |   |   |   |   |   |   |   |   |    |    |    |                   |      |      |      |      |      |      |      |      |      |      |      |      |
| IN 20.5  | 25  | 33.25                  | 18                      | 18   | 18              | 16   | 16.5 |                 |      |      |      |      |   |   |   |   |   |   |   |   |   |    |    |    |                   |      |      |      |      |      |      |      |      |      |      |      |      |
| MM 521   | 635   | 845                    | 457                     | 457  | 457             | 406  | 419  |                 |      |      |      |      |   |   |   |   |   |   |   |   |   |    |    |    |                   |      |      |      |      |      |      |      |      |      |      |      |      |
| <div style="display: flex; align-items: center;"> <div style="border: 1px solid black; padding: 2px; margin-right: 10px;">RTA 00</div> <span>1 per carton</span> </div>  |   |                        |                         |      |                 |      |      |                 |      |      |      |      |   |   |   |   |   |   |   |   |   |    |    |    |                   |      |      |      |      |      |      |      |      |      |      |      |      |
| <table border="1" style="width: 100%; text-align: center;"> <thead> <tr> <th></th><th>1</th><th>2</th><th>3</th><th>4</th><th>5</th><th>6</th><th>7</th><th>8</th><th>9</th><th>10</th><th>11</th><th>12</th> </tr> </thead> <tbody> <tr> <td><b>2075BRNPU</b></td> <td>617</td><td>641</td><td>661</td><td>685</td><td>723</td><td>758</td><td>793</td><td>824</td><td>862</td><td>898</td><td>947</td><td>1016</td> </tr> </tbody> </table> <p>Upholstered seat</p>                        |   |                        |                         |      |                 |      |      |                 |      |      |      |      | 1 | 2 | 3 | 4 | 5 | 6 | 7 | 8 | 9 | 10 | 11 | 12 | <b>2075BRNPU</b>  | 617  | 641  | 661  | 685  | 723  | 758  | 793  | 824  | 862  | 898  | 947  | 1016 |
|  | 1   | 2                      | 3                       | 4    | 5               | 6    | 7    | 8               | 9    | 10   | 11   | 12   |   |   |   |   |   |   |   |   |   |    |    |    |                   |      |      |      |      |      |      |      |      |      |      |      |      |
| <b>2075BRNPU</b>   | 617   | 641                    | 661                     | 685  | 723             | 758  | 793  | 824             | 862  | 898  | 947  | 1016 |   |   |   |   |   |   |   |   |   |    |    |    |                   |      |      |      |      |      |      |      |      |      |      |      |      |
| <table border="1" style="width: 100%; text-align: center;"> <thead> <tr> <th></th><th>1</th><th>2</th><th>3</th><th>4</th><th>5</th><th>6</th><th>7</th><th>8</th><th>9</th><th>10</th><th>11</th><th>12</th> </tr> </thead> <tbody> <tr> <td><b>2075BRNUU</b></td> <td>736</td><td>760</td><td>781</td><td>804</td><td>841</td><td>877</td><td>912</td><td>943</td><td>981</td><td>1017</td><td>1066</td><td>1135</td> </tr> </tbody> </table> <p>Upholstered seat &amp; back</p>           |   |                        |                         |      |                 |      |      |                 |      |      |      |      | 1 | 2 | 3 | 4 | 5 | 6 | 7 | 8 | 9 | 10 | 11 | 12 | <b>2075BRNUU</b>  | 736  | 760  | 781  | 804  | 841  | 877  | 912  | 943  | 981  | 1017 | 1066 | 1135 |
|  | 1   | 2                      | 3                       | 4    | 5               | 6    | 7    | 8               | 9    | 10   | 11   | 12   |   |   |   |   |   |   |   |   |   |    |    |    |                   |      |      |      |      |      |      |      |      |      |      |      |      |
| <b>2075BRNUU</b>   | 736   | 760                    | 781                     | 804  | 841             | 877  | 912  | 943             | 981  | 1017 | 1066 | 1135 |   |   |   |   |   |   |   |   |   |    |    |    |                   |      |      |      |      |      |      |      |      |      |      |      |      |
|  <p><b>2075BRNPU</b></p>  <p><b>2075BRNUU</b></p>  | <p>Bullet glides or casters.<br/>Does not stack.</p>                                    | List price             |                         |      |                 |      |      |                 |      |      |      |      |   |   |   |   |   |   |   |   |   |    |    |    |                   |      |      |      |      |      |      |      |      |      |      |      |      |
|  |   | <b>2075BRNPU</b> 617   |                         |      |                 |      |      |                 |      |      |      |      |   |   |   |   |   |   |   |   |   |    |    |    |                   |      |      |      |      |      |      |      |      |      |      |      |      |
|  |   | OVERALL DIMENSIONS     |                         |      | SEAT DIMENSIONS |      |      | BACK DIMENSIONS |      |      |      |      |   |   |   |   |   |   |   |   |   |    |    |    |                   |      |      |      |      |      |      |      |      |      |      |      |      |
|  |   | W                      | D                       | H    | W               | D    | H    | W               | H    |      |      |      |   |   |   |   |   |   |   |   |   |    |    |    |                   |      |      |      |      |      |      |      |      |      |      |      |      |
| IN 20.5  | 25  | 33.25                  | 18                      | 18   | 17.5            | 16   | 16   |                 |      |      |      |      |   |   |   |   |   |   |   |   |   |    |    |    |                   |      |      |      |      |      |      |      |      |      |      |      |      |
| MM 521   | 635   | 845                    | 457                     | 457  | 445             | 406  | 406  |                 |      |      |      |      |   |   |   |   |   |   |   |   |   |    |    |    |                   |      |      |      |      |      |      |      |      |      |      |      |      |
| <div style="display: flex; align-items: center;"> <div style="border: 1px solid black; padding: 2px; margin-right: 10px;">RTA 00</div> <span>1 per carton</span> </div>  |   |                        |                         |      |                 |      |      |                 |      |      |      |      |   |   |   |   |   |   |   |   |   |    |    |    |                   |      |      |      |      |      |      |      |      |      |      |      |      |
|  <p><b>Armchair w/Backpack Rack and Tablet</b><br/>COM: N/A<br/>Unit weight: 23 LB   10.5 KG<br/>Carton weight: 32 LB   14.51 KG<br/>Carton volume: 17.5 FT<sup>3</sup>   0.49 MT<sup>3</sup></p>   | <p>Polypropylene seat &amp; back.<br/>Bullet glides or casters.<br/>Does not stack.</p> | List price             |                         |      |                 |      |      |                 |      |      |      |      |   |   |   |   |   |   |   |   |   |    |    |    |                   |      |      |      |      |      |      |      |      |      |      |      |      |
|  |   | <b>2075BRAPPT</b> 813  |                         |      |                 |      |      |                 |      |      |      |      |   |   |   |   |   |   |   |   |   |    |    |    |                   |      |      |      |      |      |      |      |      |      |      |      |      |
|  |   | OVERALL DIMENSIONS     |                         |      | SEAT DIMENSIONS |      |      | BACK DIMENSIONS |      |      |      |      |   |   |   |   |   |   |   |   |   |    |    |    |                   |      |      |      |      |      |      |      |      |      |      |      |      |
|  |   | W                      | D                       | H    | W               | D    | H    | W               | H    |      |      |      |   |   |   |   |   |   |   |   |   |    |    |    |                   |      |      |      |      |      |      |      |      |      |      |      |      |
| IN 26.5  | 27.25   | 33.25                  | 18                      | 18   | 17              | 16   | 16.5 |                 |      |      |      |      |   |   |   |   |   |   |   |   |   |    |    |    |                   |      |      |      |      |      |      |      |      |      |      |      |      |
| MM 673   | 692   | 845                    | 457                     | 457  | 432             | 406  | 419  |                 |      |      |      |      |   |   |   |   |   |   |   |   |   |    |    |    |                   |      |      |      |      |      |      |      |      |      |      |      |      |
| <div style="display: flex; align-items: center;"> <div style="border: 1px solid black; padding: 2px; margin-right: 10px;">RTA 00</div> <span>1 per carton</span> </div>  |   |                        |                         |      |                 |      |      |                 |      |      |      |      |   |   |   |   |   |   |   |   |   |    |    |    |                   |      |      |      |      |      |      |      |      |      |      |      |      |
| <table border="1" style="width: 100%; text-align: center;"> <thead> <tr> <th></th><th>1</th><th>2</th><th>3</th><th>4</th><th>5</th><th>6</th><th>7</th><th>8</th><th>9</th><th>10</th><th>11</th><th>12</th> </tr> </thead> <tbody> <tr> <td><b>2075BRAPUT</b></td> <td>937</td><td>961</td><td>981</td><td>1005</td><td>1043</td><td>1078</td><td>1113</td><td>1144</td><td>1182</td><td>1218</td><td>1267</td><td>1336</td> </tr> </tbody> </table> <p>Upholstered seat</p>               |   |                        |                         |      |                 |      |      |                 |      |      |      |      | 1 | 2 | 3 | 4 | 5 | 6 | 7 | 8 | 9 | 10 | 11 | 12 | <b>2075BRAPUT</b> | 937  | 961  | 981  | 1005 | 1043 | 1078 | 1113 | 1144 | 1182 | 1218 | 1267 | 1336 |
|  | 1   | 2                      | 3                       | 4    | 5               | 6    | 7    | 8               | 9    | 10   | 11   | 12   |   |   |   |   |   |   |   |   |   |    |    |    |                   |      |      |      |      |      |      |      |      |      |      |      |      |
| <b>2075BRAPUT</b>  | 937   | 961                    | 981                     | 1005 | 1043            | 1078 | 1113 | 1144            | 1182 | 1218 | 1267 | 1336 |   |   |   |   |   |   |   |   |   |    |    |    |                   |      |      |      |      |      |      |      |      |      |      |      |      |
| <table border="1" style="width: 100%; text-align: center;"> <thead> <tr> <th></th><th>1</th><th>2</th><th>3</th><th>4</th><th>5</th><th>6</th><th>7</th><th>8</th><th>9</th><th>10</th><th>11</th><th>12</th> </tr> </thead> <tbody> <tr> <td><b>2075BRAUUT</b></td> <td>1056</td><td>1080</td><td>1101</td><td>1124</td><td>1161</td><td>1197</td><td>1233</td><td>1263</td><td>1301</td><td>1338</td><td>1386</td><td>1455</td> </tr> </tbody> </table> <p>Upholstered seat &amp; back</p> |   |                        |                         |      |                 |      |      |                 |      |      |      |      | 1 | 2 | 3 | 4 | 5 | 6 | 7 | 8 | 9 | 10 | 11 | 12 | <b>2075BRAUUT</b> | 1056 | 1080 | 1101 | 1124 | 1161 | 1197 | 1233 | 1263 | 1301 | 1338 | 1386 | 1455 |
|  | 1   | 2                      | 3                       | 4    | 5               | 6    | 7    | 8               | 9    | 10   | 11   | 12   |   |   |   |   |   |   |   |   |   |    |    |    |                   |      |      |      |      |      |      |      |      |      |      |      |      |
| <b>2075BRAUUT</b>  | 1056  | 1080                   | 1101                    | 1124 | 1161            | 1197 | 1233 | 1263            | 1301 | 1338 | 1386 | 1455 |   |   |   |   |   |   |   |   |   |    |    |    |                   |      |      |      |      |      |      |      |      |      |      |      |      |
|  <p><b>2075BRAPUT</b></p>  <p><b>2075BRAUUT</b></p>  | <p>Bullet glides or casters.<br/>Does not stack.</p>                                    | List price             |                         |      |                 |      |      |                 |      |      |      |      |   |   |   |   |   |   |   |   |   |    |    |    |                   |      |      |      |      |      |      |      |      |      |      |      |      |
|  |   | <b>2075BRAUUT</b> 1056 |                         |      |                 |      |      |                 |      |      |      |      |   |   |   |   |   |   |   |   |   |    |    |    |                   |      |      |      |      |      |      |      |      |      |      |      |      |
|  |   | OVERALL DIMENSIONS     |                         |      | SEAT DIMENSIONS |      |      | BACK DIMENSIONS |      |      |      |      |   |   |   |   |   |   |   |   |   |    |    |    |                   |      |      |      |      |      |      |      |      |      |      |      |      |
|  |   | W                      | D                       | H    | W               | D    | H    | W               | H    |      |      |      |   |   |   |   |   |   |   |   |   |    |    |    |                   |      |      |      |      |      |      |      |      |      |      |      |      |
| IN 26.5  | 27.25   | 33.25                  | 18                      | 18   | 17.5            | 16   | 16   |                 |      |      |      |      |   |   |   |   |   |   |   |   |   |    |    |    |                   |      |      |      |      |      |      |      |      |      |      |      |      |
| MM 673   | 692   | 845                    | 457                     | 457  | 445             | 406  | 406  |                 |      |      |      |      |   |   |   |   |   |   |   |   |   |    |    |    |                   |      |      |      |      |      |      |      |      |      |      |      |      |
| <div style="display: flex; align-items: center;"> <div style="border: 1px solid black; padding: 2px; margin-right: 10px;">RTA 00</div> <span>1 per carton</span> </div>  |   |                        |                         |      |                 |      |      |                 |      |      |      |      |   |   |   |   |   |   |   |   |   |    |    |    |                   |      |      |      |      |      |      |      |      |      |      |      |      |
|  <p><b>Armless Chair w/Backpack Rack and Tablet</b><br/>COM: N/A<br/>Unit weight: 23 LB   10.5 KG<br/>Carton weight: 32 LB   14.51 KG<br/>Carton volume: 17.5 FT<sup>3</sup>   0.49 MT<sup>3</sup></p>  | <p>Polypropylene seat &amp; back.<br/>Bullet glides or casters.<br/>Does not stack.</p> | List price             |                         |      |                 |      |      |                 |      |      |      |      |   |   |   |   |   |   |   |   |   |    |    |    |                   |      |      |      |      |      |      |      |      |      |      |      |      |
|  |   | <b>2075BRNPPT</b> 754  |                         |      |                 |      |      |                 |      |      |      |      |   |   |   |   |   |   |   |   |   |    |    |    |                   |      |      |      |      |      |      |      |      |      |      |      |      |
|  |   | OVERALL DIMENSIONS     |                         |      | SEAT DIMENSIONS |      |      | BACK DIMENSIONS |      |      |      |      |   |   |   |   |   |   |   |   |   |    |    |    |                   |      |      |      |      |      |      |      |      |      |      |      |      |
|  |   | W                      | D                       | H    | W               | D    | H    | W               | H    |      |      |      |   |   |   |   |   |   |   |   |   |    |    |    |                   |      |      |      |      |      |      |      |      |      |      |      |      |
| IN 25  | 27.25   | 33.25                  | 18                      | 18   | 17              | 16   | 16.5 |                 |      |      |      |      |   |   |   |   |   |   |   |   |   |    |    |    |                   |      |      |      |      |      |      |      |      |      |      |      |      |
| MM 635   | 692   | 845                    | 457                     | 457  | 432             | 406  | 419  |                 |      |      |      |      |   |   |   |   |   |   |   |   |   |    |    |    |                   |      |      |      |      |      |      |      |      |      |      |      |      |
| <div style="display: flex; align-items: center;"> <div style="border: 1px solid black; padding: 2px; margin-right: 10px;">RTA 00</div> <span>1 per carton</span> </div>  |   |                        |                         |      |                 |      |      |                 |      |      |      |      |   |   |   |   |   |   |   |   |   |    |    |    |                   |      |      |      |      |      |      |      |      |      |      |      |      |

| DESCRIPTION | FEATURES | MODEL# | STANDARD TEXTILE GRADES |   |   |   |   |   |   |   |   |    |    |    |
|-------------|----------|--------|-------------------------|---|---|---|---|---|---|---|---|----|----|----|
|             |          |        | 1                       | 2 | 3 | 4 | 5 | 6 | 7 | 8 | 9 | 10 | 11 | 12 |



2075BRNPUT



2075BRNUUT

**Armless Chair w/Backpack Rack and Tablet**

COM: 0.75 YD | 0.69 M  
 Unit weight: 26 LB | 11.8 KG  
 Carton weight: 35 LB | 15.88 KG  
 Carton volume: 17.5 FT³ | 0.49 MT³

Bullet glides or casters.  
 Does not stack.

|            |     |     |     |     |     |      |      |      |      |      |      |      |
|------------|-----|-----|-----|-----|-----|------|------|------|------|------|------|------|
| 2075BRNPUT | 878 | 902 | 922 | 946 | 984 | 1019 | 1054 | 1085 | 1123 | 1159 | 1208 | 1277 |
|------------|-----|-----|-----|-----|-----|------|------|------|------|------|------|------|

Upholstered seat

|            |     |      |      |      |      |      |      |      |      |      |      |      |
|------------|-----|------|------|------|------|------|------|------|------|------|------|------|
| 2075BRNUUT | 997 | 1021 | 1042 | 1065 | 1102 | 1138 | 1174 | 1204 | 1242 | 1279 | 1327 | 1396 |
|------------|-----|------|------|------|------|------|------|------|------|------|------|------|

Upholstered seat & back

|    | OVERALL DIMENSIONS |       |       | SEAT DIMENSIONS |     |      | BACK DIMENSIONS |     |
|----|--------------------|-------|-------|-----------------|-----|------|-----------------|-----|
|    | W                  | D     | H     | W               | D   | H    | W               | H   |
| IN | 25                 | 27.25 | 33.25 | 18              | 18  | 17.5 | 16              | 16  |
| MM | 635                | 692   | 845   | 457             | 457 | 445  | 406             | 406 |

**RTA 00** 1 per carton

List price

2075BSAPP 605



Bar Stool w/Arms

COM: N/A  
 Unit weight: 21 LB | 9.5 KG  
 Carton weight: 25 LB | 11.34 KG  
 Carton volume: 21.5 FT³ | 0.6 MT³

Polypropylene seat & back.  
 Stacks 5 high on floor.

|    | OVERALL DIMENSIONS |       |      | SEAT DIMENSIONS |     |     | BACK DIMENSIONS |      |
|----|--------------------|-------|------|-----------------|-----|-----|-----------------|------|
|    | W                  | D     | H    | W               | D   | H   | W               | H    |
| IN | 24                 | 24.75 | 45   | 18              | 18  | 29  | 16              | 16.5 |
| MM | 610                | 629   | 1143 | 457             | 457 | 737 | 406             | 419  |

**RTA 00** 2 per carton (pricing and specifications are for one seat unit)

|  | 1 | 2 | 3 | 4 | 5 | 6 | 7 | 8 | 9 | 10 | 11 | 12 |
|--|---|---|---|---|---|---|---|---|---|----|----|----|
|--|---|---|---|---|---|---|---|---|---|----|----|----|

|           |     |     |     |     |     |     |     |     |      |      |      |      |
|-----------|-----|-----|-----|-----|-----|-----|-----|-----|------|------|------|------|
| 2075BSAPU | 777 | 801 | 821 | 845 | 883 | 918 | 953 | 984 | 1022 | 1058 | 1107 | 1176 |
|-----------|-----|-----|-----|-----|-----|-----|-----|-----|------|------|------|------|

Upholstered seat

|           |     |     |     |     |      |      |      |      |      |      |      |      |
|-----------|-----|-----|-----|-----|------|------|------|------|------|------|------|------|
| 2075BSAUU | 895 | 919 | 939 | 963 | 1001 | 1036 | 1071 | 1102 | 1140 | 1176 | 1225 | 1294 |
|-----------|-----|-----|-----|-----|------|------|------|------|------|------|------|------|

Upholstered seat & back

|    | OVERALL DIMENSIONS |       |      | SEAT DIMENSIONS |     |      | BACK DIMENSIONS |     |
|----|--------------------|-------|------|-----------------|-----|------|-----------------|-----|
|    | W                  | D     | H    | W               | D   | H    | W               | H   |
| IN | 24                 | 24.75 | 45   | 18              | 18  | 29.5 | 16              | 16  |
| MM | 610                | 629   | 1143 | 457             | 457 | 749  | 406             | 406 |

**RTA 00** 2 per carton (pricing and specifications are for one seat unit)

List price

2075BSNPP 546



2075BSAPU



2075BSAUU

**Bar Stool w/Arms**

COM: 0.75 YD | 0.69 M  
 Unit weight: 24 LB | 10.9 KG  
 Carton weight: 28 LB | 12.7 KG  
 Carton volume: 21.5 FT³ | 0.6 MT³

Stacks 5 high on floor.

|    | OVERALL DIMENSIONS |       |      | SEAT DIMENSIONS |     |     | BACK DIMENSIONS |      |
|----|--------------------|-------|------|-----------------|-----|-----|-----------------|------|
|    | W                  | D     | H    | W               | D   | H   | W               | H    |
| IN | 22                 | 24.75 | 45   | 18              | 18  | 29  | 16              | 16.5 |
| MM | 559                | 629   | 1143 | 457             | 457 | 737 | 406             | 419  |

**RTA 00** 2 per carton (pricing and specifications are for one seat unit)

|  | 1 | 2 | 3 | 4 | 5 | 6 | 7 | 8 | 9 | 10 | 11 | 12 |
|--|---|---|---|---|---|---|---|---|---|----|----|----|
|--|---|---|---|---|---|---|---|---|---|----|----|----|

|           |     |     |     |     |     |     |     |     |     |     |      |      |
|-----------|-----|-----|-----|-----|-----|-----|-----|-----|-----|-----|------|------|
| 2075BSNPU | 717 | 741 | 761 | 785 | 823 | 858 | 893 | 924 | 962 | 998 | 1047 | 1116 |
|-----------|-----|-----|-----|-----|-----|-----|-----|-----|-----|-----|------|------|

Upholstered seat

|           |     |     |     |     |     |     |      |      |      |      |      |      |
|-----------|-----|-----|-----|-----|-----|-----|------|------|------|------|------|------|
| 2075BSNUU | 836 | 860 | 880 | 904 | 942 | 977 | 1012 | 1043 | 1081 | 1117 | 1166 | 1235 |
|-----------|-----|-----|-----|-----|-----|-----|------|------|------|------|------|------|

Upholstered seat & back

|    | OVERALL DIMENSIONS |       |      | SEAT DIMENSIONS |     |      | BACK DIMENSIONS |     |
|----|--------------------|-------|------|-----------------|-----|------|-----------------|-----|
|    | W                  | D     | H    | W               | D   | H    | W               | H   |
| IN | 22                 | 24.75 | 45   | 18              | 18  | 29.5 | 16              | 16  |
| MM | 559                | 629   | 1143 | 457             | 457 | 749  | 406             | 406 |

**RTA 00** 2 per carton (pricing and specifications are for one seat unit)



2075BSNPU


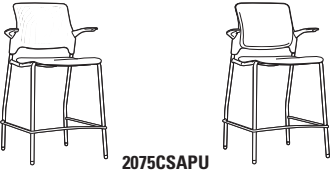





2075BSNUU



**Armless Bar Stool**


COM: 0.75 YD | 0.69 M  
 Unit weight: 20 LB | 9.1 KG  
 Carton weight: 24 LB | 10.89 KG  
 Carton volume: 17.75 FT³ | 0.5 MT³


Stacks 5 high on floor.


| DESCRIPTION  | FEATURES  | MODEL#             | STANDARD TEXTILE GRADES   |           |                 |           |             |                 |      |      |      |      |   |   |   |   |   |   |   |   |   |    |    |    |                  |     |     |     |     |     |     |     |     |     |     |      |      |                  |  |  |  |  |  |  |  |  |  |  |  |  |                  |     |     |     |     |     |     |      |      |      |      |      |      |                         |  |  |  |  |  |  |  |  |  |  |  |  |
|--|---|--------------------|---|-----------|-----------------|-----------|-------------|-----------------|------|------|------|------|---|---|---|---|---|---|---|---|---|----|----|----|------------------|-----|-----|-----|-----|-----|-----|-----|-----|-----|-----|------|------|------------------|--|--|--|--|--|--|--|--|--|--|--|--|------------------|-----|-----|-----|-----|-----|-----|------|------|------|------|------|------|-------------------------|--|--|--|--|--|--|--|--|--|--|--|--|
|  <p><b>Counter Stool w/Arms</b><br/>COM: N/A<br/>Unit weight: 20 LB   9.1 KG<br/>Carton weight: 24 LB   10.89 KG<br/>Carton volume: 21.5 FT³   0.6 MT³</p>  | Polypropylene seat & back.<br>Stacks 5 high on floor.                             | List price         |   |           |                 |           |             |                 |      |      |      |      |   |   |   |   |   |   |   |   |   |    |    |    |                  |     |     |     |     |     |     |     |     |     |     |      |      |                  |  |  |  |  |  |  |  |  |  |  |  |  |                  |     |     |     |     |     |     |      |      |      |      |      |      |                         |  |  |  |  |  |  |  |  |  |  |  |  |
|  |   | <b>2075CSAPP</b>   | 546   |           |                 |           |             |                 |      |      |      |      |   |   |   |   |   |   |   |   |   |    |    |    |                  |     |     |     |     |     |     |     |     |     |     |      |      |                  |  |  |  |  |  |  |  |  |  |  |  |  |                  |     |     |     |     |     |     |      |      |      |      |      |      |                         |  |  |  |  |  |  |  |  |  |  |  |  |
|  |   | OVERALL DIMENSIONS |   |           | SEAT DIMENSIONS |           |             | BACK DIMENSIONS |      |      |      |      |   |   |   |   |   |   |   |   |   |    |    |    |                  |     |     |     |     |     |     |     |     |     |     |      |      |                  |  |  |  |  |  |  |  |  |  |  |  |  |                  |     |     |     |     |     |     |      |      |      |      |      |      |                         |  |  |  |  |  |  |  |  |  |  |  |  |
|  |   | W                  | D   | H         | W               | D         | H           | W               | H    |      |      |      |   |   |   |   |   |   |   |   |   |    |    |    |                  |     |     |     |     |     |     |     |     |     |     |      |      |                  |  |  |  |  |  |  |  |  |  |  |  |  |                  |     |     |     |     |     |     |      |      |      |      |      |      |                         |  |  |  |  |  |  |  |  |  |  |  |  |
| IN 24<br>MM 610  | 24.75<br>629  | 40<br>1016         | 18<br>457   | 18<br>457 | 24<br>610       | 16<br>406 | 16.5<br>419 |                 |      |      |      |      |   |   |   |   |   |   |   |   |   |    |    |    |                  |     |     |     |     |     |     |     |     |     |     |      |      |                  |  |  |  |  |  |  |  |  |  |  |  |  |                  |     |     |     |     |     |     |      |      |      |      |      |      |                         |  |  |  |  |  |  |  |  |  |  |  |  |
|  |   | <b>RTA 00</b>      | 2 per carton (pricing and specifications are for one seat unit) |           |                 |           |             |                 |      |      |      |      |   |   |   |   |   |   |   |   |   |    |    |    |                  |     |     |     |     |     |     |     |     |     |     |      |      |                  |  |  |  |  |  |  |  |  |  |  |  |  |                  |     |     |     |     |     |     |      |      |      |      |      |      |                         |  |  |  |  |  |  |  |  |  |  |  |  |
| <table border="1"> <thead> <tr> <th></th> <th>1</th> <th>2</th> <th>3</th> <th>4</th> <th>5</th> <th>6</th> <th>7</th> <th>8</th> <th>9</th> <th>10</th> <th>11</th> <th>12</th> </tr> </thead> <tbody> <tr> <td><b>2075CSAPU</b></td> <td>717</td> <td>741</td> <td>761</td> <td>785</td> <td>823</td> <td>858</td> <td>893</td> <td>924</td> <td>962</td> <td>998</td> <td>1047</td> <td>1116</td> </tr> <tr> <td colspan="13">Upholstered seat</td> </tr> <tr> <td><b>2075CSAAU</b></td> <td>836</td> <td>860</td> <td>880</td> <td>904</td> <td>942</td> <td>977</td> <td>1012</td> <td>1043</td> <td>1081</td> <td>1117</td> <td>1166</td> <td>1235</td> </tr> <tr> <td colspan="13">Upholstered seat &amp; back</td> </tr> </tbody> </table> |   |                    |   |           |                 |           |             |                 |      |      |      |      | 1 | 2 | 3 | 4 | 5 | 6 | 7 | 8 | 9 | 10 | 11 | 12 | <b>2075CSAPU</b> | 717 | 741 | 761 | 785 | 823 | 858 | 893 | 924 | 962 | 998 | 1047 | 1116 | Upholstered seat |  |  |  |  |  |  |  |  |  |  |  |  | <b>2075CSAAU</b> | 836 | 860 | 880 | 904 | 942 | 977 | 1012 | 1043 | 1081 | 1117 | 1166 | 1235 | Upholstered seat & back |  |  |  |  |  |  |  |  |  |  |  |  |
|  | 1   | 2                  | 3   | 4         | 5               | 6         | 7           | 8               | 9    | 10   | 11   | 12   |   |   |   |   |   |   |   |   |   |    |    |    |                  |     |     |     |     |     |     |     |     |     |     |      |      |                  |  |  |  |  |  |  |  |  |  |  |  |  |                  |     |     |     |     |     |     |      |      |      |      |      |      |                         |  |  |  |  |  |  |  |  |  |  |  |  |
| <b>2075CSAPU</b>   | 717   | 741                | 761   | 785       | 823             | 858       | 893         | 924             | 962  | 998  | 1047 | 1116 |   |   |   |   |   |   |   |   |   |    |    |    |                  |     |     |     |     |     |     |     |     |     |     |      |      |                  |  |  |  |  |  |  |  |  |  |  |  |  |                  |     |     |     |     |     |     |      |      |      |      |      |      |                         |  |  |  |  |  |  |  |  |  |  |  |  |
| Upholstered seat   |   |                    |   |           |                 |           |             |                 |      |      |      |      |   |   |   |   |   |   |   |   |   |    |    |    |                  |     |     |     |     |     |     |     |     |     |     |      |      |                  |  |  |  |  |  |  |  |  |  |  |  |  |                  |     |     |     |     |     |     |      |      |      |      |      |      |                         |  |  |  |  |  |  |  |  |  |  |  |  |
| <b>2075CSAAU</b>   | 836   | 860                | 880   | 904       | 942             | 977       | 1012        | 1043            | 1081 | 1117 | 1166 | 1235 |   |   |   |   |   |   |   |   |   |    |    |    |                  |     |     |     |     |     |     |     |     |     |     |      |      |                  |  |  |  |  |  |  |  |  |  |  |  |  |                  |     |     |     |     |     |     |      |      |      |      |      |      |                         |  |  |  |  |  |  |  |  |  |  |  |  |
| Upholstered seat & back  |   |                    |   |           |                 |           |             |                 |      |      |      |      |   |   |   |   |   |   |   |   |   |    |    |    |                  |     |     |     |     |     |     |     |     |     |     |      |      |                  |  |  |  |  |  |  |  |  |  |  |  |  |                  |     |     |     |     |     |     |      |      |      |      |      |      |                         |  |  |  |  |  |  |  |  |  |  |  |  |
|  <p><b>Counter Stool w/Arms</b><br/>COM: 0.75 YD   0.69 M<br/>Unit weight: 23 LB   10.5 KG<br/>Carton weight: 27 LB   12.25 KG<br/>Carton volume: 21.5 FT³   0.6 MT³</p>  | Stacks 5 high on floor.   | List price         |   |           |                 |           |             |                 |      |      |      |      |   |   |   |   |   |   |   |   |   |    |    |    |                  |     |     |     |     |     |     |     |     |     |     |      |      |                  |  |  |  |  |  |  |  |  |  |  |  |  |                  |     |     |     |     |     |     |      |      |      |      |      |      |                         |  |  |  |  |  |  |  |  |  |  |  |  |
|  |   | <b>2075CSAPP</b>   | 546   |           |                 |           |             |                 |      |      |      |      |   |   |   |   |   |   |   |   |   |    |    |    |                  |     |     |     |     |     |     |     |     |     |     |      |      |                  |  |  |  |  |  |  |  |  |  |  |  |  |                  |     |     |     |     |     |     |      |      |      |      |      |      |                         |  |  |  |  |  |  |  |  |  |  |  |  |
|  |   | OVERALL DIMENSIONS |   |           | SEAT DIMENSIONS |           |             | BACK DIMENSIONS |      |      |      |      |   |   |   |   |   |   |   |   |   |    |    |    |                  |     |     |     |     |     |     |     |     |     |     |      |      |                  |  |  |  |  |  |  |  |  |  |  |  |  |                  |     |     |     |     |     |     |      |      |      |      |      |      |                         |  |  |  |  |  |  |  |  |  |  |  |  |
|  |   | W                  | D   | H         | W               | D         | H           | W               | H    |      |      |      |   |   |   |   |   |   |   |   |   |    |    |    |                  |     |     |     |     |     |     |     |     |     |     |      |      |                  |  |  |  |  |  |  |  |  |  |  |  |  |                  |     |     |     |     |     |     |      |      |      |      |      |      |                         |  |  |  |  |  |  |  |  |  |  |  |  |
| IN 24<br>MM 610  | 24.75<br>629  | 40<br>1016         | 18<br>457   | 18<br>457 | 24.5<br>622     | 16<br>406 | 16<br>406   |                 |      |      |      |      |   |   |   |   |   |   |   |   |   |    |    |    |                  |     |     |     |     |     |     |     |     |     |     |      |      |                  |  |  |  |  |  |  |  |  |  |  |  |  |                  |     |     |     |     |     |     |      |      |      |      |      |      |                         |  |  |  |  |  |  |  |  |  |  |  |  |
|  |   | <b>RTA 00</b>      | 2 per carton (pricing and specifications are for one seat unit) |           |                 |           |             |                 |      |      |      |      |   |   |   |   |   |   |   |   |   |    |    |    |                  |     |     |     |     |     |     |     |     |     |     |      |      |                  |  |  |  |  |  |  |  |  |  |  |  |  |                  |     |     |     |     |     |     |      |      |      |      |      |      |                         |  |  |  |  |  |  |  |  |  |  |  |  |
|  <p><b>Armless Counter Stool</b><br/>COM: N/A<br/>Unit weight: 16 LB   7.3 KG<br/>Carton weight: 20 LB   9.07 KG<br/>Carton volume: 19 FT³   0.53 MT³</p>   | Polypropylene seat & back.<br>Stacks 5 high on floor.                             | List price         |   |           |                 |           |             |                 |      |      |      |      |   |   |   |   |   |   |   |   |   |    |    |    |                  |     |     |     |     |     |     |     |     |     |     |      |      |                  |  |  |  |  |  |  |  |  |  |  |  |  |                  |     |     |     |     |     |     |      |      |      |      |      |      |                         |  |  |  |  |  |  |  |  |  |  |  |  |
|  |   | <b>2075CSNPP</b>   | 486   |           |                 |           |             |                 |      |      |      |      |   |   |   |   |   |   |   |   |   |    |    |    |                  |     |     |     |     |     |     |     |     |     |     |      |      |                  |  |  |  |  |  |  |  |  |  |  |  |  |                  |     |     |     |     |     |     |      |      |      |      |      |      |                         |  |  |  |  |  |  |  |  |  |  |  |  |
|  |   | OVERALL DIMENSIONS |   |           | SEAT DIMENSIONS |           |             | BACK DIMENSIONS |      |      |      |      |   |   |   |   |   |   |   |   |   |    |    |    |                  |     |     |     |     |     |     |     |     |     |     |      |      |                  |  |  |  |  |  |  |  |  |  |  |  |  |                  |     |     |     |     |     |     |      |      |      |      |      |      |                         |  |  |  |  |  |  |  |  |  |  |  |  |
|  |   | W                  | D   | H         | W               | D         | H           | W               | H    |      |      |      |   |   |   |   |   |   |   |   |   |    |    |    |                  |     |     |     |     |     |     |     |     |     |     |      |      |                  |  |  |  |  |  |  |  |  |  |  |  |  |                  |     |     |     |     |     |     |      |      |      |      |      |      |                         |  |  |  |  |  |  |  |  |  |  |  |  |
| IN 22<br>MM 559  | 24.75<br>629  | 40<br>1016         | 18<br>457   | 18<br>457 | 24<br>610       | 16<br>406 | 16.5<br>419 |                 |      |      |      |      |   |   |   |   |   |   |   |   |   |    |    |    |                  |     |     |     |     |     |     |     |     |     |     |      |      |                  |  |  |  |  |  |  |  |  |  |  |  |  |                  |     |     |     |     |     |     |      |      |      |      |      |      |                         |  |  |  |  |  |  |  |  |  |  |  |  |
|  |   | <b>RTA 00</b>      | 2 per carton (pricing and specifications are for one seat unit) |           |                 |           |             |                 |      |      |      |      |   |   |   |   |   |   |   |   |   |    |    |    |                  |     |     |     |     |     |     |     |     |     |     |      |      |                  |  |  |  |  |  |  |  |  |  |  |  |  |                  |     |     |     |     |     |     |      |      |      |      |      |      |                         |  |  |  |  |  |  |  |  |  |  |  |  |
|  <p><b>Armless Counter Stool</b><br/>COM: 0.75 YD   0.69 M<br/>Unit weight: 19 LB   8.6 KG<br/>Carton weight: 23 LB   10.43 KG<br/>Carton volume: 19 FT³   0.53 MT³</p>   | Stacks 5 high on floor.   | List price         |   |           |                 |           |             |                 |      |      |      |      |   |   |   |   |   |   |   |   |   |    |    |    |                  |     |     |     |     |     |     |     |     |     |     |      |      |                  |  |  |  |  |  |  |  |  |  |  |  |  |                  |     |     |     |     |     |     |      |      |      |      |      |      |                         |  |  |  |  |  |  |  |  |  |  |  |  |
|  |   | <b>2075CSNPU</b>   | 658   |           |                 |           |             |                 |      |      |      |      |   |   |   |   |   |   |   |   |   |    |    |    |                  |     |     |     |     |     |     |     |     |     |     |      |      |                  |  |  |  |  |  |  |  |  |  |  |  |  |                  |     |     |     |     |     |     |      |      |      |      |      |      |                         |  |  |  |  |  |  |  |  |  |  |  |  |
|  |   | OVERALL DIMENSIONS |   |           | SEAT DIMENSIONS |           |             | BACK DIMENSIONS |      |      |      |      |   |   |   |   |   |   |   |   |   |    |    |    |                  |     |     |     |     |     |     |     |     |     |     |      |      |                  |  |  |  |  |  |  |  |  |  |  |  |  |                  |     |     |     |     |     |     |      |      |      |      |      |      |                         |  |  |  |  |  |  |  |  |  |  |  |  |
|  |   | W                  | D   | H         | W               | D         | H           | W               | H    |      |      |      |   |   |   |   |   |   |   |   |   |    |    |    |                  |     |     |     |     |     |     |     |     |     |     |      |      |                  |  |  |  |  |  |  |  |  |  |  |  |  |                  |     |     |     |     |     |     |      |      |      |      |      |      |                         |  |  |  |  |  |  |  |  |  |  |  |  |
| IN 22<br>MM 559  | 24.75<br>629  | 40<br>1016         | 18<br>457   | 18<br>457 | 24.5<br>622     | 16<br>406 | 16<br>406   |                 |      |      |      |      |   |   |   |   |   |   |   |   |   |    |    |    |                  |     |     |     |     |     |     |     |     |     |     |      |      |                  |  |  |  |  |  |  |  |  |  |  |  |  |                  |     |     |     |     |     |     |      |      |      |      |      |      |                         |  |  |  |  |  |  |  |  |  |  |  |  |
|  |   | <b>RTA 00</b>      | 2 per carton (pricing and specifications are for one seat unit) |           |                 |           |             |                 |      |      |      |      |   |   |   |   |   |   |   |   |   |    |    |    |                  |     |     |     |     |     |     |     |     |     |     |      |      |                  |  |  |  |  |  |  |  |  |  |  |  |  |                  |     |     |     |     |     |     |      |      |      |      |      |      |                         |  |  |  |  |  |  |  |  |  |  |  |  |
|  <p><b>Armchair w/Sled Base</b><br/>COM: N/A<br/>Unit weight: 14 LB   6.4 KG<br/>Carton weight: 17.25 LB   7.82 KG<br/>Carton volume: 26.75 FT³   0.75 MT³</p>  | Polypropylene seat & back.<br>Stacks 5 high on floor.<br>Stacks 15 high on dolly. | List price         |   |           |                 |           |             |                 |      |      |      |      |   |   |   |   |   |   |   |   |   |    |    |    |                  |     |     |     |     |     |     |     |     |     |     |      |      |                  |  |  |  |  |  |  |  |  |  |  |  |  |                  |     |     |     |     |     |     |      |      |      |      |      |      |                         |  |  |  |  |  |  |  |  |  |  |  |  |
|  |   | <b>2076APP</b>     | 498   |           |                 |           |             |                 |      |      |      |      |   |   |   |   |   |   |   |   |   |    |    |    |                  |     |     |     |     |     |     |     |     |     |     |      |      |                  |  |  |  |  |  |  |  |  |  |  |  |  |                  |     |     |     |     |     |     |      |      |      |      |      |      |                         |  |  |  |  |  |  |  |  |  |  |  |  |
|  |   | OVERALL DIMENSIONS |   |           | SEAT DIMENSIONS |           |             | BACK DIMENSIONS |      |      |      |      |   |   |   |   |   |   |   |   |   |    |    |    |                  |     |     |     |     |     |     |     |     |     |     |      |      |                  |  |  |  |  |  |  |  |  |  |  |  |  |                  |     |     |     |     |     |     |      |      |      |      |      |      |                         |  |  |  |  |  |  |  |  |  |  |  |  |
|  |   | W                  | D   | H         | W               | D         | H           | W               | H    |      |      |      |   |   |   |   |   |   |   |   |   |    |    |    |                  |     |     |     |     |     |     |     |     |     |     |      |      |                  |  |  |  |  |  |  |  |  |  |  |  |  |                  |     |     |     |     |     |     |      |      |      |      |      |      |                         |  |  |  |  |  |  |  |  |  |  |  |  |
| IN 24<br>MM 610  | 25<br>635   | 33.25<br>845       | 18<br>457   | 18<br>457 | 17<br>432       | 16<br>406 | 16.5<br>419 |                 |      |      |      |      |   |   |   |   |   |   |   |   |   |    |    |    |                  |     |     |     |     |     |     |     |     |     |     |      |      |                  |  |  |  |  |  |  |  |  |  |  |  |  |                  |     |     |     |     |     |     |      |      |      |      |      |      |                         |  |  |  |  |  |  |  |  |  |  |  |  |
|  |   | <b>RTA 00</b>      | 4 per carton (pricing and specifications are for one seat unit) |           |                 |           |             |                 |      |      |      |      |   |   |   |   |   |   |   |   |   |    |    |    |                  |     |     |     |     |     |     |     |     |     |     |      |      |                  |  |  |  |  |  |  |  |  |  |  |  |  |                  |     |     |     |     |     |     |      |      |      |      |      |      |                         |  |  |  |  |  |  |  |  |  |  |  |  |


| DESCRIPTION | FEATURES | MODEL# | STANDARD TEXTILE GRADES |   |   |   |   |   |   |   |   |    |    |    |
|-------------|----------|--------|-------------------------|---|---|---|---|---|---|---|---|----|----|----|
|             |          |        | 1                       | 2 | 3 | 4 | 5 | 6 | 7 | 8 | 9 | 10 | 11 | 12 |




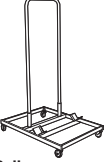

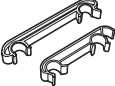
|  |   |                         |   |          |          |                        |          |          |                        |          |      |      |      |      |  |
|--|---|-------------------------|---|----------|----------|------------------------|----------|----------|------------------------|----------|------|------|------|------|--|
|  <p><b>2076APU</b></p> <p><b>Armchair w/Sled Base</b><br/>COM: 0.75 YD   0.69 M<br/>Unit weight: 17 LB   7.7 KG<br/>Carton weight: 20.25 LB   9.19 KG<br/>Carton volume: 26.75 FT<sup>3</sup>   0.75 MT<sup>3</sup></p> |  <p><b>2076AAU</b></p> <p>Stacks 5 high on floor.<br/>Stacks 10 high on dolly.</p> | <b>2076APU</b>          | 670   | 694      | 714      | 738                    | 776      | 811      | 846                    | 877      | 915  | 951  | 1000 | 1069 |  |
|  |   | Upholstered seat        |   |          |          |                        |          |          |                        |          |      |      |      |      |  |
|  |   | <b>2076AAU</b>          | 789   | 813      | 833      | 857                    | 895      | 930      | 965                    | 996      | 1034 | 1070 | 1119 | 1188 |  |
|  |   | Upholstered seat & back |   |          |          |                        |          |          |                        |          |      |      |      |      |  |
|  |   |                         | <b>OVERALL DIMENSIONS</b>                                       |          |          | <b>SEAT DIMENSIONS</b> |          |          | <b>BACK DIMENSIONS</b> |          |      |      |      |      |  |
|  |   |                         | <b>W</b>  | <b>D</b> | <b>H</b> | <b>W</b>               | <b>D</b> | <b>H</b> | <b>W</b>               | <b>H</b> |      |      |      |      |  |
|  |   |                         | IN 24   | 25       | 33.25    | 18                     | 18       | 17.5     | 16                     |          | 16   |      |      |      |  |
|  |   |                         | MM 610  | 635      | 845      | 457                    | 457      | 445      | 406                    |          | 406  |      |      |      |  |
|  |   |                         | <b>RTA 00</b>   |          |          |                        |          |          |                        |          |      |      |      |      |  |
|  |   |                         | 4 per carton (pricing and specifications are for one seat unit) |          |          |                        |          |          |                        |          |      |      |      |      |  |

|  |  |                   |   |          |          |                        |          |          |                        |          |      |  |  |  |
|--|--|-------------------|---|----------|----------|------------------------|----------|----------|------------------------|----------|------|--|--|--|
|  <p><b>2076NPP</b></p> <p><b>Armless Chair w/Sled Base</b><br/>COM: N/A<br/>Unit weight: 10 LB   4.5 KG<br/>Carton weight: 13.25 LB   6.01 KG<br/>Carton volume: 19.25 FT<sup>3</sup>   0.54 MT<sup>3</sup></p> | <p>Polypropylene seat &amp; back.<br/>Stacks 5 high on floor.<br/>Stacks 15 high on dolly.</p> | <b>List price</b> |   |          |          |                        |          |          |                        |          |      |  |  |  |
|  |  | <b>2076NPP</b>    | 439   |          |          |                        |          |          |                        |          |      |  |  |  |
|  |  |                   | <b>OVERALL DIMENSIONS</b>                                       |          |          | <b>SEAT DIMENSIONS</b> |          |          | <b>BACK DIMENSIONS</b> |          |      |  |  |  |
|  |  |                   | <b>W</b>  | <b>D</b> | <b>H</b> | <b>W</b>               | <b>D</b> | <b>H</b> | <b>W</b>               | <b>H</b> |      |  |  |  |
|  |  |                   | IN 20.5   | 25       | 33.25    | 18                     | 18       | 18       | 16                     |          | 16.5 |  |  |  |
|  |  |                   | MM 521  | 635      | 845      | 457                    | 457      | 457      | 406                    |          | 419  |  |  |  |
|  |  |                   | <b>RTA 00</b>   |          |          |                        |          |          |                        |          |      |  |  |  |
|  |  |                   | 4 per carton (pricing and specifications are for one seat unit) |          |          |                        |          |          |                        |          |      |  |  |  |

|   |   |                         |   |          |          |                        |          |          |                        |          |     |      |      |      |  |
|---|---|-------------------------|---|----------|----------|------------------------|----------|----------|------------------------|----------|-----|------|------|------|--|
|  <p><b>2076NPU</b></p> <p><b>Armless Chair w/Sled Base</b><br/>COM: 0.75 YD   0.69 M<br/>Unit weight: 13 LB   5.9 KG<br/>Carton weight: 16.25 LB   7.37 KG<br/>Carton volume: 19.25 FT<sup>3</sup>   0.54 MT<sup>3</sup></p> | <p>Stacks 5 high on floor.<br/>Stacks 10 high on dolly.</p> | <b>2076NPU</b>          | 611   | 635      | 655      | 679                    | 717      | 752      | 787                    | 818      | 856 | 892  | 941  | 1010 |  |
|   |   | Upholstered seat        |   |          |          |                        |          |          |                        |          |     |      |      |      |  |
|   |   | <b>2076NUU</b>          | 729   | 753      | 773      | 797                    | 835      | 870      | 905                    | 936      | 974 | 1010 | 1059 | 1128 |  |
|   |   | Upholstered seat & back |   |          |          |                        |          |          |                        |          |     |      |      |      |  |
|   |   |                         | <b>OVERALL DIMENSIONS</b>                                       |          |          | <b>SEAT DIMENSIONS</b> |          |          | <b>BACK DIMENSIONS</b> |          |     |      |      |      |  |
|   |   |                         | <b>W</b>  | <b>D</b> | <b>H</b> | <b>W</b>               | <b>D</b> | <b>H</b> | <b>W</b>               | <b>H</b> |     |      |      |      |  |
|   |   |                         | IN 20.5   | 25       | 33.25    | 18                     | 18       | 17.5     | 16                     |          | 16  |      |      |      |  |
|   |   |                         | MM 521  | 635      | 845      | 457                    | 457      | 445      | 406                    |          | 406 |      |      |      |  |
|   |   |                         | <b>RTA 00</b>   |          |          |                        |          |          |                        |          |     |      |      |      |  |
|   |   |                         | 4 per carton (pricing and specifications are for one seat unit) |          |          |                        |          |          |                        |          |     |      |      |      |  |

|   |   |                   |                           |          |          |                        |          |          |                        |          |      |  |  |  |
|---|---|-------------------|---------------------------|----------|----------|------------------------|----------|----------|------------------------|----------|------|--|--|--|
|  <p><b>2076APPT</b></p> <p><b>Armchair w/Sled Base and Tablet</b><br/>COM: N/A<br/>Unit weight: 20 LB   9.1 KG<br/>Carton weight: 27 LB   12.25 KG<br/>Carton volume: 14.75 FT<sup>3</sup>   0.41 MT<sup>3</sup></p> | <p>Polypropylene seat &amp; back.<br/>Does not stack.</p> | <b>List price</b> |                           |          |          |                        |          |          |                        |          |      |  |  |  |
|   |   | <b>2076APPT</b>   | 759                       |          |          |                        |          |          |                        |          |      |  |  |  |
|   |   |                   | <b>OVERALL DIMENSIONS</b> |          |          | <b>SEAT DIMENSIONS</b> |          |          | <b>BACK DIMENSIONS</b> |          |      |  |  |  |
|   |   |                   | <b>W</b>                  | <b>D</b> | <b>H</b> | <b>W</b>               | <b>D</b> | <b>H</b> | <b>W</b>               | <b>H</b> |      |  |  |  |
|   |   |                   | IN 26.5                   | 27.25    | 33.25    | 18                     | 18       | 17       | 16                     |          | 16.5 |  |  |  |
|   |   |                   | MM 673                    | 692      | 845      | 457                    | 457      | 432      | 406                    |          | 419  |  |  |  |
|   |   |                   | <b>RTA 00</b>             |          |          |                        |          |          |                        |          |      |  |  |  |
|   |   |                   | 1 per carton              |          |          |                        |          |          |                        |          |      |  |  |  |

|   |                        |                         |                           |          |          |                        |          |          |                        |          |      |      |      |      |  |
|---|------------------------|-------------------------|---------------------------|----------|----------|------------------------|----------|----------|------------------------|----------|------|------|------|------|--|
|  <p><b>2076APUT</b></p> <p><b>Armchair w/Sled Base and Tablet</b><br/>COM: 0.75 YD   0.69 M<br/>Unit weight: 25 LB   11.4 KG<br/>Carton weight: 32 LB   14.51 KG<br/>Carton volume: 14.75 FT<sup>3</sup>   0.41 MT<sup>3</sup></p> | <p>Does not stack.</p> | <b>2076APUT</b>         | 884                       | 908      | 928      | 952                    | 990      | 1025     | 1060                   | 1091     | 1129 | 1165 | 1214 | 1283 |  |
|   |                        | Upholstered seat        |                           |          |          |                        |          |          |                        |          |      |      |      |      |  |
|   |                        | <b>2076AUUT</b>         | 1003                      | 1027     | 1048     | 1071                   | 1108     | 1144     | 1180                   | 1210     | 1248 | 1285 | 1333 | 1402 |  |
|   |                        | Upholstered seat & back |                           |          |          |                        |          |          |                        |          |      |      |      |      |  |
|   |                        |                         | <b>OVERALL DIMENSIONS</b> |          |          | <b>SEAT DIMENSIONS</b> |          |          | <b>BACK DIMENSIONS</b> |          |      |      |      |      |  |
|   |                        |                         | <b>W</b>                  | <b>D</b> | <b>H</b> | <b>W</b>               | <b>D</b> | <b>H</b> | <b>W</b>               | <b>H</b> |      |      |      |      |  |
|   |                        |                         | IN 26.5                   | 27.25    | 33.25    | 18                     | 18       | 17.5     | 16                     |          | 16   |      |      |      |  |
|   |                        |                         | MM 673                    | 692      | 845      | 457                    | 457      | 445      | 406                    |          | 406  |      |      |      |  |
|   |                        |                         | <b>RTA 00</b>             |          |          |                        |          |          |                        |          |      |      |      |      |  |
|   |                        |                         | 1 per carton              |          |          |                        |          |          |                        |          |      |      |      |      |  |

| DESCRIPTION   | FEATURES   | MODEL#                  | STANDARD TEXTILE GRADES |                         |                 |       |                 |                 |      |                 |      |      |  |      |      |      |
|---|--|-------------------------|-------------------------|-------------------------|-----------------|-------|-----------------|-----------------|------|-----------------|------|------|--|------|------|------|
|  <p><b>Armless Chair w/Sled Base and Tablet</b><br/>COM: N/A<br/>Unit weight: 20 LB   9.1 KG<br/>Carton weight: 27 LB   12.25 KG<br/>Carton volume: 14.75 FT<sup>3</sup>   0.41 MT<sup>3</sup></p>   | <p>Polypropylene seat &amp; back.<br/>Does not stack.</p>      | List price              |                         |                         |                 |       |                 |                 |      |                 |      |      |  |      |      |      |
|   |  | 2076NPPT                | 700                     |                         |                 |       |                 |                 |      |                 |      |      |  |      |      |      |
|   |  | OVERALL DIMENSIONS      |                         |                         | SEAT DIMENSIONS |       |                 | BACK DIMENSIONS |      |                 |      |      |  |      |      |      |
|   |  | IN                      | 26.5                    | 27.25                   | 33.25           | 18    | 18              | 17              | 16   | 16.5            |      |      |  |      |      |      |
| MM  | 673  | 692                     | 845                     | 457                     | 457             | 432   | 406             | 419             |      |                 |      |      |  |      |      |      |
|   |  |                         |                         | RTA 00                  |                 |       |                 |                 |      |                 |      |      | 1 per carton   |      |      |      |
|   |  |                         |                         | 1                       | 2               | 3     | 4               | 5               | 6    | 7               | 8    | 9    | 10   | 11   | 12   |      |
|   |  |                         |                         | 2076NPPT                | 825             | 849   | 869             | 893             | 931  | 966             | 1001 | 1032 | 1070   | 1106 | 1155 | 1224 |
|   |  |                         |                         | Upholstered seat        |                 |       |                 |                 |      |                 |      |      |  |      |      |      |
|   |  |                         |                         | 2076NUUT                | 944             | 968   | 989             | 1012            | 1049 | 1085            | 1121 | 1151 | 1189   | 1226 | 1274 | 1343 |
|   |  |                         |                         | Upholstered seat & back |                 |       |                 |                 |      |                 |      |      |  |      |      |      |
|   |  |                         |                         | OVERALL DIMENSIONS      |                 |       | SEAT DIMENSIONS |                 |      | BACK DIMENSIONS |      |      |  |      |      |      |
|   |  |                         |                         | IN                      | 25              | 27.25 | 33.25           | 18              | 18   | 17.5            | 16   | 16   |  |      |      |      |
|   |  |                         |                         | MM                      | 635             | 692   | 845             | 457             | 457  | 445             | 406  | 406  |  |      |      |      |
|   |  |                         |                         | RTA 00                  |                 |       |                 |                 |      |                 |      |      | 1 per carton   |      |      |      |
|   <p><b>Armless Chair w/Sled Base and Tablet</b><br/>COM: 0.75 YD   0.69 M<br/>Unit weight: 23 LB   10.5 KG<br/>Carton weight: 30 LB   13.61 KG<br/>Carton volume: 14.75 FT<sup>3</sup>   0.41 MT<sup>3</sup></p> | <p>Does not stack.</p>   | List price              |                         |                         |                 |       |                 |                 |      |                 |      |      |  |      |      |      |
|   |  | 2076NPUT                | 700                     |                         |                 |       |                 |                 |      |                 |      |      |  |      |      |      |
|   |  | 2076NUUT                | 700                     |                         |                 |       |                 |                 |      |                 |      |      |  |      |      |      |
|   |  | Upholstered seat & back |                         |                         |                 |       |                 |                 |      |                 |      |      |  |      |      |      |
|   |  |                         |                         | OVERALL DIMENSIONS      |                 |       | SEAT DIMENSIONS |                 |      | BACK DIMENSIONS |      |      |  |      |      |      |
|   |  |                         |                         | IN                      | 25              | 27.25 | 33.25           | 18              | 18   | 17.5            | 16   | 16   |  |      |      |      |
|   |  |                         |                         | MM                      | 635             | 692   | 845             | 457             | 457  | 445             | 406  | 406  |  |      |      |      |
|   |  |                         |                         | RTA 00                  |                 |       |                 |                 |      |                 |      |      | 1 per carton   |      |      |      |
|  <p><b>Dolly</b><br/>COM: N/A<br/>Unit weight: 32 LB   14.5 KG<br/>Carton weight: 41 LB   18.6 KG<br/>Carton volume: 6.75 FT<sup>3</sup>   0.19 MT<sup>3</sup></p>   | <p>Accommodates 10-15 chairs depending on model.</p>           | List price              |                         |                         |                 |       |                 |                 |      |                 |      |      |  |      |      |      |
|   |  | 2085                    | 738                     |                         |                 |       |                 |                 |      |                 |      |      |  |      |      |      |
|   |  | OVERALL DIMENSIONS      |                         |                         | SEAT DIMENSIONS |       |                 | BACK DIMENSIONS |      |                 |      |      |  |      |      |      |
|   |  | IN                      | 24                      | 33.5                    | 53              | -     | -               | -               | -    | -               |      |      |  |      |      |      |
| MM  | 610  | 851                     | 1346                    | -                       | -               | -     | -               | -               |      |                 |      |      |  |      |      |      |
|   |  |                         |                         | RTA 00                  |                 |       |                 |                 |      |                 |      |      | 1 per carton   |      |      |      |
|  <p><b>Ganging Clamps - Set of 2</b><br/>COM: N/A<br/>Unit weight: 0.09 LB   0.04 KG<br/>Carton weight: 0.2 LB   0.09 KG<br/>Carton volume: 1 FT<sup>3</sup>   0.02 MT<sup>3</sup></p>   | <p>For use with armchair models.<br/>Chair clearance 0.25"</p> | List price              |                         |                         |                 |       |                 |                 |      |                 |      |      |  |      |      |      |
|   |  | 5233                    | 15                      |                         |                 |       |                 |                 |      |                 |      |      |  |      |      |      |
|   |  | OVERALL DIMENSIONS      |                         |                         | SEAT DIMENSIONS |       |                 | BACK DIMENSIONS |      |                 |      |      |  |      |      |      |
|   |  | IN                      | 0.87                    | 7.75                    | 1.5             | -     | -               | -               | -    | -               |      |      |  |      |      |      |
| MM  | 22   | 197                     | 38                      | -                       | -               | -     | -               | -               |      |                 |      |      |  |      |      |      |
|   |  |                         |                         | RTA 00                  |                 |       |                 |                 |      |                 |      |      | Pricing is for the set, specifications are for one clamp |      |      |      |
|   |  |                         |                         |                         |                 |       | courier         |                 |      |                 |      |      |  |      |      |      |
|  <p><b>Ganging Brackets - Set of 2</b><br/>COM: N/A<br/>Unit weight: 23 LB   10.5 KG<br/>Carton weight: 30 LB   13.61 KG<br/>Carton volume: 14.75 FT<sup>3</sup>   0.41 MT<sup>3</sup></p>   | <p>For use with armless models.<br/>Chair clearance 0.25"</p>  | List price              |                         |                         |                 |       |                 |                 |      |                 |      |      |  |      |      |      |
|   |  | 6522                    | 15                      |                         |                 |       |                 |                 |      |                 |      |      |  |      |      |      |
|   |  | OVERALL DIMENSIONS      |                         |                         | SEAT DIMENSIONS |       |                 | BACK DIMENSIONS |      |                 |      |      |  |      |      |      |
|   |  | IN                      | 0.87                    | 7.75                    | 1.5             | -     | -               | -               | -    | -               |      |      |  |      |      |      |
| MM  | 22   | 197                     | 38                      | -                       | -               | -     | -               | -               |      |                 |      |      |  |      |      |      |
|   |  |                         |                         | RTA 00                  |                 |       |                 |                 |      |                 |      |      | Pricing is for the set, specifications are for one clamp |      |      |      |
|   |  |                         |                         |                         |                 |       | courier         |                 |      |                 |      |      |  |      |      |      |



TWILIGHT

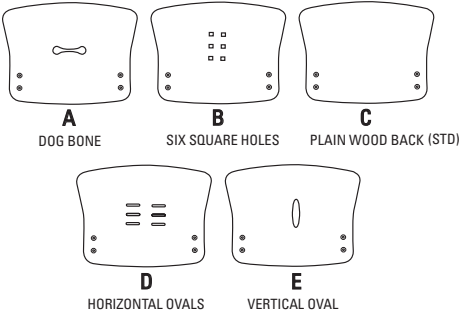


model 2194WS (TBL)



model 2198C (TTU)

**Twilight Back Cut-Outs.** Available in wood back only.











STANDARD FEATURES

- Twilight series armchairs and bar stools feature a flared back design.
- Chairs can stack 5 high on floor and 8 high on dolly 2125WS. Stools do not stack.
- Comet series tables and connecting brackets are compatible with Twilight models.
- Frame is welded and gusseted 1" round tubular steel. Legs flare out to the rear to provide additional stability.
- Arm and armless models can be joined together using ganging clamp model 2180.
- Chairs are "wall safe". Rear legs hit the baseboard first leaving clearance between the back of the chair and the wall, saving both the chair and the wall from damage.
- Dual wheel carpet casters (C1) are standard on models with casters.
- Upholstery options: fabric or vinyl only. Vinyl models may feature stitch detail across the seat and/or back cushions, if applicable.
- Models featuring wood veneer backs can incorporate a custom logo. Please contact Customer Service for further details.
- For quantities of 50 or more pieces the following cut-outs can be added to the wood back of Twilight chairs, see left. Add \$76.
- Frames are available in textured Sandtex finishes: Black (TBL) or Tungsten (TTU). No upcharge.
- Chrome frame available, please specify (CHM). Add \$37.
- A selection of glide options is available. Glides must be chosen to best suit flooring type and site conditions. For more information, please refer to the glide section (page 353).
- Glides with felt pads (FG) are available for vinyl sheet, cork or laminate flooring, please specify. Add \$43.
- Glides with rubber pads (RG) are available for vinyl, hardwood, laminate, stone or ceramic flooring, please specify.
- For hard surface floors, please specify opaque non-marking glide (NM). No upcharge.
- Steel cushioned glides (B) are available on all models, please specify. Add \$17.
- For hard surface flooring casters, please specify (C9R). Add \$17.

OPTIONAL FEATURES

- Models featuring a wood veneer back are available in Absolute (AAM), Black (BKM), Cherry (ACM), Espresso Cafe (ECM), English Oak (EOM), Fruitwood (TFM), Gray (HGM), Honey (AHM), Mahogany (TMM), Maple (AVM), Medium Walnut (MWM), Night (ASM), Noce Biondo (NBM), Noce Grigio (NGM), Noce Leggero (NEM), Noce Medio (NMM), Shaker Cherry (SKM), Walnut (TWM), WC Cream (WTM), White (WHM) and Winter Cherry (WCM). Please specify. Genuine maple faced veneers are used.

| DESCRIPTION  | FEATURES  | MODEL #                     | STANDARD TEXTILE GRADES                                     |      |     |                                 |     |     |                               |     |     |     |      |      |
|--|---|-----------------------------|---|------|-----|---------------------------------|-----|-----|-------------------------------|-----|-----|-----|------|------|
|  |   |                             | 1   | 2    | 3   | 4                               | 5   | 6   | 7                             | 8   | 9   | 10  | 11   | 12   |
|  <p><b>Armchair Upholstered Back</b><br/>COM: 1.25 YD   1.14 M<br/>Unit weight: 19 LB   8.6 KG<br/>Carton weight: 22.5 LB   10.21 KG<br/>Carton volume: 15.5 FT³   0.43 MT³</p>         | Stacks 5 high on floor.<br>Stacks 8 high on dolly.<br><br>Ergonomic features:<br>M, N | <b>2194WS</b><br>Wall saver | 388   | 428  | 462 | 501                             | 564 | 623 | 682                           | 733 | 797 | 857 | 938  | 1053 |
|  |   |                             | <b>OVERALL DIMENSIONS</b><br>W D H                          |      |     | <b>SEAT DIMENSIONS</b><br>W D H |     |     | <b>BACK DIMENSIONS</b><br>W H |     |     |     |      |      |
|  |   |                             | IN 23.5   | 23.5 | 35  | 18                              | 16  | 18  | 18.5                          | 16  |     |     |      |      |
|  |   |                             | MM 597  | 597  | 889 | 457                             | 406 | 457 | 470                           | 406 |     |     |      |      |
|  |   | <b>RTA 00</b>               | 2 per carton (pricing and specifications are for one chair) |      |     |                                 |     |     |                               |     |     |     |      |      |
|  <p><b>Armchair w/Casters Upholstered Back</b><br/>COM: 1.25 YD   1.14 M<br/>Unit weight: 19 LB   8.6 KG<br/>Carton weight: 24 LB   10.89 KG<br/>Carton volume: 15.5 FT³   0.43 MT³</p> | Does not stack.<br><br>Ergonomic features:<br>M, N                                    | <b>2194C</b>                | 457   | 497  | 531 | 570                             | 633 | 692 | 751                           | 802 | 866 | 926 | 1007 | 1122 |
|  |   |                             | <b>OVERALL DIMENSIONS</b><br>W D H                          |      |     | <b>SEAT DIMENSIONS</b><br>W D H |     |     | <b>BACK DIMENSIONS</b><br>W H |     |     |     |      |      |
|  |   |                             | IN 23.5   | 22   | 35  | 18                              | 16  | 18  | 18.5                          | 16  |     |     |      |      |
|  |   |                             | MM 597  | 559  | 889 | 457                             | 406 | 457 | 470                           | 406 |     |     |      |      |
|  |   | <b>RTA 00</b>               | 2 per carton (pricing and specifications are for one chair) |      |     |                                 |     |     |                               |     |     |     |      |      |
|  <p><b>Armless Chair Upholstered Back</b><br/>COM: 1.25 YD   1.14 M<br/>Unit weight: 16 LB   7.3 KG<br/>Carton weight: 20.25 LB   9.19 KG<br/>Carton volume: 16 FT³   0.45 MT³</p>      | Stacks 5 high on floor.<br>Stacks 8 high on dolly.<br><br>Ergonomic features:<br>M, N | <b>2195WS</b><br>Wall saver | 325   | 365  | 399 | 438                             | 501 | 560 | 619                           | 670 | 734 | 794 | 875  | 990  |
|  |   |                             | <b>OVERALL DIMENSIONS</b><br>W D H                          |      |     | <b>SEAT DIMENSIONS</b><br>W D H |     |     | <b>BACK DIMENSIONS</b><br>W H |     |     |     |      |      |
|  |   |                             | IN 20   | 23.5 | 35  | 18                              | 16  | 18  | 18.5                          | 16  |     |     |      |      |
|  |   |                             | MM 508  | 597  | 889 | 457                             | 406 | 457 | 470                           | 406 |     |     |      |      |
|  |   | <b>RTA 00</b>               | 2 per carton (pricing and specifications are for one chair) |      |     |                                 |     |     |                               |     |     |     |      |      |

| DESCRIPTION  | FEATURES  | MODEL#                      | STANDARD TEXTILE GRADES                                     |          |                        |          |          |                        |          |     |     |     |     |      |  |  |
|--|---|-----------------------------|---|----------|------------------------|----------|----------|------------------------|----------|-----|-----|-----|-----|------|--|--|
|  |   |                             | 1   | 2        | 3                      | 4        | 5        | 6                      | 7        | 8   | 9   | 10  | 11  | 12   |  |  |
|  <p><b>Armless Chair w/Casters Upholstered Back</b><br/>                     COM: 1.25 YD   1.14 M<br/>                     Unit weight: 16 LB   7.3 KG<br/>                     Carton weight: 21 LB   9.53 KG<br/>                     Carton volume: 15.5 FT³   0.43 MT³</p>   | Does not stack.<br><br>Ergonomic features:<br>M, N                                    | <b>2195C</b>                | 397   | 437      | 471                    | 510      | 573      | 632                    | 691      | 742 | 806 | 866 | 947 | 1062 |  |  |
|  |   | <b>OVERALL DIMENSIONS</b>   |   |          | <b>SEAT DIMENSIONS</b> |          |          | <b>BACK DIMENSIONS</b> |          |     |     |     |     |      |  |  |
|  |   | <b>W</b>                    | <b>D</b>  | <b>H</b> | <b>W</b>               | <b>D</b> | <b>H</b> | <b>W</b>               | <b>H</b> |     |     |     |     |      |  |  |
|  |   | IN 20                       | 22  | 35       | 18                     | 16       | 18       | 18.5                   | 16       |     |     |     |     |      |  |  |
|  |   | MM 508                      | 559   | 889      | 457                    | 406      | 457      | 470                    | 406      |     |     |     |     |      |  |  |
|  |   | <b>RTA 00</b>               | 2 per carton (pricing and specifications are for one chair) |          |                        |          |          |                        |          |     |     |     |     |      |  |  |
|  <p><b>Armchair Wood Veneer Back</b><br/>                     COM: 0.75 YD   0.69 M<br/>                     Unit weight: 18 LB   8.2 KG<br/>                     Carton weight: 22.5 LB   10.21 KG<br/>                     Carton volume: 15.5 FT³   0.43 MT³</p>               | Stacks 5 high on floor.<br>Stacks 8 high on dolly.<br><br>Ergonomic features:<br>M, N | <b>2198WS</b><br>Wall saver | 402   | 426      | 446                    | 470      | 508      | 543                    | 578      | 609 | 647 | 683 | 732 | 801  |  |  |
|  |   | <b>OVERALL DIMENSIONS</b>   |   |          | <b>SEAT DIMENSIONS</b> |          |          | <b>BACK DIMENSIONS</b> |          |     |     |     |     |      |  |  |
|  |   | <b>W</b>                    | <b>D</b>  | <b>H</b> | <b>W</b>               | <b>D</b> | <b>H</b> | <b>W</b>               | <b>H</b> |     |     |     |     |      |  |  |
|  |   | IN 23.5                     | 23.5  | 35       | 18                     | 16       | 18       | 18.5                   | 16       |     |     |     |     |      |  |  |
|  |   | MM 597                      | 597   | 889      | 457                    | 406      | 457      | 470                    | 406      |     |     |     |     |      |  |  |
|  |   | <b>RTA 00</b>               | 2 per carton (pricing and specifications are for one chair) |          |                        |          |          |                        |          |     |     |     |     |      |  |  |
|  <p><b>Armchair w/Casters Wood Veneer Back</b><br/>                     COM: 0.75 YD   0.69 M<br/>                     Unit weight: 18 LB   8.2 KG<br/>                     Carton weight: 23 LB   10.43 KG<br/>                     Carton volume: 15.5 FT³   0.43 MT³</p>       | Does not stack.<br><br>Ergonomic features:<br>M, N                                    | <b>2198C</b>                | 474   | 498      | 518                    | 542      | 580      | 615                    | 650      | 681 | 719 | 755 | 804 | 873  |  |  |
|  |   | <b>OVERALL DIMENSIONS</b>   |   |          | <b>SEAT DIMENSIONS</b> |          |          | <b>BACK DIMENSIONS</b> |          |     |     |     |     |      |  |  |
|  |   | <b>W</b>                    | <b>D</b>  | <b>H</b> | <b>W</b>               | <b>D</b> | <b>H</b> | <b>W</b>               | <b>H</b> |     |     |     |     |      |  |  |
|  |   | IN 23.5                     | 22  | 35       | 18                     | 16       | 18       | 18.5                   | 16       |     |     |     |     |      |  |  |
|  |   | MM 597                      | 559   | 889      | 457                    | 406      | 457      | 470                    | 406      |     |     |     |     |      |  |  |
|  |   | <b>RTA 00</b>               | 2 per carton (pricing and specifications are for one chair) |          |                        |          |          |                        |          |     |     |     |     |      |  |  |
|  <p><b>Armless Chair Wood Veneer Back</b><br/>                     COM: 0.75 YD   0.69 M<br/>                     Unit weight: 16 LB   7.3 KG<br/>                     Carton weight: 20.25 LB   9.19 KG<br/>                     Carton volume: 16 FT³   0.45 MT³</p>          | Stacks 5 high on floor.<br>Stacks 8 high on dolly.<br><br>Ergonomic features:<br>M, N | <b>2199WS</b><br>Wall saver | 343   | 367      | 387                    | 411      | 449      | 484                    | 519      | 550 | 588 | 624 | 673 | 742  |  |  |
|  |   | <b>OVERALL DIMENSIONS</b>   |   |          | <b>SEAT DIMENSIONS</b> |          |          | <b>BACK DIMENSIONS</b> |          |     |     |     |     |      |  |  |
|  |   | <b>W</b>                    | <b>D</b>  | <b>H</b> | <b>W</b>               | <b>D</b> | <b>H</b> | <b>W</b>               | <b>H</b> |     |     |     |     |      |  |  |
|  |   | IN 20                       | 23.5  | 35       | 18                     | 16       | 18       | 18.5                   | 16       |     |     |     |     |      |  |  |
|  |   | MM 508                      | 597   | 889      | 457                    | 406      | 457      | 470                    | 406      |     |     |     |     |      |  |  |
|  |   | <b>RTA 00</b>               | 2 per carton (pricing and specifications are for one chair) |          |                        |          |          |                        |          |     |     |     |     |      |  |  |
|  <p><b>Armless Chair w/Casters Wood Veneer Back</b><br/>                     COM: 0.75 YD   0.69 M<br/>                     Unit weight: 16 LB   7.3 KG<br/>                     Carton weight: 21 LB   9.53 KG<br/>                     Carton volume: 15.5 FT³   0.43 MT³</p> | Does not stack.<br><br>Ergonomic features:<br>M, N                                    | <b>2199C</b>                | 415   | 439      | 459                    | 483      | 521      | 556                    | 591      | 622 | 660 | 696 | 745 | 814  |  |  |
|  |   | <b>OVERALL DIMENSIONS</b>   |   |          | <b>SEAT DIMENSIONS</b> |          |          | <b>BACK DIMENSIONS</b> |          |     |     |     |     |      |  |  |
|  |   | <b>W</b>                    | <b>D</b>  | <b>H</b> | <b>W</b>               | <b>D</b> | <b>H</b> | <b>W</b>               | <b>H</b> |     |     |     |     |      |  |  |
|  |   | IN 20                       | 22  | 35       | 18                     | 16       | 18       | 18.5                   | 16       |     |     |     |     |      |  |  |
|  |   | MM 508                      | 559   | 889      | 457                    | 406      | 457      | 470                    | 406      |     |     |     |     |      |  |  |
|  |   | <b>RTA 00</b>               | 2 per carton (pricing and specifications are for one chair) |          |                        |          |          |                        |          |     |     |     |     |      |  |  |

DESCRIPTION FEATURES MODEL# STANDARD TEXTILE GRADES



**Bar Stool w/Arms Wood Veneer Back**

COM: 0.75 YD | 0.69 M  
 Unit weight: 22 LB | 10 KG  
 Carton weight: 30 LB | 13.61 KG  
 Carton volume: 17.5 FT³ | 0.49 MT³

Does not stack.  
 Ergonomic features:  
 M, N

| MODEL# | 1   | 2   | 3   | 4   | 5   | 6   | 7   | 8   | 9   | 10  | 11  | 12  |
|--------|-----|-----|-----|-----|-----|-----|-----|-----|-----|-----|-----|-----|
| 2188   | 551 | 575 | 595 | 619 | 657 | 692 | 727 | 758 | 796 | 832 | 881 | 950 |

| OVERALL DIMENSIONS |   |   | SEAT DIMENSIONS |   |   | BACK DIMENSIONS |   |
|--------------------|---|---|-----------------|---|---|-----------------|---|
| W                  | D | H | W               | D | H | W               | H |

|    |     |     |      |     |     |     |      |     |
|----|-----|-----|------|-----|-----|-----|------|-----|
| IN | 23  | 22  | 45   | 18  | 16  | 29  | 18.5 | 16  |
| MM | 584 | 559 | 1143 | 457 | 406 | 737 | 470  | 406 |

RTA 00 1 per carton



**Armless Bar Stool Wood Veneer Back**

COM: 0.75 YD | 0.69 M  
 Unit weight: 20 LB | 9.1 KG  
 Carton weight: 28 LB | 12.7 KG  
 Carton volume: 17.5 FT³ | 0.49 MT³

Does not stack.  
 Ergonomic features:  
 M, N

| MODEL# | 1   | 2   | 3   | 4   | 5   | 6   | 7   | 8   | 9   | 10  | 11  | 12  |
|--------|-----|-----|-----|-----|-----|-----|-----|-----|-----|-----|-----|-----|
| 2189   | 488 | 512 | 532 | 556 | 594 | 629 | 664 | 695 | 733 | 769 | 818 | 887 |

| OVERALL DIMENSIONS |   |   | SEAT DIMENSIONS |   |   | BACK DIMENSIONS |   |
|--------------------|---|---|-----------------|---|---|-----------------|---|
| W                  | D | H | W               | D | H | W               | H |

|    |     |     |      |     |     |     |      |     |
|----|-----|-----|------|-----|-----|-----|------|-----|
| IN | 20  | 22  | 45   | 18  | 16  | 29  | 18.5 | 16  |
| MM | 508 | 559 | 1143 | 457 | 406 | 737 | 470  | 406 |

RTA 00 1 per carton



**Bar Stool w/Arms Upholstered Back**

COM: 1.25 YD | 1.14 M  
 Unit weight: 23 LB | 10.5 KG  
 Carton weight: 31 LB | 14.06 KG  
 Carton volume: 17.5 FT³ | 0.49 MT³

Does not stack.  
 Ergonomic features:  
 M, N

| MODEL# | 1   | 2   | 3   | 4   | 5   | 6   | 7   | 8   | 9   | 10   | 11   | 12   |
|--------|-----|-----|-----|-----|-----|-----|-----|-----|-----|------|------|------|
| 2196   | 531 | 571 | 605 | 644 | 707 | 766 | 825 | 876 | 940 | 1000 | 1081 | 1196 |

| OVERALL DIMENSIONS |   |   | SEAT DIMENSIONS |   |   | BACK DIMENSIONS |   |
|--------------------|---|---|-----------------|---|---|-----------------|---|
| W                  | D | H | W               | D | H | W               | H |

|    |     |     |      |     |     |     |      |     |
|----|-----|-----|------|-----|-----|-----|------|-----|
| IN | 23  | 22  | 45   | 18  | 16  | 29  | 18.5 | 16  |
| MM | 584 | 559 | 1143 | 457 | 406 | 737 | 470  | 406 |

RTA 00 1 per carton



**Armless Bar Stool Upholstered Back**

COM: 1.25 YD | 1.14 M  
 Unit weight: 17 LB | 7.7 KG  
 Carton weight: 25 LB | 11.34 KG  
 Carton volume: 17.5 FT³ | 0.49 MT³

Does not stack.  
 Ergonomic features:  
 M, N

| MODEL# | 1   | 2   | 3   | 4   | 5   | 6   | 7   | 8   | 9   | 10  | 11   | 12   |
|--------|-----|-----|-----|-----|-----|-----|-----|-----|-----|-----|------|------|
| 2197   | 473 | 513 | 547 | 586 | 649 | 708 | 767 | 818 | 882 | 942 | 1023 | 1138 |

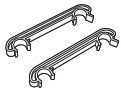
| OVERALL DIMENSIONS |   |   | SEAT DIMENSIONS |   |   | BACK DIMENSIONS |   |
|--------------------|---|---|-----------------|---|---|-----------------|---|
| W                  | D | H | W               | D | H | W               | H |

|    |     |     |      |     |     |     |      |     |
|----|-----|-----|------|-----|-----|-----|------|-----|
| IN | 20  | 22  | 45   | 18  | 16  | 29  | 18.5 | 16  |
| MM | 508 | 559 | 1143 | 457 | 406 | 737 | 470  | 406 |

RTA 00 1 per carton

List price

| MODEL# | 15 |
|--------|----|
| 2180   | 15 |



**Snap On Ganging Brackets - Set of 2**

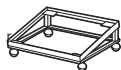
COM: N/A  
 Unit weight: 0.09 LB | 0.04 KG  
 Carton weight: 0.2 LB | 0.09 KG  
 Carton volume: 1 FT³ | 0.02 MT³

Ergonomic features:  
 M, N

| OVERALL DIMENSIONS |   |   | SEAT DIMENSIONS |   |   | BACK DIMENSIONS |   |
|--------------------|---|---|-----------------|---|---|-----------------|---|
| W                  | D | H | W               | D | H | W               | H |

|    |      |      |     |   |   |   |   |   |
|----|------|------|-----|---|---|---|---|---|
| IN | 0.87 | 7.75 | 1.5 | - | - | - | - | - |
| MM | 22   | 197  | 38  | - | - | - | - | - |

RTA 00  Pricing is for the set, specifications are for one bracket

| DESCRIPTION   | FEATURES           | MODEL#       | STANDARD TEXTILE GRADES |   |   |                 |   |   |                 |   |
|---|--------------------|--------------|-------------------------|---|---|-----------------|---|---|-----------------|---|
|   |                    | List price   |                         |   |   |                 |   |   |                 |   |
|   |                    | 2125WS       | 290                     |   |   |                 |   |   |                 |   |
|    |                    |              | OVERALL DIMENSIONS      |   |   | SEAT DIMENSIONS |   |   | BACK DIMENSIONS |   |
|   |                    |              | W                       | D | H | W               | D | H | W               | H |
|   | IN 23.25<br>MM 591 | 24.75<br>629 | 12.25<br>311            | - | - | -               | - | - |                 |   |
| <b>Dolly</b><br>COM: N/A<br>Unit weight: 13 LB   5.9 KG<br>Carton weight: 16 LB   7.26 KG<br>Carton volume: 3.8 FT³   0.1 MT³ | <b>RTA 1</b>       | courier      | 1 per carton            |   |   |                 |   |   |                 |   |

VION



model 6325 (BLK-CHM)

STANDARD FEATURES

- Vion is a comprehensive seating series offering a family of models to address multiple applications: task, management, conference, guest, heavy duty 24/7 and stools.
- Series offers models with either a mesh or upholstered back.
- Vion guest chairs offer a wall saver frame design, which is constructed from 7/8" diameter steel tubing.
- Vion guest chairs can stack 4 high on the floor.
- Guest chairs are offered with arms or armless, with or without casters.
- Arm design is gently curved and made from strong fiberglass reinforced nylon.
- Guest chairs are standard with Black frame and durable polypropylene glides.
- Dual wheel carpet casters (C82) are standard on guest models with casters.
- Low back armless task pedestal base models have a basic -6 swivel mechanism and are ideal for training spaces.
- Task seating standard with five prong, injection molded, fiberglass reinforced nylon Governor base (B7) with dual wheel carpet casters (C1).
- Mesh back models are available in ten standard Vion Mesh colors: Aqua (MS75), Black (MS69), Black Cherry (MS76), Blue (MS72), Dust (MS77), Ivory (MS78), Natural (MS74), Paprika (MS79), Rope (MS73) and Stone (MS71).
- Upholstered back models feature Black textile (Jenny JN02) on the back side as standard.
- Upholstery options: fabric, vinyl or leather. Vinyl and leather models may feature stitch detail across the seat and/or back cushions, if applicable.
- Vion beam seating consists of upper seat units (6340-6343) including mounting brackets and all hardware necessary for attachment to beam.
- For all beam components, tables and a complete list of available upper seat units, see Beam Seating series.

OPTIONAL FEATURES

- Vion back frames, arms and bases are available in three colors: Black, Shadow and Fog. See Vion finishes chart for options and upcharges. Armcaps are always Black.
- Mesh back models are also available in ten Dimension Mesh colors: Berry (DBE), Black (DBK), Chalk (DCL), Charcoal (DCH), Citrus (DCT), Cobalt (DCO), Fog (DST), Pool Blue (DPB), Sand (DSD), Shadow (DGM). Add \$25.
- Upholstered back models offer a matching outer (MO) upholstery option. Due to the additional material needed, these models are listed separately and are priced differently than the standard upholstered back models.
- Seat available in memory foam, please specify (MF). Add \$106.
- For hard surface flooring casters for five prong base models, please specify (C9R). Add \$21.
- A selection of glide options is available. Glides must be chosen to best suit flooring type and site conditions. For more information, please refer to the glide section (page 353).
- Glides with felt pads (FG) are available for vinyl sheet, cork or laminate flooring, please specify. Add \$43.
- Glides with rubber pads (RG) are available for vinyl, hardwood, laminate, stone or ceramic flooring, please specify. Add \$43.
- Opaque off-white non-marking glides for hard surface flooring are optional for guest chairs, please specify (NM). No upcharge.
- Steel cushioned self-leveling glides (B) are available on guest chairs (adds 0.5" to seat height), please specify. Add \$17.
- Tablet arms are extremely rugged, suitable for armed forces and student use. Tablet hinges up to allow ease of egress. Tablet slides forward and back to accommodate any body size comfortably. Tablet models do not stack.
- Standard tablet (D8) size is 18"D x 14.5"W and is made of Black polymer. Tablets are attached at the left or right (as seated) Tablet arms are not available on stools.
- An optional 18.5"D x 18.5"W high pressure laminate writing tablet is available. The core is hardwood veneer plywood with a radiused edge and finished in clear lacquer. This writing tablet is offered in the following finishes: Black (BLK), Clear Maple (CMB), Designer White (DWT) and Noce Grigio (NGL). Please specify. Add \$68.
- Dolly available for stacking guest chairs up to 8 high. Specify model 2125WS, \$290 list price.


| VION FINISHES - GUEST SEATING |                 |  |                              |  |
|-------------------------------|-----------------|--|------------------------------|--|
| Back Frame                    | SPECIFY CODE    | Frame  | SPECIFY CODE                 | Arm Options                            |
| Black                         | BLK             | Black<br>Shadow<br>Fog<br>Tungsten<br>Chrome | TBL                          | Fiberglass reinforced<br>nylon - Black |
| Shadow                        | SHW<br>Add \$68 |  | TSH                          |  |
| Fog                           | FOG<br>Add \$68 |  | TFO<br>TTU<br>CHM - Add \$26 |  |






Beam seating frames available in Black only






Vion Task Chairs








For Vion task chairs, please see page 102.






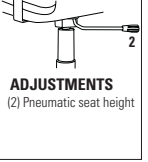
| DESCRIPTION   | FEATURES   | MODEL # | STANDARD TEXTILE GRADES |     |              |                 |     |       |                 |      |     |     |     |      |
|---|--|---------|-------------------------|-----|--------------|-----------------|-----|-------|-----------------|------|-----|-----|-----|------|
|   |  |         | 1                       | 2   | 3            | 4               | 5   | 6     | 7               | 8    | 9   | 10  | 11  | 12   |
|  <p>mesh back</p> <p><b>Side Chair - Armless</b><br/>COM: 1 YD   0.91 M<br/>Unit weight: 17 LB   7.7 KGG<br/>Carton weight: 24 LB   10.89 KG<br/>Carton volume: 11.75 FT³   0.33 MT³</p> | <p>Stacks 4 high on floor.<br/>Stacks 8 high on dolly.</p> <p>Ergonomic features: M, N</p> | 6324    | 554                     | 586 | 613          | 644             | 695 | 742   | 789             | 830  | 881 | 929 | 994 | 1086 |
|   |  |         | OVERALL DIMENSIONS      |     |              | SEAT DIMENSIONS |     |       | BACK DIMENSIONS |      |     |     |     |      |
|   |  |         | W                       | D   | H            | W               | D   | H     | W               | H    |     |     |     |      |
|   |  |         | IN 20                   | 24  | 34.5         | 19              | 18  | 18.75 | 19              | 16.5 |     |     |     |      |
|   |  |         | MM 508                  | 610 | 876          | 483             | 457 | 476   | 483             | 419  |     |     |     |      |
|   |  |         | RTA 00                  |     | 1 per carton |                 |     |       |                 |      |     |     |     |      |


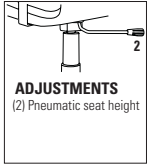

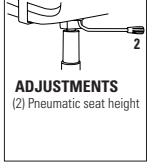

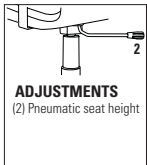
| DESCRIPTION  | FEATURES   | MODEL #                        | STANDARD TEXTILE GRADES   |              |          |                        |          |          |                        |          |      |      |      |      |
|--|--|--------------------------------|---------------------------|--------------|----------|------------------------|----------|----------|------------------------|----------|------|------|------|------|
|  |  |                                | 1                         | 2            | 3        | 4                      | 5        | 6        | 7                      | 8        | 9    | 10   | 11   | 12   |
|  <p>mesh back</p> <p><b>Side Chair - Armless w/Casters</b><br/>                     COM: 1 YD   0.91 M<br/>                     Unit weight: 17 LB   7.7 KG<br/>                     Carton weight: 24 LB   10.89 KG<br/>                     Carton volume: 11.75 FT³   0.33 MT³</p>           | <p>Does not stack.</p> <p>Ergonomic features: M, N</p>                                     | <b>6324C</b>                   | 646                       | 678          | 705      | 736                    | 787      | 834      | 881                    | 922      | 973  | 1021 | 1086 | 1178 |
|  |  |                                | <b>OVERALL DIMENSIONS</b> |              |          | <b>SEAT DIMENSIONS</b> |          |          | <b>BACK DIMENSIONS</b> |          |      |      |      |      |
|  |  |                                | <b>W</b>                  | <b>D</b>     | <b>H</b> | <b>W</b>               | <b>D</b> | <b>H</b> | <b>W</b>               | <b>H</b> |      |      |      |      |
|  |  |                                | IN 20                     | 24           | 34.5     | 19                     | 18       | 18.75    | 19                     | 16.5     |      |      |      |      |
|  |  |                                | MM 508                    | 610          | 876      | 483                    | 457      | 476      | 483                    | 419      |      |      |      |      |
|  |  |                                | <b>RTA 00</b>             | 1 per carton |          |                        |          |          |                        |          |      |      |      |      |
|  <p>mesh back</p> <p><b>Side Chair</b><br/>                     COM: 1 YD   0.91 M<br/>                     Unit weight: 19 LB   8.6 KG<br/>                     Carton weight: 26 LB   11.79 KG<br/>                     Carton volume: 13.75 FT³   0.38 MT³</p>                               | <p>Stacks 4 high on floor.</p> <p>Ergonomic features: M, N</p>                             | <b>6325</b>                    | 601                       | 633          | 660      | 691                    | 742      | 789      | 836                    | 877      | 928  | 976  | 1041 | 1133 |
|  |  |                                | <b>OVERALL DIMENSIONS</b> |              |          | <b>SEAT DIMENSIONS</b> |          |          | <b>BACK DIMENSIONS</b> |          |      |      |      |      |
|  |  |                                | <b>W</b>                  | <b>D</b>     | <b>H</b> | <b>W</b>               | <b>D</b> | <b>H</b> | <b>W</b>               | <b>H</b> |      |      |      |      |
|  |  |                                | IN 25.5                   | 24           | 34.5     | 19                     | 18       | 18.75    | 19                     | 16.5     |      |      |      |      |
|  |  |                                | MM 648                    | 610          | 876      | 483                    | 457      | 476      | 483                    | 419      |      |      |      |      |
|  |  |                                | <b>RTA 00</b>             | 1 per carton |          |                        |          |          |                        |          |      |      |      |      |
|  <p>mesh back</p> <p><b>Side Chair w/Casters</b><br/>                     COM: 1 YD   0.91 M<br/>                     Unit weight: 19 LB   8.6 KG<br/>                     Carton weight: 26 LB   11.79 KG<br/>                     Carton volume: 13.75 FT³   0.38 MT³</p>                     | <p>Does not stack.</p> <p>Ergonomic features: M, N</p>                                     | <b>6325C</b>                   | 691                       | 723          | 750      | 781                    | 832      | 879      | 926                    | 967      | 1018 | 1066 | 1131 | 1223 |
|  |  |                                | <b>OVERALL DIMENSIONS</b> |              |          | <b>SEAT DIMENSIONS</b> |          |          | <b>BACK DIMENSIONS</b> |          |      |      |      |      |
|  |  |                                | <b>W</b>                  | <b>D</b>     | <b>H</b> | <b>W</b>               | <b>D</b> | <b>H</b> | <b>W</b>               | <b>H</b> |      |      |      |      |
|  |  |                                | IN 25.5                   | 24           | 34.5     | 19                     | 18       | 18.75    | 19                     | 16.5     |      |      |      |      |
|  |  |                                | MM 648                    | 610          | 876      | 483                    | 457      | 476      | 483                    | 419      |      |      |      |      |
|  |  |                                | <b>RTA 00</b>             | 1 per carton |          |                        |          |          |                        |          |      |      |      |      |
|  <p>upholstered back</p> <p><b>Armless Side Chair</b><br/>                     COM: 1.25 YD   1.14 M<br/>                     Unit weight: 18 LB   8.2 KG<br/>                     Carton weight: 25 LB   11.34 KG<br/>                     Carton volume: 11.75 FT³   0.33 MT³</p>           | <p>Stacks 4 high on floor.<br/>Stacks 8 high on dolly.</p> <p>Ergonomic features: M, N</p> | <b>6334</b><br><b>6334MO</b>   | 554                       | 594          | 628      | 667                    | 730      | 789      | 848                    | 899      | 963  | 1023 | 1104 | 1219 |
|  |  |                                | <b>OVERALL DIMENSIONS</b> |              |          | <b>SEAT DIMENSIONS</b> |          |          | <b>BACK DIMENSIONS</b> |          |      |      |      |      |
|  |  |                                | <b>W</b>                  | <b>D</b>     | <b>H</b> | <b>W</b>               | <b>D</b> | <b>H</b> | <b>W</b>               | <b>H</b> |      |      |      |      |
|  |  |                                | IN 20                     | 24           | 34.5     | 19                     | 18       | 18.75    | 19                     | 16.5     |      |      |      |      |
|  |  |                                | MM 508                    | 610          | 876      | 483                    | 457      | 476      | 483                    | 419      |      |      |      |      |
|  |  |                                | <b>RTA 00</b>             | 1 per carton |          |                        |          |          |                        |          |      |      |      |      |
|  <p>upholstered back</p> <p><b>Armless Side Chair w/Casters</b><br/>                     COM: 1.25 YD   1.14 M<br/>                     Unit weight: 18 LB   8.2 KG<br/>                     Carton weight: 25 LB   11.34 KG<br/>                     Carton volume: 11.75 FT³   0.33 MT³</p> | <p>Does not stack.</p> <p>Ergonomic features: M, N</p>                                     | <b>6334C</b><br><b>6334CMO</b> | 646                       | 686          | 720      | 759                    | 822      | 881      | 940                    | 991      | 1055 | 1115 | 1196 | 1311 |
|  |  |                                | <b>OVERALL DIMENSIONS</b> |              |          | <b>SEAT DIMENSIONS</b> |          |          | <b>BACK DIMENSIONS</b> |          |      |      |      |      |
|  |  |                                | <b>W</b>                  | <b>D</b>     | <b>H</b> | <b>W</b>               | <b>D</b> | <b>H</b> | <b>W</b>               | <b>H</b> |      |      |      |      |
|  |  |                                | IN 20                     | 24           | 34.5     | 19                     | 18       | 18.75    | 19                     | 16.5     |      |      |      |      |
|  |  |                                | MM 508                    | 610          | 876      | 483                    | 457      | 476      | 483                    | 419      |      |      |      |      |
|  |  |                                | <b>RTA 00</b>             | 1 per carton |          |                        |          |          |                        |          |      |      |      |      |

| DESCRIPTION  | FEATURES   | MODEL #                                | STANDARD TEXTILE GRADES   |              |      |                        |      |       |                        |      |      |      |      |      |
|--|--|--|---------------------------|--------------|------|------------------------|------|-------|------------------------|------|------|------|------|------|
|  |  |  | 1                         | 2            | 3    | 4                      | 5    | 6     | 7                      | 8    | 9    | 10   | 11   | 12   |
|  <p>upholstered back</p> <p><b>Side Chair</b><br/>COM: 1.25 YD   1.14 M<br/>Unit weight: 20 LB   9.1 KG<br/>Carton weight: 27 LB   12.25 KG<br/>Carton volume: 13.75 FT³   0.38 MT³</p>                 | <p>Stacks 4 high on floor.<br/>Stacks 8 high on dolly.</p> <p>Ergonomic features:<br/>M, N</p> | <p><b>6335</b><br/><b>6335MO</b></p>   | 601                       | 641          | 675  | 714                    | 777  | 836   | 895                    | 946  | 1010 | 1070 | 1151 | 1266 |
|  |  |  | 658                       | 722          | 776  | 838                    | 940  | 1034  | 1128                   | 1210 | 1312 | 1408 | 1538 | 1722 |
|  |  |  | <b>OVERALL DIMENSIONS</b> |              |      | <b>SEAT DIMENSIONS</b> |      |       | <b>BACK DIMENSIONS</b> |      |      |      |      |      |
|  |  |  | IN 25.5                   | 24           | 34.5 | 19                     | 18   | 18.75 | 19                     | 16.5 |      |      |      |      |
| MM 648   | 610  | 876                                    | 483                       | 457          | 476  | 483                    | 419  |       |                        |      |      |      |      |      |
|  |  |  | <b>RTA 00</b>             | 1 per carton |      |                        |      |       |                        |      |      |      |      |      |
|  <p>upholstered back</p> <p><b>Side Chair w/Casters</b><br/>COM: 1.25 YD   1.14 M<br/>Unit weight: 20 LB   9.1 KG<br/>Carton weight: 27 LB   12.25 KG<br/>Carton volume: 13.75 FT³   0.38 MT³</p>       | <p>Does not stack.</p> <p>Ergonomic features:<br/>M, N</p>                                     | <p><b>6335C</b><br/><b>6335CMO</b></p> | 691                       | 731          | 765  | 804                    | 867  | 926   | 985                    | 1036 | 1100 | 1160 | 1241 | 1356 |
|  |  |  | 750                       | 814          | 868  | 930                    | 1032 | 1126  | 1220                   | 1302 | 1404 | 1500 | 1630 | 1814 |
|  |  |  | <b>OVERALL DIMENSIONS</b> |              |      | <b>SEAT DIMENSIONS</b> |      |       | <b>BACK DIMENSIONS</b> |      |      |      |      |      |
|  |  |  | IN 25.5                   | 24           | 34.5 | 19                     | 18   | 18.75 | 19                     | 16.5 |      |      |      |      |
| MM 648   | 610  | 876                                    | 483                       | 457          | 476  | 483                    | 419  |       |                        |      |      |      |      |      |
|  |  |  | <b>RTA 00</b>             | 1 per carton |      |                        |      |       |                        |      |      |      |      |      |
|  <p>Upholstered seat/mesh back.</p> <p><b>Armless Seat Unit</b><br/>COM: 1 YD   0.91 M<br/>Unit weight: 20 LB   9.1 KG<br/>Carton weight: 26 LB   11.79 KG<br/>Carton volume: 7.25 FT³   0.2 MT³</p>    | <p>Use with beam.</p>  | <p><b>6340</b></p>                     | 655                       | 687          | 714  | 745                    | 796  | 843   | 890                    | 931  | 982  | 1030 | 1095 | 1187 |
|  |  |  | <b>OVERALL DIMENSIONS</b> |              |      | <b>SEAT DIMENSIONS</b> |      |       | <b>BACK DIMENSIONS</b> |      |      |      |      |      |
|  |  |  | IN 21                     | 23.5         | 20.5 | 17.5                   | 18   | -     | 19                     | 17   |      |      |      |      |
|  |  |  | MM 533                    | 597          | 521  | 445                    | 457  | -     | 483                    | 432  |      |      |      |      |
|  |  |  | <b>RTA 00</b>             | 1 per carton |      |                        |      |       |                        |      |      |      |      |      |
|  <p>Upholstered seat &amp; back.</p> <p><b>Armless Seat Unit</b><br/>COM: 1 YD   0.91 M<br/>Unit weight: 20 LB   9.1 KG<br/>Carton weight: 26 LB   11.79 KG<br/>Carton volume: 7.25 FT³   0.2 MT³</p> | <p>Use with beam.</p>  | <p><b>6341</b></p>                     | 655                       | 687          | 714  | 745                    | 796  | 843   | 890                    | 931  | 982  | 1030 | 1095 | 1187 |
|  |  |  | <b>OVERALL DIMENSIONS</b> |              |      | <b>SEAT DIMENSIONS</b> |      |       | <b>BACK DIMENSIONS</b> |      |      |      |      |      |
|  |  |  | IN 21                     | 23.5         | 20.5 | 17.5                   | 18   | -     | 19                     | 17   |      |      |      |      |
|  |  |  | MM 533                    | 597          | 521  | 445                    | 457  | -     | 483                    | 432  |      |      |      |      |
|  |  |  | <b>RTA 00</b>             | 1 per carton |      |                        |      |       |                        |      |      |      |      |      |
|  <p>Upholstered seat/mesh back.</p> <p><b>Seat Unit w/Arms</b><br/>COM: 1 YD   0.91 M<br/>Unit weight: 21 LB   9.5 KG<br/>Carton weight: 26 LB   11.79 KG<br/>Carton volume: 9.75 FT³   0.27 MT³</p>  | <p>Use with beam.</p>  | <p><b>6342</b></p>                     | 699                       | 731          | 758  | 789                    | 840  | 887   | 934                    | 975  | 1026 | 1074 | 1139 | 1231 |
|  |  |  | <b>OVERALL DIMENSIONS</b> |              |      | <b>SEAT DIMENSIONS</b> |      |       | <b>BACK DIMENSIONS</b> |      |      |      |      |      |
|  |  |  | IN 25.5                   | 23.5         | 20.5 | 17.5                   | 18   | -     | 19                     | 17   |      |      |      |      |
|  |  |  | MM 648                    | 597          | 521  | 445                    | 457  | -     | 483                    | 432  |      |      |      |      |
|  |  |  | <b>RTA 00</b>             | 1 per carton |      |                        |      |       |                        |      |      |      |      |      |

| DESCRIPTION  | FEATURES  | MODEL #     | STANDARD TEXTILE GRADES   |              |              |                        |             |             |                        |           |      |      |      |      |  |  |
|--|---|-------------|---------------------------|--------------|--------------|------------------------|-------------|-------------|------------------------|-----------|------|------|------|------|--|--|
|  |   |             | 1                         | 2            | 3            | 4                      | 5           | 6           | 7                      | 8         | 9    | 10   | 11   | 12   |  |  |
|  <p><b>Seat Unit w/Arms</b><br/>COM: 1 YD   0.91 M<br/>Unit weight: 22 LB   10 KG<br/>Carton weight: 27 LB   12.25 KG<br/>Carton volume: 9.75 FT³   0.27 MT³</p>                              | <p>Upholstered seat &amp; back.<br/><br/>Use with beam.</p> | <b>6343</b> | 699                       | 731          | 758          | 789                    | 840         | 887         | 934                    | 975       | 1026 | 1074 | 1139 | 1231 |  |  |
|  |   |             | <b>OVERALL DIMENSIONS</b> |              |              | <b>SEAT DIMENSIONS</b> |             |             | <b>BACK DIMENSIONS</b> |           |      |      |      |      |  |  |
|  |   |             | <b>W</b>                  | <b>D</b>     | <b>H</b>     | <b>W</b>               | <b>D</b>    | <b>H</b>    | <b>W</b>               | <b>H</b>  |      |      |      |      |  |  |
|  |   |             | IN 25.5<br>MM 648         | 23.5<br>597  | 20.5<br>521  | 17.5<br>445            | 18<br>457   | -<br>-      | 19<br>483              | 17<br>432 |      |      |      |      |  |  |
|  |   |             | <b>RTA 00</b>             | 1 per carton |              |                        |             |             |                        |           |      |      |      |      |  |  |
|  <p>mesh back</p> <p><b>LB Bar Stool w/Arms</b><br/>COM: 1 YD   0.91 M<br/>Unit weight: 26 LB   11.8 KG<br/>Carton weight: 35 LB   15.88 KG<br/>Carton volume: 20 FT³   0.56 MT³</p>          | <p>Ergonomic features:<br/>M, N</p>                         | <b>6350</b> | 793                       | 825          | 852          | 883                    | 934         | 981         | 1028                   | 1069      | 1120 | 1168 | 1233 | 1325 |  |  |
|  |   |             | <b>OVERALL DIMENSIONS</b> |              |              | <b>SEAT DIMENSIONS</b> |             |             | <b>BACK DIMENSIONS</b> |           |      |      |      |      |  |  |
|  |   |             | <b>W</b>                  | <b>D</b>     | <b>H</b>     | <b>W</b>               | <b>D</b>    | <b>H</b>    | <b>W</b>               | <b>H</b>  |      |      |      |      |  |  |
|  |   |             | IN 25.5<br>MM 648         | 25<br>635    | 44.5<br>1130 | 19<br>483              | 17.5<br>445 | 28.5<br>724 | 18<br>457              | 16<br>406 |      |      |      |      |  |  |
|  |   |             | <b>RTA 00</b>             | 1 per carton |              |                        |             |             |                        |           |      |      |      |      |  |  |
|  <p>mesh back</p> <p><b>LB Bar Stool Armless</b><br/>COM: 1 YD   0.91 M<br/>Unit weight: 24 LB   10.9 KG<br/>Carton weight: 33 LB   14.97 KG<br/>Carton volume: 15.75 FT³   0.44 MT³</p>      | <p>Ergonomic features:<br/>M, N</p>                         | <b>6351</b> | 747                       | 779          | 806          | 837                    | 888         | 935         | 982                    | 1023      | 1074 | 1122 | 1187 | 1279 |  |  |
|  |   |             | <b>OVERALL DIMENSIONS</b> |              |              | <b>SEAT DIMENSIONS</b> |             |             | <b>BACK DIMENSIONS</b> |           |      |      |      |      |  |  |
|  |   |             | <b>W</b>                  | <b>D</b>     | <b>H</b>     | <b>W</b>               | <b>D</b>    | <b>H</b>    | <b>W</b>               | <b>H</b>  |      |      |      |      |  |  |
|  |   |             | IN 21<br>MM 533           | 25<br>635    | 44.5<br>1130 | 19<br>483              | 17.5<br>445 | 28.5<br>724 | 18<br>457              | 16<br>406 |      |      |      |      |  |  |
|  |   |             | <b>RTA 00</b>             | 1 per carton |              |                        |             |             |                        |           |      |      |      |      |  |  |
|  <p>mesh back</p> <p><b>LB Counter Stool w/Arms</b><br/>COM: 1 YD   0.91 M<br/>Unit weight: 25 LB   11.4 KG<br/>Carton weight: 33 LB   14.97 KG<br/>Carton volume: 18.5 FT³   0.52 MT³</p>  | <p>Ergonomic features:<br/>M, N</p>                         | <b>6352</b> | 793                       | 825          | 852          | 883                    | 934         | 981         | 1028                   | 1069      | 1120 | 1168 | 1233 | 1325 |  |  |
|  |   |             | <b>OVERALL DIMENSIONS</b> |              |              | <b>SEAT DIMENSIONS</b> |             |             | <b>BACK DIMENSIONS</b> |           |      |      |      |      |  |  |
|  |   |             | <b>W</b>                  | <b>D</b>     | <b>H</b>     | <b>W</b>               | <b>D</b>    | <b>H</b>    | <b>W</b>               | <b>H</b>  |      |      |      |      |  |  |
|  |   |             | IN 25.5<br>MM 648         | 24.5<br>622  | 40.5<br>1029 | 19<br>483              | 17.5<br>445 | 24.5<br>622 | 18<br>457              | 16<br>406 |      |      |      |      |  |  |
|  |   |             | <b>RTA 00</b>             | 1 per carton |              |                        |             |             |                        |           |      |      |      |      |  |  |
|  <p>mesh back</p> <p><b>LB Counter Stool Armless</b><br/>COM: 1 YD   0.91 M<br/>Unit weight: 23 LB   10.5 KG<br/>Carton weight: 31 LB   14.06 KG<br/>Carton volume: 14.5 FT³   0.41 MT³</p> | <p>Ergonomic features:<br/>M, N</p>                         | <b>6353</b> | 747                       | 779          | 806          | 837                    | 888         | 935         | 982                    | 1023      | 1074 | 1122 | 1187 | 1279 |  |  |
|  |   |             | <b>OVERALL DIMENSIONS</b> |              |              | <b>SEAT DIMENSIONS</b> |             |             | <b>BACK DIMENSIONS</b> |           |      |      |      |      |  |  |
|  |   |             | <b>W</b>                  | <b>D</b>     | <b>H</b>     | <b>W</b>               | <b>D</b>    | <b>H</b>    | <b>W</b>               | <b>H</b>  |      |      |      |      |  |  |
|  |   |             | IN 21<br>MM 533           | 24.5<br>622  | 40.5<br>1029 | 19<br>483              | 17.5<br>445 | 24.5<br>622 | 18<br>457              | 16<br>406 |      |      |      |      |  |  |
|  |   |             | <b>RTA 00</b>             | 1 per carton |              |                        |             |             |                        |           |      |      |      |      |  |  |



| DESCRIPTION   | FEATURES   | MODEL #   | STANDARD TEXTILE GRADES            |                                    |      |                                 |                                 |           |                               |                               |   |    |    |    |  |  |  |
|---|--|---|------------------------------------|------------------------------------|------|---------------------------------|---------------------------------|-----------|-------------------------------|-------------------------------|---|----|----|----|--|--|--|
|   |  |   | 1                                  | 2                                  | 3    | 4                               | 5                               | 6         | 7                             | 8                             | 9 | 10 | 11 | 12 |  |  |  |
|  <p>upholstered back</p> <p><b>LB Bar Stool w/Arms</b><br/>                     COM: 1.25 YD   1.14 M<br/>                     Unit weight: 26 LB   11.8 KG<br/>                     Carton weight: 35 LB   15.88 KG<br/>                     Carton volume: 20 FT³   0.56 MT³</p>     | Ergonomic features:<br>M, N  | <b>RTA 00</b>   | 1 per carton                       |                                    |      |                                 |                                 |           |                               |                               |   |    |    |    |  |  |  |
|   |  |   | <b>OVERALL DIMENSIONS</b><br>W D H |                                    |      | <b>SEAT DIMENSIONS</b><br>W D H |                                 |           | <b>BACK DIMENSIONS</b><br>W H |                               |   |    |    |    |  |  |  |
|   |  |   | IN 25.5                            | 25                                 | 44.5 | 19                              | 17.5                            | 28.5      | 18                            | 16                            |   |    |    |    |  |  |  |
|   |  |   | MM 648                             | 635                                | 1130 | 483                             | 445                             | 724       | 457                           | 406                           |   |    |    |    |  |  |  |
|  <p>upholstered back</p> <p><b>LB Bar Stool Armless</b><br/>                     COM: 1.25 YD   1.14 M<br/>                     Unit weight: 24 LB   10.9 KG<br/>                     Carton weight: 33 LB   14.97 KG<br/>                     Carton volume: 15.75 FT³   0.44 MT³</p> | Ergonomic features:<br>M, N  | <b>RTA 00</b>   | 1 per carton                       |                                    |      |                                 |                                 |           |                               |                               |   |    |    |    |  |  |  |
|   |  |   | <b>OVERALL DIMENSIONS</b><br>W D H |                                    |      | <b>SEAT DIMENSIONS</b><br>W D H |                                 |           | <b>BACK DIMENSIONS</b><br>W H |                               |   |    |    |    |  |  |  |
|   |  |   | IN 21                              | 25                                 | 44.5 | 19                              | 17.5                            | 28.5      | 18                            | 16                            |   |    |    |    |  |  |  |
|   |  |   | MM 533                             | 635                                | 1130 | 483                             | 445                             | 724       | 457                           | 406                           |   |    |    |    |  |  |  |
|    | Ergonomic features:<br>M, N  | <b>RTA 00</b>   | 1 per carton                       |                                    |      |                                 |                                 |           |                               |                               |   |    |    |    |  |  |  |
|   |  |   | <b>OVERALL DIMENSIONS</b><br>W D H |                                    |      | <b>SEAT DIMENSIONS</b><br>W D H |                                 |           | <b>BACK DIMENSIONS</b><br>W H |                               |   |    |    |    |  |  |  |
|   |  |   | IN 25.5                            | 24.5                               | 40.5 | 19                              | 17.5                            | 24.5      | 18                            | 16                            |   |    |    |    |  |  |  |
|   |  |   | MM 648                             | 622                                | 1029 | 483                             | 445                             | 622       | 457                           | 406                           |   |    |    |    |  |  |  |
|    | Ergonomic features:<br>M, N  | <b>RTA 00</b>   | 1 per carton                       |                                    |      |                                 |                                 |           |                               |                               |   |    |    |    |  |  |  |
|   |  |   | <b>OVERALL DIMENSIONS</b><br>W D H |                                    |      | <b>SEAT DIMENSIONS</b><br>W D H |                                 |           | <b>BACK DIMENSIONS</b><br>W H |                               |   |    |    |    |  |  |  |
|   |  |   | IN 21                              | 24.5                               | 40.5 | 19                              | 17.5                            | 24.5      | 18                            | 16                            |   |    |    |    |  |  |  |
|   |  |   | MM 533                             | 622                                | 1029 | 483                             | 445                             | 622       | 457                           | 406                           |   |    |    |    |  |  |  |
|  <p>mesh back</p> <p><b>LB Armless Task Pedestal Base</b><br/>                     COM: 1 YD   0.91 M<br/>                     Unit weight: 26 LB   11.8 KG<br/>                     Carton weight: 28 LB   12.7 KG<br/>                     Carton volume: 11.75 FT³   0.33 MT³</p> | Ergonomic features: M, N<br><br>Lumbar support (LS) not available. |  <p><b>ADJUSTMENTS</b><br/>(2) Pneumatic seat height</p> | <b>RTA 00</b>                      | 1 per carton                       |      |                                 |                                 |           |                               |                               |   |    |    |    |  |  |  |
|   |  |   |                                    | <b>OVERALL DIMENSIONS</b><br>W D H |      |                                 | <b>SEAT DIMENSIONS</b><br>W D H |           |                               | <b>BACK DIMENSIONS</b><br>W H |   |    |    |    |  |  |  |
|   |  |   | IN 19.5                            | 24.5                               | 35.5 | 19                              | 18                              | 17.5-19.5 | 19                            | 17                            |   |    |    |    |  |  |  |
|   |  |   | MM 495                             | 622                                | 902  | 483                             | 457                             | 445-495   | 483                           | 432                           |   |    |    |    |  |  |  |

| DESCRIPTION   | FEATURES  | MODEL #                   | STANDARD TEXTILE GRADES |              |                        |           |                      |                        |           |      |      |      |      |      |  |  |
|---|---|---------------------------|-------------------------|--------------|------------------------|-----------|----------------------|------------------------|-----------|------|------|------|------|------|--|--|
|   |   |                           | 1                       | 2            | 3                      | 4         | 5                    | 6                      | 7         | 8    | 9    | 10   | 11   | 12   |  |  |
|  <p>mesh back</p> <p><b>LB Armless Task w/Tablet Pedestal Base</b><br/>                     COM: 1 YD   0.91 M<br/>                     Unit weight: 37 LB   16.8 KG<br/>                     Carton weight: 47 LB   21.32 KG<br/>                     Carton volume: 11.75 FT<sup>3</sup>   0.33 MT<sup>3</sup></p>           |  <p><b>ADJUSTMENTS</b><br/>(2) Pneumatic seat height</p> <p>Ergonomic features: M, N</p> <p>Lumbar support (LS) not available.<br/> <b>Specify (L) left or (R) right tablet.</b><br/>                     (Example: 6364-6LPB or 6364-6RPB).</p> | <b>6364-6PB</b>           | 1257                    | 1289         | 1316                   | 1347      | 1398                 | 1445                   | 1492      | 1533 | 1584 | 1632 | 1697 | 1789 |  |  |
|   |   | <b>OVERALL DIMENSIONS</b> |                         |              | <b>SEAT DIMENSIONS</b> |           |                      | <b>BACK DIMENSIONS</b> |           |      |      |      |      |      |  |  |
|   |   | <b>W</b>                  | <b>D</b>                | <b>H</b>     | <b>W</b>               | <b>D</b>  | <b>H</b>             | <b>W</b>               | <b>H</b>  |      |      |      |      |      |  |  |
|   |   | IN 23.5<br>MM 597         | 29<br>737               | 35.5<br>902  | 19<br>483              | 18<br>457 | 17.5-19.5<br>445-495 | 19<br>483              | 17<br>432 |      |      |      |      |      |  |  |
|   |   |                           | <b>RTA 00</b>           | 1 per carton |                        |           |                      |                        |           |      |      |      |      |      |  |  |
|  <p>upholstered back</p> <p><b>LB Armless Task Pedestal Base</b><br/>                     COM: 1.25 YD   1.14 M<br/>                     Unit weight: 27 LB   12.3 KG<br/>                     Carton weight: 36 LB   16.33 KG<br/>                     Carton volume: 11.75 FT<sup>3</sup>   0.33 MT<sup>3</sup></p>          |  <p><b>ADJUSTMENTS</b><br/>(2) Pneumatic seat height</p> <p>Ergonomic features: M, N</p> <p>Lumbar support (LS) not available.</p>   | <b>6374-6PB</b>           | 991                     | 1031         | 1064                   | 1104      | 1168                 | 1226                   | 1285      | 1336 | 1400 | 1460 | 1541 | 1656 |  |  |
|   |   | <b>OVERALL DIMENSIONS</b> |                         |              | <b>SEAT DIMENSIONS</b> |           |                      | <b>BACK DIMENSIONS</b> |           |      |      |      |      |      |  |  |
|   |   | <b>W</b>                  | <b>D</b>                | <b>H</b>     | <b>W</b>               | <b>D</b>  | <b>H</b>             | <b>W</b>               | <b>H</b>  |      |      |      |      |      |  |  |
|   |   | IN 19.5<br>MM 495         | 24.5<br>622             | 35.5<br>902  | 19<br>483              | 18<br>457 | 17.5-19.5<br>445-495 | 19<br>483              | 17<br>432 |      |      |      |      |      |  |  |
|   |   |                           | <b>RTA 00</b>           | 1 per carton |                        |           |                      |                        |           |      |      |      |      |      |  |  |
|  <p>upholstered back</p> <p><b>LB Armless Task w/Tablet Pedestal Base</b><br/>                     COM: 1.25 YD   1.14 M<br/>                     Unit weight: 36 LB   16.4 KG<br/>                     Carton weight: 44 LB   19.96 KG<br/>                     Carton volume: 11.75 FT<sup>3</sup>   0.33 MT<sup>3</sup></p> |  <p><b>ADJUSTMENTS</b><br/>(2) Pneumatic seat height</p> <p>Ergonomic features: M, N</p> <p>Lumbar support (LS) not available.<br/> <b>Specify (L) left or (R) right tablet.</b><br/>                     (Example: 6374-6LPB or 6374-6RPB).</p> | <b>6374-6PB</b>           | 1257                    | 1297         | 1330                   | 1370      | 1434                 | 1492                   | 1551      | 1602 | 1666 | 1726 | 1807 | 1922 |  |  |
|   |   | <b>OVERALL DIMENSIONS</b> |                         |              | <b>SEAT DIMENSIONS</b> |           |                      | <b>BACK DIMENSIONS</b> |           |      |      |      |      |      |  |  |
|   |   | <b>W</b>                  | <b>D</b>                | <b>H</b>     | <b>W</b>               | <b>D</b>  | <b>H</b>             | <b>W</b>               | <b>H</b>  |      |      |      |      |      |  |  |
|   |   | IN 23.5<br>MM 597         | 29<br>737               | 35.5<br>902  | 19<br>483              | 18<br>457 | 17.5-19.5<br>445-495 | 19<br>483              | 17<br>432 |      |      |      |      |      |  |  |
|   |   |                           | <b>RTA 00</b>           | 1 per carton |                        |           |                      |                        |           |      |      |      |      |      |  |  |

ZOMA



model 6656

model 6657





STANDARD FEATURES

- Design sensitive guest seating featuring wide, flat, flared arms and elliptical tubular construction.
- The back of the chair is heavily compound curved to provide comfort and support in multiple seating positions.
- No visible back attachment hardware. The outer back is upholstered in the same material selection as the rest of the chair.
- Stacks up to 4 high on the floor or on 2125WS dolly.
- Arms are wide and full length, made from strong Black fiberglass reinforced nylon. They offer support to help stabilize the user as they sit in or exit chairs.
- The rugged frame is made from welded elliptical (oval) steel tubing 1.5" wide.
- Chairs are "wall safe". Rear legs hit the baseboard first leaving clearance between the back of the chair and the wall, saving both the chair and the wall from damage.





















- Zoma is equipped with a polypropylene seat shroud that helps stabilize chairs when stacked and avoid frame imprints on upholstered seats.
- Standard glide is a durable Black polypropylene oval glide.
- Upholstery options: fabric, vinyl or leather. Vinyl and leather models may feature stitch detail across the seat and/or back cushions, if applicable.

OPTIONAL FEATURES

- Frame is available in Black (TBL), Shadow (TSH) or Tungsten (TTU), please specify.
- A Chrome frame is optionally available, please specify (CHM). Add \$26.
- A durable polypropylene outer back shroud is available in Black, please specify (PSB). No upcharge.
- For hard surface floors, please specify opaque non-marking glides (NM). No upcharge.

| DESCRIPTION  | FEATURES  | MODEL #                            | STANDARD TEXTILE GRADES   |                                 |                                 |     |                               |                               |     |     |     |     |      |      |  |
|--|---|------------------------------------|---|---------------------------------|---------------------------------|-----|-------------------------------|-------------------------------|-----|-----|-----|-----|------|------|--|
|  |   |                                    | 1   | 2                               | 3                               | 4   | 5                             | 6                             | 7   | 8   | 9   | 10  | 11   | 12   |  |
|  <p><b>Armchair</b><br/>COM: 1.25 YD   1.14 M<br/>Unit weight: 22 LB   10 KG<br/>Carton weight: 30.5 LB   13.83 KG<br/>Carton volume: 15.5 FT³   0.43 MT³</p>             | Stacks 4 high on floor or dolly.<br><br>Ergonomic features:<br>M, N | <b>6656</b>                        | 454   | 494                             | 528                             | 567 | 630                           | 689                           | 748 | 799 | 863 | 923 | 1004 | 1119 |  |
|  |   | <b>OVERALL DIMENSIONS</b><br>W D H |   |                                 | <b>SEAT DIMENSIONS</b><br>W D H |     |                               | <b>BACK DIMENSIONS</b><br>W H |     |     |     |     |      |      |  |
|  |   | IN 26.5                            | 24  | 32.5                            | 20                              | 19  | 17                            | 18                            | 15  |     |     |     |      |      |  |
|  |   | MM 673                             | 610   | 826                             | 508                             | 483 | 432                           | 457                           | 381 |     |     |     |      |      |  |
|  |   | <b>RTA 00</b>                      | 1 per carton  |                                 |                                 |     |                               |                               |     |     |     |     |      |      |  |
|  <p><b>Armless Side Chair</b><br/>COM: 1.25 YD   1.14 M<br/>Unit weight: 20 LB   9.1 KG<br/>Carton weight: 26 LB   11.79 KG<br/>Carton volume: 13.75 FT³   0.38 MT³</p> | Stacks 4 high on floor or dolly.<br><br>Ergonomic features:<br>M, N | <b>6657</b>                        | 424   | 464                             | 498                             | 537 | 600                           | 659                           | 718 | 769 | 833 | 893 | 974  | 1089 |  |
|  |   | <b>OVERALL DIMENSIONS</b><br>W D H |   |                                 | <b>SEAT DIMENSIONS</b><br>W D H |     |                               | <b>BACK DIMENSIONS</b><br>W H |     |     |     |     |      |      |  |
|  |   | IN 22.5                            | 24  | 32.5                            | 20                              | 19  | 17                            | 18                            | 15  |     |     |     |      |      |  |
|  |   | MM 572                             | 610   | 826                             | 508                             | 483 | 432                           | 457                           | 381 |     |     |     |      |      |  |
|  |   | <b>RTA 00</b>                      | 1 per carton  |                                 |                                 |     |                               |                               |     |     |     |     |      |      |  |
|  |   |                                    | List price  |                                 |                                 |     |                               |                               |     |     |     |     |      |      |  |
|  |   | <b>2125WS</b>                      | 290   |                                 |                                 |     |                               |                               |     |     |     |     |      |      |  |
|  <p><b>Dolly</b><br/>COM: N/A<br/>Unit weight: 13 LB   5.9 KG<br/>Carton weight: 16 LB   7.26 KG<br/>Carton volume: 3.8 FT³   0.1 MT³</p>                               |   |                                    |   |                                 |                                 |     |                               |                               |     |     |     |     |      |      |  |
|  | <b>OVERALL DIMENSIONS</b><br>W D H                                  |                                    |   | <b>SEAT DIMENSIONS</b><br>W D H |                                 |     | <b>BACK DIMENSIONS</b><br>W H |                               |     |     |     |     |      |      |  |
|  | IN 23.25  | 24.75                              | 12.25   | -                               | -                               | -   | -                             | -                             |     |     |     |     |      |      |  |
|  | MM 591  | 629                                | 311   | -                               | -                               | -   | -                             | -                             |     |     |     |     |      |      |  |
|  |   | <b>RTA 1</b>                       |  | 1 per carton                    |                                 |     |                               |                               |     |     |     |     |      |      |  |

# lounge

|  |  |   |
|--|--|---|
|  Ballara.....224      |  Jeo.....269      |  River+.....293        |
|  Braden.....235       |  Kate.....272     |  Sirena.....316        |
|  Calidon.....239      |  Lux.....273      |  Venture.....319       |
|  Camino.....240       |  ML.....275       |  Vitrola.....322       |
|  Citi.....245         |  ML Park.....277  |  Wind.....324          |
|  Citi Square.....249 |  Prairie.....278 |  Wind Linear.....326 |
|  Drift.....258      |  River.....279  |   |

**BALLARA**



model 9751

model 9751NA & 9757L

**Quilted seat option**  
4x4 Square grid pattern  
See optional features  
for more details.



model 9752NA Two Seat Sofa, 9755 Corner Table, 9751NA Lounge Chair, 9757L Left Tablet

**STANDARD FEATURES**

- Ballara is a modular series that includes seating, storage, power, tables and tablets.
- It can fulfill many space planning scenarios including corner, in-line, open concept, as well as traditional receptions.
- Furniture pieces, seating or tables can be used as standalone items or linked together with ganging brackets to create infinite configurations.
- Four high back (banquette) models available in two different heights (42" or 48") and two seat options (two-seat or three-seat armless sofas).
- Banquettes are available as table back models (TB) which are equipped with an 8" laminate back table shelf.
- Tablets can be mounted outside or between seats to accommodate various work/collaborative settings. Tablets have a 14" round surface and a 2-point locking mechanism for easy handling and stability.
- Fixed cushions are accented by a metal base and frame. Frames are standard in Black.
- Table frames and tablet metal components are standard in Black. Tables feature durable and matching 3mm edges.
- Ganging brackets and power units are standard in Black.
- Power units include one power outlet and two USB ports and can be mounted under any seat or table. Wire management is included.
- Upholstery options: fabric, vinyl or leather. Vinyl and leather models may feature stitch detail across the seat and/or back cushions, if applicable.
- All models are standard with Black polypropylene foot glides.

**OPTIONAL FEATURES**

- Quilted seat (**Q**) is available. Backless stools, add \$131 each. Single seat models, add \$131. Two seater sofa, add \$263. Three seater sofa, add \$395.
- All chair frames, table frames, tablet metal components, ganging brackets and metal brackets are available in paint and plated finishes. Please see page 374 for options. Chrome (**CHM**) or Brushed Chrome (**BCH**) are available with an upcharge. Add \$174 for counter height/bar height stools. Add \$174 for single seat lounge chairs and bench. Add \$231 for two seat sofas and bench. Add \$275 for three seat sofas and bench. Add \$174 for tables. Add \$231 for 2-seat length tables. Add \$85 for tablets. Add \$15 for ganging brackets. Add \$9 for metal brackets on floating tables (BCH finish only).
- Corner tables, storage tables, floating tables and tablets are offered in the following laminate finishes: Absolute Acajou (ACJ), Asian Night (ASN), Avant Cherry (AWC), Avant Honey (AWH), Black (BLK), Blizzard (BZD), Brushed Cobalt (BRC), Clear Maple (CMB), Custom Grey (CGY), Dark Espresso (DES), Designer White (DWT), Fashionista (FAS), First Class (FCL), Noce Biondo (NBL), Noce Grigio (NGL), Noce Leggero (NEL), Noce Medio (NML), Quartered Mahogany (QTM), Sheer Beauty (SBY), Stonedust (SDT), Storm Grey (SOG), Walnut Heights (WHE), White Chocolate (WHC) and Winter Cherry (WCR).

**SAMPLE LAYOUTS**

**Layout A**



| Qty | Model Number | Description              | Dimensions           | List Price |
|-----|--------------|--------------------------|----------------------|------------|
| 1   | <b>9751L</b> | Lounge Chair - Left Arm  | 28.5 x 31 x 30       | 1500       |
| 1   | <b>9751R</b> | Lounge Chair - Right Arm | 28.5 x 31 x 30       | 1500       |
| 1   | <b>9755</b>  | Corner Table             | 27.25 x 27.25 x 12.5 | 584        |
| 2   | <b>9759</b>  | Ganging Bracket          | 1 x 0.75 x 10        | 19 x 2     |

**SAMPLE LAYOUT TOTAL IN STANDARD BLACK FRAME 3622**  
**SAMPLE LAYOUT TOTAL IN OPTIONAL FRAME FINISHES 4174**

**Layout B**



| Qty | Model Number | Description              | Dimensions           | List Price |
|-----|--------------|--------------------------|----------------------|------------|
| 1   | <b>9751L</b> | Lounge Chair - Left Arm  | 28.5 x 31 x 30       | 1500       |
| 1   | <b>9751R</b> | Lounge Chair - Right Arm | 28.5 x 31 x 30       | 1500       |
| 1   | <b>9755</b>  | Corner Table             | 27.25 x 27.25 x 12.5 | 584        |
| 2   | <b>9759</b>  | Ganging Bracket          | 1 x 0.75 x 10        | 19 x 2     |

**SAMPLE LAYOUT TOTAL IN STANDARD BLACK FRAME 3622**  
**SAMPLE LAYOUT TOTAL IN OPTIONAL FRAME FINISHES 4174**

**Layout C**



| Qty | Model Number  | Description              | Dimensions           | List Price |
|-----|---------------|--------------------------|----------------------|------------|
| 1   | <b>9751L</b>  | Lounge Chair - Left Arm  | 28.5 x 31 x 30       | 1500       |
| 1   | <b>9751R</b>  | Lounge Chair - Right Arm | 28.5 x 31 x 30       | 1500       |
| 1   | <b>9751NA</b> | Lounge Chair - No Arms   | 26.5 x 31 x 30       | 1229       |
| 2   | <b>9755</b>   | Corner Table             | 27.25 x 27.25 x 12.5 | 584 x 2    |
| 4   | <b>9759</b>   | Ganging Bracket          | 1 x 0.75 x 10        | 19 x 4     |

**SAMPLE LAYOUT TOTAL IN STANDARD BLACK FRAME 5473**  
**SAMPLE LAYOUT TOTAL IN OPTIONAL FRAME FINISHES 6403**

## SAMPLE LAYOUTS

Layout D



| Qty | Model Number | Description              | Dimensions           | List Price |
|-----|--------------|--------------------------|----------------------|------------|
| 1   | 9751L        | Lounge Chair - Left Arm  | 28.5 x 31 x 30       | 1500       |
| 1   | 9751R        | Lounge Chair - Right Arm | 28.5 x 31 x 30       | 1500       |
| 1   | 9751NA       | Lounge Chair - Armless   | 26.5 x 31 x 30       | 1229       |
| 2   | 9755         | Corner Table             | 27.25 x 27.25 x 12.5 | 584 x 2    |
| 1   | 9757L        | Left Tablet              | 14 x 17.25 x 14      | 460        |
| 1   | 9758R        | Right Tablet             | 14 x 17.25 x 14      | 460        |
| 4   | 9759         | Ganging Bracket          | 1 x 0.75 x 10        | 19 x 4     |

**SAMPLE LAYOUT TOTAL IN STANDARD BLACK FRAME 6393**  
**SAMPLE LAYOUT TOTAL IN OPTIONAL FRAME FINISHES 7493**


Layout E



| Qty | Model Number | Description                        | Dimensions           | List Price |
|-----|--------------|------------------------------------|----------------------|------------|
| 1   | 9752L-OB     | Two Seat Sofa Open Back - Left Arm | 54 x 31 x 30         | 2459       |
| 1   | 9752NA       | Two Seat Sofa - Armless            | 52 x 31 x 30         | 2248       |
| 1   | 9754         | Storage Table                      | 27.25 x 27.25 x 16.5 | 953        |
| 1   | 9755         | Corner Table                       | 27.25 x 27.25 x 12.5 | 584        |
| 1   | 9758R        | Right Tablet                       | 14 x 17.25 x 14      | 460        |
| 2   | 9759         | Ganging Bracket                    | 1 x 0.75 x 10        | 19 x 2     |

**SAMPLE LAYOUT TOTAL IN STANDARD BLACK FRAME 6742**  
**SAMPLE LAYOUT TOTAL IN OPTIONAL FRAME FINISHES 7667**


Layout F



| Qty | Model Number | Description                         | Dimensions           | List Price |
|-----|--------------|-------------------------------------|----------------------|------------|
| 1   | 9753NA-OB    | Three Seat Sofa Open Back - Armless | 80.5 x 31 x 30       | 3208       |
| 1   | 9751L        | Lounge Chair - Left Arm             | 28.5 x 31 x 30       | 1500       |
| 1   | 9755         | Corner Table                        | 27.25 x 27.25 x 12.5 | 584        |
| 1   | 9757L        | Left Tablet                         | 14 x 17.25 x 14      | 460        |
| 1   | 9758R        | Right Tablet                        | 14 x 17.25 x 14      | 460        |
| 2   | 9759         | Ganging Bracket                     | 1 x 0.75 x 10        | 19 x 2     |

**SAMPLE LAYOUT TOTAL IN STANDARD BLACK FRAME 6250**  
**SAMPLE LAYOUT TOTAL IN OPTIONAL FRAME FINISHES 7073**

Layout G



| Qty | Model Number | Description                         | Dimensions           | List Price |
|-----|--------------|-------------------------------------|----------------------|------------|
| 1   | 9753NA-OB    | Three Seat Sofa Open Back - Armless | 80.5 x 31 x 30       | 3208       |
| 1   | 9751         | Lounge Chair                        | 30.5 x 31 x 30       | 1771       |
| 1   | 9755         | Corner Table                        | 27.25 x 27.25 x 12.5 | 584        |
| 1   | 9757L        | Left Tablet                         | 14 x 17.25 x 14      | 460        |
| 1   | 9759         | Ganging Bracket                     | 1 x 0.75 x 10        | 19         |

**SAMPLE LAYOUT TOTAL IN STANDARD BLACK FRAME 6061**  
**SAMPLE LAYOUT TOTAL IN OPTIONAL FRAME FINISHES 6799**

Layout H




| Qty | Model Number | Description              | Dimensions           | List Price |
|-----|--------------|--------------------------|----------------------|------------|
| 1   | 9751L        | Lounge Chair - Left Arm  | 28.5 x 31 x 30       | 1500       |
| 1   | 9751R        | Lounge Chair - Right Arm | 28.5 x 31 x 30       | 1500       |
| 1   | 9751NA       | Lounge Chair - No Arms   | 26.5 x 31 x 30       | 1229       |
| 2   | 9755         | Corner Table             | 27.25 x 27.25 x 12.5 | 584 x 2    |
| 4   | 9759         | Ganging Bracket          | 1 x 0.75 x 10        | 19 x 4     |

**SAMPLE LAYOUT TOTAL IN STANDARD BLACK FRAME 5473**  
**SAMPLE LAYOUT TOTAL IN OPTIONAL FRAME FINISHES 6403**

**SAMPLE LAYOUTS**

**Layout I**




| Qty | Model Number     | Description                         | Dimensions           | List Price |
|-----|------------------|-------------------------------------|----------------------|------------|
| 1   | <b>9753NA-OB</b> | Three Seat Sofa Open Back - Armless | 80.5 x 31 x 30       | 3208       |
| 1   | <b>9752NA</b>    | Two Seat Sofa - Armless             | 52 x 31 x 30         | 2248       |
| 2   | <b>9754</b>      | Storage Table                       | 27.25 x 27.25 x 16.5 | 953 x 2    |
| 1   | <b>9755</b>      | Corner Table                        | 27.25 x 27.25 x 12.5 | 584        |
| 1   | <b>9757L</b>     | Left Tablet                         | 14 x 17.25 x 14      | 460        |
| 1   | <b>9758R</b>     | Right Tablet                        | 14 x 17.25 x 14      | 460        |
| 2   | <b>9759</b>      | Ganging Bracket                     | 1 x 0.75 x 10        | 19 x 2     |

**SAMPLE LAYOUT TOTAL IN STANDARD BLACK FRAME**  
**SAMPLE LAYOUT TOTAL IN OPTIONAL FRAME FINISHES**

**8904**  
**10132**

**Layout J**




| Qty | Model Number     | Description                         | Dimensions           | List Price |
|-----|------------------|-------------------------------------|----------------------|------------|
| 1   | <b>9753NA-OB</b> | Three Seat Sofa Open Back - Armless | 80.5 x 31 x 30       | 3208       |
| 1   | <b>9751L</b>     | Lounge Chair - Left Arm             | 28.5 x 31 x 30       | 1500       |
| 1   | <b>9751R</b>     | Lounge Chair - Right Arm            | 28.5 x 31 x 30       | 1500       |
| 2   | <b>9754</b>      | Storage Table                       | 27.25 x 27.25 x 16.5 | 953 x 2    |
| 1   | <b>9755</b>      | Corner Table                        | 27.25 x 27.25 x 12.5 | 584        |
| 1   | <b>9757L</b>     | Left Tablet                         | 14 x 17.25 x 14      | 460        |
| 1   | <b>9758R</b>     | Right Tablet                        | 14 x 17.25 x 14      | 460        |
| 2   | <b>9759</b>      | Ganging Bracket                     | 1 x 0.75 x 10        | 19 x 2     |

**SAMPLE LAYOUT TOTAL IN STANDARD BLACK FRAME**  
**SAMPLE LAYOUT TOTAL IN OPTIONAL FRAME FINISHES**

**9656**  
**11001**

**Layout K**



| Qty | Model Number     | Description                         | Dimensions           | List Price |
|-----|------------------|-------------------------------------|----------------------|------------|
| 2   | <b>9753NA-OB</b> | Three Seat Sofa Open Back - Armless | 80.5 x 31 x 30       | 3208 x 2   |
| 2   | <b>9755</b>      | Corner Table                        | 27.25 x 27.25 x 12.5 | 584 x 2    |
| 2   | <b>9759</b>      | Ganging Bracket                     | 1 x 0.75 x 10        | 19 x 2     |

**SAMPLE LAYOUT TOTAL IN STANDARD BLACK FRAME**  
**SAMPLE LAYOUT TOTAL IN OPTIONAL FRAME FINISHES**

**7622**  
**8550**

**Layout L**



| Qty | Model Number  | Description              | Dimensions           | List Price |
|-----|---------------|--------------------------|----------------------|------------|
| 1   | <b>9752NA</b> | Two Seat Sofa - Armless  | 52 x 31 x 30         | 2248       |
| 1   | <b>9751L</b>  | Lounge Chair - Left Arm  | 28.5 x 31 x 30       | 1500       |
| 1   | <b>9751R</b>  | Lounge Chair - Right Arm | 28.5 x 31 x 30       | 1500       |
| 2   | <b>9755</b>   | Corner Table             | 27.25 x 27.25 x 12.5 | 584 x 2    |
| 4   | <b>9759</b>   | Ganging Bracket          | 1 x 0.75 x 10        | 19 x 4     |

**SAMPLE LAYOUT TOTAL IN STANDARD BLACK FRAME**  
**SAMPLE LAYOUT TOTAL IN OPTIONAL FRAME FINISHES**

**6492**  
**7479**

**Layout M**




| Qty | Model Number     | Description                         | Dimensions           | List Price |
|-----|------------------|-------------------------------------|----------------------|------------|
| 1   | <b>9753NA-OB</b> | Three Seat Sofa Open Back - Armless | 80.5 x 31 x 30       | 3208       |
| 1   | <b>9752L-OB</b>  | Two Seat Sofa Open Back - Left Arm  | 54 x 31 x 30         | 2459       |
| 1   | <b>9752NA</b>    | Two Seat Sofa - Armless             | 52 x 31 x 30         | 2248       |
| 2   | <b>9755</b>      | Corner Table                        | 27.25 x 27.25 x 12.5 | 584 x 2    |
| 1   | <b>9754</b>      | Storage Table                       | 27.25 x 27.25 x 16.5 | 953        |
| 1   | <b>9758R</b>     | Right Tablet                        | 14 x 17.25 x 14      | 460        |
| 4   | <b>9759</b>      | Ganging Bracket                     | 1 x 0.75 x 10        | 19 x 4     |

**SAMPLE LAYOUT TOTAL IN STANDARD BLACK FRAME**  
**SAMPLE LAYOUT TOTAL IN OPTIONAL FRAME FINISHES**

**10572**  
**11976**

## SAMPLE LAYOUTS


### Layout N



| Qty | Model Number     | Description                         | Dimensions           | List Price |
|-----|------------------|-------------------------------------|----------------------|------------|
| 1   | <b>9753NA-OB</b> | Three Seat Sofa Open Back - Armless | 80.5 x 31 x 30       | 3208       |
| 1   | <b>9751L</b>     | Lounge Chair - Left Arm             | 28.5 x 31 x 30       | 1500       |
| 1   | <b>9751R</b>     | Lounge Chair - Right Arm            | 28.5 x 31 x 30       | 1500       |
| 2   | <b>9755</b>      | Corner Table                        | 27.25 x 27.25 x 12.5 | 584 x 2    |
| 4   | <b>9759</b>      | Ganging Bracket                     | 1 x 0.75 x 10        | 19 x 4     |

**SAMPLE LAYOUT TOTAL IN STANDARD BLACK FRAME 7452**  
**SAMPLE LAYOUT TOTAL IN OPTIONAL FRAME FINISHES 8483**


### Layout O



| Qty | Model Number     | Description                         | Dimensions           | List Price |
|-----|------------------|-------------------------------------|----------------------|------------|
| 1   | <b>9753NA-OB</b> | Three Seat Sofa Open Back - Armless | 80.5 x 31 x 30       | 3208       |
| 1   | <b>9752NA</b>    | Two Seat Sofa - Armless             | 52 x 31 x 30         | 2248       |
| 1   | <b>9751</b>      | Lounge Chair                        | 30.5 x 31 x 30       | 1771       |
| 1   | <b>9754</b>      | Storage Table                       | 27.25 x 27.25 x 16.5 | 953        |
| 2   | <b>9755</b>      | Corner Table                        | 27.25 x 27.25 x 12.5 | 584 x 2    |
| 1   | <b>9757L</b>     | Left Tablet                         | 14 x 17.25 x 14      | 460        |
| 3   | <b>9759</b>      | Ganging Bracket                     | 1 x 0.75 x 10        | 19 x 3     |

**SAMPLE LAYOUT TOTAL IN STANDARD BLACK FRAME 9865**  
**SAMPLE LAYOUT TOTAL IN OPTIONAL FRAME FINISHES 11197**


### Layout P



| Qty | Model Number     | Description                         | Dimensions           | List Price |
|-----|------------------|-------------------------------------|----------------------|------------|
| 1   | <b>9753NA-OB</b> | Three Seat Sofa Open Back - Armless | 80.5 x 31 x 30       | 3208       |
| 1   | <b>9752L-OB</b>  | Two Seat Sofa Open Back - Left Arm  | 54 x 31 x 30         | 2459       |
| 2   | <b>9754</b>      | Storage Table                       | 27.25 x 27.25 x 16.5 | 953 x 2    |
| 1   | <b>9755</b>      | Corner Table                        | 27.25 x 27.25 x 12.5 | 584        |
| 1   | <b>9758R</b>     | Right Tablet                        | 14 x 17.25 x 14      | 460        |
| 2   | <b>9759</b>      | Ganging Bracket                     | 1 x 0.75 x 10        | 19 x 2     |

**SAMPLE LAYOUT TOTAL IN STANDARD BLACK FRAME 8655**  
**SAMPLE LAYOUT TOTAL IN OPTIONAL FRAME FINISHES 9798**

|             | 1    | 2    | 3    | 4    | 5    | 6    | 7    | 8    | 9    | 10   | 11   | 12   |
|-------------|------|------|------|------|------|------|------|------|------|------|------|------|
| <b>9751</b> | 1771 | 1907 | 2022 | 2154 | 2370 | 2570 | 2770 | 2944 | 3161 | 3365 | 3641 | 4032 |



**Lounge Chair**  
 COM: 4.25 YD | 3.89 M  
 Unit weight: 61 LB | 27.7 KG  
 Carton weight: 71 LB | 32.21 KG  
 Carton volume: 21.5 FT<sup>3</sup> | 0.6 MT<sup>3</sup>

|  | OVERALL DIMENSIONS |   |   | SEAT DIMENSIONS |   |   | BACK DIMENSIONS |   |
|--|--------------------|---|---|-----------------|---|---|-----------------|---|
|  | W                  | D | H | W               | D | H | W               | H |

|    |      |     |     |     |      |      |     |      |
|----|------|-----|-----|-----|------|------|-----|------|
| IN | 30.5 | 31  | 30  | 24  | 20.5 | 18.5 | 22  | 12.5 |
| MM | 775  | 787 | 762 | 610 | 521  | 470  | 559 | 318  |

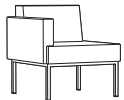
**RTA 00** 1 per carton

|              | 1    | 2    | 3    | 4    | 5    | 6    | 7    | 8    | 9    | 10   | 11   | 12   |
|--------------|------|------|------|------|------|------|------|------|------|------|------|------|
| <b>9751R</b> | 1500 | 1604 | 1692 | 1793 | 1958 | 2111 | 2264 | 2397 | 2563 | 2719 | 2930 | 3229 |
| <b>9751L</b> |      |      |      |      |      |      |      |      |      |      |      |      |

|  | OVERALL DIMENSIONS |   |   | SEAT DIMENSIONS |   |   | BACK DIMENSIONS |   |
|--|--------------------|---|---|-----------------|---|---|-----------------|---|
|  | W                  | D | H | W               | D | H | W               | H |

|    |      |     |     |     |      |      |     |      |
|----|------|-----|-----|-----|------|------|-----|------|
| IN | 28.5 | 31  | 30  | 24  | 20.5 | 18.5 | 22  | 12.5 |
| MM | 724  | 787 | 762 | 610 | 521  | 470  | 559 | 318  |

**RTA 00** 1 per carton



9751R



9751L

**Lounge Chair - One Arm**  
 COM: 3.25 YD | 2.97 M  
 Unit weight: 51 LB | 23.2 KG  
 Carton weight: 61 LB | 27.67 KG  
 Carton volume: 20 FT<sup>3</sup> | 0.56 MT<sup>3</sup>

Ganging clip required for sectional use.

R for right arm.  
 L for left arm.



| DESCRIPTION | FEATURES | MODEL # | STANDARD TEXTILE GRADES |   |   |   |   |   |   |   |   |    |    |    |
|-------------|----------|---------|-------------------------|---|---|---|---|---|---|---|---|----|----|----|
|             |          |         | 1                       | 2 | 3 | 4 | 5 | 6 | 7 | 8 | 9 | 10 | 11 | 12 |



**Lounge Chair - Armless**  
 COM: 2.25 YD | 2.06 M  
 Unit weight: 41 LB | 18.6 KG  
 Carton weight: 51 LB | 23.13 KG  
 Carton volume: 18.75 FT³ | 0.53 MT³

Ganging clip required for sectional use.

|               |      |      |      |      |      |      |      |      |      |      |      |      |
|---------------|------|------|------|------|------|------|------|------|------|------|------|------|
| <b>9751NA</b> | 1229 | 1301 | 1362 | 1432 | 1546 | 1652 | 1758 | 1850 | 1965 | 2073 | 2219 | 2426 |
|---------------|------|------|------|------|------|------|------|------|------|------|------|------|

| OVERALL DIMENSIONS |   |   | SEAT DIMENSIONS |   |   | BACK DIMENSIONS |   |
|--------------------|---|---|-----------------|---|---|-----------------|---|
| W                  | D | H | W               | D | H | W               | H |

|    |      |     |     |     |      |      |     |      |
|----|------|-----|-----|-----|------|------|-----|------|
| IN | 26.5 | 31  | 30  | 24  | 20.5 | 18.5 | 22  | 12.5 |
| MM | 673  | 787 | 762 | 610 | 521  | 470  | 559 | 318  |

**RTA 00** 1 per carton



**Corner Unit**  
 COM: 3 YD | 2.74 M  
 Unit weight: 62 LB | 28.2 KG  
 Carton weight: 72 LB | 32.66 KG  
 Carton volume: 18.5 FT³ | 0.52 MT³

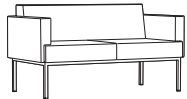
Ganging clip required for sectional use.

|             |      |      |      |      |      |      |      |      |      |      |      |      |
|-------------|------|------|------|------|------|------|------|------|------|------|------|------|
| <b>9764</b> | 1621 | 1717 | 1798 | 1891 | 2044 | 2185 | 2326 | 2449 | 2602 | 2746 | 2941 | 3217 |
|-------------|------|------|------|------|------|------|------|------|------|------|------|------|

| OVERALL DIMENSIONS |   |   | SEAT DIMENSIONS |   |   | BACK DIMENSIONS |   |
|--------------------|---|---|-----------------|---|---|-----------------|---|
| W                  | D | H | W               | D | H | W               | H |

|    |      |      |     |     |      |      |     |      |
|----|------|------|-----|-----|------|------|-----|------|
| IN | 28.5 | 28.5 | 30  | 22  | 20.5 | 18.5 | 22  | 12.5 |
| MM | 724  | 724  | 762 | 559 | 521  | 470  | 559 | 318  |

**RTA 00** 1 per carton



**Two Seat Sofa**  
 COM: 6.25 YD | 5.72 M  
 Unit weight: 99 LB | 45 KG  
 Carton weight: 111 LB | 50.35 KG  
 Carton volume: 37.5 FT³ | 1.06 MT³

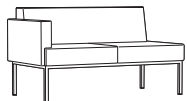
Ganging clip required for sectional use.

|             |      |      |      |      |      |      |      |      |      |      |      |      |
|-------------|------|------|------|------|------|------|------|------|------|------|------|------|
| <b>9752</b> | 2794 | 2994 | 3163 | 3357 | 3675 | 3969 | 4263 | 4519 | 4838 | 5138 | 5544 | 6119 |
|-------------|------|------|------|------|------|------|------|------|------|------|------|------|

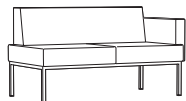
| OVERALL DIMENSIONS |   |   | SEAT DIMENSIONS |   |   | BACK DIMENSIONS |   |
|--------------------|---|---|-----------------|---|---|-----------------|---|
| W                  | D | H | W               | D | H | W               | H |

|    |      |     |     |      |      |      |      |      |
|----|------|-----|-----|------|------|------|------|------|
| IN | 56   | 31  | 30  | 48   | 20.5 | 18.5 | 44   | 12.5 |
| MM | 1422 | 787 | 762 | 1219 | 521  | 470  | 1118 | 318  |

**RTA 00** 1 per carton



**9752R**



**9752L**

**Two Seat Sofa**  
 COM: 5 YD | 4.57 M  
 Unit weight: 89 LB | 40.5 KG  
 Carton weight: 101 LB | 45.81 KG  
 Carton volume: 36.25 FT³ | 1.02 MT³

Ganging clip required for sectional use.

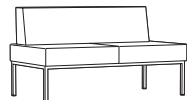
R for right arm.  
 L for left arm.

|                              |      |      |      |      |      |      |      |      |      |      |      |      |
|------------------------------|------|------|------|------|------|------|------|------|------|------|------|------|
| <b>9752R</b><br><b>9752L</b> | 2490 | 2650 | 2785 | 2940 | 3195 | 3430 | 3665 | 3870 | 4125 | 4365 | 4690 | 5150 |
|------------------------------|------|------|------|------|------|------|------|------|------|------|------|------|

| OVERALL DIMENSIONS |   |   | SEAT DIMENSIONS |   |   | BACK DIMENSIONS |   |
|--------------------|---|---|-----------------|---|---|-----------------|---|
| W                  | D | H | W               | D | H | W               | H |

|    |      |     |     |      |      |      |      |      |
|----|------|-----|-----|------|------|------|------|------|
| IN | 54   | 31  | 30  | 48   | 20.5 | 18.5 | 44   | 12.5 |
| MM | 1372 | 787 | 762 | 1219 | 521  | 470  | 1118 | 318  |

**RTA 00** 1 per carton



**Two Seat Sofa - Armless**  
 COM: 4 YD | 3.66 M  
 Unit weight: 79 LB | 35.9 KG  
 Carton weight: 91 LB | 41.28 KG  
 Carton volume: 35.5 FT³ | 1 MT³


Ganging clip required for sectional use.

|               |      |      |      |      |      |      |      |      |      |      |      |      |
|---------------|------|------|------|------|------|------|------|------|------|------|------|------|
| <b>9752NA</b> | 2248 | 2376 | 2484 | 2608 | 2812 | 3000 | 3188 | 3352 | 3566 | 3748 | 4008 | 4376 |
|---------------|------|------|------|------|------|------|------|------|------|------|------|------|

| OVERALL DIMENSIONS |   |   | SEAT DIMENSIONS |   |   | BACK DIMENSIONS |   |
|--------------------|---|---|-----------------|---|---|-----------------|---|
| W                  | D | H | W               | D | H | W               | H |

|    |      |     |     |      |      |      |      |      |
|----|------|-----|-----|------|------|------|------|------|
| IN | 52   | 31  | 30  | 48   | 20.5 | 18.5 | 44   | 12.5 |
| MM | 1321 | 787 | 762 | 1219 | 521  | 470  | 1118 | 318  |

**RTA 00** 1 per carton



**Two Seat Sofa - 42" High Back**  
 COM: 8 YD | 7.32 M  
 Unit weight: 105 LB | 47.7 KG  
 Carton weight: 120 LB | 54.43 KG  
 Carton volume: 48.5 FT³ | 1.37 MT³




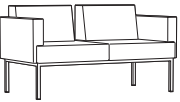
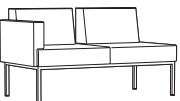

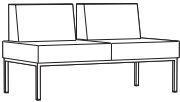
Ganging clip required for sectional use.

|                   |      |      |      |      |      |      |      |      |      |      |      |      |
|-------------------|------|------|------|------|------|------|------|------|------|------|------|------|
| <b>9752NAHB42</b> | 2563 | 2819 | 3035 | 3283 | 3691 | 4067 | 4443 | 4771 | 5179 | 5563 | 6083 | 6819 |
|-------------------|------|------|------|------|------|------|------|------|------|------|------|------|

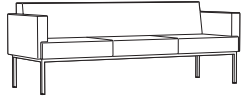
| OVERALL DIMENSIONS |   |   | SEAT DIMENSIONS |   |   | BACK DIMENSIONS |   |
|--------------------|---|---|-----------------|---|---|-----------------|---|
| W                  | D | H | W               | D | H | W               | H |

|    |      |     |      |      |      |      |      |      |
|----|------|-----|------|------|------|------|------|------|
| IN | 52   | 31  | 42   | 48   | 20.5 | 18.5 | 44   | 24.5 |
| MM | 1321 | 787 | 1067 | 1219 | 521  | 470  | 1118 | 622  |

**RTA 00** 1 per carton

| DESCRIPTION   | FEATURES                                 | MODEL #          | STANDARD TEXTILE GRADES   |      |      |                        |      |      |                        |      |      |      |      |      |
|---|--|------------------|---------------------------|------|------|------------------------|------|------|------------------------|------|------|------|------|------|
|   |  |                  | 1                         | 2    | 3    | 4                      | 5    | 6    | 7                      | 8    | 9    | 10   | 11   | 12   |
|  <p><b>Two Seat Sofa - 42" High Back w/36" H Table Shelf</b><br/>                     COM: 6 YD   5.49 M<br/>                     Unit weight: 120 LB   54.5 KG<br/>                     Carton weight: 135 LB   61.23 KG<br/>                     Carton volume: 63.75 FT<sup>3</sup>   1.8 MT<sup>3</sup></p>  | Ganging clip required for sectional use. | 9752NAHB42TB3388 | 3580                      | 3742 | 3928 | 4234                   | 4516 | 4798 | 5044                   | 5350 | 5638 | 6028 | 6580 |      |
|   |  |                  | <b>OVERALL DIMENSIONS</b> |      |      | <b>SEAT DIMENSIONS</b> |      |      | <b>BACK DIMENSIONS</b> |      |      |      |      |      |
|   |  |                  | W                         | D    | H    | W                      | D    | H    | W                      | H    |      |      |      |      |
|   |  |                  | IN                        | 52   | 41   | 42                     | 48   | 20.5 | 18.5                   | 44   | 24.5 |      |      |      |
|   | MM                                       | 1321             | 1041                      | 1067 | 1219 | 521                    | 470  | 1118 | 622                    |      |      |      |      |      |
|   |  | <b>RTA 00</b>    | 1 per carton              |      |      |                        |      |      |                        |      |      |      |      |      |
|  <p><b>Two Seat Sofa - 48" High Back</b><br/>                     COM: 8.75 YD   8 M<br/>                     Unit weight: 115 LB   52.3 KG<br/>                     Carton weight: 130 LB   58.97 KG<br/>                     Carton volume: 55 FT<sup>3</sup>   1.55 MT<sup>3</sup></p>                        | Ganging clip required for sectional use. | 9752NAHB48       | 2671                      | 2951 | 3187 | 3459                   | 3905 | 4316 | 4727                   | 5086 | 5532 | 5952 | 6521 | 7326 |
|   |  |                  | <b>OVERALL DIMENSIONS</b> |      |      | <b>SEAT DIMENSIONS</b> |      |      | <b>BACK DIMENSIONS</b> |      |      |      |      |      |
|   |  |                  | W                         | D    | H    | W                      | D    | H    | W                      | H    |      |      |      |      |
|   |  |                  | IN                        | 52   | 31   | 48                     | 48   | 20.5 | 18.5                   | 44   | 30.5 |      |      |      |
|   | MM                                       | 1321             | 787                       | 1219 | 1219 | 521                    | 470  | 1118 | 775                    |      |      |      |      |      |
|   |  | <b>RTA 00</b>    | 1 per carton              |      |      |                        |      |      |                        |      |      |      |      |      |
|  <p><b>Two Seat Sofa - 42" High Back w/42" H Table Shelf</b><br/>                     COM: 6 YD   5.49 M<br/>                     Unit weight: 130 LB   59.1 KG<br/>                     Carton weight: 145 LB   65.77 KG<br/>                     Carton volume: 71.25 FT<sup>3</sup>   2.01 MT<sup>3</sup></p> | Ganging clip required for sectional use. | 9752NAHB48TB3496 | 3688                      | 3850 | 4036 | 4342                   | 4624 | 4906 | 5152                   | 5458 | 5746 | 6136 | 6688 |      |
|   |  |                  | <b>OVERALL DIMENSIONS</b> |      |      | <b>SEAT DIMENSIONS</b> |      |      | <b>BACK DIMENSIONS</b> |      |      |      |      |      |
|   |  |                  | W                         | D    | H    | W                      | D    | H    | W                      | H    |      |      |      |      |
|   |  |                  | IN                        | 52   | 41   | 48                     | 48   | 20.5 | 18.5                   | 44   | 30.5 |      |      |      |
|   | MM                                       | 1321             | 1041                      | 1219 | 1219 | 521                    | 470  | 1118 | 775                    |      |      |      |      |      |
|   |  | <b>RTA 00</b>    | 1 per carton              |      |      |                        |      |      |                        |      |      |      |      |      |
|  <p><b>Two Seat Sofa - Open Back</b><br/>                     COM: 6.25 YD   5.72 M<br/>                     Unit weight: 99 LB   45 KG<br/>                     Carton weight: 111 LB   50.35 KG<br/>                     Carton volume: 35.25 FT<sup>3</sup>   0.99 MT<sup>3</sup></p>                       |  | 9752-OB          | 2761                      | 2961 | 3130 | 3324                   | 3642 | 3936 | 4230                   | 4486 | 4805 | 5105 | 5511 | 6086 |
|   |  |                  | <b>OVERALL DIMENSIONS</b> |      |      | <b>SEAT DIMENSIONS</b> |      |      | <b>BACK DIMENSIONS</b> |      |      |      |      |      |
|   |  |                  | W                         | D    | H    | W                      | D    | H    | W                      | H    |      |      |      |      |
|   |  |                  | IN                        | 56   | 29.5 | 30                     | 54   | 20.5 | 18.5                   | 48   | 12.5 |      |      |      |
|   | MM                                       | 1422             | 749                       | 762  | 1372 | 521                    | 470  | 1219 | 318                    |      |      |      |      |      |
|   |  | <b>RTA 00</b>    | 1 per carton              |      |      |                        |      |      |                        |      |      |      |      |      |
|  <p><b>Two Seat Sofa - Open Back - One Arm</b><br/>                     COM: 5.25 YD   4.8 M<br/>                     Unit weight: 89 LB   40.5 KG<br/>                     Carton weight: 101 LB   45.81 KG<br/>                     Carton volume: 36.25 FT<sup>3</sup>   1.02 MT<sup>3</sup></p>            | Ganging clip required for sectional use. | 9752R-OB         | 2459                      | 2627 | 2769 | 2932                   | 3199 | 3446 | 3693                   | 3908 | 4176 | 4428 | 4769 | 5252 |
|   |  |                  | <b>OVERALL DIMENSIONS</b> |      |      | <b>SEAT DIMENSIONS</b> |      |      | <b>BACK DIMENSIONS</b> |      |      |      |      |      |
|   |  |                  | W                         | D    | H    | W                      | D    | H    | W                      | H    |      |      |      |      |
|   |  |                  | IN                        | 54   | 31   | 30                     | 48   | 20.5 | 18.5                   | 44   | 12.5 |      |      |      |
|   | MM                                       | 1372             | 787                       | 762  | 1219 | 521                    | 470  | 1118 | 318                    |      |      |      |      |      |
|   |  | <b>RTA 00</b>    | 1 per carton              |      |      |                        |      |      |                        |      |      |      |      |      |
|  <p><b>9752L-OB</b></p>  | R for right arm.<br>L for left arm.      | 9752L-OB         |                           |      |      |                        |      |      |                        |      |      |      |      |      |
|   |  |                  | <b>OVERALL DIMENSIONS</b> |      |      | <b>SEAT DIMENSIONS</b> |      |      | <b>BACK DIMENSIONS</b> |      |      |      |      |      |
|   |  |                  | W                         | D    | H    | W                      | D    | H    | W                      | H    |      |      |      |      |
|   |  |                  | IN                        | 54   | 31   | 30                     | 48   | 20.5 | 18.5                   | 44   | 12.5 |      |      |      |
|   | MM                                       | 1372             | 787                       | 762  | 1219 | 521                    | 470  | 1118 | 318                    |      |      |      |      |      |
|   |  | <b>RTA 00</b>    | 1 per carton              |      |      |                        |      |      |                        |      |      |      |      |      |
|  <p><b>Two Seat Sofa - Open Back - Armless</b><br/>                     COM: 4.25 YD   3.89 M<br/>                     Unit weight: 79 LB   35.9 KG<br/>                     Carton weight: 91 LB   41.28 KG<br/>                     Carton volume: 35.5 FT<sup>3</sup>   1 MT<sup>3</sup></p>                |  | 9752NA-OB        | 2218                      | 2354 | 2469 | 2601                   | 2817 | 3017 | 3217                   | 3391 | 3608 | 3812 | 4088 | 4479 |
|   |  |                  | <b>OVERALL DIMENSIONS</b> |      |      | <b>SEAT DIMENSIONS</b> |      |      | <b>BACK DIMENSIONS</b> |      |      |      |      |      |
|   |  |                  | W                         | D    | H    | W                      | D    | H    | W                      | H    |      |      |      |      |
|   |  |                  | IN                        | 52   | 31   | 30                     | 48   | 20.5 | 18.5                   | 44   | 12.5 |      |      |      |
|   | MM                                       | 1321             | 787                       | 762  | 1219 | 521                    | 470  | 1118 | 318                    |      |      |      |      |      |
|   |  | <b>RTA 00</b>    | 1 per carton              |      |      |                        |      |      |                        |      |      |      |      |      |

| DESCRIPTION | FEATURES | MODEL # | STANDARD TEXTILE GRADES |   |   |   |   |   |   |   |   |    |    |    |
|-------------|----------|---------|-------------------------|---|---|---|---|---|---|---|---|----|----|----|
|             |          |         | 1                       | 2 | 3 | 4 | 5 | 6 | 7 | 8 | 9 | 10 | 11 | 12 |



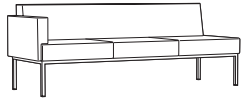
**Three Seat Sofa**  
 COM: 9.5 YD | 8.69 M  
 Unit weight: 138 LB | 62.7 KG  
 Carton weight: 153 LB | 69.4 KG  
 Carton volume: 54.5 FT³ | 1.54 MT³

|             |      |      |      |      |      |      |      |      |      |      |      |      |
|-------------|------|------|------|------|------|------|------|------|------|------|------|------|
| <b>9753</b> | 3784 | 4088 | 4345 | 4639 | 5124 | 5570 | 6017 | 6406 | 6891 | 7347 | 7964 | 8838 |
|-------------|------|------|------|------|------|------|------|------|------|------|------|------|

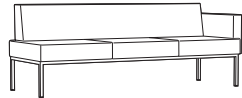
| OVERALL DIMENSIONS |   |   | SEAT DIMENSIONS |   |   | BACK DIMENSIONS |   |  |
|--------------------|---|---|-----------------|---|---|-----------------|---|--|
| W                  | D | H | W               | D | H | W               | H |  |

|    |      |     |     |      |      |      |      |      |
|----|------|-----|-----|------|------|------|------|------|
| IN | 82.5 | 31  | 30  | 76.5 | 20.5 | 18.5 | 66   | 12.5 |
| MM | 2096 | 787 | 762 | 1943 | 521  | 470  | 1676 | 318  |

**RTA 00** 1 per carton



**Three Seat Sofa - One Arm**  
 COM: 8.25 YD | 7.54 M  
 Unit weight: 128 LB | 58.2 KG  
 Carton weight: 143 LB | 64.86 KG  
 Carton volume: 54.5 FT³ | 1.54 MT³



**9753R** **9753L**

Ganging clip required for sectional use.

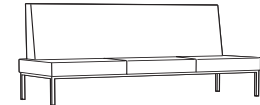
R for right arm.  
 L for left arm.

|              |      |      |      |      |      |      |      |      |      |      |      |      |
|--------------|------|------|------|------|------|------|------|------|------|------|------|------|
| <b>9753R</b> | 3528 | 3792 | 4015 | 4271 | 4691 | 5079 | 5467 | 5805 | 6226 | 6622 | 7158 | 7917 |
| <b>9753L</b> |      |      |      |      |      |      |      |      |      |      |      |      |

| OVERALL DIMENSIONS |   |   | SEAT DIMENSIONS |   |   | BACK DIMENSIONS |   |  |
|--------------------|---|---|-----------------|---|---|-----------------|---|--|
| W                  | D | H | W               | D | H | W               | H |  |

|    |      |     |     |      |      |      |      |      |
|----|------|-----|-----|------|------|------|------|------|
| IN | 81.5 | 31  | 30  | 80.5 | 20.5 | 18.5 | 74   | 12.5 |
| MM | 2070 | 787 | 762 | 2045 | 521  | 470  | 1880 | 318  |

**RTA 00** 1 per carton



**Three Seat Sofa - 42" High Back**  
 COM: 12.25 YD | 11.2 M  
 Unit weight: 128 LB | 58.2 KG  
 Carton weight: 143 LB | 64.86 KG  
 Carton volume: 72.5 FT³ | 2.05 MT³

Ganging clip required for sectional use.

|                   |      |      |      |      |      |      |      |      |      |      |      |       |
|-------------------|------|------|------|------|------|------|------|------|------|------|------|-------|
| <b>9753NAHB42</b> | 3912 | 4304 | 4635 | 5015 | 5639 | 6215 | 6791 | 7293 | 7918 | 8506 | 9302 | 10429 |
|-------------------|------|------|------|------|------|------|------|------|------|------|------|-------|

| OVERALL DIMENSIONS |   |   | SEAT DIMENSIONS |   |   | BACK DIMENSIONS |   |  |
|--------------------|---|---|-----------------|---|---|-----------------|---|--|
| W                  | D | H | W               | D | H | W               | H |  |

|    |      |     |      |      |      |      |      |      |
|----|------|-----|------|------|------|------|------|------|
| IN | 80.5 | 31  | 42   | 74   | 20.5 | 18.5 | 74   | 24.5 |
| MM | 2045 | 787 | 1067 | 1880 | 521  | 470  | 1880 | 622  |

**RTA 00** 1 per carton



**Three Seat Sofa - 42" High Back w/36"H Table Shelf**  
 COM: 9 YD | 8.23 M  
 Unit weight: 143 LB | 65 KG  
 Carton weight: 158 LB | 71.67 KG  
 Carton volume: 93.5 FT³ | 2.64 MT³

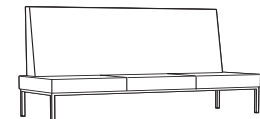
Ganging clip required for sectional use.

|                     |      |      |      |      |      |      |      |      |      |      |      |      |
|---------------------|------|------|------|------|------|------|------|------|------|------|------|------|
| <b>9753NAHB42TB</b> | 4874 | 5162 | 5405 | 5684 | 6143 | 6566 | 6989 | 7358 | 7817 | 8249 | 8834 | 9662 |
|---------------------|------|------|------|------|------|------|------|------|------|------|------|------|

| OVERALL DIMENSIONS |   |   | SEAT DIMENSIONS |   |   | BACK DIMENSIONS |   |  |
|--------------------|---|---|-----------------|---|---|-----------------|---|--|
| W                  | D | H | W               | D | H | W               | H |  |

|    |      |      |      |      |      |      |      |      |
|----|------|------|------|------|------|------|------|------|
| IN | 80.5 | 41   | 42   | 80.5 | 20.5 | 18.5 | 74   | 24.5 |
| MM | 2045 | 1041 | 1067 | 2045 | 521  | 470  | 1880 | 622  |

**RTA 00** 1 per carton



**Three Seat Sofa - 48" High Back**  
 COM: 13.25 YD | 12.12 M  
 Unit weight: 153 LB | 69.5 KG  
 Carton weight: 168 LB | 76.2 KG  
 Carton volume: 82.25 FT³ | 2.32 MT³

Ganging clip required for sectional use.

|                   |      |      |      |      |      |      |      |      |      |      |      |       |
|-------------------|------|------|------|------|------|------|------|------|------|------|------|-------|
| <b>9753NAHB48</b> | 4144 | 4568 | 4926 | 5337 | 6012 | 6635 | 7258 | 7801 | 8477 | 9113 | 9974 | 11193 |
|-------------------|------|------|------|------|------|------|------|------|------|------|------|-------|

| OVERALL DIMENSIONS |   |   | SEAT DIMENSIONS |   |   | BACK DIMENSIONS |   |  |
|--------------------|---|---|-----------------|---|---|-----------------|---|--|
| W                  | D | H | W               | D | H | W               | H |  |

|    |      |     |      |      |      |      |      |      |
|----|------|-----|------|------|------|------|------|------|
| IN | 80.5 | 31  | 48   | 80.5 | 20.5 | 18.5 | 74   | 30.5 |
| MM | 2045 | 787 | 1219 | 2045 | 521  | 470  | 1880 | 775  |

**RTA 00** 1 per carton



**Three Seat Sofa - 48" High Back w/42"H Table Shelf**  
 COM: 13.25 YD | 12.12 M  
 Unit weight: 143 LB | 65 KG  
 Carton weight: 158 LB | 71.67 KG  
 Carton volume: 106 FT³ | 3 MT³

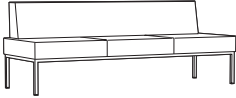
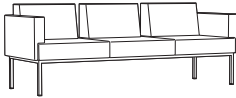
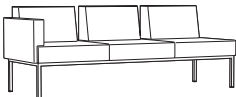
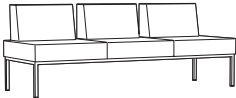
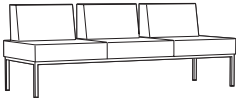




Ganging clip required for sectional use.

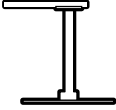















|                     |      |      |      |      |      |      |      |      |      |       |       |       |
|---------------------|------|------|------|------|------|------|------|------|------|-------|-------|-------|
| <b>9753NAHB48TB</b> | 5107 | 5531 | 5889 | 6300 | 6975 | 7598 | 8221 | 8764 | 9440 | 10076 | 10937 | 12156 |
|---------------------|------|------|------|------|------|------|------|------|------|-------|-------|-------|

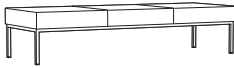








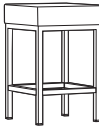
| OVERALL DIMENSIONS |   |   | SEAT DIMENSIONS |   |   | BACK DIMENSIONS |   |  |
|--------------------|---|---|-----------------|---|---|-----------------|---|--|
| W                  | D | H | W               | D | H | W               | H |  |


|    |      |      |      |      |      |      |      |      |
|----|------|------|------|------|------|------|------|------|
| IN | 80.5 | 41   | 48   | 80.5 | 20.5 | 18.5 | 74   | 24.5 |
| MM | 2045 | 1041 | 1219 | 2045 | 521  | 470  | 1880 | 622  |

**RTA 00** 1 per carton

| DESCRIPTION   | FEATURES   | MODEL #   | STANDARD TEXTILE GRADES   |              |           |                                     |             |             |                        |             |             |                        |             |      |      |      |      |
|---|--|---|---|--------------|-----------|-------------------------------------|-------------|-------------|------------------------|-------------|-------------|------------------------|-------------|------|------|------|------|
|   |  |   | 1   | 2            | 3         | 4                                   | 5           | 6           | 7                      | 8           | 9           | 10                     | 11          | 12   |      |      |      |
|  <p><b>Three Seat Sofa - Armless</b><br/>COM: 7 YD   6.4 M<br/>Unit weight: 118 LB   53.6 KG<br/>Carton weight: 133 LB   60.33 KG<br/>Carton volume: 51.5 FT³   1.45 MT³</p>                   | Ganging clip required for sectional use.   | 9753NA  | 3240  | 3464         | 3653      | 3870                                | 4227        | 4556        | 4885                   | 5172        | 5529        | 5865                   | 6320        | 6964 |      |      |      |
|   |  |   | <b>OVERALL DIMENSIONS</b>   |              |           | <b>SEAT DIMENSIONS</b>              |             |             | <b>BACK DIMENSIONS</b> |             |             |                        |             |      |      |      |      |
|   |  |   | W   | D            | H         | W                                   | D           | H           | W                      | H           |             |                        |             |      |      |      |      |
|   |  |   | IN 80.5<br>MM 2045  | 31<br>787    | 30<br>762 | 80.5<br>2045                        | 20.5<br>521 | 18.5<br>470 | 74<br>1880             | 12.5<br>318 |             |                        |             |      |      |      |      |
|   |  | <b>RTA 00</b>   | 1 per carton  |              |           |                                     |             |             |                        |             |             |                        |             |      |      |      |      |
|  <p><b>Three Seat Sofa - Open Back</b><br/>COM: 8 YD   7.32 M<br/>Unit weight: 138 LB   62.7 KG<br/>Carton weight: 153 LB   69.4 KG<br/>Carton volume: 54.5 FT³   1.54 MT³</p>                 |  | 9753-OB   | 3751  | 4007         | 4223      | 4471                                | 4879        | 5255        | 5631                   | 5959        | 6367        | 6751                   | 7271        | 8007 |      |      |      |
|   |  |   | <b>OVERALL DIMENSIONS</b>   |              |           | <b>SEAT DIMENSIONS</b>              |             |             | <b>BACK DIMENSIONS</b> |             |             |                        |             |      |      |      |      |
|   |  |   | W   | D            | H         | W                                   | D           | H           | W                      | H           |             |                        |             |      |      |      |      |
|   |  |   | IN 82.5<br>MM 2096  | 31<br>787    | 30<br>762 | 80.5<br>2045                        | 20.5<br>521 | 18.5<br>470 | 74<br>1880             | 12.5<br>318 |             |                        |             |      |      |      |      |
|   |  | <b>RTA 00</b>   | 1 per carton  |              |           |                                     |             |             |                        |             |             |                        |             |      |      |      |      |
|  <p><b>9753R-OB</b></p>  |  <p><b>9753L-OB</b></p> | <p><b>Three Seat Sofa - Open Back - One Arm</b><br/>COM: 7 YD   6.4 M<br/>Unit weight: 128 LB   58.2 KG<br/>Carton weight: 143 LB   64.86 KG<br/>Carton volume: 54.5 FT³   1.54 MT³</p> | Ganging clip required for sectional use.  | 9753R-OB     | 9753L-OB  | 3495                                | 3719        | 3908        | 4125                   | 4482        | 4811        | 5140                   | 5427        | 5784 | 6120 | 6575 | 7219 |
|   |  |   |   |              |           | <b>OVERALL DIMENSIONS</b>           |             |             | <b>SEAT DIMENSIONS</b> |             |             | <b>BACK DIMENSIONS</b> |             |      |      |      |      |
|   |  |   |   |              |           | W                                   | D           | H           | W                      | D           | H           | W                      | H           |      |      |      |      |
|   |  |   |   |              |           | IN 81.5<br>MM 2070                  | 31<br>787   | 30<br>762   | 80.5<br>2045           | 20.5<br>521 | 18.5<br>470 | 74<br>1880             | 12.5<br>318 |      |      |      |      |
|   |  | <b>RTA 00</b>   |   |              |           | 1 per carton                        |             |             |                        |             |             |                        |             |      |      |      |      |
|   |  |   |   |              |           | R for right arm.<br>L for left arm. |             |             |                        |             |             |                        |             |      |      |      |      |
|  <p><b>Three Seat Sofa - Open Back - Armless</b><br/>COM: 6.25 YD   5.72 M<br/>Unit weight: 118 LB   53.6 KG<br/>Carton weight: 133 LB   60.33 KG<br/>Carton volume: 51.5 FT³   1.45 MT³</p> | Ganging clip required for sectional use.   | 9753NA-OB   | 3208  | 3408         | 3577      | 3771                                | 4089        | 4383        | 4677                   | 4933        | 5252        | 5552                   | 5958        | 6533 |      |      |      |
|   |  |   | <b>OVERALL DIMENSIONS</b>   |              |           | <b>SEAT DIMENSIONS</b>              |             |             | <b>BACK DIMENSIONS</b> |             |             |                        |             |      |      |      |      |
|   |  |   | W   | D            | H         | W                                   | D           | H           | W                      | H           |             |                        |             |      |      |      |      |
|   |  |   | IN 80.5<br>MM 2045  | 31<br>787    | 30<br>762 | 80.5<br>2045                        | 20.5<br>521 | 18.5<br>470 | 74<br>1880             | 12.5<br>318 |             |                        |             |      |      |      |      |
|   |  | <b>RTA 00</b>   | 1 per carton  |              |           |                                     |             |             |                        |             |             |                        |             |      |      |      |      |
|  <p><b>Storage Table</b><br/>COM: N/A<br/>Unit weight: 59 LB   26.8 KG<br/>Carton weight: 65 LB   29.48 KG<br/>Carton volume: 11.5 FT³   0.32 MT³</p>  | Ganging clip required for sectional use.   | 9754  | List price  |              |           |                                     |             |             |                        |             |             |                        |             |      |      |      |      |
|   |  |   | 953   |              |           |                                     |             |             |                        |             |             |                        |             |      |      |      |      |
|   |  |   | <b>OVERALL DIMENSIONS</b>   |              |           | <b>SEAT DIMENSIONS</b>              |             |             | <b>BACK DIMENSIONS</b> |             |             |                        |             |      |      |      |      |
|   |  |   | W   | D            | H         | W                                   | D           | H           | W                      | H           |             |                        |             |      |      |      |      |
| IN 27.25<br>MM 692  | 27.25<br>692   | 16.5<br>419   | -   | -            | -         | -                                   | -           |             |                        |             |             |                        |             |      |      |      |      |
|   |  | <b>RTA 00</b>   |  | 1 per carton |           |                                     |             |             |                        |             |             |                        |             |      |      |      |      |
|  <p><b>Corner Table</b><br/>COM: N/A<br/>Unit weight: 34 LB   15.5 KG<br/>Carton weight: 40 LB   18.14 KG<br/>Carton volume: 8 FT³   0.22 MT³</p>  | Ganging clip required for sectional use.   | 9755  | List price  |              |           |                                     |             |             |                        |             |             |                        |             |      |      |      |      |
|   |  |   | 584   |              |           |                                     |             |             |                        |             |             |                        |             |      |      |      |      |
|   |  |   | <b>OVERALL DIMENSIONS</b>   |              |           | <b>SEAT DIMENSIONS</b>              |             |             | <b>BACK DIMENSIONS</b> |             |             |                        |             |      |      |      |      |
|   |  |   | W   | D            | H         | W                                   | D           | H           | W                      | H           |             |                        |             |      |      |      |      |
| IN 27.25<br>MM 692  | 27.25<br>692   | 12.5<br>318   | -   | -            | -         | -                                   | -           |             |                        |             |             |                        |             |      |      |      |      |
|   |  | <b>RTA 00</b>   |  | 1 per carton |           |                                     |             |             |                        |             |             |                        |             |      |      |      |      |

| DESCRIPTION  | FEATURES   | MODEL #   | STANDARD TEXTILE GRADES   |               |                 |      |      |                 |      |      |      |      |      |      |
|--|--|---|---|---------------|-----------------|------|------|-----------------|------|------|------|------|------|------|
|  <p><b>Middle Tablet</b><br/>COM: N/A<br/>Unit weight: 9 LB   4.1 KG<br/>Carton weight: 12 LB   5.44 KG<br/>Carton volume: 2.5 FT³   0.07 MT³</p>                   |  | List price  |   |               |                 |      |      |                 |      |      |      |      |      |      |
|  |  | 9756  | 476   |               |                 |      |      |                 |      |      |      |      |      |      |
|  |  | OVERALL DIMENSIONS  |   |               | SEAT DIMENSIONS |      |      | BACK DIMENSIONS |      |      |      |      |      |      |
|  |  | W   | D   | H             | W               | D    | H    | W               | H    |      |      |      |      |      |
| IN 14  | 17.25  | 14  | -   | -             | -               | -    | -    |                 |      |      |      |      |      |      |
| MM 356   | 438  | 356   | -   | -             | -               | -    | -    |                 |      |      |      |      |      |      |
|  |  |    |    | 1 per carton  |                 |      |      |                 |      |      |      |      |      |      |
|  <p><b>Tablet</b><br/>COM: N/A<br/>Unit weight: 9 LB   4.1 KG<br/>Carton weight: 12 LB   5.44 KG<br/>Carton volume: 2.5 FT³   0.07 MT³</p>                          | Mounts underneath of seating.<br><br>R for right hand tablet.<br>L for left hand tablet. | List price  |   |               |                 |      |      |                 |      |      |      |      |      |      |
|  |  | 9757L<br>9758R  | 460   |               |                 |      |      |                 |      |      |      |      |      |      |
|  |  | OVERALL DIMENSIONS  |   |               | SEAT DIMENSIONS |      |      | BACK DIMENSIONS |      |      |      |      |      |      |
|  |  | W   | D   | H             | W               | D    | H    | W               | H    |      |      |      |      |      |
| IN 14  | 17.25  | 14  | -   | -             | -               | -    | -    |                 |      |      |      |      |      |      |
| MM 356   | 438  | 356   | -   | -             | -               | -    | -    |                 |      |      |      |      |      |      |
|  |  |    |    | 1 per carton  |                 |      |      |                 |      |      |      |      |      |      |
|  <p><b>Ganging Bracket</b><br/>COM: N/A<br/>Unit weight: 0.25 LB   0.1 KG<br/>Carton weight: 0.52 LB   0.24 KG<br/>Carton volume: 0.5 FT³   0.01 MT³</p>            | One bracket is required per connection.  | List price  |   |               |                 |      |      |                 |      |      |      |      |      |      |
|  |  | 9759  | 19  |               |                 |      |      |                 |      |      |      |      |      |      |
|  |  | OVERALL DIMENSIONS  |   |               | SEAT DIMENSIONS |      |      | BACK DIMENSIONS |      |      |      |      |      |      |
|  |  | W   | D   | H             | W               | D    | H    | W               | H    |      |      |      |      |      |
| IN 1   | 0.75   | 10  | -   | -             | -               | -    | -    |                 |      |      |      |      |      |      |
| MM 25  | 19   | 254   | -   | -             | -               | -    | -    |                 |      |      |      |      |      |      |
|  |  |    |    | 25 per carton |                 |      |      |                 |      |      |      |      |      |      |
|  <p><b>Power Unit w/10 Ft. power cord</b><br/>COM: N/A<br/>Unit weight: 2 LB   0.9 KG<br/>Carton weight: 3 LB   1.36 KG<br/>Carton volume: 0.5 FT³   0.01 MT³</p> | Mounts underneath of seating or tables.<br><br>One power outlet and two USB ports.       | List price  |   |               |                 |      |      |                 |      |      |      |      |      |      |
|  |  | 9760  | 375   |               |                 |      |      |                 |      |      |      |      |      |      |
|  |  | OVERALL DIMENSIONS  |   |               | SEAT DIMENSIONS |      |      | BACK DIMENSIONS |      |      |      |      |      |      |
|  |  | W   | D   | H             | W               | D    | H    | W               | H    |      |      |      |      |      |
| IN 6   | 2.75   | 2.75  | -   | -             | -               | -    | -    |                 |      |      |      |      |      |      |
| MM 152   | 70   | 70  | -   | -             | -               | -    | -    |                 |      |      |      |      |      |      |
|  |  |  |  | 1 per carton  |                 |      |      |                 |      |      |      |      |      |      |
|  <p><b>One Seat Bench</b><br/>COM: 2 YD   1.83 M<br/>Unit weight: 31 LB   14.1 KG<br/>Carton weight: 37 LB   16.78 KG<br/>Carton volume: 10.75 FT³   0.3 MT³</p>  | Ganging clip required for sectional use.   | List price  |   |               |                 |      |      |                 |      |      |      |      |      |      |
|  |  | 9761  | 939   | 1003          | 1057            | 1119 | 1221 | 1315            | 1409 | 1491 | 1593 | 1689 | 1819 | 2003 |
|  |  | OVERALL DIMENSIONS  |   |               | SEAT DIMENSIONS |      |      | BACK DIMENSIONS |      |      |      |      |      |      |
|  |  | W   | D   | H             | W               | D    | H    | W               | H    |      |      |      |      |      |
| IN 27.5  | 28.5   | 17.5  | 27.5  | 28.5          | 18.5            | -    | -    |                 |      |      |      |      |      |      |
| MM 699   | 724  | 445   | 699   | 724           | 470             | -    | -    |                 |      |      |      |      |      |      |
|  |  |  | 1 per carton  |               |                 |      |      |                 |      |      |      |      |      |      |
|  <p><b>Two Seat Bench</b><br/>COM: 4 YD   3.66 M<br/>Unit weight: 49 LB   22.3 KG<br/>Carton weight: 57 LB   25.85 KG<br/>Carton volume: 21.25 FT³   0.6 MT³</p>  | Ganging clip required for sectional use.   | List price  |   |               |                 |      |      |                 |      |      |      |      |      |      |
|  |  | 9762  | 1668  | 1796          | 1904            | 2028 | 2232 | 2420            | 2608 | 2772 | 2976 | 3168 | 3428 | 3796 |
|  |  | OVERALL DIMENSIONS  |   |               | SEAT DIMENSIONS |      |      | BACK DIMENSIONS |      |      |      |      |      |      |
|  |  | W   | D   | H             | W               | D    | H    | W               | H    |      |      |      |      |      |
| IN 54  | 28.5   | 17.5  | 54  | 28.5          | 18.5            | -    | -    |                 |      |      |      |      |      |      |
| MM 1372  | 724  | 445   | 1372  | 724           | 470             | -    | -    |                 |      |      |      |      |      |      |
|  |  |  | 1 per carton  |               |                 |      |      |                 |      |      |      |      |      |      |

| DESCRIPTION  | FEATURES                                 | MODEL #        | STANDARD TEXTILE GRADES   |              |      |                        |      |      |                        |      |      |      |      |      |
|--|--|----------------|---|--------------|------|------------------------|------|------|------------------------|------|------|------|------|------|
|  |  |                | 1   | 2            | 3    | 4                      | 5    | 6    | 7                      | 8    | 9    | 10   | 11   | 12   |
|  <p><b>Three Seat Bench</b><br/>COM: 6 YD   5.49 M<br/>Unit weight: 70 LB   31.8 KG<br/>Carton weight: 80 LB   36.29 KG<br/>Carton volume: 29.5 FT³   0.83 MT³</p>            | Ganging clip required for sectional use. | <b>9763</b>    | 2394  | 2586         | 2748 | 2934                   | 3240 | 3522 | 3804                   | 4050 | 4356 | 4644 | 5034 | 5586 |
|  |  |                | <b>OVERALL DIMENSIONS</b>   |              |      | <b>SEAT DIMENSIONS</b> |      |      | <b>BACK DIMENSIONS</b> |      |      |      |      |      |
|  |  |                | W   | D            | H    | W                      | D    | H    | W                      | H    |      |      |      |      |
|  |  |                | IN 80.5   | 28.5         | 17.5 | 80.5                   | 28.5 | 18.5 | -                      | -    |      |      |      |      |
|  |  |                | MM 2045   | 724          | 445  | 2045                   | 724  | 470  | -                      | -    |      |      |      |      |
|  |  | <b>RTA 00</b>  | 1 per carton  |              |      |                        |      |      |                        |      |      |      |      |      |
| List price   |  |                |   |              |      |                        |      |      |                        |      |      |      |      |      |
|  |  | <b>9765</b>    | 1503  |              |      |                        |      |      |                        |      |      |      |      |      |
|  <p><b>Coffee Storage Table (2 Seat Length)</b><br/>COM: N/A<br/>Unit weight: 102 LB   46.4 KG<br/>Carton weight: 112 LB   50.8 KG<br/>Carton volume: 20.5 FT³   0.58 MT³</p> | Ganging clip required for sectional use. | <b>9765</b>    | 53.75   | 27.25        | 16.5 | -                      | -    | -    | -                      | -    | -    | -    | -    | -    |
|  |  |                | <b>OVERALL DIMENSIONS</b>   |              |      | <b>SEAT DIMENSIONS</b> |      |      | <b>BACK DIMENSIONS</b> |      |      |      |      |      |
|  |  |                | W   | D            | H    | W                      | D    | H    | W                      | H    |      |      |      |      |
|  |  |                | IN 53.75  | 27.25        | 16.5 | -                      | -    | -    | -                      | -    |      |      |      |      |
|  |  |                | MM 1365   | 692          | 419  | -                      | -    | -    | -                      | -    |      |      |      |      |
|  |  | <b>RTA 00</b>  |    | 1 per carton |      |                        |      |      |                        |      |      |      |      |      |
| List price   |  |                |   |              |      |                        |      |      |                        |      |      |      |      |      |
|  |  | <b>9766</b>    | 969   |              |      |                        |      |      |                        |      |      |      |      |      |
|  <p><b>Coffee Table (2 Seat Length)</b><br/>COM: N/A<br/>Unit weight: 56 LB   25.5 KG<br/>Carton weight: 68 LB   30.84 KG<br/>Carton volume: 17.75 FT³   0.5 MT³</p>          | Freestanding.                            | <b>9766</b>    | 54  | 27.5         | 13   | -                      | -    | -    | -                      | -    | -    | -    | -    |      |
|  |  |                | <b>OVERALL DIMENSIONS</b>   |              |      | <b>SEAT DIMENSIONS</b> |      |      | <b>BACK DIMENSIONS</b> |      |      |      |      |      |
|  |  |                | W   | D            | H    | W                      | D    | H    | W                      | H    |      |      |      |      |
|  |  |                | IN 54   | 27.5         | 13   | -                      | -    | -    | -                      | -    |      |      |      |      |
|  |  |                | MM 1372   | 699          | 330  | -                      | -    | -    | -                      | -    |      |      |      |      |
|  |  | <b>RTA 00</b>  |    | 1 per carton |      |                        |      |      |                        |      |      |      |      |      |
| List price   |  |                |   |              |      |                        |      |      |                        |      |      |      |      |      |
|  |  | <b>9767</b>    | 501   |              |      |                        |      |      |                        |      |      |      |      |      |
|  <p><b>Floating Side Table</b><br/>COM: N/A<br/>Unit weight: 15 LB   6.8 KG<br/>Carton weight: 20 LB   9.07 KG<br/>Carton volume: 2.2 FT³   0.06 MT³</p>                    | To be used in between chair/sofa models. | <b>9767</b>    | 13.5  | 27.25        | 1    | -                      | -    | -    | -                      | -    | -    | -    | -    |      |
|  |  |                | <b>OVERALL DIMENSIONS</b>   |              |      | <b>SEAT DIMENSIONS</b> |      |      | <b>BACK DIMENSIONS</b> |      |      |      |      |      |
|  |  |                | W   | D            | H    | W                      | D    | H    | W                      | H    |      |      |      |      |
|  |  |                | IN 13.5   | 27.25        | 1    | -                      | -    | -    | -                      | -    |      |      |      |      |
|  |  |                | MM 343  | 692          | 25   | -                      | -    | -    | -                      | -    |      |      |      |      |
|  |  | <b>RTA 00</b>  |  | 1 per carton |      |                        |      |      |                        |      |      |      |      |      |
| List price   |  |                |   |              |      |                        |      |      |                        |      |      |      |      |      |
|  |  | <b>9768</b>    | 704   |              |      |                        |      |      |                        |      |      |      |      |      |
|  <p><b>Floating Storage Side Table</b><br/>COM: N/A<br/>Unit weight: 15 LB   6.8 KG<br/>Carton weight: 20 LB   9.07 KG<br/>Carton volume: 2.2 FT³   0.06 MT³</p>            | To be used in between chair/sofa models. | <b>9768</b>    | 13.5  | 27.25        | 5    | -                      | -    | -    | -                      | -    | -    | -    | -    |      |
|  |  |                | <b>OVERALL DIMENSIONS</b>   |              |      | <b>SEAT DIMENSIONS</b> |      |      | <b>BACK DIMENSIONS</b> |      |      |      |      |      |
|  |  |                | W   | D            | H    | W                      | D    | H    | W                      | H    |      |      |      |      |
|  |  |                | IN 13.5   | 27.25        | 5    | -                      | -    | -    | -                      | -    |      |      |      |      |
|  |  |                | MM 343  | 692          | 127  | -                      | -    | -    | -                      | -    |      |      |      |      |
|  |  | <b>RTA 00</b>  |  | 1 per carton |      |                        |      |      |                        |      |      |      |      |      |
|  <p><b>24" Stool</b><br/>COM: 0.75 YD   0.69 M<br/>Unit weight: 17 LB   7.7 KG<br/>Carton weight: 22 LB   9.98 KG<br/>Carton volume: 4.75 FT³   0.13 MT³</p>                |  | <b>9769S24</b> | 587   | 611          | 631  | 655                    | 693  | 728  | 763                    | 794  | 832  | 868  | 917  | 986  |
|  |  |                | <b>OVERALL DIMENSIONS</b>   |              |      | <b>SEAT DIMENSIONS</b> |      |      | <b>BACK DIMENSIONS</b> |      |      |      |      |      |
|  |  |                | W   | D            | H    | W                      | D    | H    | W                      | H    |      |      |      |      |
|  |  |                | IN 15   | 15           | 24   | -                      | -    | 24   | -                      | -    |      |      |      |      |
|  |  |                | MM 381  | 381          | 610  | -                      | -    | 610  | -                      | -    |      |      |      |      |
|  |  | <b>RTA 00</b>  | 1 per carton  |              |      |                        |      |      |                        |      |      |      |      |      |

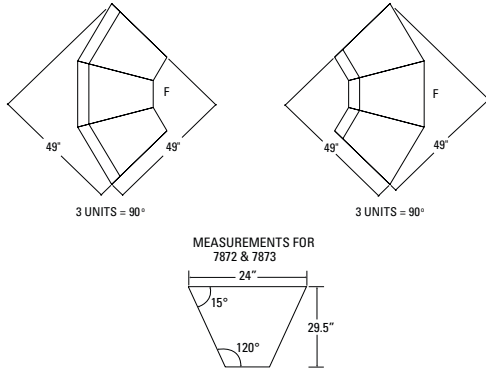
| DESCRIPTION   | FEATURES | MODEL #        | STANDARD TEXTILE GRADES   |          |          |                        |          |          |                        |          |     |     |     |      |
|---|----------|----------------|---------------------------|----------|----------|------------------------|----------|----------|------------------------|----------|-----|-----|-----|------|
|   |          |                | 1                         | 2        | 3        | 4                      | 5        | 6        | 7                      | 8        | 9   | 10  | 11  | 12   |
|  <p><b>30" Stool</b><br/>                     COM: 0.75 YD   0.69 M<br/>                     Unit weight: 18 LB   8.2 KG<br/>                     Carton weight: 23 LB   10.43 KG<br/>                     Carton volume: 5.5 FT<sup>3</sup>   0.15 MT<sup>3</sup></p> |          | <b>9769S30</b> | 656                       | 680      | 700      | 724                    | 762      | 797      | 832                    | 863      | 901 | 937 | 986 | 1055 |
|   |          |                | <b>OVERALL DIMENSIONS</b> |          |          | <b>SEAT DIMENSIONS</b> |          |          | <b>BACK DIMENSIONS</b> |          |     |     |     |      |
|   |          |                | <b>W</b>                  | <b>D</b> | <b>H</b> | <b>W</b>               | <b>D</b> | <b>H</b> | <b>W</b>               | <b>H</b> |     |     |     |      |
|   |          |                | IN 15                     | 15       | 30       | -                      | -        | 30       | -                      | -        |     |     |     |      |
|   |          | MM 381         | 381                       | 762      | -        | -                      | 762      | -        | -                      |          |     |     |     |      |
|   |          | <b>RTA 00</b>  | 1 per carton              |          |          |                        |          |          |                        |          |     |     |     |      |

## BRADEN



model 7871

models 7870R, 7870, 7870L, 7872, 7873



## STANDARD FEATURES

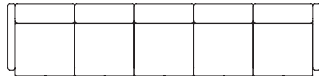
- A flexible modular seating system that is exceptionally durable. Combine these seating components into a configuration that suits your space.
- Braden uses a unique ganging feature which locks units solidly together, but allows them to be separated and reconfigured when necessary.
- Locking "pins" will always be on the left side (seated) of a ganging unit, while the pin receptacle will always be on the right side.
- Ganging brackets can only be used on armless and single arm models. Model 7871 cannot be ganged.
- Three inside corner units create a 90° inside corner assembly.
- Three outside corner units create a 90° outside corner.
- Upholstery options: fabric, vinyl or leather. Vinyl and leather models may feature stitch detail across the seat and/or back cushions, if applicable.

## OPTIONAL FEATURES

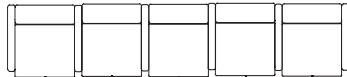
- For ganging hardware please use the following codes: add **(G)** for both sides, add **(GR)** for right side seated only, add **(GL)** for left side seated only.
- For highly resilient, high density Ultracell foam seat, please specify **(UC)**. Add \$96.
- For hard surface flooring use tiger paw non-slip glides, please specify **(NS)**. Add \$22.
- Model 7874 and 7880 table (tops) are offered in the following laminate finishes: Absolute Acajou (ACJ), Asian Night (ASN), Avant Cherry (AWC), Avant Honey (AWH), Black (BLK), Blizzard (BZD), Brushed Cobalt (BRC), Clear Maple (CMB), Custom Grey (CGY), Dark Espresso (DES), Designer White (DWT), Fashionista (FAS), First Class (FCL), Noce Biondo (NBL), Noce Grigio (NGL), Noce Leggero (NEL), Noce Medio (NML), Quartered Mahogany (QTM), Sheer Beauty (SBY), Stonedust (SDT), Storm Grey (SOG), Walnut Heights (WHE), White Chocolate (WHC) and Winter Cherry (WCR).

## Typical Configurations and Applications:

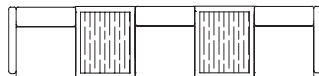
Five seat linked sofa with arms only on ends:



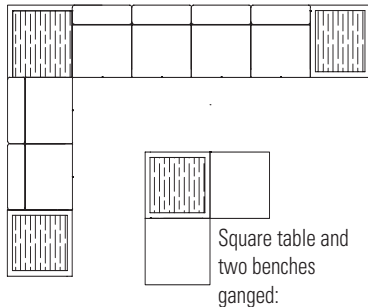
Five seat linked sofa with arms between each seat:



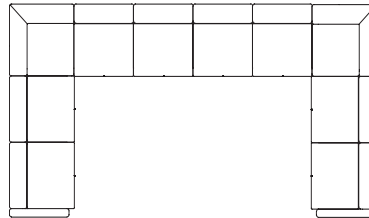
Three seats linked with two tables arms on ends:




Tables and armless chairs in L shaped configuration:



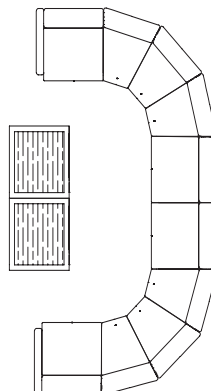
Ganged seating with corner units:



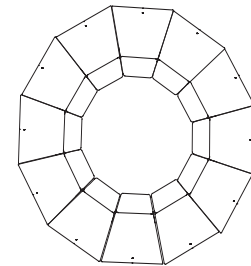
Two tables and 4 benches, ganged together:



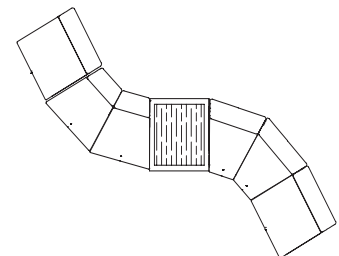
C shaped sectional with arms on ends and tables:



Circular configuration ganged seating:



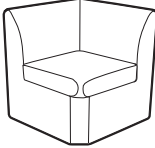





S shaped configuration ganged seating & table:





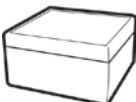


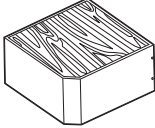

Three benches ganged:





| DESCRIPTION   | FEATURES   | MODEL#                    | STANDARD TEXTILE GRADES |           |                        |             |             |                        |   |              |      |      |      |      |
|---|--|---------------------------|-------------------------|-----------|------------------------|-------------|-------------|------------------------|---|--------------|------|------|------|------|
|   |  |                           | 1                       | 2         | 3                      | 4           | 5           | 6                      | 7   | 8            | 9    | 10   | 11   | 12   |
|  <p><b>Corner Unit</b><br/>COM: 4 YD   3.66 M<br/>Unit weight: 42 LB   19.1 KG<br/>Carton weight: 50 LB   22.68 KG<br/>Carton volume: 16.5 FT³   0.46 MT³</p>                    | Ganging hardware adjacent sides.<br><br>Ergonomic features:<br>M, N        | <b>7867</b>               | 1040                    | 1168      | 1276                   | 1400        | 1604        | 1792                   | 1980  | 2144         | 2348 | 2540 | 2800 | 3168 |
|   |  | <b>OVERALL DIMENSIONS</b> |                         |           | <b>SEAT DIMENSIONS</b> |             |             | <b>BACK DIMENSIONS</b> |   |              |      |      |      |      |
|   |  | <b>W</b>                  | <b>D</b>                | <b>H</b>  | <b>W</b>               | <b>D</b>    | <b>H</b>    | <b>W</b>               | <b>H</b>  |              |      |      |      |      |
|   |  | IN 28<br>MM 711           | 28<br>711               | 30<br>762 | 20<br>508              | 20.5<br>521 | 17<br>432   | 19.5<br>495            | 12.5<br>318   |              |      |      |      |      |
|   |  |                           |                         |           |                        |             |             | <b>RTA 00</b>          | 1 per carton  |              |      |      |      |      |
|  <p><b>Single Arm</b><br/>COM: 1.75 YD   1.6 M<br/>Unit weight: 23 LB   10.5 KG<br/>Carton weight: 26 LB   11.79 KG<br/>Carton volume: 2.9 FT³   0.08 MT³</p>                    | Ganging hardware both sides.   | <b>7868</b>               | 355                     | 411       | 458                    | 513         | 602         | 684                    | 766   | 838          | 927  | 1011 | 1125 | 1286 |
|   |  | <b>OVERALL DIMENSIONS</b> |                         |           | <b>SEAT DIMENSIONS</b> |             |             | <b>BACK DIMENSIONS</b> |   |              |      |      |      |      |
|   |  | <b>W</b>                  | <b>D</b>                | <b>H</b>  | <b>W</b>               | <b>D</b>    | <b>H</b>    | <b>W</b>               | <b>H</b>  |              |      |      |      |      |
|   |  | IN 3.75<br>MM 95          | 25<br>635               | 25<br>635 | -                      | -           | -           | -                      | -   |              |      |      |      |      |
|   |  |                           |                         |           |                        |             |             | <b>RTA 00</b>          |  | 1 per carton |      |      |      |      |
|  <p><b>Single Seater</b><br/>COM: 2.75 YD   2.51 M<br/>Unit weight: 33 LB   15 KG<br/>Carton weight: 38 LB   17.24 KG<br/>Carton volume: 16.5 FT³   0.46 MT³</p>                 | See notes for ganging hardware options.<br><br>Ergonomic features:<br>M, N | <b>7870</b>               | 553                     | 641       | 715                    | 801         | 941         | 1070                   | 1199  | 1312         | 1452 | 1584 | 1763 | 2016 |
|   |  | <b>OVERALL DIMENSIONS</b> |                         |           | <b>SEAT DIMENSIONS</b> |             |             | <b>BACK DIMENSIONS</b> |   |              |      |      |      |      |
|   |  | <b>W</b>                  | <b>D</b>                | <b>H</b>  | <b>W</b>               | <b>D</b>    | <b>H</b>    | <b>W</b>               | <b>H</b>  |              |      |      |      |      |
|   |  | IN 24<br>MM 610           | 27.5<br>699             | 30<br>762 | 24<br>610              | 19.5<br>495 | 16.5<br>419 | 24<br>610              | 13.5<br>343   |              |      |      |      |      |
|   |  |                           |                         |           |                        |             |             | <b>RTA 00</b>          | 1 per carton  |              |      |      |      |      |
|  <p><b>Single Seater - Left Arm</b><br/>COM: 3.75 YD   3.43 M<br/>Unit weight: 40 LB   18.2 KG<br/>Carton weight: 45 LB   20.41 KG<br/>Carton volume: 16.5 FT³   0.46 MT³</p>  | Ganging hardware right side.<br><br>Ergonomic features:<br>M, N            | <b>7870L</b>              | 829                     | 949       | 1050                   | 1167        | 1358        | 1534                   | 1710  | 1864         | 2055 | 2235 | 2479 | 2824 |
|   |  | <b>OVERALL DIMENSIONS</b> |                         |           | <b>SEAT DIMENSIONS</b> |             |             | <b>BACK DIMENSIONS</b> |   |              |      |      |      |      |
|   |  | <b>W</b>                  | <b>D</b>                | <b>H</b>  | <b>W</b>               | <b>D</b>    | <b>H</b>    | <b>W</b>               | <b>H</b>  |              |      |      |      |      |
|   |  | IN 27<br>MM 686           | 27.5<br>699             | 30<br>762 | 24<br>610              | 19.5<br>495 | 16.5<br>419 | 24<br>610              | 13.5<br>343   |              |      |      |      |      |
|   |  |                           |                         |           |                        |             |             | <b>RTA 00</b>          | 1 per carton  |              |      |      |      |      |
|  <p><b>Single Seater - Right Arm</b><br/>COM: 3.75 YD   3.43 M<br/>Unit weight: 40 LB   18.2 KG<br/>Carton weight: 45 LB   20.41 KG<br/>Carton volume: 16.5 FT³   0.46 MT³</p> | Ganging hardware left side.<br><br>Ergonomic features:<br>M, N             | <b>7870R</b>              | 829                     | 949       | 1050                   | 1167        | 1358        | 1534                   | 1710  | 1864         | 2055 | 2235 | 2479 | 2824 |
|   |  | <b>OVERALL DIMENSIONS</b> |                         |           | <b>SEAT DIMENSIONS</b> |             |             | <b>BACK DIMENSIONS</b> |   |              |      |      |      |      |
|   |  | <b>W</b>                  | <b>D</b>                | <b>H</b>  | <b>W</b>               | <b>D</b>    | <b>H</b>    | <b>W</b>               | <b>H</b>  |              |      |      |      |      |
|   |  | IN 27<br>MM 686           | 27.5<br>699             | 30<br>762 | 24<br>610              | 19.5<br>495 | 16.5<br>419 | 24<br>610              | 13.5<br>343   |              |      |      |      |      |
|   |  |                           |                         |           |                        |             |             | <b>RTA 00</b>          | 1 per carton  |              |      |      |      |      |

| DESCRIPTION   | FEATURES  | MODEL# | STANDARD TEXTILE GRADES |              |      |                 |      |      |                 |      |      |      |      |      |  |  |  |
|---|---|--------|-------------------------|--------------|------|-----------------|------|------|-----------------|------|------|------|------|------|--|--|--|
|   |   |        | 1                       | 2            | 3    | 4               | 5    | 6    | 7               | 8    | 9    | 10   | 11   | 12   |  |  |  |
|  <p><b>Single Seater - w/Arms</b><br/>COM: 4.75 YD   4.34 M<br/>Unit weight: 47 LB   21.4 KG<br/>Carton weight: 52 LB   23.59 KG<br/>Carton volume: 16.5 FT³   0.46 MT³</p>  | <p>Freestanding unit.<br/>No ganging hardware options.</p> <p>Ergonomic features:<br/>M, N</p>  | 7871   | 1103                    | 1255         | 1383 | 1531            | 1773 | 1996 | 2219            | 2414 | 2656 | 2884 | 3193 | 3630 |  |  |  |
|   |   |        | OVERALL DIMENSIONS      |              |      | SEAT DIMENSIONS |      |      | BACK DIMENSIONS |      |      |      |      |      |  |  |  |
|   |   |        | W                       | D            | H    | W               | D    | H    | W               | H    |      |      |      |      |  |  |  |
|   |   |        | IN 30                   | 27.5         | 30   | 24              | 19.5 | 16.5 | 24              | 13.5 |      |      |      |      |  |  |  |
|   |   |        | MM 762                  | 699          | 762  | 610             | 495  | 419  | 610             | 343  |      |      |      |      |  |  |  |
|   |   | RTA 00 |                         | 1 per carton |      |                 |      |      |                 |      |      |      |      |      |  |  |  |
|  <p><b>Corner Unit</b><br/>COM: 2.75 YD   2.51 M<br/>Unit weight: 26 LB   11.8 KG<br/>Carton weight: 31 LB   14.06 KG<br/>Carton volume: 16.5 FT³   0.46 MT³</p>   | <p>3 pieces make a 90° outside turn.<br/>Total of 49"L x 49"W.</p> <p>See notes for ganging hardware options.</p> <p>Ergonomic features:<br/>M, N</p> | 7872   | 608                     | 696          | 770  | 856             | 996  | 1125 | 1254            | 1367 | 1507 | 1639 | 1818 | 2071 |  |  |  |
|   |   |        | OVERALL DIMENSIONS      |              |      | SEAT DIMENSIONS |      |      | BACK DIMENSIONS |      |      |      |      |      |  |  |  |
|   |   |        | W                       | D            | H    | W               | D    | H    | W               | H    |      |      |      |      |  |  |  |
|   |   |        | IN 24                   | 27.5         | 30   | 20              | 19.5 | 16.5 | 15              | 13.5 |      |      |      |      |  |  |  |
|   |   |        | MM 610                  | 699          | 762  | 508             | 495  | 419  | 381             | 343  |      |      |      |      |  |  |  |
|   |   | RTA 00 |                         | 1 per carton |      |                 |      |      |                 |      |      |      |      |      |  |  |  |
|  <p><b>Corner Unit</b><br/>COM: 2.75 YD   2.51 M<br/>Unit weight: 26 LB   11.8 KG<br/>Carton weight: 31 LB   14.06 KG<br/>Carton volume: 16.5 FT³   0.46 MT³</p>   | <p>3 pieces make a 90° inside turn.<br/>Total of 49"L x 49"W.</p> <p>See notes for ganging hardware options.</p> <p>Ergonomic features:<br/>M, N</p>  | 7873   | 608                     | 696          | 770  | 856             | 996  | 1125 | 1254            | 1367 | 1507 | 1639 | 1818 | 2071 |  |  |  |
|   |   |        | OVERALL DIMENSIONS      |              |      | SEAT DIMENSIONS |      |      | BACK DIMENSIONS |      |      |      |      |      |  |  |  |
|   |   |        | W                       | D            | H    | W               | D    | H    | W               | H    |      |      |      |      |  |  |  |
|   |   |        | IN 24                   | 27.5         | 30   | 16              | 19.5 | 16.5 | 21.5            | 13.5 |      |      |      |      |  |  |  |
|   |   |        | MM 610                  | 699          | 762  | 406             | 495  | 419  | 546             | 343  |      |      |      |      |  |  |  |
|   |   | RTA 00 |                         | 1 per carton |      |                 |      |      |                 |      |      |      |      |      |  |  |  |
|  <p><b>Table - 24" Square w/Upholstered Sides</b><br/>COM: 1.75 YD   1.6 M<br/>Unit weight: 35 LB   15.9 KG<br/>Carton weight: 38 LB   17.24 KG<br/>Carton volume: 6.25 FT³   0.17 MT³</p> |   | 7874   | 457                     | 513          | 560  | 615             | 704  | 786  | 868             | 940  | 1029 | 1113 | 1227 | 1388 |  |  |  |
|   |   |        | OVERALL DIMENSIONS      |              |      | SEAT DIMENSIONS |      |      | BACK DIMENSIONS |      |      |      |      |      |  |  |  |
|   |   |        | W                       | D            | H    | W               | D    | H    | W               | H    |      |      |      |      |  |  |  |
|   |   |        | IN 24                   | 24           | 14.5 | -               | -    | -    | -               | -    |      |      |      |      |  |  |  |
|   |   |        | MM 610                  | 610          | 368  | -               | -    | -    | -               | -    |      |      |      |      |  |  |  |
|   |   | RTA 00 |                         | 1 per carton |      |                 |      |      |                 |      |      |      |      |      |  |  |  |
|  <p><b>Footstool - 24" Square Fully Upholstered</b><br/>COM: 2.25 YD   2.06 M<br/>Unit weight: 40 LB   18.2 KG<br/>Carton weight: 44 LB   19.96 KG<br/>Carton volume: 8.5 FT³   0.24 MT³</p>    |   | 7874FS | 770                     | 842          | 903  | 973             | 1087 | 1193 | 1299            | 1391 | 1506 | 1614 | 1760 | 1967 |  |  |  |
|   |   |        | OVERALL DIMENSIONS      |              |      | SEAT DIMENSIONS |      |      | BACK DIMENSIONS |      |      |      |      |      |  |  |  |
|   |   |        | W                       | D            | H    | W               | D    | H    | W               | H    |      |      |      |      |  |  |  |
|   |   |        | IN 24                   | 24           | 17.5 | -               | -    | -    | -               | -    |      |      |      |      |  |  |  |
|   |   |        | MM 610                  | 610          | 445  | -               | -    | -    | -               | -    |      |      |      |      |  |  |  |
|   |   | RTA 00 |                         | 1 per carton |      |                 |      |      |                 |      |      |      |      |      |  |  |  |

| DESCRIPTION  | FEATURES                         | MODEL#      | STANDARD TEXTILE GRADES |   |              |                 |     |      |                 |      |      |      |      |      |
|--|----------------------------------|-------------|-------------------------|---|--------------|-----------------|-----|------|-----------------|------|------|------|------|------|
|  |                                  |             | 1                       | 2   | 3            | 4               | 5   | 6    | 7               | 8    | 9    | 10   | 11   | 12   |
|  <p><b>Corner Table w/Upholstered Sides</b><br/>                     COM: 1.75 YD   1.6 M<br/>                     Unit weight: 40 LB   18.2 KG<br/>                     Carton weight: 45 LB   20.41 KG<br/>                     Carton volume: 7.5 FT<sup>3</sup>   0.21 MT<sup>3</sup></p> | Ganging hardware adjacent sides. | <b>7880</b> | 710                     | 766   | 813          | 868             | 957 | 1039 | 1121            | 1193 | 1282 | 1366 | 1480 | 1641 |
|  |                                  |             | OVERALL DIMENSIONS      |   |              | SEAT DIMENSIONS |     |      | BACK DIMENSIONS |      |      |      |      |      |
|  |                                  |             | W                       | D   | H            | W               | D   | H    | W               | H    |      |      |      |      |
|  |                                  |             | IN 27                   | 27  | 14.5         | -               | -   | -    | -               | -    |      |      |      |      |
|  |                                  |             | MM 686                  | 686   | 368          | -               | -   | -    | -               | -    |      |      |      |      |
|  |                                  |             | <b>RTA 00</b>           |  | 1 per carton |                 |     |      |                 |      |      |      |      |      |



Calidon™ seating and occasional tables share a distinctly modern appearance. With well-balanced and full-frame, solid hardwood construction, Calidon is a versatile solution combining comfort, style and durability for years to come. Fully upholstered lounge models include optional integrated power and USB charging for easy access in either front or side locations. Guest and lounge seating feature an integrated wipe-out design to support cleaning protocols from workplace and hospitality to healthcare environments.

To see the full Calidon series, please refer to the Healthcare price list at [globalfurnituregroup.com/ca/healthcare/resources/price-lists](http://globalfurnituregroup.com/ca/healthcare/resources/price-lists).

#### Features and Benefits

- Calidon consists of wood frame guest, lounge, bariatric and bench seating.
- Freestanding and tandem/bridge tables available.
- Designed for the rigors of high use environments.
- Frame design features a wall saver leg to prevent back contact and damage to walls.
- All guest and lounge chairs feature a clean out between seat and back, and tall legs for ease of cleaning.
- Lounge chairs with closed arms are fully upholstered.
- For added comfort, seats are standard with high density Ultracell foam.
- Active weight capacity up to 400 lbs. per seat for standard seating; up to 600 lbs. per seat for bariatric seating.

CAMINO



models shown: 5471-CP Lounge Chair, 5475-W End Table, 5472-CP Two Seat Sofa.



model 5471-CP





model 5476-W






STANDARD FEATURES

- A transitional soft seating series composed of one, two and three seat units. The series also offers tables with coordinating details and finishes.
- Frame is heavy duty, interlocking plywood, puzzle box construction suitable for public environments.
- The leg system utilizes a continuous visible frame between the front and rear leg. Each leg frame is bolted directly to the sofa frame, creating a very durable product.
- Legs are equipped with translucent non marking glides as standard. Suitable for both carpet and hard surface flooring.
- Seating units feature a decorative double stitch detail, which makes seams lay flat and adds extra seam strength.
- Cushions are highly resilient foam and seats are equipped with a synthetic rubberized sheet webbing suspension system for extra comfort. Cushions are fixed and non-removable.
- Tables are made with a choice of tops: genuine wood tops (**W**) with a reverse beveled edge, thermally fused laminate tops (**LP**) with matching PVC edging or high pressure laminate top (**HP**) with matching PVC edging. Custom high pressure laminate finishes will be considered upon request.
- Regardless of top chosen, all tables have wood aprons and a unique tapered leg design.
- Some table assembly is required, see RTA code with each item below.
- Upholstery options: fabric, vinyl or leather. Vinyl and leather models may feature stitch detail across the seat and/or back cushions, if applicable. If a two-tone fabric or a fabric/leather combination is required please fill in a fabric combination sketch showing where each fabric is to be applied. Please contact Customer Service.

OPTIONAL FEATURES

- For piping made in fabric matching the rest of the upholstery, please use matching piping models, (**MP**) after the model number. No upcharge.
- For piping made in a fabric that does not match the rest of the upholstery, you can specify any grade 1 or 2 upholstery material. Please see model numbers ending in (**CP**) which reflect the appropriate upcharge.
- Contrast piping fabric in a grade higher than 2 requires a special quotation. Unit price will vary depending on the number of units being ordered.
- Seating units and tables come with a choice of wood legs or polished cast aluminum legs. The table leg finishes coordinate with the legs on the soft seating units; finish must be specified.
- Wood finishes are available in Absolute (AAM), Black (BKM), Cherry (ACM), Espresso Cafe (ECM), English Oak (EOM), Fruitwood (TFM), Gray (HGM), Honey (AHM), Mahogany (TMM), Maple (AVM), Medium Walnut (MWM), Natural Walnut (NLW), Night (ASM), Noce Biondo (NBM), Noce Grigio (NGM), Noce Leggero (NEM), Noce Medio (NMM), Shaker Cherry (SKM), Walnut (TWM), WC Cream (WTM), White (WHM) and Winter Cherry (WCM). Please specify.
- Seating and tables with polished aluminum legs are shown as separate SKUs.
- Laminate table tops (LP and HP) are offered in the following finishes: Absolute Acajou (ACJ), Asian Night (ASN), Avant Cherry (AVC), Avant Honey (AWH), Black (BLK), Blizzard (BZD), Brushed Cobalt (BRC), Clear Maple (CMB), Custom Grey (CGY), Dark Espresso (DES), Designer White (DWT), Fashionista (FAS), First Class (FCL), Noce Biondo (NBL), Noce Grigio (NGL), Noce Leggero (NEL), Noce Medio (NML), Quartered Mahogany (QTM), Sheer Beauty (SBY), Stonedust (SDT), Storm Grey (SOG), Walnut Heights (WHE), White Chocolate (WHC) and Winter Cherry (WCR). Please specify.

| DESCRIPTION   | FEATURES                                       | MODEL#         | STANDARD TEXTILE GRADES |      |                                    |      |      |                                 |      |      |                               |      |      |      |  |
|---|--|----------------|-------------------------|------|------------------------------------|------|------|---------------------------------|------|------|-------------------------------|------|------|------|--|
|   |  |                | 1                       | 2    | 3                                  | 4    | 5    | 6                               | 7    | 8    | 9                             | 10   | 11   | 12   |  |
|  <p><b>Lounge Chair w/Wood Legs</b><br/>COM: 4 YD   3.66 M<br/>Unit weight: 50 LB   22.7 KG<br/>Carton weight: 60 LB   27.22 KG<br/>Carton volume: 19.25 FT<sup>3</sup>   0.54 MT<sup>3</sup></p>              | No piping.                                     | <b>5471</b>    | 1990                    | 2118 | 2226                               | 2350 | 2554 | 2742                            | 2930 | 3094 | 3298                          | 3490 | 3750 | 4118 |  |
|   |  |                |                         |      | <b>OVERALL DIMENSIONS</b><br>W D H |      |      | <b>SEAT DIMENSIONS</b><br>W D H |      |      | <b>BACK DIMENSIONS</b><br>W H |      |      |      |  |
|   |  | IN             |                         |      | 29.5                               | 29   | 30.5 | 21                              | 19.5 | 18   | 20                            | 11.5 |      |      |  |
|   |  | MM             |                         |      | 749                                | 737  | 775  | 533                             | 495  | 457  | 508                           | 292  |      |      |  |
|   |  |                | <b>RTA 00</b>           |      | 1 per carton                       |      |      |                                 |      |      |                               |      |      |      |  |
|  <p><b>Lounge Chair w/Wood Legs &amp; Piping</b><br/>COM: 4 YD   3.66 M<br/>Unit weight: 50 LB   22.7 KG<br/>Carton weight: 60 LB   27.22 KG<br/>Carton volume: 19.25 FT<sup>3</sup>   0.54 MT<sup>3</sup></p> | CP = contrast piping.<br>MP = matching piping. | <b>5471-CP</b> | 2132                    | 2260 | 2368                               | 2492 | 2696 | 2884                            | 3072 | 3236 | 3440                          | 3632 | 3892 | 4260 |  |
|   |  | <b>5471-MP</b> | 1990                    | 2118 | 2226                               | 2350 | 2554 | 2742                            | 2930 | 3094 | 3298                          | 3490 | 3750 | 4118 |  |
|   |  |                |                         |      | <b>OVERALL DIMENSIONS</b><br>W D H |      |      | <b>SEAT DIMENSIONS</b><br>W D H |      |      | <b>BACK DIMENSIONS</b><br>W H |      |      |      |  |
|   |  | IN             |                         |      | 29.5                               | 29   | 30.5 | 21                              | 19.5 | 18   | 20                            | 11.5 |      |      |  |
|   |  |                | <b>RTA 00</b>           |      | 1 per carton                       |      |      |                                 |      |      |                               |      |      |      |  |

| DESCRIPTION   | FEATURES                                       | MODEL#  | STANDARD TEXTILE GRADES  |          |          |                        |          |          |                        |          |      |      |      |      |
|---|--|---|--|----------|----------|------------------------|----------|----------|------------------------|----------|------|------|------|------|
|   |  |   | 1  | 2        | 3        | 4                      | 5        | 6        | 7                      | 8        | 9    | 10   | 11   | 12   |
|  <p><b>Two Seat Sofa w/Wood Legs</b><br/>COM: 5.75 YD   5.26 M<br/>Unit weight: 72 LB   32.7 KG<br/>Carton weight: 84 LB   38.1 KG<br/>Carton volume: 36 FT³   1.01 MT³</p>  | No piping.                                     | <b>5472</b>                                       | 2804   | 2988     | 3143     | 3322                   | 3615     | 3885     | 4155                   | 4391     | 4684 | 4960 | 5334 | 5863 |
|   |  |   | <b>OVERALL DIMENSIONS</b>  |          |          | <b>SEAT DIMENSIONS</b> |          |          | <b>BACK DIMENSIONS</b> |          |      |      |      |      |
|   |  |   | <b>W</b>   | <b>D</b> | <b>H</b> | <b>W</b>               | <b>D</b> | <b>H</b> | <b>W</b>               | <b>H</b> |      |      |      |      |
|   |  |   | IN 51  | 29       | 30.5     | 42                     | 19.5     | 18       | 41                     | 11.5     |      |      |      |      |
|   |  |   | MM 1295  | 737      | 775      | 1067                   | 495      | 457      | 1041                   | 292      |      |      |      |      |
| <b>RTA 00</b>   | 1 per carton                                   |   |  |          |          |                        |          |          |                        |          |      |      |      |      |
|  <p><b>Two Seat Sofa w/Wood Legs</b><br/>COM: 5.75 YD   5.26 M<br/>Unit weight: 72 LB   32.7 KG<br/>Carton weight: 84 LB   38.1 KG<br/>Carton volume: 36 FT³   1.01 MT³</p>  | CP = contrast piping.<br>MP = matching piping. | <b>5472-CP</b><br><b>5472-MP</b>                  | 2990   | 3174     | 3329     | 3507                   | 3799     | 4069     | 4339                   | 4574     | 4867 | 5143 | 5516 | 6044 |
|   |  |   | <b>OVERALL DIMENSIONS</b>  |          |          | <b>SEAT DIMENSIONS</b> |          |          | <b>BACK DIMENSIONS</b> |          |      |      |      |      |
|   |  |   | <b>W</b>   | <b>D</b> | <b>H</b> | <b>W</b>               | <b>D</b> | <b>H</b> | <b>W</b>               | <b>H</b> |      |      |      |      |
|   |  |   | IN 51  | 29       | 30.5     | 42                     | 19.5     | 18       | 41                     | 11.5     |      |      |      |      |
|   |  |   | MM 1295  | 737      | 775      | 1067                   | 495      | 457      | 1041                   | 292      |      |      |      |      |
| <b>RTA 00</b>   | 1 per carton                                   |   |  |          |          |                        |          |          |                        |          |      |      |      |      |
|  <p><b>Three Seat Sofa w/Wood Legs</b><br/>COM: 7.5 YD   6.86 M<br/>Unit weight: 95 LB   43.2 KG<br/>Carton weight: 110 LB   49.9 KG<br/>Carton volume: 50.25 FT³   1.42 MT³</p>   | No piping.                                     | <b>5473</b>                                       | 3619   | 3859     | 4062     | 4294                   | 4677     | 5029     | 5382                   | 5689     | 6072 | 6432 | 6919 | 7609 |
|   |  |   | <b>OVERALL DIMENSIONS</b>  |          |          | <b>SEAT DIMENSIONS</b> |          |          | <b>BACK DIMENSIONS</b> |          |      |      |      |      |
|   |  |   | <b>W</b>   | <b>D</b> | <b>H</b> | <b>W</b>               | <b>D</b> | <b>H</b> | <b>W</b>               | <b>H</b> |      |      |      |      |
|   |  |   | IN 71  | 29       | 30.5     | 63                     | 19.5     | 18       | 62                     | 11.5     |      |      |      |      |
|   |  |   | MM 1803  | 737      | 775      | 1600                   | 495      | 457      | 1575                   | 292      |      |      |      |      |
| <b>RTA 00</b>   | 1 per carton                                   |   |  |          |          |                        |          |          |                        |          |      |      |      |      |
|  <p><b>Three Seat Sofa w/Wood Legs</b><br/>COM: 7.5 YD   6.86 M<br/>Unit weight: 95 LB   43.2 KG<br/>Carton weight: 110 LB   49.9 KG<br/>Carton volume: 50.25 FT³   1.42 MT³</p>   | CP = contrast piping.<br>MP = matching piping. | <b>5473-CP</b><br><b>5473-MP</b>                  | 3847   | 4087     | 4289     | 4521                   | 4903     | 5255     | 5607                   | 5914     | 6296 | 6656 | 7143 | 7832 |
|   |  |   | <b>OVERALL DIMENSIONS</b>  |          |          | <b>SEAT DIMENSIONS</b> |          |          | <b>BACK DIMENSIONS</b> |          |      |      |      |      |
|   |  |   | <b>W</b>   | <b>D</b> | <b>H</b> | <b>W</b>               | <b>D</b> | <b>H</b> | <b>W</b>               | <b>H</b> |      |      |      |      |
|   |  |   | IN 71  | 29       | 30.5     | 63                     | 19.5     | 18       | 62                     | 11.5     |      |      |      |      |
|   |  |   | MM 1803  | 737      | 775      | 1600                   | 495      | 457      | 1575                   | 292      |      |      |      |      |
| <b>RTA 00</b>   | 1 per carton                                   |   |  |          |          |                        |          |          |                        |          |      |      |      |      |
|  <p><b>Coffee Table - 22" x 48" Rectangle w/Wood Legs</b><br/>COM: N/A<br/>Unit weight: 32 LB   14.5 KG<br/>Carton weight: 40 LB   18.14 KG<br/>Carton volume: 4 FT³   0.11 MT³</p> |  | <b>5474-LP</b><br><b>5474-HP</b><br><b>5474-W</b> | 1508   | 1618     | 1948     |                        |          |          |                        |          |      |      |      |      |
|   |  |   | List price   |          |          |                        |          |          |                        |          |      |      |      |      |
|   |  |   | LP = Laminate top    HP = High pressure laminate top    W = Wood top |          |          |                        |          |          |                        |          |      |      |      |      |
|   |  |   | <b>OVERALL DIMENSIONS</b>  |          |          | <b>SEAT DIMENSIONS</b> |          |          | <b>BACK DIMENSIONS</b> |          |      |      |      |      |
|   |  |   | <b>W</b>   | <b>D</b> | <b>H</b> | <b>W</b>               | <b>D</b> | <b>H</b> | <b>W</b>               | <b>H</b> |      |      |      |      |
| IN 22   | 48   | 17.5  | -  | -        | -        | -                      | -        |          |                        |          |      |      |      |      |
| MM 559  | 1219   | 445   | -  | -        | -        | -                      | -        |          |                        |          |      |      |      |      |
| <b>RTA 6</b>  | 1 per carton                                   |   |  |          |          |                        |          |          |                        |          |      |      |      |      |

DESCRIPTION FEATURES MODEL# STANDARD TEXTILE GRADES



**End Table - 21" x 21" Square w/Wood Legs**

COM: N/A  
 Unit weight: 17 LB | 7.7 KG  
 Carton weight: 20 LB | 9.07 KG  
 Carton volume: 19.25 FT<sup>3</sup> | 0.05 MT<sup>3</sup>

| List price   |      |      |                 |   |   |                 |   |  |
|--|------|------|-----------------|---|---|-----------------|---|--|
| <b>5475-LP</b>   | 1124 |      |                 |   |   |                 |   |  |
| <b>5475-HP</b>   | 1232 |      |                 |   |   |                 |   |  |
| <b>5475-W</b>  | 1366 |      |                 |   |   |                 |   |  |
| LP = Laminate top HP = High pressure laminate top W = Wood top |      |      |                 |   |   |                 |   |  |
| OVERALL DIMENSIONS   |      |      | SEAT DIMENSIONS |   |   | BACK DIMENSIONS |   |  |
| W  | D    | H    | W               | D | H | W               | H |  |
| IN 21  | 21   | 17.5 | -               | - | - | -               | - |  |
| MM 533   | 533  | 445  | -               | - | - | -               | - |  |
| <b>RTA 8</b> 1 per carton                                      |      |      |                 |   |   |                 |   |  |



**Coffee Table - 24" Round w/Wood Legs**

COM: N/A  
 Unit weight: 18 LB | 8.2 KG  
 Carton weight: 21 LB | 9.53 KG  
 Carton volume: 2.1 FT<sup>3</sup> | 0.05 MT<sup>3</sup>


| List price   |      |      |                 |   |   |                 |   |  |
|--|------|------|-----------------|---|---|-----------------|---|--|
| <b>5476-LP</b>   | 1152 |      |                 |   |   |                 |   |  |
| <b>5476-HP</b>   | 1262 |      |                 |   |   |                 |   |  |
| <b>5476-W</b>  | 1478 |      |                 |   |   |                 |   |  |
| LP = Laminate top HP = High pressure laminate top W = Wood top |      |      |                 |   |   |                 |   |  |
| OVERALL DIMENSIONS   |      |      | SEAT DIMENSIONS |   |   | BACK DIMENSIONS |   |  |
| W  | D    | H    | W               | D | H | W               | H |  |
| IN 24  | 24   | 17.5 | -               | - | - | -               | - |  |
| MM 610   | 610  | 445  | -               | - | - | -               | - |  |
| <b>RTA 8</b> 1 per carton                                      |      |      |                 |   |   |                 |   |  |



**Coffee Table - 32" Round w/Wood Legs**

COM: N/A  
 Unit weight: 27 LB | 12.3 KG  
 Carton weight: 35 LB | 15.88 KG  
 Carton volume: 4.4 FT<sup>3</sup> | 0.12 MT<sup>3</sup>

| List price   |      |      |                 |   |   |                 |   |  |
|--|------|------|-----------------|---|---|-----------------|---|--|
| <b>5477-LP</b>   | 1750 |      |                 |   |   |                 |   |  |
| <b>5477-HP</b>   | 1860 |      |                 |   |   |                 |   |  |
| <b>5477-W</b>  | 2221 |      |                 |   |   |                 |   |  |
| LP = Laminate top HP = High pressure laminate top W = Wood top |      |      |                 |   |   |                 |   |  |
| OVERALL DIMENSIONS   |      |      | SEAT DIMENSIONS |   |   | BACK DIMENSIONS |   |  |
| W  | D    | H    | W               | D | H | W               | H |  |
| IN 32  | 32   | 17.5 | -               | - | - | -               | - |  |
| MM 813   | 813  | 445  | -               | - | - | -               | - |  |
| <b>RTA 8</b> 1 per carton                                      |      |      |                 |   |   |                 |   |  |



**Lounge Chair w/Aluminum Legs**

COM: 4 YD | 3.66 M  
 Unit weight: 52 LB | 23.6 KG  
 Carton weight: 62 LB | 28.12 KG  
 Carton volume: 19.25 FT<sup>3</sup> | 0.54 MT<sup>3</sup>

No piping.

|                            | 1    | 2    | 3               | 4    | 5    | 6               | 7    | 8    | 9    | 10   | 11   | 12   |
|----------------------------|------|------|-----------------|------|------|-----------------|------|------|------|------|------|------|
| <b>5481</b>                | 1862 | 1990 | 2098            | 2222 | 2426 | 2614            | 2802 | 2966 | 3170 | 3362 | 3622 | 3990 |
| OVERALL DIMENSIONS         |      |      | SEAT DIMENSIONS |      |      | BACK DIMENSIONS |      |      |      |      |      |      |
| W                          | D    | H    | W               | D    | H    | W               | H    |      |      |      |      |      |
| IN 29.5                    | 29   | 30.5 | 21              | 19.5 | 18   | 20              | 11.5 |      |      |      |      |      |
| MM 749                     | 737  | 775  | 533             | 495  | 457  | 508             | 292  |      |      |      |      |      |
| <b>RTA 00</b> 1 per carton |      |      |                 |      |      |                 |      |      |      |      |      |      |








**Lounge Chair w/Aluminum Legs**

COM: 4 YD | 3.66 M  
 Unit weight: 52 LB | 23.6 KG  
 Carton weight: 62 LB | 28.12 KG  
 Carton volume: 19.25 FT<sup>3</sup> | 0.54 MT<sup>3</sup>

CP = contrast piping.  
 MP = matching piping.

|                            | 1    | 2    | 3               | 4    | 5    | 6               | 7    | 8    | 9    | 10   | 11   | 12   |
|----------------------------|------|------|-----------------|------|------|-----------------|------|------|------|------|------|------|
| <b>5481-CP</b>             | 2004 | 2132 | 2239            | 2363 | 2567 | 2754            | 2942 | 3105 | 3309 | 3500 | 3760 | 4127 |
| <b>5481-MP</b>             | 1862 | 1990 | 2098            | 2222 | 2426 | 2614            | 2802 | 2966 | 3170 | 3362 | 3622 | 3990 |
| OVERALL DIMENSIONS         |      |      | SEAT DIMENSIONS |      |      | BACK DIMENSIONS |      |      |      |      |      |      |
| W                          | D    | H    | W               | D    | H    | W               | H    |      |      |      |      |      |
| IN 29.5                    | 29   | 30.5 | 21              | 19.5 | 18   | 20              | 11.5 |      |      |      |      |      |
| MM 749                     | 737  | 775  | 533             | 495  | 457  | 508             | 292  |      |      |      |      |      |
| <b>RTA 00</b> 1 per carton |      |      |                 |      |      |                 |      |      |      |      |      |      |

| DESCRIPTION   | FEATURES                                       | MODEL#  | STANDARD TEXTILE GRADES  |          |          |                        |          |          |                        |          |      |      |      |      |
|---|--|---|--|----------|----------|------------------------|----------|----------|------------------------|----------|------|------|------|------|
|   |  |   | 1  | 2        | 3        | 4                      | 5        | 6        | 7                      | 8        | 9    | 10   | 11   | 12   |
|  <p><b>Two Seat Sofa w/Aluminum Legs</b><br/>COM: 5.75 YD   5.26 M<br/>Unit weight: 74 LB   33.6 KG<br/>Carton weight: 86 LB   39.01 KG<br/>Carton volume: 36 FT³   1.01 MT³</p>   | No piping.                                     | <b>5482</b>                                       | 2675   | 2859     | 3014     | 3193                   | 3486     | 3756     | 4026                   | 4262     | 4555 | 4831 | 5205 | 5734 |
|   |  |   | <b>OVERALL DIMENSIONS</b>  |          |          | <b>SEAT DIMENSIONS</b> |          |          | <b>BACK DIMENSIONS</b> |          |      |      |      |      |
|   |  |   | <b>W</b>   | <b>D</b> | <b>H</b> | <b>W</b>               | <b>D</b> | <b>H</b> | <b>W</b>               | <b>H</b> |      |      |      |      |
|   |  |   | IN 51  | 29       | 30.5     | 42                     | 19.5     | 18       | 41                     | 11.5     |      |      |      |      |
|   |  |   | MM 1295  | 737      | 775      | 1067                   | 495      | 457      | 1041                   | 292      |      |      |      |      |
| <b>RTA 00</b>   | 1 per carton                                   |   |  |          |          |                        |          |          |                        |          |      |      |      |      |
|  <p><b>Two Seat Sofa w/Aluminum Legs</b><br/>COM: 5.75 YD   5.26 M<br/>Unit weight: 74 LB   33.6 KG<br/>Carton weight: 86 LB   39.01 KG<br/>Carton volume: 36 FT³   1.01 MT³</p>   | CP = contrast piping.<br>MP = matching piping. | <b>5482-CP</b><br><b>5482-MP</b>                  | 2861   | 3045     | 3200     | 3378                   | 3670     | 3940     | 4210                   | 4445     | 4738 | 5014 | 5387 | 5915 |
|   |  |   | <b>OVERALL DIMENSIONS</b>  |          |          | <b>SEAT DIMENSIONS</b> |          |          | <b>BACK DIMENSIONS</b> |          |      |      |      |      |
|   |  |   | <b>W</b>   | <b>D</b> | <b>H</b> | <b>W</b>               | <b>D</b> | <b>H</b> | <b>W</b>               | <b>H</b> |      |      |      |      |
|   |  |   | IN 51  | 29       | 30.5     | 42                     | 19.5     | 18       | 41                     | 11.5     |      |      |      |      |
|   |  |   | MM 1295  | 737      | 775      | 1067                   | 495      | 457      | 1041                   | 292      |      |      |      |      |
| <b>RTA 00</b>   | 1 per carton                                   |   |  |          |          |                        |          |          |                        |          |      |      |      |      |
|  <p><b>Three Seat Sofa w/Aluminum Legs</b><br/>COM: 7.5 YD   6.86 M<br/>Unit weight: 97 LB   44.1 KG<br/>Carton weight: 112 LB   50.8 KG<br/>Carton volume: 50.25 FT³   1.42 MT³</p>   | No piping.                                     | <b>5483</b>                                       | 3490   | 3730     | 3933     | 4165                   | 4548     | 4900     | 5253                   | 5560     | 5943 | 6303 | 6790 | 7480 |
|   |  |   | <b>OVERALL DIMENSIONS</b>  |          |          | <b>SEAT DIMENSIONS</b> |          |          | <b>BACK DIMENSIONS</b> |          |      |      |      |      |
|   |  |   | <b>W</b>   | <b>D</b> | <b>H</b> | <b>W</b>               | <b>D</b> | <b>H</b> | <b>W</b>               | <b>H</b> |      |      |      |      |
|   |  |   | IN 71  | 29       | 30.5     | 63                     | 19.5     | 18       | 62                     | 11.5     |      |      |      |      |
|   |  |   | MM 1803  | 737      | 775      | 1600                   | 495      | 457      | 1575                   | 292      |      |      |      |      |
| <b>RTA 00</b>   | 1 per carton                                   |   |  |          |          |                        |          |          |                        |          |      |      |      |      |
|  <p><b>Three Seat Sofa w/Aluminum Legs</b><br/>COM: 7.5 YD   6.86 M<br/>Unit weight: 97 LB   44.1 KG<br/>Carton weight: 112 LB   50.8 KG<br/>Carton volume: 50.25 FT³   1.42 MT³</p>   | CP = contrast piping.<br>MP = matching piping. | <b>5483-CP</b><br><b>5483-MP</b>                  | 3717   | 3957     | 4159     | 4391                   | 4773     | 5125     | 5477                   | 5784     | 6166 | 6526 | 7013 | 7702 |
|   |  |   | <b>OVERALL DIMENSIONS</b>  |          |          | <b>SEAT DIMENSIONS</b> |          |          | <b>BACK DIMENSIONS</b> |          |      |      |      |      |
|   |  |   | <b>W</b>   | <b>D</b> | <b>H</b> | <b>W</b>               | <b>D</b> | <b>H</b> | <b>W</b>               | <b>H</b> |      |      |      |      |
|   |  |   | IN 71  | 29       | 30.5     | 63                     | 19.5     | 18       | 62                     | 11.5     |      |      |      |      |
|   |  |   | MM 1803  | 737      | 775      | 1600                   | 495      | 457      | 1575                   | 292      |      |      |      |      |
| <b>RTA 00</b>   | 1 per carton                                   |   |  |          |          |                        |          |          |                        |          |      |      |      |      |
|  <p><b>Coffee Table - 22" x 48" Rectangle w/Aluminum Legs</b><br/>COM: N/A<br/>Unit weight: 38 LB   17.3 KG<br/>Carton weight: 46 LB   20.87 KG<br/>Carton volume: 4 FT³   0.11 MT³</p> |  | <b>5484-LP</b><br><b>5484-HP</b><br><b>5484-W</b> | List price   |          |          |                        |          |          |                        |          |      |      |      |      |
|   |  |   | 1606   | 1717     | 2047     |                        |          |          |                        |          |      |      |      |      |
|   |  |   | LP = Laminate top   HP = High pressure laminate top   W = Wood top |          |          |                        |          |          |                        |          |      |      |      |      |
|   |  |   | <b>OVERALL DIMENSIONS</b>  |          |          | <b>SEAT DIMENSIONS</b> |          |          | <b>BACK DIMENSIONS</b> |          |      |      |      |      |
|   |  |   | <b>W</b>   | <b>D</b> | <b>H</b> | <b>W</b>               | <b>D</b> | <b>H</b> | <b>W</b>               | <b>H</b> |      |      |      |      |
| IN 22   | 48   | 17.5  | 19.5   | 18       | 20       | 11.5                   |          |          |                        |          |      |      |      |      |
| MM 559  | 1219   | 445   | 533  | 495      | 457      | 508                    | 292      |          |                        |          |      |      |      |      |
| <b>RTA 6</b>  | 1 per carton                                   |   |  |          |          |                        |          |          |                        |          |      |      |      |      |



DESCRIPTION FEATURES MODEL# STANDARD TEXTILE GRADES



**End Table - 21" x 21" Square w/Aluminum Legs**

COM: N/A  
 Unit weight: 23 LB | 10.5 KG  
 Carton weight: 26 LB | 11.79 KG  
 Carton volume: 2.1 FT³ | 0.05 MT³


| List price   |     |              |                 |   |   |                 |   |   |
|--|-----|--------------|-----------------|---|---|-----------------|---|---|
| <b>5485-LP</b>   |     | 1222         |                 |   |   |                 |   |   |
| <b>5485-HP</b>   |     | 1332         |                 |   |   |                 |   |   |
| <b>5485-W</b>  |     | 1465         |                 |   |   |                 |   |   |
| LP = Laminate top HP = High pressure laminate top W = Wood top |     |              |                 |   |   |                 |   |   |
| OVERALL DIMENSIONS   |     |              | SEAT DIMENSIONS |   |   | BACK DIMENSIONS |   |   |
| W  | D   | H            | W               | D | H | W               | D | H |
| IN 21  | 21  | 17.5         | -               | - | - | -               | - | - |
| MM 533   | 533 | 445          | -               | - | - | -               | - | - |
| <b>RTA 8</b>   |     | 1 per carton |                 |   |   |                 |   |   |



**End Table - 24" Round w/Aluminum Legs**

COM: N/A  
 Unit weight: 24 LB | 10.9 KG  
 Carton weight: 27 LB | 12.25 KG  
 Carton volume: 2.1 FT³ | 0.05 MT³

| List price   |     |              |                 |   |   |                 |   |   |
|--|-----|--------------|-----------------|---|---|-----------------|---|---|
| <b>5486-LP</b>   |     | 1252         |                 |   |   |                 |   |   |
| <b>5486-HP</b>   |     | 1361         |                 |   |   |                 |   |   |
| <b>5486-W</b>  |     | 1577         |                 |   |   |                 |   |   |
| LP = Laminate top HP = High pressure laminate top W = Wood top |     |              |                 |   |   |                 |   |   |
| OVERALL DIMENSIONS   |     |              | SEAT DIMENSIONS |   |   | BACK DIMENSIONS |   |   |
| W  | D   | H            | W               | D | H | W               | D | H |
| IN 24  | 24  | 17.5         | -               | - | - | -               | - | - |
| MM 610   | 610 | 445          | -               | - | - | -               | - | - |
| <b>RTA 8</b>   |     | 1 per carton |                 |   |   |                 |   |   |



**Coffee Table - 32" Round w/Aluminum Legs**

COM: N/A  
 Unit weight: 33 LB | 15 KG  
 Carton weight: 41 LB | 18.6 KG  
 Carton volume: 4.4 FT³ | 0.12 MT³

| List price   |     |              |                 |   |   |                 |   |   |
|--|-----|--------------|-----------------|---|---|-----------------|---|---|
| <b>5487-LP</b>   |     | 1848         |                 |   |   |                 |   |   |
| <b>5487-HP</b>   |     | 1959         |                 |   |   |                 |   |   |
| <b>5487-W</b>  |     | 2319         |                 |   |   |                 |   |   |
| LP = Laminate top HP = High pressure laminate top W = Wood top |     |              |                 |   |   |                 |   |   |
| OVERALL DIMENSIONS   |     |              | SEAT DIMENSIONS |   |   | BACK DIMENSIONS |   |   |
| W  | D   | H            | W               | D | H | W               | D | H |
| IN 32  | 32  | 17.5         | -               | - | - | -               | - | - |
| MM 813   | 813 | 445          | -               | - | - | -               | - | - |
| <b>RTA 8</b>   |     | 1 per carton |                 |   |   |                 |   |   |

CITI



model 7875RTL

model 7889



Citi Modular Group & Tables - shown in Tungsten

Leg options



5" tapered, softened edge, wood leg (shown in Maple finish)



5" tubular metal leg (shown in Tungsten finish)

STANDARD FEATURES



- Fully upholstered contemporary design, complements the timeless decor of many offices. Proportions are compact, 31" deep, work well in public spaces.
- All models have fixed, non-removable cushions.
- Arm height on all models is 25".
- Casters are not available on this series.
- Citi seat and table legs are 5" high tubular metal, standard in a Tungsten finish.
- Citi table tops are available in either tempered glass or laminate.
- Tablets are made from thermally fused laminate, 0.75" thick. Tablet arms measure 12"D x 16.5"W. Available right hand seated (RT), left hand seated (LT) or both right and left hand (LRT).
- Laminate tables and tablets are offered in the following finishes: Absolute Acajou (ACJ), Asian Night (ASN), Avant Cherry (AWC), Avant Honey (AWH), Black (BLK), Blizzard (BZD), Brushed Cobalt (BRC), Clear Maple (CMB), Custom Grey (CGY), Dark Espresso (DES), Designer White (DWT), Fashionista (FAS), First Class (FCL), Noce Biondo (NBL), Noce Grigio (NGL), Noce Leggero (NEL), Noce Medio (NML), Quartered Mahogany (QTM), Sheer Beauty (SBY), Stonedust (SDT), Storm Grey (SOG), Walnut Heights (WHE), White Chocolate (WHC) and Winter Cherry (WCR). Please specify.
- Ganging brackets (#7892) are sold separately. Ganging brackets are to be used on armless seating if interconnection to another armless seating unit is required. Bench and ottomans cannot gang with seating units. Brackets come with a template for installation.
- Upholstery options: fabric, vinyl or leather. Vinyl and leather models may feature stitch detail across the seat and/or back cushions, if applicable.






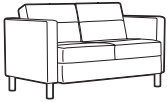

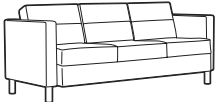





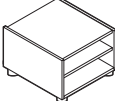

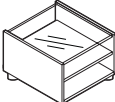

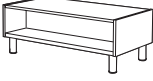

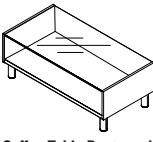

OPTIONAL FEATURES

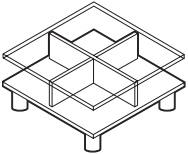



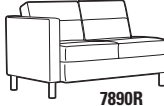
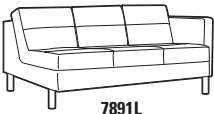
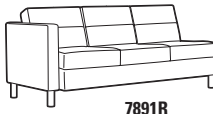

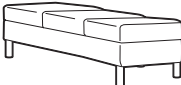
- For highly resilient, high density Ultracell foam on seat, please specify (UC) after the model number. One seater add \$99. Two seater add \$197. Three seater add \$295.
- Leg options:**
  - (MTL) Metal legs  
For metal leg finish options, please see page 374. For Chrome (CHM) finish, add \$68.
  - (WDL) Wood legs  
Non-cylindrical wood legs available in the following finishes. Add \$300.
 

|                       |                      |
|-----------------------|----------------------|
| (AAM) Absolute        | (MWM) Medium Walnut  |
| (BKM) Black           | (NLW) Natural Walnut |
| (CJM) Charcoal Java   | (ASM) Night          |
| (ACM) Cherry          | (NBM) Noce Biondo    |
| (EMM) Empire Mahogany | (NGM) Noce Grigio    |
| (EOM) English Oak     | (NEM) Noce Leggero   |
| (ECM) Espresso Cafe   | (NMM) Noce Medio     |
| (TFM) Fruitwood       | (SBM) Sandy Beach    |
| (HGM) Gray            | (SKM) Shaker Cherry  |
| (HOM) Harvest Oak     | (SOM) Silver Oak     |
| (AHM) Honey           | (TWM) Walnut         |
| (JOM) Jet Onyx        | (WTM) WC Cream       |
| (LHM) Light Honey     | (WHM) White          |
| (TMM) Mahogany        | (WCM) Winter Cherry  |
| (AVM) Maple           |                      |
- Glide type** (wood legs only)
  - (NM) White non-marking nylon for most surfaces (standard)
  - (SG) steel cushioned glides for carpeted surfaces. Add \$17.
  - (RG) non-slip rubber glides for most hard floor surfaces. Add \$22.
  - (FG) felt glides for most hard floor surfaces. Add \$22.
- Table legs are available in Black (TBL), or Tungsten (TTU), please specify. For Chrome (CHM) finish. Add \$68.
- If you would like fabric/vinyl on the shell of a chair with leather seat + back cushions, please submit a [multi fabric form](#) (multi fabric grade will apply). Please note: the reverse is not available (leather on the shell of the chair with fabric/vinyl seat + back cushions).

| DESCRIPTION  | FEATURES   | MODEL#        | STANDARD TEXTILE GRADES |     |     |                 |      |      |                 |      |      |      |      |      |
|--|--|---------------|-------------------------|-----|-----|-----------------|------|------|-----------------|------|------|------|------|------|
|  |  |               | 1                       | 2   | 3   | 4               | 5    | 6    | 7               | 8    | 9    | 10   | 11   | 12   |
|  <p><b>Corner Seat</b><br/>COM: 6.25 YD   5.72 M<br/>Unit weight: 65 LB   29.5 KG<br/>Carton weight: 75 LB   34.02 KG<br/>Carton volume: 30.25 FT<sup>3</sup>   0.85 MT<sup>3</sup></p> | Ganging hardware not included.<br><br>Armless side(s) can be equipped with ganging brackets, model 7892. | 7862          | -                       | -   | -   | -               | 1577 | 1871 | 2165            | 2421 | 2740 | 3040 | 3446 | 4021 |
|  |  |               | OVERALL DIMENSIONS      |     |     | SEAT DIMENSIONS |      |      | BACK DIMENSIONS |      |      |      |      |      |
|  |  |               | W                       | D   | H   | W               | D    | H    | W               | H    |      |      |      |      |
|  |  |               | IN 37                   | 37  | 31  | 26              | 26   | 17.5 | 26              | 13.5 |      |      |      |      |
| MM 940   | 940  | 787           | 660                     | 660 | 445 | 660             | 343  |      |                 |      |      |      |      |      |
|  |  | <b>RTA 00</b> | 1 per carton            |     |     |                 |      |      |                 |      |      |      |      |      |
|  <p><b>Lounge Chair</b><br/>COM: 4.5 YD   4.11 M<br/>Unit weight: 57 LB   25.9 KG<br/>Carton weight: 67 LB   30.39 KG<br/>Carton volume: 21 FT<sup>3</sup>   0.59 MT<sup>3</sup></p>    | Freestanding unit only.  | 7875          | -                       | -   | -   | -               | 1124 | 1335 | 1548            | 1731 | 1962 | 2178 | 2469 | 2883 |
|  |  |               | OVERALL DIMENSIONS      |     |     | SEAT DIMENSIONS |      |      | BACK DIMENSIONS |      |      |      |      |      |
|  |  |               | W                       | D   | H   | W               | D    | H    | W               | H    |      |      |      |      |
|  |  |               | IN 30                   | 31  | 30  | 22              | 19.5 | 17.5 | 22              | 12.5 |      |      |      |      |
| MM 762   | 787  | 762           | 559                     | 495 | 445 | 559             | 318  |      |                 |      |      |      |      |      |
|  |  | <b>RTA 00</b> | 1 per carton            |     |     |                 |      |      |                 |      |      |      |      |      |

| DESCRIPTION   | FEATURES   | MODEL#                    | STANDARD TEXTILE GRADES  |          |          |                        |          |          |                        |          |      |      |      |      |
|---|--|---------------------------|--|----------|----------|------------------------|----------|----------|------------------------|----------|------|------|------|------|
|   |  |                           | 1  | 2        | 3        | 4                      | 5        | 6        | 7                      | 8        | 9    | 10   | 11   | 12   |
|  <b>7875LTL</b><br> <b>7875RTL</b><br><b>Lounge Chair w/Laminated Tablet</b><br>COM: 4.5 YD   4.11 M<br>Unit weight: 65 LB   29.5 KG<br>Carton weight: 75 LB   34.02 KG<br>Carton volume: 22.5 FT³   0.63 MT³ | Freestanding unit only.  | <b>7875LTL</b><br>7875RTL | -  | -        | -        | -                      | 1536     | 1747     | 1960                   | 2143     | 2374 | 2590 | 2881 | 3295 |
|   |  |                           | <b>OVERALL DIMENSIONS</b>  |          |          | <b>SEAT DIMENSIONS</b> |          |          | <b>BACK DIMENSIONS</b> |          |      |      |      |      |
|   |  |                           | <b>W</b>   | <b>D</b> | <b>H</b> | <b>W</b>               | <b>D</b> | <b>H</b> | <b>W</b>               | <b>H</b> |      |      |      |      |
|   |  |                           | IN 31.5  | 33.5     | 30       | 22                     | 19.5     | 17.5     | 22                     | 12.5     |      |      |      |      |
|   |  |                           | MM 800   | 851      | 762      | 559                    | 495      | 445      | 559                    | 318      |      |      |      |      |
|   |  |                           | <div style="display: flex; align-items: center;"> <div style="border: 1px solid black; padding: 2px; margin-right: 5px;">RTA 00</div> <span>1 per carton</span> </div>   |          |          |                        |          |          |                        |          |      |      |      |      |
|  <b>Ganging Bracket Kit</b><br>COM: N/A<br>Unit weight: 0.25 LB   0.1 KG<br>Carton weight: 0.25 LB   0.11 KG<br>Carton volume: 0.02 FT³   0.0003 MT³   | Kit includes 2 brackets, 4 screws and a template. Only one set is needed per unit.                       | <b>7892</b>               | List price   |          |          |                        |          |          |                        |          |      |      |      |      |
|   |  |                           | 17   |          |          |                        |          |          |                        |          |      |      |      |      |
|   |  |                           | <b>OVERALL DIMENSIONS</b>  |          |          | <b>SEAT DIMENSIONS</b> |          |          | <b>BACK DIMENSIONS</b> |          |      |      |      |      |
|   |  |                           | <b>W</b>   | <b>D</b> | <b>H</b> | <b>W</b>               | <b>D</b> | <b>H</b> | <b>W</b>               | <b>H</b> |      |      |      |      |
|   |  |                           | IN 0.5   | 3.87     | 2        | -                      | -        | -        | -                      | -        |      |      |      |      |
| MM 13   | 98   | 51                        | -  | -        | -        | -                      | -        |          |                        |          |      |      |      |      |
|   |  |                           | <div style="display: flex; align-items: center;"> <div style="border: 1px solid black; padding: 2px; margin-right: 5px;">RTA 00</div> <div style="margin-right: 5px;"></div> <span>1 per unit</span> </div> |          |          |                        |          |          |                        |          |      |      |      |      |
|  <b>Lounge Chair - Armless</b><br>COM: 3 YD   2.74 M<br>Unit weight: 39 LB   17.7 KG<br>Carton weight: 45 LB   20.41 KG<br>Carton volume: 15.5 FT³   0.43 MT³  | Ganging hardware not included.<br><br>Armless side(s) can be equipped with ganging brackets, model 7892. | <b>7895</b>               | -  | -        | -        | -                      | 1124     | 1265     | 1407                   | 1529     | 1683 | 1827 | 2021 | 2297 |
|   |  |                           | <b>OVERALL DIMENSIONS</b>  |          |          | <b>SEAT DIMENSIONS</b> |          |          | <b>BACK DIMENSIONS</b> |          |      |      |      |      |
|   |  |                           | <b>W</b>   | <b>D</b> | <b>H</b> | <b>W</b>               | <b>D</b> | <b>H</b> | <b>W</b>               | <b>H</b> |      |      |      |      |
|   |  |                           | IN 22  | 31       | 30.75    | 22                     | 18.5     | 17.5     | 22                     | 12.5     |      |      |      |      |
|   |  |                           | MM 559   | 787      | 781      | 559                    | 470      | 445      | 559                    | 318      |      |      |      |      |
|   |  |                           | <div style="display: flex; align-items: center;"> <div style="border: 1px solid black; padding: 2px; margin-right: 5px;">RTA 00</div> <span>1 per carton</span> </div>   |          |          |                        |          |          |                        |          |      |      |      |      |
|  <b>Two Seat Sofa</b><br>COM: 6.25 YD   5.72 M<br>Unit weight: 113 LB   51.4 KG<br>Carton weight: 125 LB   56.7 KG<br>Carton volume: 36 FT³   1.01 MT³   | Freestanding unit only.  | <b>7876</b>               | -  | -        | -        | -                      | 1577     | 1871     | 2165                   | 2421     | 2740 | 3040 | 3446 | 4021 |
|   |  |                           | <b>OVERALL DIMENSIONS</b>  |          |          | <b>SEAT DIMENSIONS</b> |          |          | <b>BACK DIMENSIONS</b> |          |      |      |      |      |
|   |  |                           | <b>W</b>   | <b>D</b> | <b>H</b> | <b>W</b>               | <b>D</b> | <b>H</b> | <b>W</b>               | <b>H</b> |      |      |      |      |
|   |  |                           | IN 51.25   | 31       | 30       | 43.25                  | 19.5     | 17.5     | 43.25                  | 12.5     |      |      |      |      |
|   |  |                           | MM 1302  | 787      | 762      | 1099                   | 495      | 445      | 1099                   | 318      |      |      |      |      |
|   |  |                           | <div style="display: flex; align-items: center;"> <div style="border: 1px solid black; padding: 2px; margin-right: 5px;">RTA 00</div> <span>1 per carton</span> </div>   |          |          |                        |          |          |                        |          |      |      |      |      |
|  <b>Two Seat Sofa - Armless</b><br>COM: 5 YD   4.57 M<br>Unit weight: 81 LB   36.8 KG<br>Carton weight: 93 LB   42.18 KG<br>Carton volume: 36 FT³   1.01 MT³   | Ganging hardware not included.<br><br>Armless side(s) can be equipped with ganging brackets, model 7892. | <b>7896</b>               | -  | -        | -        | -                      | 1577     | 1812     | 2047                   | 2252     | 2507 | 2747 | 3072 | 3532 |
|   |  |                           | <b>OVERALL DIMENSIONS</b>  |          |          | <b>SEAT DIMENSIONS</b> |          |          | <b>BACK DIMENSIONS</b> |          |      |      |      |      |
|   |  |                           | <b>W</b>   | <b>D</b> | <b>H</b> | <b>W</b>               | <b>D</b> | <b>H</b> | <b>W</b>               | <b>H</b> |      |      |      |      |
|   |  |                           | IN 43.25   | 31       | 30.75    | 43.25                  | 19.5     | 17.5     | 43.25                  | 13.25    |      |      |      |      |
|   |  |                           | MM 1099  | 787      | 781      | 1099                   | 495      | 445      | 1099                   | 337      |      |      |      |      |
|   |  |                           | <div style="display: flex; align-items: center;"> <div style="border: 1px solid black; padding: 2px; margin-right: 5px;">RTA 00</div> <span>1 per carton</span> </div>   |          |          |                        |          |          |                        |          |      |      |      |      |
|  <b>Three Seat Sofa</b><br>COM: 8.75 YD   8 M<br>Unit weight: 149 LB   67.7 KG<br>Carton weight: 163 LB   73.94 KG<br>Carton volume: 50.25 FT³   1.42 MT³  | Freestanding unit only.  | <b>7877</b>               | -  | -        | -        | -                      | 2032     | 2444     | 2855                   | 3214     | 3660 | 4080 | 4649 | 5454 |
|   |  |                           | <b>OVERALL DIMENSIONS</b>  |          |          | <b>SEAT DIMENSIONS</b> |          |          | <b>BACK DIMENSIONS</b> |          |      |      |      |      |
|   |  |                           | <b>W</b>   | <b>D</b> | <b>H</b> | <b>W</b>               | <b>D</b> | <b>H</b> | <b>W</b>               | <b>H</b> |      |      |      |      |
|   |  |                           | IN 72.5  | 31       | 30       | 64.5                   | 19.5     | 17.5     | 64.5                   | 12.5     |      |      |      |      |
|   |  |                           | MM 1842  | 787      | 762      | 1638                   | 495      | 445      | 1638                   | 318      |      |      |      |      |
|   |  |                           | <div style="display: flex; align-items: center;"> <div style="border: 1px solid black; padding: 2px; margin-right: 5px;">RTA 00</div> <span>1 per carton</span> </div>   |          |          |                        |          |          |                        |          |      |      |      |      |

| DESCRIPTION  | FEATURES   | MODEL# | STANDARD TEXTILE GRADES   |              |       |                        |      |      |                        |       |      |      |      |      |
|--|--|--------|---|--------------|-------|------------------------|------|------|------------------------|-------|------|------|------|------|
|  |  |        | 1   | 2            | 3     | 4                      | 5    | 6    | 7                      | 8     | 9    | 10   | 11   | 12   |
|  <p><b>Three Seat Sofa - Armless</b><br/>                     COM: 7.25 YD   6.63 M<br/>                     Unit weight: 117 LB   53.2 KG<br/>                     Carton weight: 131 LB   59.42 KG<br/>                     Carton volume: 50.25 FT³   1.42 MT³</p> | Ganging hardware not included.<br><br>Armless side(s) can be equipped with ganging brackets, model 7892.                         | 7897   | -   | -            | -     | -                      | 2032 | 2373 | 2714                   | 3011  | 3381 | 3729 | 4200 | 4867 |
|  |  |        | <b>OVERALL DIMENSIONS</b>   |              |       | <b>SEAT DIMENSIONS</b> |      |      | <b>BACK DIMENSIONS</b> |       |      |      |      |      |
|  |  |        | W   | D            | H     | W                      | D    | H    | W                      | H     |      |      |      |      |
|  |  |        | IN 64.5   | 31           | 30.75 | 64.5                   | 19.5 | 17.5 | 64.5                   | 13.25 |      |      |      |      |
|  |  |        | MM 1638   | 787          | 781   | 1638                   | 495  | 445  | 1638                   | 337   |      |      |      |      |
|  |  | RTA 00 | 1 per carton  |              |       |                        |      |      |                        |       |      |      |      |      |
|  <p><b>Ottoman</b><br/>                     COM: 1.5 YD   1.37 M<br/>                     Unit weight: 23 LB   10.5 KG<br/>                     Carton weight: 27 LB   12.25 KG<br/>                     Carton volume: 7.5 FT³   0.21 MT³</p>                        | Ganging hardware not included.<br><br>Side(s) can be equipped with ganging brackets, model 7892. Does not gang to seating units. | 7879   | -   | -            | -     | -                      | 562  | 633  | 703                    | 765   | 841  | 913  | 1011 | 1149 |
|  |  |        | <b>OVERALL DIMENSIONS</b>   |              |       | <b>SEAT DIMENSIONS</b> |      |      | <b>BACK DIMENSIONS</b> |       |      |      |      |      |
|  |  |        | W   | D            | H     | W                      | D    | H    | W                      | H     |      |      |      |      |
|  |  |        | IN 22   | 22           | 17    | -                      | -    | -    | -                      | -     |      |      |      |      |
|  |  |        | MM 559  | 559          | 432   | -                      | -    | -    | -                      | -     |      |      |      |      |
|  |  | RTA 00 |    | 1 per carton |       |                        |      |      |                        |       |      |      |      |      |
|  |  |        | List price  |              |       |                        |      |      |                        |       |      |      |      |      |
|  |  | 7885   | 715   |              |       |                        |      |      |                        |       |      |      |      |      |
|  <p><b>End Table - Laminate Top</b><br/>                     COM: N/A<br/>                     Unit weight: 45 LB   20.5 KG<br/>                     Carton weight: 53 LB   24.04 KG<br/>                     Carton volume: 6 FT³   0.16 MT³</p>                     |  | 7885   | -   | -            | -     | -                      | -    | -    | -                      | -     | -    | -    | -    |      |
|  |  |        | <b>OVERALL DIMENSIONS</b>   |              |       | <b>SEAT DIMENSIONS</b> |      |      | <b>BACK DIMENSIONS</b> |       |      |      |      |      |
|  |  |        | W   | D            | H     | W                      | D    | H    | W                      | H     |      |      |      |      |
|  |  |        | IN 20   | 24           | 20    | -                      | -    | -    | -                      | -     |      |      |      |      |
|  |  |        | MM 508  | 610          | 508   | -                      | -    | -    | -                      | -     |      |      |      |      |
|  |  | RTA 1  |   | 1 per carton |       |                        |      |      |                        |       |      |      |      |      |
|  |  |        | List price  |              |       |                        |      |      |                        |       |      |      |      |      |
|  |  | 7886   | 934   |              |       |                        |      |      |                        |       |      |      |      |      |
|  <p><b>End Table - Glass Top</b><br/>                     COM: N/A<br/>                     Unit weight: 52 LB   23.6 KG<br/>                     Carton weight: 60 LB   27.22 KG<br/>                     Carton volume: 6 FT³   0.16 MT³</p>                      |  | 7886   | -   | -            | -     | -                      | -    | -    | -                      | -     | -    | -    | -    |      |
|  |  |        | <b>OVERALL DIMENSIONS</b>   |              |       | <b>SEAT DIMENSIONS</b> |      |      | <b>BACK DIMENSIONS</b> |       |      |      |      |      |
|  |  |        | W   | D            | H     | W                      | D    | H    | W                      | H     |      |      |      |      |
|  |  |        | IN 20   | 24           | 20    | -                      | -    | -    | -                      | -     |      |      |      |      |
|  |  |        | MM 508  | 610          | 508   | -                      | -    | -    | -                      | -     |      |      |      |      |
|  |  | RTA 1  |  | 1 per carton |       |                        |      |      |                        |       |      |      |      |      |
|  |  |        | List price  |              |       |                        |      |      |                        |       |      |      |      |      |
|  |  | 7887   | 747   |              |       |                        |      |      |                        |       |      |      |      |      |
|  <p><b>Coffee Table Rectangular - Laminate top</b><br/>                     COM: N/A<br/>                     Unit weight: 50 LB   22.7 KG<br/>                     Carton weight: 60 LB   27.22 KG<br/>                     Carton volume: 6.5 FT³   0.18 MT³</p>  |  | 7887   | -   | -            | -     | -                      | -    | -    | -                      | -     | -    | -    | -    |      |
|  |  |        | <b>OVERALL DIMENSIONS</b>   |              |       | <b>SEAT DIMENSIONS</b> |      |      | <b>BACK DIMENSIONS</b> |       |      |      |      |      |
|  |  |        | W   | D            | H     | W                      | D    | H    | W                      | H     |      |      |      |      |
|  |  |        | IN 40   | 20           | 15    | -                      | -    | -    | -                      | -     |      |      |      |      |
|  |  |        | MM 1016   | 508          | 381   | -                      | -    | -    | -                      | -     |      |      |      |      |
|  |  | RTA 1  |  | 1 per carton |       |                        |      |      |                        |       |      |      |      |      |
|  |  |        | List price  |              |       |                        |      |      |                        |       |      |      |      |      |
|  |  | 7888   | 1079  |              |       |                        |      |      |                        |       |      |      |      |      |
|  <p><b>Coffee Table Rectangular - Glass Top</b><br/>                     COM: N/A<br/>                     Unit weight: 65 LB   29.5 KG<br/>                     Carton weight: 75 LB   34.02 KG<br/>                     Carton volume: 6.5 FT³   0.18 MT³</p>     |  | 7888   | -   | -            | -     | -                      | -    | -    | -                      | -     | -    | -    | -    |      |
|  |  |        | <b>OVERALL DIMENSIONS</b>   |              |       | <b>SEAT DIMENSIONS</b> |      |      | <b>BACK DIMENSIONS</b> |       |      |      |      |      |
|  |  |        | W   | D            | H     | W                      | D    | H    | W                      | H     |      |      |      |      |
|  |  |        | IN 40   | 20           | 15    | -                      | -    | -    | -                      | -     |      |      |      |      |
|  |  |        | MM 1016   | 508          | 381   | -                      | -    | -    | -                      | -     |      |      |      |      |
|  |  | RTA 1  |  | 1 per carton |       |                        |      |      |                        |       |      |      |      |      |

| DESCRIPTION   | FEATURES  | MODEL#                   | STANDARD TEXTILE GRADES    |      |      |                        |       |   |                        |   |   |  |  |  |
|---|---|--------------------------|----------------------------|------|------|------------------------|-------|---|------------------------|---|---|--|--|--|
|  <p><b>Coffee Table Square</b><br/>COM: N/A<br/>Unit weight: 80 LB   36.4 KG<br/>Carton weight: 90 LB   40.82 KG<br/>Carton volume: 8.75 FT³   0.24 MT³</p>                        |   | <b>7889</b><br>Glass top | List price                 |      |      |                        |       |   |                        |   |   |  |  |  |
|   |   |                          | 1283                       |      |      |                        |       |   |                        |   |   |  |  |  |
|   |   |                          | <b>OVERALL DIMENSIONS</b>  |      |      | <b>SEAT DIMENSIONS</b> |       |   | <b>BACK DIMENSIONS</b> |   |   |  |  |  |
|   |   |                          | W                          | D    | H    | W                      | D     | H | W                      | H |   |  |  |  |
| IN 33   | 33  | 15                       | -                          | -    | -    | -                      | -     | - | -                      | - | - |  |  |  |
| MM 838  | 838   | 381                      | -                          | -    | -    | -                      | -     | - | -                      | - | - |  |  |  |
| <b>RTA 1</b>  |   |                          | 1 per carton               |      |      |                        |       |   |                        |   |   |  |  |  |
|  <p><b>Lounge Chair - One Arm</b><br/>COM: 4.9 YD   4.48 M<br/>Unit weight: 55 LB   25 KG<br/>Carton weight: 65 LB   29.48 KG<br/>Carton volume: 21 FT³   0.59 MT³</p>             |  <p><b>7901L</b>      <b>7901R</b></p> <p>Ganging hardware not included.<br/>Armless side can be equipped with ganging brackets, model 7892.</p>   | <b>7901L</b><br>7901R    | 1 2 3 4 5 6 7 8 9 10 11 12 |      |      |                        |       |   |                        |   |   |  |  |  |
|   |   |                          | -                          |      |      |                        |       |   |                        |   |   |  |  |  |
|   |   |                          | <b>OVERALL DIMENSIONS</b>  |      |      | <b>SEAT DIMENSIONS</b> |       |   | <b>BACK DIMENSIONS</b> |   |   |  |  |  |
|   |   |                          | W                          | D    | H    | W                      | D     | H | W                      | H |   |  |  |  |
| IN 26   | 31  | 30                       | 22                         | 19.5 | 17.5 | 22                     | 12.5  |   |                        |   |   |  |  |  |
| MM 660  | 787   | 762                      | 559                        | 495  | 445  | 559                    | 318   |   |                        |   |   |  |  |  |
| <b>RTA 00</b>   |   |                          | 1 per carton               |      |      |                        |       |   |                        |   |   |  |  |  |
|  <p><b>Two Seat Sofa - One Arm</b><br/>COM: 5.25 YD   4.8 M<br/>Unit weight: 95 LB   43.2 KG<br/>Carton weight: 107 LB   48.53 KG<br/>Carton volume: 36 FT³   1.01 MT³</p>         |  <p><b>7890L</b>      <b>7890R</b></p> <p>Ganging hardware not included.<br/>Armless side can be equipped with ganging brackets, model 7892.</p>   | <b>7890L</b><br>7890R    | 1 2 3 4 5 6 7 8 9 10 11 12 |      |      |                        |       |   |                        |   |   |  |  |  |
|   |   |                          | -                          |      |      |                        |       |   |                        |   |   |  |  |  |
|   |   |                          | <b>OVERALL DIMENSIONS</b>  |      |      | <b>SEAT DIMENSIONS</b> |       |   | <b>BACK DIMENSIONS</b> |   |   |  |  |  |
|   |   |                          | W                          | D    | H    | W                      | D     | H | W                      | H |   |  |  |  |
| IN 47.25  | 31  | 30.75                    | 43.25                      | 19.5 | 17.5 | 43.25                  | 13.25 |   |                        |   |   |  |  |  |
| MM 1200   | 787   | 781                      | 1099                       | 495  | 445  | 1099                   | 337   |   |                        |   |   |  |  |  |
| <b>RTA 00</b>   |   |                          | 1 per carton               |      |      |                        |       |   |                        |   |   |  |  |  |
|  <p><b>Three Seat Sofa - One Arm</b><br/>COM: 7.25 YD   6.63 M<br/>Unit weight: 124 LB   56.4 KG<br/>Carton weight: 138 LB   62.6 KG<br/>Carton volume: 50.25 FT³   1.42 MT³</p> |  <p><b>7891L</b>      <b>7891R</b></p> <p>Ganging hardware not included.<br/>Armless side can be equipped with ganging brackets, model 7892.</p> | <b>7891L</b><br>7891R    | 1 2 3 4 5 6 7 8 9 10 11 12 |      |      |                        |       |   |                        |   |   |  |  |  |
|   |   |                          | -                          |      |      |                        |       |   |                        |   |   |  |  |  |
|   |   |                          | <b>OVERALL DIMENSIONS</b>  |      |      | <b>SEAT DIMENSIONS</b> |       |   | <b>BACK DIMENSIONS</b> |   |   |  |  |  |
|   |   |                          | W                          | D    | H    | W                      | D     | H | W                      | H |   |  |  |  |
| IN 68.5   | 31  | 30.75                    | 64.5                       | 19.5 | 17.5 | 64.5                   | 13.25 |   |                        |   |   |  |  |  |
| MM 1740   | 787   | 781                      | 1638                       | 495  | 445  | 1638                   | 337   |   |                        |   |   |  |  |  |
| <b>RTA 00</b>   |   |                          | 1 per carton               |      |      |                        |       |   |                        |   |   |  |  |  |
|  <p><b>Two Seat Bench</b><br/>COM: 2.25 YD   2.06 M<br/>Unit weight: 36 LB   16.4 KG<br/>Carton weight: 42 LB   19.05 KG<br/>Carton volume: 11.5 FT³   0.32 MT³</p>              |   | <b>7893</b>              | 1 2 3 4 5 6 7 8 9 10 11 12 |      |      |                        |       |   |                        |   |   |  |  |  |
|   |   |                          | -                          |      |      |                        |       |   |                        |   |   |  |  |  |
|   |   |                          | <b>OVERALL DIMENSIONS</b>  |      |      | <b>SEAT DIMENSIONS</b> |       |   | <b>BACK DIMENSIONS</b> |   |   |  |  |  |
|   |   |                          | W                          | D    | H    | W                      | D     | H | W                      | H |   |  |  |  |
| IN 43   | 21.5  | 17                       | -                          | -    | -    | -                      | -     |   |                        |   |   |  |  |  |
| MM 1092   | 546   | 432                      | -                          | -    | -    | -                      | -     |   |                        |   |   |  |  |  |
| <b>RTA 00</b>   |   |                          | 1 per carton               |      |      |                        |       |   |                        |   |   |  |  |  |
|  <p><b>Three Seat Bench</b><br/>COM: 3.75 YD   3.43 M<br/>Unit weight: 54 LB   24.5 KG<br/>Carton weight: 62 LB   28.12 KG<br/>Carton volume: 16.75 FT³   0.47 MT³</p>           |   | <b>7894</b>              | 1 2 3 4 5 6 7 8 9 10 11 12 |      |      |                        |       |   |                        |   |   |  |  |  |
|   |   |                          | -                          |      |      |                        |       |   |                        |   |   |  |  |  |
|   |   |                          | <b>OVERALL DIMENSIONS</b>  |      |      | <b>SEAT DIMENSIONS</b> |       |   | <b>BACK DIMENSIONS</b> |   |   |  |  |  |
|   |   |                          | W                          | D    | H    | W                      | D     | H | W                      | H |   |  |  |  |
| IN 64.5   | 21.5  | 17                       | -                          | -    | -    | -                      | -     |   |                        |   |   |  |  |  |
| MM 1638   | 546   | 432                      | -                          | -    | -    | -                      | -     |   |                        |   |   |  |  |  |
| <b>RTA 00</b>   |   |                          | 1 per carton               |      |      |                        |       |   |                        |   |   |  |  |  |

CITISQUARE



model S7875LT



Sample Layout A - Models shown: S7875FUC and S7911



Sample Layout B - Models shown: S7890RFUC, S7862FUC (2), S7897FUC, S7890LFUC and S7912.

STANDARD FEATURES

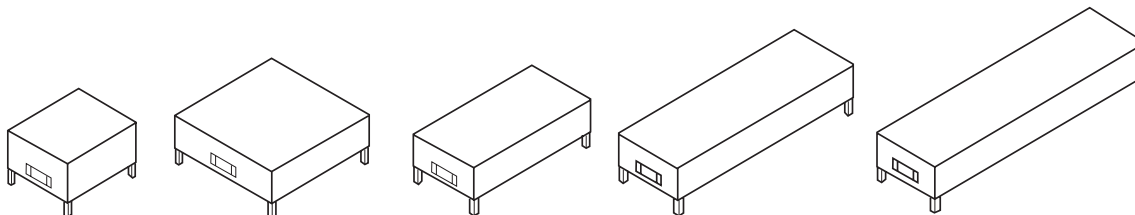
- Fully upholstered lounge series with a complete range of sectional components for all applications. Proportions are compact, 31" deep, work well in public spaces.
- All models have fixed, non-removable cushions.
- Arm height on all models is 25".
- Casters are not available on this series.
- Citi Square seat and table legs are 5" high, single-piece welded frames.
- Citi Square tables are made with high pressure laminate.
- Tables are made from thermally fused laminate, 0.75" thick. Tablet arms measure 12"D x 16.5"W. Available right hand seated (RT), left hand seated (LT) or both right and left hand (LRT).
- Laminate tables and tablets are offered in the following finishes: Absolute Acajou (ACJ), Asian Night (ASN), Avant Cherry (AWC), Avant Honey (AWH), Black (BLK), Blizzard (BZD), Brushed Cobalt (BRC), Clear Maple (CMB), Custom Grey (CGY), Dark Espresso (DES), Designer White (DWT), Fashionista (FAS), First Class (FCL), Noce Biondo (NBL), Noce Grigio (NGL), Noce Leggero (NEL), Noce Medio (NML), Quartered Mahogany (QTM), Sheer Beauty (SBY), Stonedust (SDT), Storm Grey (SOG), Walnut Heights (WHE), White Chocolate (WHC) and Winter Cherry (WCR). Please specify. Custom high pressure laminate finishes will be considered upon request.
- Ganging brackets (#7892) are sold separately. Ganging brackets are to be used on armless seating if interconnection to another armless seating unit is required. Bench and ottomans only gang to other benches/ottomans, cannot gang with seating units. Brackets come with a template for installation.
- Upholstery options: fabric, vinyl or leather. Vinyl and leather models may feature stitch detail across the seat and/or back cushions, if applicable.

OPTIONAL FEATURES

- For highly resilient, high density Ultracell foam on seat, please specify (UC) after the model number. One seater add \$99. Two seater add \$197. Three seater add \$295. Four seater add \$395.
- For leg frame finish options, please see page 374. Upcharges apply for plated finishes:
  - (CHM) Chrome. Add \$131.
  - (BCH) Brushed Chrome. Add \$246 for corner units. Add \$177 for single seat units. Add \$220 for two seat units. Add \$270 for three seat units. Add \$320 for four seat units.
  - (SBR) Satin Brass. Add \$377 for corner units. Add \$281 for single seat units. Add \$381 for two seat units. Add \$481 for three seat units. Add \$581 for four seat units.
  - (ACO) Antique Copper. Add \$377 for corner units. Add \$281 for single seat units. Add \$381 for two seat units. Add \$481 for three seat units. Add \$581 for four seat units.
- For leg frame finish options on occasional tables, please see page 374. Upcharges apply for plated finishes (see models for upcharges).
- Power/USB units are available in tables. Each unit includes two power outlets and two double USB terminals and is equipped with a 6' long three-prong power cord. The power units are available in Jet Black (J1) or White (W1). Add \$729 per unit. Please see electrical placement below for predetermined locations.
- If you would like fabric/vinyl on the shell of a chair with leather seat + back cushions, please submit a multi fabric form (multi fabric grade will apply). Please note: the reverse is not available (leather on the shell of the chair with fabric/vinyl seat + back cushions).

ELECTRICAL PLACEMENT

Coffee/End Tables: Predetermined location is on the end/side of the unit J1 (Black) or W1 (White).



DESCRIPTION

FEATURES

MODEL #

STANDARD TEXTILE GRADES



Ganging Bracket Kit

COM: N/A  
 Unit weight: 0.25 LB | 0.1 KG  
 Carton weight: 0.25 LB | 0.11 KG  
 Carton volume: 0.01 FT³ | 0.0003 MT³

Kit includes 2 brackets, 4 screws and a template. Only one set is needed per unit.

List price

7892 17

OVERALL DIMENSIONS

|    | W   | D    | H  |
|----|-----|------|----|
| IN | 0.5 | 3.87 | 2  |
| MM | 13  | 98   | 51 |

SEAT DIMENSIONS








|  | W | D | H |
|--|---|---|---|
|  | - | - | - |



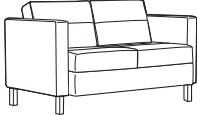
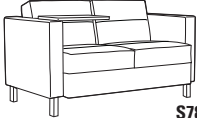

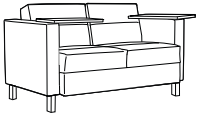

BACK DIMENSIONS

|  | W | H |
|--|---|---|
|  | - | - |

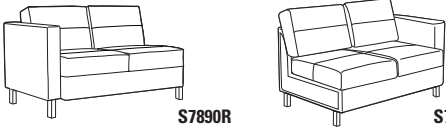
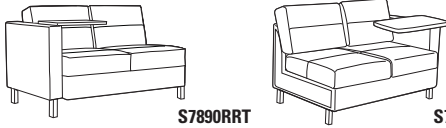

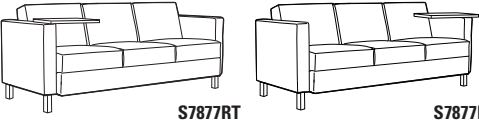
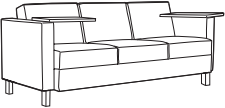
RTA 00


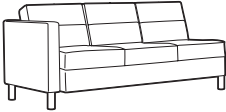
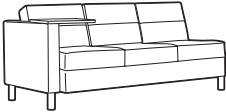
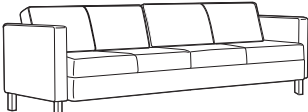
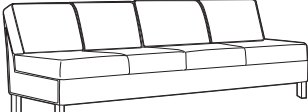


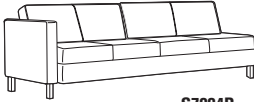
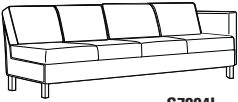
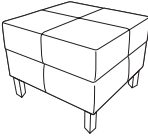


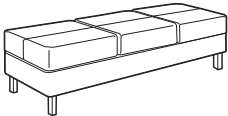
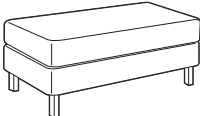
| DESCRIPTION  | FEATURES   | MODEL#  | STANDARD TEXTILE GRADES   |                           |          |                        |                        |          |                        |                        |          |      |      |      |      |
|--|--|---|---------------------------|---------------------------|----------|------------------------|------------------------|----------|------------------------|------------------------|----------|------|------|------|------|
|  |  |   | 1                         | 2                         | 3        | 4                      | 5                      | 6        | 7                      | 8                      | 9        | 10   | 11   | 12   |      |
|  <p><b>Linking Corner Unit</b><br/>COM: 6.25 YD   5.72 M<br/>Unit weight: 65 LB   29.5 KG<br/>Carton weight: 75 LB   34.02 KG<br/>Carton volume: 30.25 FT³   0.85 MT³</p> | Ganging hardware not included.<br><br>Armless side(s) can be equipped with ganging brackets, model 7892. | S7862   | -                         | -                         | -        | -                      | 1792                   | 2086     | 2380                   | 2636                   | 2955     | 3255 | 3661 | 4236 |      |
|  |  |   | <b>OVERALL DIMENSIONS</b> |                           |          | <b>SEAT DIMENSIONS</b> |                        |          | <b>BACK DIMENSIONS</b> |                        |          |      |      |      |      |
|  |  |   | <b>W</b>                  | <b>D</b>                  | <b>H</b> | <b>W</b>               | <b>D</b>               | <b>H</b> | <b>W</b>               | <b>H</b>               |          |      |      |      |      |
|  |  |   | IN 37                     | 37                        | 31       | 26                     | 26                     | 17.5     | 26                     | 13.5                   |          |      |      |      |      |
|  |  |   | MM 940                    | 940                       | 787      | 660                    | 660                    | 445      | 660                    | 343                    |          |      |      |      |      |
| <b>RTA 00</b>  |  | 1 per carton  |                           |                           |          |                        |                        |          |                        |                        |          |      |      |      |      |
|  <p><b>Single Seat w/Arms</b><br/>COM: 4.5 YD   4.11 M<br/>Unit weight: 71 LB   32.3 KG<br/>Carton weight: 81 LB   36.74 KG<br/>Carton volume: 21 FT³   0.59 MT³</p>      | Freestanding unit only.  | S7875   | -                         | -                         | -        | -                      | 1265                   | 1477     | 1688                   | 1873                   | 2102     | 2318 | 2611 | 3025 |      |
|  |  |   | <b>OVERALL DIMENSIONS</b> |                           |          | <b>SEAT DIMENSIONS</b> |                        |          | <b>BACK DIMENSIONS</b> |                        |          |      |      |      |      |
|  |  |   | <b>W</b>                  | <b>D</b>                  | <b>H</b> | <b>W</b>               | <b>D</b>               | <b>H</b> | <b>W</b>               | <b>H</b>               |          |      |      |      |      |
|  |  |   | IN 30                     | 31                        | 30       | 22                     | 19.5                   | 17.5     | 22                     | 12.5                   |          |      |      |      |      |
|  |  |   | MM 762                    | 787                       | 762      | 559                    | 495                    | 445      | 559                    | 318                    |          |      |      |      |      |
| <b>RTA 00</b>  |  | 1 per carton  |                           |                           |          |                        |                        |          |                        |                        |          |      |      |      |      |
|  <p><b>S7875RT</b></p>  |  <p><b>S7875LT</b></p>  | Freestanding unit only.   | S7875LT<br>S7875RT        | -                         | -        | -                      | -                      | 1676     | 1888                   | 2099                   | 2284     | 2513 | 2729 | 3022 | 3436 |
|  |  |   |                           | <b>OVERALL DIMENSIONS</b> |          |                        | <b>SEAT DIMENSIONS</b> |          |                        | <b>BACK DIMENSIONS</b> |          |      |      |      |      |
|  |  |   |                           | <b>W</b>                  | <b>D</b> | <b>H</b>               | <b>W</b>               | <b>D</b> | <b>H</b>               | <b>W</b>               | <b>H</b> |      |      |      |      |
|  |  |   |                           | IN 31.5                   | 33.5     | 30                     | 22                     | 19.5     | 17.5                   | 22                     | 12.5     |      |      |      |      |
|  |  |   |                           | MM 800                    | 851      | 762                    | 559                    | 495      | 445                    | 559                    | 318      |      |      |      |      |
| <b>RTA 00</b>  |  | 1 per carton  |                           |                           |          |                        |                        |          |                        |                        |          |      |      |      |      |
|  <p><b>Armless Single Seat</b><br/>COM: 3 YD   2.74 M<br/>Unit weight: 39 LB   17.7 KG<br/>Carton weight: 45 LB   20.41 KG<br/>Carton volume: 15.5 FT³   0.43 MT³</p>   | Ganging hardware not included.<br><br>Armless side(s) can be equipped with ganging brackets, model 7892. | S7895   | -                         | -                         | -        | -                      | 1265                   | 1406     | 1547                   | 1670                   | 1823     | 1967 | 2162 | 2438 |      |
|  |  |   | <b>OVERALL DIMENSIONS</b> |                           |          | <b>SEAT DIMENSIONS</b> |                        |          | <b>BACK DIMENSIONS</b> |                        |          |      |      |      |      |
|  |  |   | <b>W</b>                  | <b>D</b>                  | <b>H</b> | <b>W</b>               | <b>D</b>               | <b>H</b> | <b>W</b>               | <b>H</b>               |          |      |      |      |      |
|  |  |   | IN 22                     | 31                        | 30.75    | 22                     | 18.5                   | 17.5     | 22                     | 12.5                   |          |      |      |      |      |
|  |  |   | MM 559                    | 787                       | 781      | 559                    | 470                    | 445      | 559                    | 318                    |          |      |      |      |      |
| <b>RTA 00</b>  |  | 1 per carton  |                           |                           |          |                        |                        |          |                        |                        |          |      |      |      |      |
|  <p><b>S7901R</b></p>   |  <p><b>S7901L</b></p> | Ganging hardware not included.<br><br>Armless side can be equipped with ganging brackets, model 7892. | S7901L<br>S7901R          | -                         | -        | -                      | -                      | 1265     | 1453                   | 1641                   | 1805     | 2009 | 2201 | 2461 | 2829 |
|  |  |   |                           | <b>OVERALL DIMENSIONS</b> |          |                        | <b>SEAT DIMENSIONS</b> |          |                        | <b>BACK DIMENSIONS</b> |          |      |      |      |      |
|  |  |   |                           | <b>W</b>                  | <b>D</b> | <b>H</b>               | <b>W</b>               | <b>D</b> | <b>H</b>               | <b>W</b>               | <b>H</b> |      |      |      |      |
|  |  |   |                           | IN 26                     | 31       | 30.75                  | 22                     | 19.5     | 17.5                   | 22                     | 12.5     |      |      |      |      |
|  |  |   |                           | MM 660                    | 787      | 781                    | 559                    | 495      | 445                    | 559                    | 318      |      |      |      |      |
| <b>RTA 00</b>  |  | 1 per carton  |                           |                           |          |                        |                        |          |                        |                        |          |      |      |      |      |

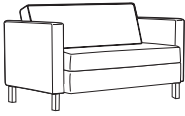


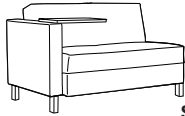


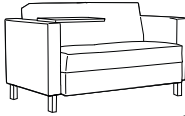
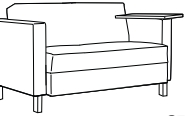
| DESCRIPTION   | FEATURES  | MODEL#                              | STANDARD TEXTILE GRADES                         |  |  |  |   |   |   |      |      |      |      |      |      |      |      |
|---|---|-------------------------------------|---|--|--|--|---|---|---|------|------|------|------|------|------|------|------|
|   |   |                                     | 1   | 2  | 3  | 4  | 5 | 6 | 7 | 8    | 9    | 10   | 11   | 12   |      |      |      |
|  <p><b>S7901RRT</b></p> <p><b>Single Seat w/One Arm &amp; Laminate Tablet</b><br/>                     COM: 4 YD   3.66 M<br/>                     Unit weight: 63 LB   28.6 KG<br/>                     Carton weight: 73 LB   33.11 KG<br/>                     Carton volume: 22.5 FT³   0.63 MT³</p>     |  <p><b>S7901LLT</b></p> <p>Ganging hardware not included.<br/><br/>                     Armless side(s) can be equipped with ganging brackets, model 7892.</p> | <p><b>S7901LLT</b><br/>S7901RRT</p> | 1   | 2  | 3  | 4  | 5 | 6 | 7 | 8    | 9    | 10   | 11   | 12   |      |      |      |
|   |   |                                     | <p><b>OVERALL DIMENSIONS</b></p> <p>W D H</p>   | <p><b>SEAT DIMENSIONS</b></p> <p>W D H</p> | <p><b>BACK DIMENSIONS</b></p> <p>W H</p> | -  | - | - | - | 1676 | 1864 | 2052 | 2216 | 2420 | 2612 | 2872 | 3240 |
|   |   |                                     | <p>IN 27.5 31 30.75</p> <p>MM 699 787 781</p>   | <p>22 19.5 17.5</p> <p>559 495 445</p>     | <p>22 12.5</p> <p>559 318</p>            | <p><b>RTA 00</b></p> <p>1 per carton</p> |   |   |   |      |      |      |      |      |      |      |      |
|   |   |                                     |   |  |  |  |   |   |   |      |      |      |      |      |      |      |      |
|  <p><b>S7876</b></p> <p><b>Two Seater w/Arms</b><br/>                     COM: 6.25 YD   5.72 M<br/>                     Unit weight: 110 LB   50 KG<br/>                     Carton weight: 122 LB   55.34 KG<br/>                     Carton volume: 36 FT³   1.01 MT³</p>                                 | <p>Freestanding unit only.</p>  | <p><b>S7876</b></p>                 | 1   | 2  | 3  | 4  | 5 | 6 | 7 | 8    | 9    | 10   | 11   | 12   |      |      |      |
|   |   |                                     | <p><b>OVERALL DIMENSIONS</b></p> <p>W D H</p>   | <p><b>SEAT DIMENSIONS</b></p> <p>W D H</p> | <p><b>BACK DIMENSIONS</b></p> <p>W H</p> | -  | - | - | - | 1792 | 2086 | 2380 | 2636 | 2955 | 3255 | 3661 | 4236 |
|   |   |                                     | <p>IN 51.25 31 30</p> <p>MM 1302 787 762</p>    | <p>43.25 19.5 17.5</p> <p>1099 495 445</p> | <p>43.25 12.5</p> <p>1099 318</p>        | <p><b>RTA 00</b></p> <p>1 per carton</p> |   |   |   |      |      |      |      |      |      |      |      |
|   |   |                                     |   |  |  |  |   |   |   |      |      |      |      |      |      |      |      |
|  <p><b>S7876RT</b></p> <p><b>Two Seater w/Arms &amp; Laminate Tablet</b><br/>                     COM: 6.25 YD   5.72 M<br/>                     Unit weight: 118 LB   53.6 KG<br/>                     Carton weight: 130 LB   58.97 KG<br/>                     Carton volume: 41.25 FT³   1.16 MT³</p>    |  <p><b>S7876LT</b></p> <p>Freestanding unit only.</p>  | <p><b>S7876LT</b><br/>S7876RT</p>   | 1   | 2  | 3  | 4  | 5 | 6 | 7 | 8    | 9    | 10   | 11   | 12   |      |      |      |
|   |   |                                     | <p><b>OVERALL DIMENSIONS</b></p> <p>W D H</p>   | <p><b>SEAT DIMENSIONS</b></p> <p>W D H</p> | <p><b>BACK DIMENSIONS</b></p> <p>W H</p> | -  | - | - | - | 2202 | 2496 | 2790 | 3046 | 3365 | 3665 | 4071 | 4646 |
|   |   |                                     | <p>IN 52.75 33.5 30</p> <p>MM 1340 851 762</p>  | <p>43.25 19.5 17.5</p> <p>1099 495 445</p> | <p>43.25 12.5</p> <p>1099 318</p>        | <p><b>RTA 00</b></p> <p>1 per carton</p> |   |   |   |      |      |      |      |      |      |      |      |
|   |   |                                     |   |  |  |  |   |   |   |      |      |      |      |      |      |      |      |
|  <p><b>S7876LRT</b></p> <p><b>Two Seater w/Arms &amp; Laminate Tablets</b><br/>                     COM: 6.25 YD   5.72 M<br/>                     Unit weight: 126 LB   57.3 KG<br/>                     Carton weight: 138 LB   62.6 KG<br/>                     Carton volume: 41.25 FT³   1.16 MT³</p> | <p>Freestanding unit only.</p> <p>Left and right tablets.</p>   | <p><b>S7876LRT</b></p>              | 1   | 2  | 3  | 4  | 5 | 6 | 7 | 8    | 9    | 10   | 11   | 12   |      |      |      |
|   |   |                                     | <p><b>OVERALL DIMENSIONS</b></p> <p>W D H</p>   | <p><b>SEAT DIMENSIONS</b></p> <p>W D H</p> | <p><b>BACK DIMENSIONS</b></p> <p>W H</p> | -  | - | - | - | 2614 | 2908 | 3202 | 3458 | 3777 | 4077 | 4483 | 5058 |
|   |   |                                     | <p>IN 54.25 33.5 30</p> <p>MM 1378 851 762</p>  | <p>43.25 19.5 17.5</p> <p>1099 495 445</p> | <p>43.25 12.5</p> <p>1099 318</p>        | <p><b>RTA 00</b></p> <p>1 per carton</p> |   |   |   |      |      |      |      |      |      |      |      |
|   |   |                                     |   |  |  |  |   |   |   |      |      |      |      |      |      |      |      |
|  <p><b>S7896</b></p> <p><b>Armless Two Seater</b><br/>                     COM: 5 YD   4.57 M<br/>                     Unit weight: 78 LB   35.5 KG<br/>                     Carton weight: 90 LB   40.82 KG<br/>                     Carton volume: 36 FT³   1.01 MT³</p>                                 | <p>Ganging hardware not included.</p> <p>Armless side(s) can be equipped with ganging brackets, model 7892.</p>   | <p><b>S7896</b></p>                 | 1   | 2  | 3  | 4  | 5 | 6 | 7 | 8    | 9    | 10   | 11   | 12   |      |      |      |
|   |   |                                     | <p><b>OVERALL DIMENSIONS</b></p> <p>W D H</p>   | <p><b>SEAT DIMENSIONS</b></p> <p>W D H</p> | <p><b>BACK DIMENSIONS</b></p> <p>W H</p> | -  | - | - | - | 1792 | 2027 | 2262 | 2467 | 2722 | 2962 | 3287 | 3747 |
|   |   |                                     | <p>IN 43.25 31 30.75</p> <p>MM 1099 787 781</p> | <p>43.25 19.5 17.5</p> <p>1099 495 445</p> | <p>43.25 13.25</p> <p>1099 337</p>       | <p><b>RTA 00</b></p> <p>1 per carton</p> |   |   |   |      |      |      |      |      |      |      |      |
|   |   |                                     |   |  |  |  |   |   |   |      |      |      |      |      |      |      |      |

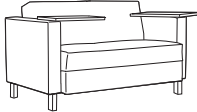
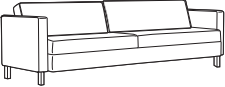
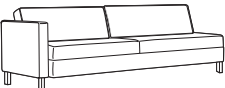
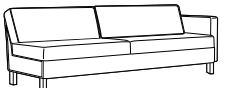
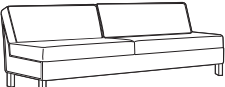
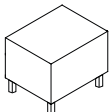


| DESCRIPTION  | FEATURES  | MODEL#                      | STANDARD TEXTILE GRADES   |              |          |                        |          |          |                        |          |      |      |      |      |
|--|---|-----------------------------|---------------------------|--------------|----------|------------------------|----------|----------|------------------------|----------|------|------|------|------|
|  |   |                             | 1                         | 2            | 3        | 4                      | 5        | 6        | 7                      | 8        | 9    | 10   | 11   | 12   |
|  <p><b>S7890R</b>                      <b>S7890L</b></p> <p><b>Two Seater w/One Arm</b><br/>COM: 5.25 YD   4.8 M<br/>Unit weight: 94 LB   42.7 KG<br/>Carton weight: 106 LB   48.08 KG<br/>Carton volume: 36 FT³   1.01 MT³</p>                             | <p>Ganging hardware not included.</p> <p>Armless side can be equipped with ganging brackets, model 7892.</p>    | <b>S7890L</b><br>S7890R     | -                         | -            | -        | -                      | 1792     | 2039     | 2286                   | 2501     | 2769 | 3021 | 3362 | 3845 |
|  |   |                             | <b>OVERALL DIMENSIONS</b> |              |          | <b>SEAT DIMENSIONS</b> |          |          | <b>BACK DIMENSIONS</b> |          |      |      |      |      |
|  |   |                             | <b>W</b>                  | <b>D</b>     | <b>H</b> | <b>W</b>               | <b>D</b> | <b>H</b> | <b>W</b>               | <b>H</b> |      |      |      |      |
|  |   |                             | IN 47.25                  | 31           | 30.75    | 43.25                  | 19.5     | 17.5     | 43.25                  | 13.25    |      |      |      |      |
|  |   |                             | MM 1200                   | 787          | 781      | 1099                   | 495      | 445      | 1099                   | 337      |      |      |      |      |
|  |   |                             | <b>RTA 00</b>             | 1 per carton |          |                        |          |          |                        |          |      |      |      |      |
|  <p><b>S7890RRT</b>                      <b>S7890LLT</b></p> <p><b>Two Seater w/One Arm and Laminate Tablet</b><br/>COM: 5.25 YD   4.8 M<br/>Unit weight: 102 LB   46.4 KG<br/>Carton weight: 114 LB   51.71 KG<br/>Carton volume: 41.25 FT³   1.16 MT³</p> | <p>Ganging hardware not included.</p> <p>Armless side(s) can be equipped with ganging brackets, model 7892.</p> | <b>S7890LLT</b><br>S7890RRT | -                         | -            | -        | -                      | 2202     | 2449     | 2696                   | 2911     | 3179 | 3431 | 3772 | 4255 |
|  |   |                             | <b>OVERALL DIMENSIONS</b> |              |          | <b>SEAT DIMENSIONS</b> |          |          | <b>BACK DIMENSIONS</b> |          |      |      |      |      |
|  |   |                             | <b>W</b>                  | <b>D</b>     | <b>H</b> | <b>W</b>               | <b>D</b> | <b>H</b> | <b>W</b>               | <b>H</b> |      |      |      |      |
|  |   |                             | IN 48.75                  | 33.5         | 30.75    | 43.25                  | 19.5     | 17.5     | 43.25                  | 13.25    |      |      |      |      |
|  |   |                             | MM 1238                   | 851          | 781      | 1099                   | 495      | 445      | 1099                   | 337      |      |      |      |      |
|  |   |                             | <b>RTA 00</b>             | 1 per carton |          |                        |          |          |                        |          |      |      |      |      |
|  <p><b>S7877</b></p> <p><b>Three Seater w/Arms</b><br/>COM: 8.75 YD   8 M<br/>Unit weight: 149 LB   67.7 KG<br/>Carton weight: 163 LB   73.94 KG<br/>Carton volume: 50.25 FT³   1.42 MT³</p>  | <p>Freestanding unit only.</p>  | <b>S7877</b>                | -                         | -            | -        | -                      | 2316     | 2727     | 3139                   | 3497     | 3944 | 4364 | 4932 | 5737 |
|  |   |                             | <b>OVERALL DIMENSIONS</b> |              |          | <b>SEAT DIMENSIONS</b> |          |          | <b>BACK DIMENSIONS</b> |          |      |      |      |      |
|  |   |                             | <b>W</b>                  | <b>D</b>     | <b>H</b> | <b>W</b>               | <b>D</b> | <b>H</b> | <b>W</b>               | <b>H</b> |      |      |      |      |
|  |   |                             | IN 72.5                   | 31           | 30       | 64.5                   | 19.5     | 17.5     | 64.5                   | 12.5     |      |      |      |      |
|  |   |                             | MM 1842                   | 787          | 762      | 1638                   | 495      | 445      | 1638                   | 318      |      |      |      |      |
|  |   |                             | <b>RTA 00</b>             | 1 per carton |          |                        |          |          |                        |          |      |      |      |      |
|  <p><b>S7877RT</b>                      <b>S7877LT</b></p> <p><b>Three Seater w/Arms and Laminate Tablet</b><br/>COM: 8.75 YD   8 M<br/>Unit weight: 157 LB   71.4 KG<br/>Carton weight: 171 LB   77.56 KG<br/>Carton volume: 55.5 FT³   1.57 MT³</p>     | <p>Freestanding unit only.</p>  | <b>S7877LT</b><br>S7877RT   | -                         | -            | -        | -                      | 2727     | 3138     | 3550                   | 3908     | 4355 | 4775 | 5343 | 6148 |
|  |   |                             | <b>OVERALL DIMENSIONS</b> |              |          | <b>SEAT DIMENSIONS</b> |          |          | <b>BACK DIMENSIONS</b> |          |      |      |      |      |
|  |   |                             | <b>W</b>                  | <b>D</b>     | <b>H</b> | <b>W</b>               | <b>D</b> | <b>H</b> | <b>W</b>               | <b>H</b> |      |      |      |      |
|  |   |                             | IN 74                     | 33.5         | 30       | 64.5                   | 19.5     | 17.5     | 64.5                   | 12.5     |      |      |      |      |
|  |   |                             | MM 1880                   | 851          | 762      | 1638                   | 495      | 445      | 1638                   | 318      |      |      |      |      |
|  |   |                             | <b>RTA 00</b>             | 1 per carton |          |                        |          |          |                        |          |      |      |      |      |
|  <p><b>S7877LRT</b></p> <p><b>Three Seater w/Arms and Laminate Tablets</b><br/>COM: 8.75 YD   8 M<br/>Unit weight: 165 LB   75 KG<br/>Carton weight: 179 LB   81.19 KG<br/>Carton volume: 55.5 FT³   1.57 MT³</p>   | <p>Freestanding unit only.</p> <p>Left and right tablets.</p>   | <b>S7877LRT</b>             | -                         | -            | -        | -                      | 3138     | 3549     | 3961                   | 4319     | 4766 | 5186 | 5754 | 6559 |
|  |   |                             | <b>OVERALL DIMENSIONS</b> |              |          | <b>SEAT DIMENSIONS</b> |          |          | <b>BACK DIMENSIONS</b> |          |      |      |      |      |
|  |   |                             | <b>W</b>                  | <b>D</b>     | <b>H</b> | <b>W</b>               | <b>D</b> | <b>H</b> | <b>W</b>               | <b>H</b> |      |      |      |      |
|  |   |                             | IN 75.5                   | 33.5         | 30       | 64.5                   | 19.5     | 17.5     | 64.5                   | 12.5     |      |      |      |      |
|  |   |                             | MM 1918                   | 851          | 762      | 1638                   | 495      | 445      | 1638                   | 318      |      |      |      |      |
|  |   |                             | <b>RTA 00</b>             | 1 per carton |          |                        |          |          |                        |          |      |      |      |      |

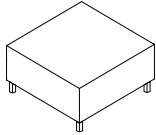
| DESCRIPTION  | FEATURES   | MODEL#                      | STANDARD TEXTILE GRADES   |              |              |                        |             |             |                        |              |      |      |      |      |
|--|--|-----------------------------|---------------------------|--------------|--------------|------------------------|-------------|-------------|------------------------|--------------|------|------|------|------|
|  |  |                             | 1                         | 2            | 3            | 4                      | 5           | 6           | 7                      | 8            | 9    | 10   | 11   | 12   |
|  <p><b>Armless Three Seater</b><br/>                     COM: 8.25 YD   7.54 M<br/>                     Unit weight: 117 LB   53.2 KG<br/>                     Carton weight: 131 LB   59.42 KG<br/>                     Carton volume: 50.25 FT³   1.42 MT³</p>                      | Ganging hardware not included.<br><br>Armless side(s) can be equipped with ganging brackets, model 7892. | <b>S7897</b>                | -                         | -            | -            | -                      | 2316        | 2704        | 3092                   | 3430         | 3851 | 4247 | 4783 | 5542 |
|  |  |                             | <b>OVERALL DIMENSIONS</b> |              |              | <b>SEAT DIMENSIONS</b> |             |             | <b>BACK DIMENSIONS</b> |              |      |      |      |      |
|  |  |                             | <b>W</b>                  | <b>D</b>     | <b>H</b>     | <b>W</b>               | <b>D</b>    | <b>H</b>    | <b>W</b>               | <b>H</b>     |      |      |      |      |
|  |  |                             | IN 64.5<br>MM 1638        | 31<br>787    | 30.75<br>781 | 64.5<br>1638           | 19.5<br>495 | 17.5<br>445 | 64.5<br>1638           | 13.25<br>337 |      |      |      |      |
|  |  |                             | <b>RTA 00</b>             | 1 per carton |              |                        |             |             |                        |              |      |      |      |      |
|  <p><b>Three Seater w/One Arm</b><br/>                     COM: 7.25 YD   6.63 M<br/>                     Unit weight: 133 LB   60.5 KG<br/>                     Carton weight: 147 LB   66.68 KG<br/>                     Carton volume: 50.25 FT³   1.42 MT³</p>                    | Ganging hardware not included.<br><br>Armless side can be equipped with ganging brackets, model 7892.    | <b>S7891L</b><br>S7891R     | -                         | -            | -            | -                      | 2316        | 2657        | 2998                   | 3295         | 3665 | 4013 | 4484 | 5151 |
|  |  |                             | <b>OVERALL DIMENSIONS</b> |              |              | <b>SEAT DIMENSIONS</b> |             |             | <b>BACK DIMENSIONS</b> |              |      |      |      |      |
|  |  |                             | <b>W</b>                  | <b>D</b>     | <b>H</b>     | <b>W</b>               | <b>D</b>    | <b>H</b>    | <b>W</b>               | <b>H</b>     |      |      |      |      |
|  |  |                             | IN 68.5<br>MM 1740        | 31<br>787    | 30.75<br>781 | 64.5<br>1638           | 19.5<br>495 | 17.5<br>445 | 64.5<br>1638           | 13.25<br>337 |      |      |      |      |
|  |  |                             | <b>RTA 00</b>             | 1 per carton |              |                        |             |             |                        |              |      |      |      |      |
|  <p><b>Three Seater w/One Arm and Laminate Tablet</b><br/>                     COM: 7.25 YD   6.63 M<br/>                     Unit weight: 141 LB   64.1 KG<br/>                     Carton weight: 155 LB   70.31 KG<br/>                     Carton volume: 55.5 FT³   1.57 MT³</p> | Ganging hardware not included.<br><br>Armless side(s) can be equipped with ganging brackets, model 7892. | <b>S7891LLT</b><br>S7891RRT | -                         | -            | -            | -                      | 2727        | 3068        | 3409                   | 3706         | 4076 | 4424 | 4895 | 5562 |
|  |  |                             | <b>OVERALL DIMENSIONS</b> |              |              | <b>SEAT DIMENSIONS</b> |             |             | <b>BACK DIMENSIONS</b> |              |      |      |      |      |
|  |  |                             | <b>W</b>                  | <b>D</b>     | <b>H</b>     | <b>W</b>               | <b>D</b>    | <b>H</b>    | <b>W</b>               | <b>H</b>     |      |      |      |      |
|  |  |                             | IN 70<br>MM 1778          | 31<br>787    | 30.75<br>781 | 64.5<br>1638           | 19.5<br>495 | 17.5<br>445 | 64.5<br>1638           | 13.25<br>337 |      |      |      |      |
|  |  |                             | <b>RTA 00</b>             | 1 per carton |              |                        |             |             |                        |              |      |      |      |      |
|  <p><b>Four Seater w/Arms</b><br/>                     COM: 10.25 YD   9.37 M<br/>                     Unit weight: 188 LB   85.5 KG<br/>                     Carton weight: 204 LB   92.53 KG<br/>                     Carton volume: 69 FT³   1.95 MT³</p>                        | Freestanding unit only.  | <b>S7884</b>                | -                         | -            | -            | -                      | 3293        | 3775        | 4257                   | 4677         | 5200 | 5692 | 6358 | 7301 |
|  |  |                             | <b>OVERALL DIMENSIONS</b> |              |              | <b>SEAT DIMENSIONS</b> |             |             | <b>BACK DIMENSIONS</b> |              |      |      |      |      |
|  |  |                             | <b>W</b>                  | <b>D</b>     | <b>H</b>     | <b>W</b>               | <b>D</b>    | <b>H</b>    | <b>W</b>               | <b>H</b>     |      |      |      |      |
|  |  |                             | IN 93.5<br>MM 2375        | 31<br>787    | 30<br>762    | 85.5<br>2172           | 19.5<br>495 | 17.5<br>445 | 85.5<br>2172           | 12.5<br>318  |      |      |      |      |
|  |  |                             | <b>RTA 00</b>             | 1 per carton |              |                        |             |             |                        |              |      |      |      |      |
|  <p><b>Armless Four Seater</b><br/>                     COM: 8.75 YD   8 M<br/>                     Unit weight: 156 LB   70.9 KG<br/>                     Carton weight: 172 LB   78.02 KG<br/>                     Carton volume: 61.5 FT³   1.74 MT³</p>                         | Ganging hardware not included.<br><br>Armless side(s) can be equipped with ganging brackets, model 7892. | <b>S7884NA</b>              | -                         | -            | -            | -                      | 3293        | 3704        | 4116                   | 4474         | 4921 | 5341 | 5909 | 6714 |
|  |  |                             | <b>OVERALL DIMENSIONS</b> |              |              | <b>SEAT DIMENSIONS</b> |             |             | <b>BACK DIMENSIONS</b> |              |      |      |      |      |
|  |  |                             | <b>W</b>                  | <b>D</b>     | <b>H</b>     | <b>W</b>               | <b>D</b>    | <b>H</b>    | <b>W</b>               | <b>H</b>     |      |      |      |      |
|  |  |                             | IN 85.5<br>MM 2172        | 31<br>787    | 30.75<br>781 | 85.5<br>2172           | 19.5<br>495 | 17.5<br>445 | 85.5<br>2172           | 12.5<br>318  |      |      |      |      |
|  |  |                             | <b>RTA 00</b>             | 1 per carton |              |                        |             |             |                        |              |      |      |      |      |

| DESCRIPTION   | FEATURES   | MODEL#                          | STANDARD TEXTILE GRADES                       |   |              |  |      |      |  |      |      |      |      |      |  |
|---|--|---------------------------------|---|---|--------------|--|------|------|--|------|------|------|------|------|--|
|   |  |                                 | 1   | 2   | 3            | 4  | 5    | 6    | 7  | 8    | 9    | 10   | 11   | 12   |  |
|  <p><b>S7884R</b></p> <p><b>Four Seater w/One Arm</b><br/>COM: 9.5 YD   8.69 M<br/>Unit weight: 172 LB   78.2 KG<br/>Carton weight: 188 LB   85.28 KG<br/>Carton volume: 69 FT³   1.95 MT³</p> |  <p><b>S7884L</b></p> <p>Ganging hardware not included.<br/>Armless side can be equipped with ganging brackets, model 7892.</p> | <p><b>S7884L</b><br/>S7884R</p> | -   | -   | -            | -  | 3293 | 3740 | 4186                                     | 4576 | 5060 | 5516 | 6134 | 7008 |  |
|   |  |                                 | <p><b>OVERALL DIMENSIONS</b></p> <p>W D H</p> |   |              | <p><b>SEAT DIMENSIONS</b></p> <p>W D H</p> |      |      | <p><b>BACK DIMENSIONS</b></p> <p>W H</p> |      |      |      |      |      |  |
|   |  |                                 | IN 89.5                                       | 31  | 30.75        | 85.8                                       | 19.5 | 17.5 | 85.8                                     | 12.5 |      |      |      |      |  |
|   |  |                                 | MM 2273                                       | 787   | 781          | 2179                                       | 495  | 445  | 2179                                     | 318  |      |      |      |      |  |
|   |  |                                 | <b>RTA 00</b>                                 | 1 per carton  |              |  |      |      |  |      |      |      |      |      |  |
|  <p><b>Square Ottoman</b><br/>COM: 1.5 YD   1.37 M<br/>Unit weight: 23 LB   10.5 KG<br/>Carton weight: 27 LB   12.25 KG<br/>Carton volume: 7.5 FT³   0.21 MT³</p>                              | <p>Ganging hardware not included.<br/>Side(s) can be equipped with ganging brackets, model 7892. Does not gang to seating units.</p>   | <p><b>S7879</b></p>             | -   | -   | -            | -  | 704  | 775  | 845                                      | 907  | 983  | 1055 | 1153 | 1291 |  |
|   |  |                                 | <p><b>OVERALL DIMENSIONS</b></p> <p>W D H</p> |   |              | <p><b>SEAT DIMENSIONS</b></p> <p>W D H</p> |      |      | <p><b>BACK DIMENSIONS</b></p> <p>W H</p> |      |      |      |      |      |  |
|   |  |                                 | IN 22   | 22  | 17           | -  | -    | -    | -  | -    |      |      |      |      |  |
|   |  |                                 | MM 559  | 559   | 432          | -  | -    | -    | -  | -    |      |      |      |      |  |
|   |  |                                 | <b>RTA 00</b>                                 |  | 1 per carton |  |      |      |  |      |      |      |      |      |  |
|  <p><b>Two Seater Bench</b><br/>COM: 2.25 YD   2.06 M<br/>Unit weight: 36 LB   16.4 KG<br/>Carton weight: 42 LB   19.05 KG<br/>Carton volume: 11.5 FT³   0.32 MT³</p>                          | <p>Ganging hardware not included.<br/>Side(s) can be equipped with ganging brackets, model 7892. Does not gang to seating units.</p>   | <p><b>S7893</b></p>             | -   | -   | -            | -  | 1037 | 1143 | 1249                                     | 1341 | 1456 | 1564 | 1710 | 1917 |  |
|   |  |                                 | <p><b>OVERALL DIMENSIONS</b></p> <p>W D H</p> |   |              | <p><b>SEAT DIMENSIONS</b></p> <p>W D H</p> |      |      | <p><b>BACK DIMENSIONS</b></p> <p>W H</p> |      |      |      |      |      |  |
|   |  |                                 | IN 43   | 21.5  | 17           | -  | -    | -    | -  | -    |      |      |      |      |  |
|   |  |                                 | MM 1092                                       | 546   | 432          | -  | -    | -    | -  | -    |      |      |      |      |  |
|   |  |                                 | <b>RTA 00</b>                                 | 1 per carton  |              |  |      |      |  |      |      |      |      |      |  |
|  <p><b>Three Seater Bench</b><br/>COM: 3.75 YD   3.43 M<br/>Unit weight: 54 LB   24.5 KG<br/>Carton weight: 62 LB   28.12 KG<br/>Carton volume: 16.75 FT³   0.47 MT³</p>                     | <p>Ganging hardware not included.<br/>Side(s) can be equipped with ganging brackets, model 7892. Does not gang to seating units.</p>   | <p><b>S7894</b></p>             | -   | -   | -            | -  | 1473 | 1649 | 1826                                     | 1979 | 2171 | 2351 | 2594 | 2939 |  |
|   |  |                                 | <p><b>OVERALL DIMENSIONS</b></p> <p>W D H</p> |   |              | <p><b>SEAT DIMENSIONS</b></p> <p>W D H</p> |      |      | <p><b>BACK DIMENSIONS</b></p> <p>W H</p> |      |      |      |      |      |  |
|   |  |                                 | IN 64.5                                       | 21.5  | 17           | -  | -    | -    | -  | -    |      |      |      |      |  |
|   |  |                                 | MM 1638                                       | 546   | 432          | -  | -    | -    | -  | -    |      |      |      |      |  |
|   |  |                                 | <b>RTA 00</b>                                 | 1 per carton  |              |  |      |      |  |      |      |      |      |      |  |
|  <p><b>Two Seater Bench - Single Cushion</b><br/>COM: 2.25 YD   2.06 M<br/>Unit weight: 36 LB   16.4 KG<br/>Carton weight: 42 LB   19.05 KG<br/>Carton volume: 11.5 FT³   0.32 MT³</p>       | <p>Ganging hardware not included.<br/>Side(s) can be equipped with ganging brackets, model 7892. Does not gang to seating units.</p>   | <p><b>S7905</b></p>             | -   | -   | -            | -  | 1037 | 1143 | 1249                                     | 1341 | 1456 | 1564 | 1710 | 1917 |  |
|   |  |                                 | <p><b>OVERALL DIMENSIONS</b></p> <p>W D H</p> |   |              | <p><b>SEAT DIMENSIONS</b></p> <p>W D H</p> |      |      | <p><b>BACK DIMENSIONS</b></p> <p>W H</p> |      |      |      |      |      |  |
|   |  |                                 | IN 43   | 21.5  | 17           | -  | -    | -    | -  | -    |      |      |      |      |  |
|   |  |                                 | MM 1092                                       | 546   | 432          | -  | -    | -    | -  | -    |      |      |      |      |  |
|   |  |                                 | <b>RTA 00</b>                                 | 1 per carton  |              |  |      |      |  |      |      |      |      |      |  |

| DESCRIPTION  | FEATURES   | MODEL#                      | STANDARD TEXTILE GRADES |              |              |                 |             |             |                 |              |      |      |      |      |  |  |  |
|--|--|-----------------------------|-------------------------|--------------|--------------|-----------------|-------------|-------------|-----------------|--------------|------|------|------|------|--|--|--|
|  |  |                             | 1                       | 2            | 3            | 4               | 5           | 6           | 7               | 8            | 9    | 10   | 11   | 12   |  |  |  |
|  <p><b>Two Seater w/Arms - Single Cushion</b><br/>                     COM: 6.5 YD   5.94 M<br/>                     Unit weight: 110 LB   50 KG<br/>                     Carton weight: 122 LB   55.34 KG<br/>                     Carton volume: 36 FT³   1.01 MT³</p>  | Freestanding unit only.  | <b>S7902</b>                | -                       | -            | -            | -               | 1873        | 2179        | 2484            | 2751         | 3082 | 3394 | 3817 | 4415 |  |  |  |
|  |  |                             | OVERALL DIMENSIONS      |              |              | SEAT DIMENSIONS |             |             | BACK DIMENSIONS |              |      |      |      |      |  |  |  |
|  |  |                             | W                       | D            | H            | W               | D           | H           | W               | H            |      |      |      |      |  |  |  |
|  |  |                             | IN 51.25<br>MM 1302     | 31<br>787    | 30<br>762    | 43.25<br>1099   | 19.5<br>495 | 17.5<br>445 | 43.25<br>1099   | 12.5<br>318  |      |      |      |      |  |  |  |
|  |  |                             | <b>RTA 00</b>           | 1 per carton |              |                 |             |             |                 |              |      |      |      |      |  |  |  |
|  <p><b>S7902R</b></p>  <p><b>S7902L</b></p> <p><b>Two Seater w/One Arm - Single Cushion</b><br/>                     COM: 6.5 YD   5.94 M<br/>                     Unit weight: 102 LB   46.4 KG<br/>                     Carton weight: 114 LB   51.71 KG<br/>                     Carton volume: 36 FT³   1.01 MT³</p>                         | Ganging hardware not included.<br><br>Armless side can be equipped with ganging brackets, model 7892.    | <b>S7902L</b><br>S7902R     | -                       | -            | -            | -               | 1873        | 2179        | 2484            | 2751         | 3082 | 3394 | 3817 | 4415 |  |  |  |
|  |  |                             | OVERALL DIMENSIONS      |              |              | SEAT DIMENSIONS |             |             | BACK DIMENSIONS |              |      |      |      |      |  |  |  |
|  |  |                             | W                       | D            | H            | W               | D           | H           | W               | H            |      |      |      |      |  |  |  |
|  |  |                             | IN 47.25<br>MM 1200     | 31<br>787    | 30.75<br>781 | 43.25<br>1099   | 19.5<br>495 | 17.5<br>445 | 43.25<br>1099   | 13.25<br>337 |      |      |      |      |  |  |  |
|  |  |                             | <b>RTA 00</b>           | 1 per carton |              |                 |             |             |                 |              |      |      |      |      |  |  |  |
|  <p><b>S7902RRT</b></p>  <p><b>S7902LLT</b></p> <p><b>Two Seater w/One Arm &amp; Lam. Tablet - Single Cushion</b><br/>                     COM: 5.25 YD   4.8 M<br/>                     Unit weight: 102 LB   46.4 KG<br/>                     Carton weight: 114 LB   51.71 KG<br/>                     Carton volume: 36 FT³   1.01 MT³</p>   | Ganging hardware not included.<br><br>Armless side can be equipped with ganging brackets, model 7892.    | <b>S7902LLT</b><br>S7902RRT | -                       | -            | -            | -               | 2285        | 2532        | 2779            | 2994         | 3262 | 3514 | 3855 | 4338 |  |  |  |
|  |  |                             | OVERALL DIMENSIONS      |              |              | SEAT DIMENSIONS |             |             | BACK DIMENSIONS |              |      |      |      |      |  |  |  |
|  |  |                             | W                       | D            | H            | W               | D           | H           | W               | H            |      |      |      |      |  |  |  |
|  |  |                             | IN 48.75<br>MM 1238     | 33.5<br>851  | 30.75<br>781 | 43.25<br>1099   | 19.5<br>495 | 17.5<br>445 | 43.25<br>1099   | 13.25<br>337 |      |      |      |      |  |  |  |
|  |  |                             | <b>RTA 00</b>           | 1 per carton |              |                 |             |             |                 |              |      |      |      |      |  |  |  |
|  <p><b>S7902NA</b></p> <p><b>Armless Two Seater - Single Cushion</b><br/>                     COM: 4.5 YD   4.11 M<br/>                     Unit weight: 78 LB   35.5 KG<br/>                     Carton weight: 90 LB   40.82 KG<br/>                     Carton volume: 36 FT³   1.01 MT³</p>   | Ganging hardware not included.<br><br>Armless side(s) can be equipped with ganging brackets, model 7892. | <b>S7902NA</b>              | -                       | -            | -            | -               | 1873        | 2085        | 2296            | 2481         | 2710 | 2926 | 3219 | 3633 |  |  |  |
|  |  |                             | OVERALL DIMENSIONS      |              |              | SEAT DIMENSIONS |             |             | BACK DIMENSIONS |              |      |      |      |      |  |  |  |
|  |  |                             | W                       | D            | H            | W               | D           | H           | W               | H            |      |      |      |      |  |  |  |
|  |  |                             | IN 43.25<br>MM 1099     | 31<br>787    | 30.75<br>781 | 43.25<br>1099   | 19.5<br>495 | 17.5<br>445 | 43.25<br>1099   | 13.25<br>337 |      |      |      |      |  |  |  |
|  |  |                             | <b>RTA 00</b>           | 1 per carton |              |                 |             |             |                 |              |      |      |      |      |  |  |  |
|  <p><b>S7902RT</b></p>  <p><b>S7902LT</b></p> <p><b>Two Seater w/Arms &amp; Lam. Tablet - Single Cushion</b><br/>                     COM: 6.5 YD   5.94 M<br/>                     Unit weight: 118 LB   53.6 KG<br/>                     Carton weight: 130 LB   58.97 KG<br/>                     Carton volume: 41.25 FT³   1.16 MT³</p> | Freestanding unit only.  | <b>S7902LT</b><br>S7902RT   | -                       | -            | -            | -               | 2285        | 2591        | 2896            | 3163         | 3494 | 3806 | 4229 | 4827 |  |  |  |
|  |  |                             | OVERALL DIMENSIONS      |              |              | SEAT DIMENSIONS |             |             | BACK DIMENSIONS |              |      |      |      |      |  |  |  |
|  |  |                             | W                       | D            | H            | W               | D           | H           | W               | H            |      |      |      |      |  |  |  |
|  |  |                             | IN 52.75<br>MM 1340     | 33.5<br>851  | 30<br>762    | 43.25<br>1099   | 19.5<br>495 | 17.5<br>445 | 43.25<br>1099   | 12.5<br>318  |      |      |      |      |  |  |  |
|  |  |                             | <b>RTA 00</b>           | 1 per carton |              |                 |             |             |                 |              |      |      |      |      |  |  |  |

| DESCRIPTION  | FEATURES   | MODEL#                         | STANDARD TEXTILE GRADES   |              |              |                        |             |             |                        |             |      |      |      |      |
|--|--|--------------------------------|---------------------------|--------------|--------------|------------------------|-------------|-------------|------------------------|-------------|------|------|------|------|
|  |  |                                | 1                         | 2            | 3            | 4                      | 5           | 6           | 7                      | 8           | 9    | 10   | 11   | 12   |
|  <p><b>Two Seater w/Arms &amp; Lam. Tablets - Single Cushion</b><br/>                     COM: 5.25 YD   4.8 M<br/>                     Unit weight: 115 LB   52.3 KG<br/>                     Carton weight: 127 LB   57.61 KG<br/>                     Carton volume: 41.25 FT³   1.16 MT³</p>  | Freestanding unit only.<br><br>Left and right tablets.   | <b>S7902LRT</b>                | -                         | -            | -            | -                      | 2694        | 2941        | 3188                   | 3403        | 3671 | 3923 | 4264 | 4747 |
|  |  |                                | <b>OVERALL DIMENSIONS</b> |              |              | <b>SEAT DIMENSIONS</b> |             |             | <b>BACK DIMENSIONS</b> |             |      |      |      |      |
|  |  |                                | <b>W</b>                  | <b>D</b>     | <b>H</b>     | <b>W</b>               | <b>D</b>    | <b>H</b>    | <b>W</b>               | <b>H</b>    |      |      |      |      |
|  |  |                                | IN 54.25<br>MM 1378       | 33.5<br>851  | 30<br>762    | 43.25<br>1099          | 19.5<br>495 | 17.5<br>445 | 43.25<br>1099          | 12.5<br>318 |      |      |      |      |
|  |  |                                | <b>RTA 00</b>             | 1 per carton |              |                        |             |             |                        |             |      |      |      |      |
|  <p><b>Four Seater w/Arms - Duo Cushion</b><br/>                     COM: 10.25 YD   9.37 M<br/>                     Unit weight: 188 LB   85.5 KG<br/>                     Carton weight: 204 LB   92.53 KG<br/>                     Carton volume: 69 FT³   1.95 MT³</p>  | Freestanding unit only.  | <b>S7904</b>                   | -                         | -            | -            | -                      | 3323        | 3805        | 4287                   | 4707        | 5230 | 5722 | 6388 | 7331 |
|  |  |                                | <b>OVERALL DIMENSIONS</b> |              |              | <b>SEAT DIMENSIONS</b> |             |             | <b>BACK DIMENSIONS</b> |             |      |      |      |      |
|  |  |                                | <b>W</b>                  | <b>D</b>     | <b>H</b>     | <b>W</b>               | <b>D</b>    | <b>H</b>    | <b>W</b>               | <b>H</b>    |      |      |      |      |
|  |  |                                | IN 93.5<br>MM 2375        | 31<br>787    | 30<br>762    | 85.5<br>2172           | 19.5<br>495 | 17.5<br>445 | 85.5<br>2172           | 12.5<br>318 |      |      |      |      |
|  |  |                                | <b>RTA 00</b>             | 1 per carton |              |                        |             |             |                        |             |      |      |      |      |
|   <p><b>Four Seater w/One Arm - Duo Cushion</b><br/>                     COM: 9.5 YD   8.69 M<br/>                     Unit weight: 172 LB   78.2 KG<br/>                     Carton weight: 188 LB   85.29 KG<br/>                     Carton volume: 61.5 FT³   1.74 MT³</p> | Ganging hardware not included.<br><br>Armless side can be equipped with ganging brackets, model 7892.    | <b>S7904R</b><br><b>S7904L</b> | -                         | -            | -            | -                      | 3323        | 3770        | 4216                   | 4606        | 5090 | 5546 | 6164 | 7038 |
|  |  |                                | <b>OVERALL DIMENSIONS</b> |              |              | <b>SEAT DIMENSIONS</b> |             |             | <b>BACK DIMENSIONS</b> |             |      |      |      |      |
|  |  |                                | <b>W</b>                  | <b>D</b>     | <b>H</b>     | <b>W</b>               | <b>D</b>    | <b>H</b>    | <b>W</b>               | <b>H</b>    |      |      |      |      |
|  |  |                                | IN 89.5<br>MM 2273        | 31<br>787    | 30.75<br>781 | 85.5<br>2273           | 19.5<br>495 | 17.5<br>445 | 89.5<br>2273           | 12.5<br>318 |      |      |      |      |
|  |  |                                | <b>RTA 00</b>             | 1 per carton |              |                        |             |             |                        |             |      |      |      |      |
|  <p><b>Armless Four Seater - Duo Cushion</b><br/>                     COM: 8.75 YD   8 M<br/>                     Unit weight: 156 LB   70.9 KG<br/>                     Carton weight: 172 LB   78.02 KG<br/>                     Carton volume: 61.5 FT³   1.74 MT³</p>   | Ganging hardware not included.<br><br>Armless side(s) can be equipped with ganging brackets, model 7892. | <b>S7904NA</b>                 | -                         | -            | -            | -                      | 3323        | 3734        | 4146                   | 4504        | 4951 | 5371 | 5939 | 6744 |
|  |  |                                | <b>OVERALL DIMENSIONS</b> |              |              | <b>SEAT DIMENSIONS</b> |             |             | <b>BACK DIMENSIONS</b> |             |      |      |      |      |
|  |  |                                | <b>W</b>                  | <b>D</b>     | <b>H</b>     | <b>W</b>               | <b>D</b>    | <b>H</b>    | <b>W</b>               | <b>H</b>    |      |      |      |      |
|  |  |                                | IN 85.5<br>MM 2172        | 31<br>787    | 30.75<br>781 | 85.5<br>2172           | 19.5<br>495 | 17.5<br>445 | 85.5<br>2172           | 12.5<br>318 |      |      |      |      |
|  |  |                                | <b>RTA 00</b>             | 1 per carton |              |                        |             |             |                        |             |      |      |      |      |
|  <p><b>Cube End Table</b><br/>                     COM: N/A<br/>                     Unit weight: 41 LB   18.6 KG<br/>                     Carton weight: 51 LB   23.13 KG<br/>                     Carton volume: 5.5 FT³   0.15 MT³</p>   | Freestanding unit only.<br><br>For power/USB unit please see electrical placement chart.                 | <b>S7911</b>                   | List price                |              |              |                        |             |             |                        |             |      |      |      |      |
|  |  |                                | 1208                      |              |              |                        |             |             |                        |             |      |      |      |      |
|  |  |                                | <b>OVERALL DIMENSIONS</b> |              |              | <b>SEAT DIMENSIONS</b> |             |             | <b>BACK DIMENSIONS</b> |             |      |      |      |      |
|  |  |                                | <b>W</b>                  | <b>D</b>     | <b>H</b>     | <b>W</b>               | <b>D</b>    | <b>H</b>    | <b>W</b>               | <b>H</b>    |      |      |      |      |
| IN 20<br>MM 508  | 24<br>610  | 16<br>406                      | -                         | -            | -            | -                      | -           |             |                        |             |      |      |      |      |
|  |  |                                | <b>RTA 00</b>             | 1 per carton |              |                        |             |             |                        |             |      |      |      |      |

DESCRIPTION FEATURES MODEL# STANDARD TEXTILE GRADES



**Cube Square Coffee Table**  
 COM: N/A  
 Unit weight: 74 LB | 33.6 KG  
 Carton weight: 86 LB | 39.01 KG  
 Carton volume: 10.75 FT³ | 0.3 MT³

Leg finish upcharges:  
 Chrome (CHM) - add \$46  
 Brushed Chrome (BCH) - add \$221  
 Satin Brass (SBR) - add \$315  
 Antique Copper (ACO) - add \$315

Freestanding unit only.

For power/USB unit please see electrical placement chart.

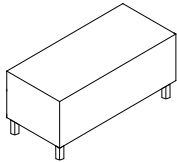
List price

**S7912** 1539

| OVERALL DIMENSIONS |   |   | SEAT DIMENSIONS |   |   | BACK DIMENSIONS |   |
|--------------------|---|---|-----------------|---|---|-----------------|---|
| W                  | D | H | W               | D | H | W               | H |

|    |     |     |     |   |   |   |   |
|----|-----|-----|-----|---|---|---|---|
| IN | 33  | 33  | 14  | - | - | - | - |
| MM | 838 | 838 | 356 | - | - | - | - |

**RTA 00** 1 per carton



**Cube 40" Coffee Table**  
 COM: N/A  
 Unit weight: 56 LB | 25.5 KG  
 Carton weight: 66 LB | 29.94 KG  
 Carton volume: 8 FT³ | 0.22 MT³

Leg finish upcharges:  
 Chrome (CHM) - add \$67  
 Brushed Chrome (BCH) - add \$115  
 Satin Brass (SBR) - add \$246  
 Antique Copper (ACO) - add \$246

Freestanding unit only.

For power/USB unit please see electrical placement chart.

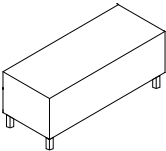
List price

**S7913** 1461

| OVERALL DIMENSIONS |   |   | SEAT DIMENSIONS |   |   | BACK DIMENSIONS |   |
|--------------------|---|---|-----------------|---|---|-----------------|---|
| W                  | D | H | W               | D | H | W               | H |

|    |      |     |     |   |   |   |   |
|----|------|-----|-----|---|---|---|---|
| IN | 40   | 20  | 14  | - | - | - | - |
| MM | 1016 | 508 | 356 | - | - | - | - |

**RTA 00** 1 per carton



**Cube Extended 60" Coffee Table**  
 COM: N/A  
 Unit weight: 81 LB | 36.8 KG  
 Carton weight: 93 LB | 42.18 KG  
 Carton volume: 12 FT³ | 0.33 MT³

Leg finish upcharges:  
 Chrome (CHM) - add \$67  
 Brushed Chrome (BCH) - add \$99  
 Satin Brass (SBR) - add \$230  
 Antique Copper (ACO) - add \$230

Freestanding unit only.

For power/USB unit please see electrical placement chart.

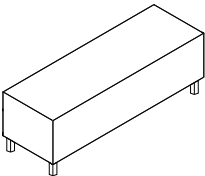
List price

**S7915** 1911

| OVERALL DIMENSIONS |   |   | SEAT DIMENSIONS |   |   | BACK DIMENSIONS |   |
|--------------------|---|---|-----------------|---|---|-----------------|---|
| W                  | D | H | W               | D | H | W               | H |

|    |      |     |     |   |   |   |   |
|----|------|-----|-----|---|---|---|---|
| IN | 60   | 20  | 14  | - | - | - | - |
| MM | 1524 | 508 | 356 | - | - | - | - |

**RTA 00** 1 per carton



**Cube Extended 72" Coffee Table**  
 COM: N/A  
 Unit weight: 107 LB | 48.53 KG  
 Carton weight: 107 LB | 48.53 KG  
 Carton volume: 14.25 FT³ | 0.4 MT³

Leg finish upcharges:  
 Chrome (CHM) - add \$81  
 Brushed Chrome (BCH) - add \$188  
 Satin Brass (SBR) - add \$313  
 Antique Copper (ACO) - add \$313

Freestanding unit only.

For power/USB unit please see electrical placement chart.

List price

**S7916** 1988

| OVERALL DIMENSIONS |   |   | SEAT DIMENSIONS |   |   | BACK DIMENSIONS |   |
|--------------------|---|---|-----------------|---|---|-----------------|---|
| W                  | D | H | W               | D | H | W               | H |

|    |      |     |     |   |   |   |   |
|----|------|-----|-----|---|---|---|---|
| IN | 72   | 20  | 14  | - | - | - | - |
| MM | 1829 | 508 | 356 | - | - | - | - |

**RTA 00** 1 per carton

DRIFT SEATING



model 8034



model 8037



model 8030



model 8052



model 8022



model 8026

Drift Tables



For Drift tables, please see page 265.

EXAMPLE DRIFT SEATING ORDER CODE:

|              |                     |                  |                     |              |             |
|--------------|---------------------|------------------|---------------------|--------------|-------------|
| 8030P        | -S2                 | -WA50            | -SE                 | -WA50        | -R11        |
| Model number | Sealed Seams (back) | Back/arm textile | Sealed seams (seat) | Seat textile | Patch color |

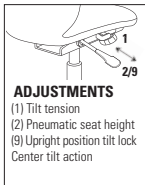
|             |            |                  |
|-------------|------------|------------------|
| -AAM        | -NM        | -NB              |
| Base finish | Glide type | Moisture barrier |

Release vinyl for arm and head patches

|               |                      |                      |
|---------------|----------------------|----------------------|
| (R11) White   | (R21) Red Barn       | (R31) Green          |
| (R12) Chalk   | (R22) Brave Red      | (R32) Blue           |
| (R13) Stone   | (R23) Gypsy Red      | (R33) Black          |
| (R14) Taupe   | (R24) Cajun          | (R34) Cool Grey      |
| (R15) Orange  | (R25) Vinyard        | (R35) Thunder Grey   |
| (R16) Country | (R26) Olive          | (R36) Navy           |
| (R17) Tuscan  | (R27) Bonsai         | (R37) Dark Chocolate |
| (R18) Cottage | (R28) Summer's Dream | (R38) Espresso       |
| (R19) Yellow  | (R29) Calico         |                      |

MECHANISM OPTIONS:

Tilter mechanism (-4)



Ergonomic features:

B, C, S, U

STANDARD FEATURES

- The soft seat, contoured back and arms provide the perfect balance of style and comfort.
- Wood fixed bases are made from beechwood and available in all standard wood finishes.
- Wood fixed and swivel base models are standard with White non-marking polycarbonate glides (see right column for additional glide options).
- Sled bases are standard in paint or plated finishes (see right column for upcharges).
- Sled base models are standard with clear polycarbonate glides (see right column for additional glide options).
- For increased durability on side and lounge chairs, select P and PH suffix models which are available with arm and head patches made from Global's Release vinyl. Please specify color.
- For ease of cleaning on side and lounge chairs, models with F suffix have flip-forward seats (material under seat matches chosen seat textile).
- Sealed seams are available on chair backs and/or seats (with upcharge). For sealed seams on Ottoman, choose model 8026S which is available in sealed seam approved textiles only.
- Moisture barrier can be added to seat cushions only (with upcharge) but cannot be combined with sealed seams.
- Assembled using tamperproof screws and comes shipped fully assembled.
- Upholstery options: fabric, vinyl or leather. Vinyl and leather models may feature stitch detail across the seat and/or back cushions, if applicable.
- Active weight capacity for this series is 300 lbs

SIDE CHAIRS

- Available with six base options: sled, wood fixed, wood four star swivel, Chrome four star swivel, high four star swivel and five star base on casters.
- High four star swivel base is polished aluminum with White non-marking glides (see right column for additional glide options).
- Chairs on casters with five star 360° base swivel, are height adjustable with a 4" seat height range and include a tilting mechanism with upright tilt lock. Carpet and hard floor casters are available (see right column for caster options).

LOUNGE CHAIRS

- Available with four base options: sled, wood fixed, wood four star swivel and Chrome four star swivel.
- Chrome four star swivel models are available with 360° self-centering or swivel option. Base only available in polished Chrome.
- Available in two seat heights: 17" with a classic lounge angle or 18" with a reduced back angle for ease of sitting and standing.

STOOLS

- Counter or bar height stools are available with three base options: sled, wood fixed and metal four star swivel.



OTTOMAN


- Features a weighted bottom to always maintain an upright position and White non-marking glides.

Please add option codes in the following order:


- **Model number**  
specify model number
- **Back seams and textile**  
(NS) no sealed back seams  
(S2) sealed back seams. See model for upcharge. Specify textile code.
- **Seat seams and textile**  
(NS) no sealed seat seams  
(SE) sealed seat seams. See model for upcharge. Specify textile code.
- **Arm and head patch textile**  
(for P and PH suffix models) See bottom left for Release vinyl arm and head patches color chart.
- **Base height** (lounge seating only)  
(S17) 17" seat height  
(S18) 18" seat height
- **Wood base finish** (wood base models only)  

|                     |                      |
|---------------------|----------------------|
| (AAM) Absolute      | (NLW) Natural Walnut |
| (BKM) Black         | (ASM) Night          |
| (ACM) Cherry        | (NBM) Noce Biondo    |
| (EOM) English Oak   | (NGM) Noce Grigio    |
| (ECM) Espresso Cafe | (NEM) Noce Leggero   |
| (TFM) Fruitwood     | (NMM) Noce Medio     |
| (HGM) Gray          | (SKM) Shaker Cherry  |
| (AHM) Honey         | (TWM) Walnut         |
| (TMM) Mahogany      | (WTM) WC Cream       |
| (AVM) Maple         | (WHM) White          |
| (MWM) Medium Walnut | (WCM) Winter Cherry  |
- **Frame finish** (sled base models only)  
For leg frame finish options, please see page 374. Upcharges apply for the following plated finish:  
(CHM) Chrome. Add \$41 for side/lounge. Add \$79 for counter. Add \$79 for bar.
- **Base finish** (five star base side chair only)  
(A7) polished aluminum
- **Cylinder selection**  
(Chrome swivel lounge models only)  
(DSC) swivel cylinder  
(DAC) self-centering
- **Glide type** (wood base seating only)  
(NM) White non-marking nylon for most surfaces (standard)  
(SG) steel cushioned glides for carpeted surfaces. Add \$17.  
(RG) non-slip rubber glides for most hard floor surfaces. Add \$22.  
(FG) felt glides for most hard floor surfaces. Add \$22.
- **Glide type** (wire sled base seating)  
(CG) clear polycarbonate glides for most surfaces (standard)  
(XG) no glides  
(SG) steel cushioned glides for carpeted surfaces. Add \$19.  
(RG) rubber glides for most hard floor surfaces. Add \$19.  
(FG) felt glides for most hard floor surfaces. Add \$19.
- **Glide type** (high four star base chairs)  
(NM) White polyethylene non-marking for most surfaces (standard)  
(FG) felt glides for most hard floor surfaces. Add \$22.
- **Caster type** (five star base chairs)  
(DC) 2" casters for carpeted surfaces.  
(RC) 2" casters for most hard floor surfaces. Add \$17.
- **Moisture barrier** (not available with sealed seams)  
(NB) no moisture barrier.  
(MB) moisture barrier (seat only). Add \$81.


| DESCRIPTION   | FEATURES   | MODEL # | STANDARD TEXTILE GRADES   |   |              |                        |          |          |                        |      |          |      |      |      |      |  |  |
|---|--|---------|---------------------------|---|--------------|------------------------|----------|----------|------------------------|------|----------|------|------|------|------|--|--|
|   |  |         | 1                         | 2   | 3            | 4                      | 5        | 6        | 7                      | 8    | 9        | 10   | 11   | 12   |      |  |  |
|  | <b>Ottoman</b><br>COM: 2 YD   1.83 M<br>Unit weight: 25 LB   11.4 KG<br>Carton weight: 31 LB   14.06 KG<br>Carton volume: 8.5 FT³   0.24 MT³ | 8026    | 803                       | 867   | 922          | 983                    | 1086     | 1179     | 1274                   | 1355 | 1458     | 1554 | 1683 | 1867 |      |  |  |
|   |  |         | 8026S                     | 905   | 969          | 1024                   | 1085     | 1188     | 1281                   | 1376 | 1457     | 1560 | 1656 | 1785 | 1969 |  |  |
|   |  |         | sealed seams              |   |              |                        |          |          |                        |      |          |      |      |      |      |  |  |
|   |  |         | <b>OVERALL DIMENSIONS</b> |   |              | <b>SEAT DIMENSIONS</b> |          |          | <b>BACK DIMENSIONS</b> |      |          |      |      |      |      |  |  |
|   |  |         | <b>W</b>                  | <b>D</b>  | <b>H</b>     | <b>W</b>               | <b>D</b> | <b>H</b> | <b>W</b>               |      | <b>H</b> |      |      |      |      |  |  |
|   |  |         | IN 18.5                   | 18.5  | 18           | -                      | -        | -        | -                      |      | -        |      |      |      |      |  |  |
|   |  |         | MM 470                    | 470   | 457          | -                      | -        | -        | -                      |      | -        |      |      |      |      |  |  |
|   |  |         | <b>RTA 00</b>             |  | 1 per carton |                        |          |          |                        |      |          |      |      |      |      |  |  |

| DESCRIPTION   | FEATURES  | MODEL # | STANDARD TEXTILE GRADES              |              |          |                        |          |          |                        |      |          |      |      |      |      |
|---|---|---------|--------------------------------------|--------------|----------|------------------------|----------|----------|------------------------|------|----------|------|------|------|------|
|   |   |         | 1                                    | 2            | 3        | 4                      | 5        | 6        | 7                      | 8    | 9        | 10   | 11   | 12   |      |
|  | <b>Side Chair w/Sled Base</b><br>COM: 2 YD   1.83 M<br>Unit weight: 22 LB   10 KG<br>Carton weight: 31 LB   14.06 KG<br>Carton volume: 13.25 FT³   0.37 MT³ | 8023    | 1389                                 | 1453         | 1507     | 1570                   | 1671     | 1765     | 1859                   | 1941 | 2043     | 2139 | 2269 | 2453 |      |
|   |   |         | 8023F                                | 1489         | 1561     | 1622                   | 1692     | 1806     | 1912                   | 2018 | 2110     | 2225 | 2333 | 2479 | 2686 |
|   |   |         | flip-forward seat                    |              |          |                        |          |          |                        |      |          |      |      |      |      |
|   |   |         | 8023P                                | 1409         | 1473     | 1527                   | 1590     | 1691     | 1785                   | 1879 | 1961     | 2063 | 2159 | 2289 | 2473 |
|   |   |         | with arm patches                     |              |          |                        |          |          |                        |      |          |      |      |      |      |
|   |   |         | 8023PF                               | 1509         | 1581     | 1642                   | 1712     | 1826     | 1932                   | 2038 | 2130     | 2245 | 2353 | 2499 | 2706 |
|   |   |         | with arm patches + flip-forward seat |              |          |                        |          |          |                        |      |          |      |      |      |      |
|   |   |         | <b>OVERALL DIMENSIONS</b>            |              |          | <b>SEAT DIMENSIONS</b> |          |          | <b>BACK DIMENSIONS</b> |      |          |      |      |      |      |
|   |   |         | <b>W</b>                             | <b>D</b>     | <b>H</b> | <b>W</b>               | <b>D</b> | <b>H</b> | <b>W</b>               |      | <b>H</b> |      |      |      |      |
|   |   |         | IN 24.5                              | 23           | 31       | 18                     | 17.5     | 18       | 15                     |      | 13       |      |      |      |      |
|   |   |         | MM 622                               | 584          | 787      | 457                    | 445      | 457      | 381                    |      | 330      |      |      |      |      |
|   |   |         | <b>RTA 00</b>                        | 1 per carton |          |                        |          |          |                        |      |          |      |      |      |      |

|        | sealed seam upcharges |          |
|--------|-----------------------|----------|
|        | (S2)                  | (SE)     |
| 8023   | Add \$33              | Add \$25 |
| 8023F  | Add \$33              | Add \$40 |
| 8023P  | Add \$49              | Add \$25 |
| 8023PF | Add \$49              | Add \$40 |

| DESCRIPTION  | FEATURES  | MODEL # | STANDARD TEXTILE GRADES              |              |          |                        |          |          |                        |      |          |      |      |      |      |
|--|---|---------|--------------------------------------|--------------|----------|------------------------|----------|----------|------------------------|------|----------|------|------|------|------|
|  |   |         | 1                                    | 2            | 3        | 4                      | 5        | 6        | 7                      | 8    | 9        | 10   | 11   | 12   |      |
|  | <b>Side Chair w/Four-Legged Wood Base</b><br>COM: 2 YD   1.83 M<br>Unit weight: 24 LB   10.9 KG<br>Carton weight: 31 LB   14.06 KG<br>Carton volume: 15.75 FT³   0.44 MT³ | 8030    | 1469                                 | 1533         | 1587     | 1650                   | 1751     | 1845     | 1939                   | 2021 | 2123     | 2219 | 2349 | 2533 |      |
|  |   |         | 8030F                                | 1569         | 1641     | 1702                   | 1772     | 1886     | 1992                   | 2098 | 2190     | 2305 | 2413 | 2559 | 2766 |
|  |   |         | flip-forward seat                    |              |          |                        |          |          |                        |      |          |      |      |      |      |
|  |   |         | 8030P                                | 1489         | 1553     | 1607                   | 1670     | 1771     | 1865                   | 1959 | 2041     | 2143 | 2239 | 2369 | 2553 |
|  |   |         | with arm patches                     |              |          |                        |          |          |                        |      |          |      |      |      |      |
|  |   |         | 8030PF                               | 1589         | 1661     | 1722                   | 1792     | 1906     | 2012                   | 2118 | 2210     | 2325 | 2433 | 2579 | 2786 |
|  |   |         | with arm patches + flip-forward seat |              |          |                        |          |          |                        |      |          |      |      |      |      |
|  |   |         | <b>OVERALL DIMENSIONS</b>            |              |          | <b>SEAT DIMENSIONS</b> |          |          | <b>BACK DIMENSIONS</b> |      |          |      |      |      |      |
|  |   |         | <b>W</b>                             | <b>D</b>     | <b>H</b> | <b>W</b>               | <b>D</b> | <b>H</b> | <b>W</b>               |      | <b>H</b> |      |      |      |      |
|  |   |         | IN 24.5                              | 23           | 31       | 18                     | 17.5     | 18       | 15                     |      | 13       |      |      |      |      |
|  |   |         | MM 622                               | 584          | 787      | 457                    | 445      | 457      | 381                    |      | 330      |      |      |      |      |
|  |   |         | <b>RTA 00</b>                        | 1 per carton |          |                        |          |          |                        |      |          |      |      |      |      |

|        | sealed seam upcharges |          |
|--------|-----------------------|----------|
|        | (S2)                  | (SE)     |
| 8030   | Add \$33              | Add \$25 |
| 8030F  | Add \$33              | Add \$40 |
| 8030P  | Add \$49              | Add \$25 |
| 8030PF | Add \$49              | Add \$40 |

| DESCRIPTION   | FEATURES   | MODEL # | STANDARD TEXTILE GRADES              |              |          |                        |          |          |                        |      |          |      |      |      |      |
|---|--|---------|--------------------------------------|--------------|----------|------------------------|----------|----------|------------------------|------|----------|------|------|------|------|
|   |  |         | 1                                    | 2            | 3        | 4                      | 5        | 6        | 7                      | 8    | 9        | 10   | 11   | 12   |      |
|  | <b>Side Chair w/Wood Swivel Base</b><br>COM: 2 YD   1.83 M<br>Unit weight: 24 LB   10.9 KG<br>Carton weight: 31 LB   14.06 KG<br>Carton volume: 15.75 FT³   0.44 MT³ | 8031    | 1706                                 | 1770         | 1824     | 1887                   | 1988     | 2082     | 2176                   | 2258 | 2360     | 2456 | 2586 | 2770 |      |
|   |  |         | 8031F                                | 1806         | 1878     | 1939                   | 2009     | 2123     | 2229                   | 2335 | 2427     | 2542 | 2650 | 2796 | 3003 |
|   |  |         | flip-forward seat                    |              |          |                        |          |          |                        |      |          |      |      |      |      |
|   |  |         | 8031P                                | 1726         | 1790     | 1844                   | 1907     | 2008     | 2102                   | 2196 | 2278     | 2380 | 2476 | 2606 | 2790 |
|   |  |         | with arm patches                     |              |          |                        |          |          |                        |      |          |      |      |      |      |
|   |  |         | 8031PF                               | 1826         | 1898     | 1959                   | 2029     | 2143     | 2249                   | 2355 | 2447     | 2562 | 2670 | 2816 | 3023 |
|   |  |         | with arm patches + flip-forward seat |              |          |                        |          |          |                        |      |          |      |      |      |      |
|   |  |         | <b>OVERALL DIMENSIONS</b>            |              |          | <b>SEAT DIMENSIONS</b> |          |          | <b>BACK DIMENSIONS</b> |      |          |      |      |      |      |
|   |  |         | <b>W</b>                             | <b>D</b>     | <b>H</b> | <b>W</b>               | <b>D</b> | <b>H</b> | <b>W</b>               |      | <b>H</b> |      |      |      |      |
|   |  |         | IN 24.5                              | 23           | 31       | 18                     | 17.5     | 18       | 15                     |      | 13       |      |      |      |      |
|   |  |         | MM 622                               | 584          | 787      | 457                    | 445      | 457      | 381                    |      | 330      |      |      |      |      |
|   |  |         | <b>RTA 00</b>                        | 1 per carton |          |                        |          |          |                        |      |          |      |      |      |      |

|        | sealed seam upcharges |          |
|--------|-----------------------|----------|
|        | (S2)                  | (SE)     |
| 8031   | Add \$33              | Add \$25 |
| 8031F  | Add \$33              | Add \$40 |
| 8031P  | Add \$49              | Add \$25 |
| 8031PF | Add \$49              | Add \$40 |



DESCRIPTION FEATURES MODEL # STANDARD TEXTILE GRADES



**Side Chair w/Chrome Swivel Base**  
 COM: 2 YD | 1.83 M  
 Unit weight: 24 LB | 10.9 KG  
 Carton weight: 31 LB | 14.06 KG  
 Carton volume: 15.75 FT³ | 0.44 MT³

|               | sealed seam upcharges |          |
|---------------|-----------------------|----------|
|               | (S2)                  | (SE)     |
| <b>8032</b>   | Add \$33              | Add \$25 |
| <b>8032F</b>  | Add \$33              | Add \$40 |
| <b>8032P</b>  | Add \$49              | Add \$25 |
| <b>8032PF</b> | Add \$49              | Add \$40 |

|                                      | 1    | 2    | 3    | 4    | 5    | 6    | 7    | 8    | 9    | 10   | 11   | 12   |
|--------------------------------------|------|------|------|------|------|------|------|------|------|------|------|------|
| <b>8032</b>                          | 1748 | 1812 | 1866 | 1929 | 2030 | 2124 | 2218 | 2300 | 2402 | 2498 | 2628 | 2812 |
| <b>8032F</b>                         | 1848 | 1920 | 1981 | 2051 | 2165 | 2271 | 2377 | 2469 | 2584 | 2692 | 2838 | 3045 |
| flip-forward seat                    |      |      |      |      |      |      |      |      |      |      |      |      |
| <b>8032P</b>                         | 1768 | 1832 | 1886 | 1949 | 2050 | 2144 | 2238 | 2320 | 2422 | 2518 | 2648 | 2832 |
| with arm patches                     |      |      |      |      |      |      |      |      |      |      |      |      |
| <b>8032PF</b>                        | 1868 | 1940 | 2001 | 2071 | 2185 | 2291 | 2397 | 2489 | 2604 | 2712 | 2858 | 3065 |
| with arm patches + flip-forward seat |      |      |      |      |      |      |      |      |      |      |      |      |

|    | OVERALL DIMENSIONS |     |     | SEAT DIMENSIONS |      |     | BACK DIMENSIONS |     |
|----|--------------------|-----|-----|-----------------|------|-----|-----------------|-----|
|    | W                  | D   | H   | W               | D    | H   | W               | H   |
| IN | 24.5               | 23  | 31  | 18              | 17.5 | 18  | 15              | 13  |
| MM | 622                | 584 | 787 | 457             | 445  | 457 | 381             | 330 |

**RTA 00** 1 per carton



**Side Chair w/High Four Star Swivel Base**  
 COM: 2 YD | 1.83 M  
 Unit weight: 26.5 LB | 12 KG  
 Carton weight: 35.5 LB | 16.1 KG  
 Carton volume: 13.25 FT³ | 0.37 MT³

Fixed seat cushion only.

|              | sealed seam upcharges |          |
|--------------|-----------------------|----------|
|              | (S2)                  | (SE)     |
| <b>8021</b>  | Add \$33              | Add \$25 |
| <b>8021P</b> | Add \$49              | Add \$25 |

|                  | 1    | 2    | 3    | 4    | 5    | 6    | 7    | 8    | 9    | 10   | 11   | 12   |
|------------------|------|------|------|------|------|------|------|------|------|------|------|------|
| <b>8021</b>      | 1558 | 1622 | 1676 | 1739 | 1840 | 1934 | 2028 | 2110 | 2212 | 2308 | 2438 | 2622 |
| <b>8021P</b>     | 1578 | 1642 | 1696 | 1759 | 1860 | 1954 | 2048 | 2130 | 2232 | 2328 | 2458 | 2642 |
| with arm patches |      |      |      |      |      |      |      |      |      |      |      |      |

|    | OVERALL DIMENSIONS |     |     | SEAT DIMENSIONS |      |      | BACK DIMENSIONS |     |
|----|--------------------|-----|-----|-----------------|------|------|-----------------|-----|
|    | W                  | D   | H   | W               | D    | H    | W               | H   |
| IN | 24.5               | 23  | 32  | 18              | 17.5 | 18.5 | 15              | 13  |
| MM | 622                | 584 | 813 | 457             | 445  | 470  | 381             | 330 |

**RTA 00** 1 per carton



**Side Chair w/Five Star Swivel Tilt Base on Casters**  
 COM: 2 YD | 1.83 M  
 Unit weight: 28.5 LB | 13 KG  
 Carton weight: 37.5 LB | 17.01 KG  
 Carton volume: 15.75 FT³ | 0.44 MT³

Tilting mechanism with tilt lock.  
 Fixed seat cushion only.

|              | sealed seam upcharges |          |
|--------------|-----------------------|----------|
|              | (S2)                  | (SE)     |
| <b>8022</b>  | Add \$33              | Add \$25 |
| <b>8022P</b> | Add \$49              | Add \$25 |

|                  | 1    | 2    | 3    | 4    | 5    | 6    | 7    | 8    | 9    | 10   | 11   | 12   |
|------------------|------|------|------|------|------|------|------|------|------|------|------|------|
| <b>8022</b>      | 1701 | 1765 | 1819 | 1882 | 1983 | 2077 | 2171 | 2253 | 2355 | 2451 | 2581 | 2765 |
| <b>8022P</b>     | 1721 | 1785 | 1839 | 1902 | 2003 | 2097 | 2191 | 2273 | 2375 | 2471 | 2601 | 2785 |
| with arm patches |      |      |      |      |      |      |      |      |      |      |      |      |

|    | OVERALL DIMENSIONS |     |      | SEAT DIMENSIONS |      |     | BACK DIMENSIONS |     |
|----|--------------------|-----|------|-----------------|------|-----|-----------------|-----|
|    | W                  | D   | H    | W               | D    | H   | W               | H   |
| IN | 24.5               | 23  | 32.5 | 18              | 17.5 | 15  | 15              | 13  |
| MM | 622                | 584 | 826  | 457             | 445  | 381 | 381             | 330 |

**RTA 00** 1 per carton



**Low Back Lounge Chair w/Sled Base**  
 COM: 3.25 YD | 2.97 M  
 Unit weight: 42 LB | 19.1 KG  
 Carton weight: 52 LB | 23.59 KG  
 Carton volume: 19.25 FT³ | 0.54 MT³

|               | sealed seam upcharges |          |
|---------------|-----------------------|----------|
|               | (S2)                  | (SE)     |
| <b>8024</b>   | Add \$68              | Add \$29 |
| <b>8024F</b>  | Add \$68              | Add \$44 |
| <b>8024P</b>  | Add \$84              | Add \$29 |
| <b>8024PF</b> | Add \$84              | Add \$44 |

|                                      | 1    | 2    | 3    | 4    | 5    | 6    | 7    | 8    | 9    | 10   | 11   | 12   |
|--------------------------------------|------|------|------|------|------|------|------|------|------|------|------|------|
| <b>8024</b>                          | 1829 | 1933 | 2021 | 2122 | 2287 | 2440 | 2593 | 2726 | 2892 | 3048 | 3259 | 3558 |
| <b>8024F</b>                         | 1954 | 2082 | 2190 | 2315 | 2518 | 2706 | 2894 | 3058 | 3262 | 3454 | 3714 | 4082 |
| flip-forward seat                    |      |      |      |      |      |      |      |      |      |      |      |      |
| <b>8024P</b>                         | 1849 | 1953 | 2041 | 2142 | 2307 | 2460 | 2613 | 2746 | 2912 | 3068 | 3279 | 3578 |
| with arm patches                     |      |      |      |      |      |      |      |      |      |      |      |      |
| <b>8024PF</b>                        | 1974 | 2102 | 2210 | 2335 | 2538 | 2726 | 2914 | 3078 | 3282 | 3474 | 3734 | 4102 |
| with arm patches + flip-forward seat |      |      |      |      |      |      |      |      |      |      |      |      |

|    | OVERALL DIMENSIONS |     |     | SEAT DIMENSIONS |     |     | BACK DIMENSIONS |     |
|----|--------------------|-----|-----|-----------------|-----|-----|-----------------|-----|
|    | W                  | D   | H   | W               | D   | H   | W               | H   |
| IN | 29                 | 30  | 33  | 21.5            | 20  | 17  | 21              | 16  |
| MM | 737                | 762 | 838 | 546             | 508 | 432 | 533             | 406 |

**RTA 00** 1 per carton

| DESCRIPTION | FEATURES | MODEL # | STANDARD TEXTILE GRADES |   |   |   |   |   |   |   |   |    |    |    |
|-------------|----------|---------|-------------------------|---|---|---|---|---|---|---|---|----|----|----|
|             |          |         | 1                       | 2 | 3 | 4 | 5 | 6 | 7 | 8 | 9 | 10 | 11 | 12 |



**Low Back Lounge Chair w/Four-Legged Wood Base**  
 COM: 3.25 YD | 2.97 M  
 Unit weight: 43.5 LB | 19.8 KG  
 Carton weight: 53.5 LB | 24.27 KG  
 Carton volume: 19 FT³ | 0.53 MT³

|               | sealed seam upcharges |          |
|---------------|-----------------------|----------|
|               | (S2)                  | (SE)     |
| <b>8025</b>   | Add \$68              | Add \$29 |
| <b>8025F</b>  | Add \$68              | Add \$44 |
| <b>8025P</b>  | Add \$84              | Add \$29 |
| <b>8025PF</b> | Add \$84              | Add \$44 |

|                                      | 1    | 2    | 3    | 4    | 5    | 6    | 7    | 8    | 9    | 10   | 11   | 12   |
|--------------------------------------|------|------|------|------|------|------|------|------|------|------|------|------|
| <b>8025</b>                          | 2329 | 2433 | 2521 | 2622 | 2787 | 2940 | 3093 | 3226 | 3392 | 3548 | 3759 | 4058 |
| <b>8025F</b>                         | 2454 | 2582 | 2690 | 2815 | 3018 | 3206 | 3394 | 3558 | 3762 | 3954 | 4214 | 4582 |
| flip-forward seat                    |      |      |      |      |      |      |      |      |      |      |      |      |
| <b>8025P</b>                         | 2349 | 2453 | 2541 | 2642 | 2807 | 2960 | 3113 | 3246 | 3412 | 3568 | 3779 | 4078 |
| with arm patches                     |      |      |      |      |      |      |      |      |      |      |      |      |
| <b>8025PF</b>                        | 2474 | 2602 | 2710 | 2835 | 3038 | 3226 | 3414 | 3578 | 3782 | 3974 | 4234 | 4602 |
| with arm patches + flip-forward seat |      |      |      |      |      |      |      |      |      |      |      |      |

|               | OVERALL DIMENSIONS |     |     | SEAT DIMENSIONS |     |     | BACK DIMENSIONS |     |  |  |  |  |
|---------------|--------------------|-----|-----|-----------------|-----|-----|-----------------|-----|--|--|--|--|
|               | W                  | D   | H   | W               | D   | H   | W               | H   |  |  |  |  |
| IN            | 29                 | 30  | 33  | 21.5            | 20  | 17  | 21              | 16  |  |  |  |  |
| MM            | 737                | 762 | 838 | 546             | 508 | 432 | 533             | 406 |  |  |  |  |
| <b>RTA 00</b> | 1 per carton       |     |     |                 |     |     |                 |     |  |  |  |  |



**Low Back Lounge Chair w/Wood Swivel Base**  
 COM: 3.25 YD | 2.97 M  
 Unit weight: 43 LB | 19.5 KG  
 Carton weight: 53 LB | 24.04 KG  
 Carton volume: 19 FT³ | 0.53 MT³

|               | sealed seam upcharges |          |
|---------------|-----------------------|----------|
|               | (S2)                  | (SE)     |
| <b>8033</b>   | Add \$68              | Add \$29 |
| <b>8033F</b>  | Add \$68              | Add \$44 |
| <b>8033P</b>  | Add \$84              | Add \$29 |
| <b>8033PF</b> | Add \$84              | Add \$44 |

|                                      | 1    | 2    | 3    | 4    | 5    | 6    | 7    | 8    | 9    | 10   | 11   | 12   |
|--------------------------------------|------|------|------|------|------|------|------|------|------|------|------|------|
| <b>8033</b>                          | 2329 | 2433 | 2521 | 2622 | 2787 | 2940 | 3093 | 3226 | 3392 | 3548 | 3759 | 4058 |
| <b>8033F</b>                         | 2454 | 2582 | 2690 | 2815 | 3018 | 3206 | 3394 | 3558 | 3762 | 3954 | 4214 | 4582 |
| flip-forward seat                    |      |      |      |      |      |      |      |      |      |      |      |      |
| <b>8033P</b>                         | 2349 | 2453 | 2541 | 2642 | 2807 | 2960 | 3113 | 3246 | 3412 | 3568 | 3779 | 4078 |
| with arm patches                     |      |      |      |      |      |      |      |      |      |      |      |      |
| <b>8033PF</b>                        | 2474 | 2602 | 2710 | 2835 | 3038 | 3226 | 3414 | 3578 | 3782 | 3974 | 4234 | 4602 |
| with arm patches + flip-forward seat |      |      |      |      |      |      |      |      |      |      |      |      |

|               | OVERALL DIMENSIONS |     |     | SEAT DIMENSIONS |     |     | BACK DIMENSIONS |     |  |  |  |  |
|---------------|--------------------|-----|-----|-----------------|-----|-----|-----------------|-----|--|--|--|--|
|               | W                  | D   | H   | W               | D   | H   | W               | H   |  |  |  |  |
| IN            | 29                 | 30  | 33  | 21.5            | 20  | 17  | 21              | 16  |  |  |  |  |
| MM            | 737                | 762 | 838 | 546             | 508 | 432 | 533             | 406 |  |  |  |  |
| <b>RTA 00</b> | 1 per carton       |     |     |                 |     |     |                 |     |  |  |  |  |



**Low Back Lounge Chair w/Chrome Swivel Base**  
 COM: 3.25 YD | 2.97 M  
 Unit weight: 49 LB | 22.3 KG  
 Carton weight: 59 LB | 26.76 KG  
 Carton volume: 19.25 FT³ | 0.54 MT³

|               | sealed seam upcharges |          |
|---------------|-----------------------|----------|
|               | (S2)                  | (SE)     |
| <b>8034</b>   | Add \$68              | Add \$29 |
| <b>8034F</b>  | Add \$68              | Add \$44 |
| <b>8034P</b>  | Add \$84              | Add \$29 |
| <b>8034PF</b> | Add \$84              | Add \$44 |

|                                      | 1    | 2    | 3    | 4    | 5    | 6    | 7    | 8    | 9    | 10   | 11   | 12   |
|--------------------------------------|------|------|------|------|------|------|------|------|------|------|------|------|
| <b>8034</b>                          | 2344 | 2448 | 2536 | 2637 | 2802 | 2955 | 3108 | 3241 | 3407 | 3563 | 3774 | 4073 |
| <b>8034F</b>                         | 2469 | 2597 | 2705 | 2830 | 3033 | 3221 | 3409 | 3573 | 3777 | 3969 | 4229 | 4597 |
| flip-forward seat                    |      |      |      |      |      |      |      |      |      |      |      |      |
| <b>8034P</b>                         | 2364 | 2468 | 2556 | 2657 | 2822 | 2975 | 3128 | 3261 | 3427 | 3583 | 3794 | 4093 |
| with arm patches                     |      |      |      |      |      |      |      |      |      |      |      |      |
| <b>8034PF</b>                        | 2489 | 2617 | 2725 | 2850 | 3053 | 3241 | 3429 | 3593 | 3797 | 3989 | 4249 | 4617 |
| with arm patches + flip-forward seat |      |      |      |      |      |      |      |      |      |      |      |      |

|               | OVERALL DIMENSIONS |     |     | SEAT DIMENSIONS |     |     | BACK DIMENSIONS |     |  |  |  |  |
|---------------|--------------------|-----|-----|-----------------|-----|-----|-----------------|-----|--|--|--|--|
|               | W                  | D   | H   | W               | D   | H   | W               | H   |  |  |  |  |
| IN            | 29                 | 30  | 33  | 21.5            | 20  | 17  | 21              | 16  |  |  |  |  |
| MM            | 737                | 762 | 838 | 546             | 508 | 432 | 533             | 406 |  |  |  |  |
| <b>RTA 00</b> | 1 per carton       |     |     |                 |     |     |                 |     |  |  |  |  |



**Mid Back Lounge Chair w/Sled Base**  
 COM: 3.5 YD | 3.2 M  
 Unit weight: 42 LB | 19.1 KG  
 Carton weight: 52 LB | 23.59 KG  
 Carton volume: 25.5 FT³ | 0.72 MT³

|               | sealed seam upcharges |          |
|---------------|-----------------------|----------|
|               | (S2)                  | (SE)     |
| <b>8016</b>   | Add \$74              | Add \$29 |
| <b>8016F</b>  | Add \$74              | Add \$44 |
| <b>8016P</b>  | Add \$90              | Add \$29 |
| <b>8016PF</b> | Add \$90              | Add \$44 |

|                                      | 1    | 2    | 3    | 4    | 5    | 6    | 7    | 8    | 9    | 10   | 11   | 12   |
|--------------------------------------|------|------|------|------|------|------|------|------|------|------|------|------|
| <b>8016</b>                          | 1923 | 2035 | 2130 | 2238 | 2417 | 2581 | 2746 | 2889 | 3068 | 3236 | 3463 | 3785 |
| <b>8016F</b>                         | 2073 | 2209 | 2324 | 2456 | 2672 | 2872 | 3072 | 3246 | 3463 | 3667 | 3943 | 4334 |
| flip-forward seat                    |      |      |      |      |      |      |      |      |      |      |      |      |
| <b>8016P</b>                         | 1943 | 2055 | 2150 | 2258 | 2437 | 2601 | 2766 | 2909 | 3088 | 3256 | 3483 | 3805 |
| with arm patches                     |      |      |      |      |      |      |      |      |      |      |      |      |
| <b>8016PF</b>                        | 2093 | 2229 | 2344 | 2476 | 2692 | 2892 | 3092 | 3266 | 3483 | 3687 | 3963 | 4354 |
| with arm patches + flip-forward seat |      |      |      |      |      |      |      |      |      |      |      |      |

|               | OVERALL DIMENSIONS |      |      | SEAT DIMENSIONS |     |     | BACK DIMENSIONS |      |  |  |  |  |
|---------------|--------------------|------|------|-----------------|-----|-----|-----------------|------|--|--|--|--|
|               | W                  | D    | H    | W               | D   | H   | W               | H    |  |  |  |  |
| IN            | 29                 | 31.5 | 38.5 | 21.5            | 20  | 17  | 21              | 21.5 |  |  |  |  |
| MM            | 737                | 800  | 978  | 546             | 508 | 432 | 533             | 546  |  |  |  |  |
| <b>RTA 00</b> | 1 per carton       |      |      |                 |     |     |                 |      |  |  |  |  |

DESCRIPTION FEATURES MODEL # STANDARD TEXTILE GRADES



**Mid Back Lounge Chair w/Four-Legged Wood Base**  
 COM: 3.5 YD | 3.2 M  
 Unit weight: 43.5 LB | 19.8 KG  
 Carton weight: 53.5 LB | 24.27 KG  
 Carton volume: 25.5 FT³ | 0.72 MT³

|               | sealed seam upcharges |          |
|---------------|-----------------------|----------|
|               | (S2)                  | (SE)     |
| <b>8027</b>   | Add \$74              | Add \$29 |
| <b>8027F</b>  | Add \$74              | Add \$44 |
| <b>8027P</b>  | Add \$90              | Add \$29 |
| <b>8027PF</b> | Add \$90              | Add \$44 |

|                                      | 1    | 2    | 3    | 4    | 5    | 6    | 7    | 8    | 9    | 10   | 11   | 12   |
|--------------------------------------|------|------|------|------|------|------|------|------|------|------|------|------|
| <b>8027</b>                          | 2423 | 2535 | 2630 | 2738 | 2917 | 3081 | 3246 | 3389 | 3568 | 3736 | 3963 | 4285 |
| <b>8027F</b>                         | 2573 | 2709 | 2824 | 2956 | 3172 | 3372 | 3572 | 3746 | 3963 | 4167 | 4443 | 4834 |
| flip-forward seat                    |      |      |      |      |      |      |      |      |      |      |      |      |
| <b>8027P</b>                         | 2443 | 2555 | 2650 | 2758 | 2937 | 3101 | 3266 | 3409 | 3588 | 3756 | 3983 | 4305 |
| with arm patches                     |      |      |      |      |      |      |      |      |      |      |      |      |
| <b>8027PF</b>                        | 2593 | 2729 | 2844 | 2976 | 3192 | 3392 | 3592 | 3766 | 3983 | 4187 | 4463 | 4854 |
| with arm patches + flip-forward seat |      |      |      |      |      |      |      |      |      |      |      |      |

|    | OVERALL DIMENSIONS |      |      | SEAT DIMENSIONS |     |     | BACK DIMENSIONS |      |
|----|--------------------|------|------|-----------------|-----|-----|-----------------|------|
|    | W                  | D    | H    | W               | D   | H   | W               | H    |
| IN | 29                 | 31.5 | 38.5 | 21.5            | 20  | 17  | 21              | 21.5 |
| MM | 737                | 800  | 978  | 546             | 508 | 432 | 533             | 546  |

**RTA 00** 1 per carton



**Mid Back Lounge Chair w/Wood Swivel Base**  
 COM: 3.5 YD | 3.2 M  
 Unit weight: 44 LB | 20 KG  
 Carton weight: 54 LB | 24.49 KG  
 Carton volume: 25.5 FT³ | 0.72 MT³

|               | sealed seam upcharges |          |
|---------------|-----------------------|----------|
|               | (S2)                  | (SE)     |
| <b>8035</b>   | Add \$74              | Add \$29 |
| <b>8035F</b>  | Add \$74              | Add \$44 |
| <b>8035P</b>  | Add \$90              | Add \$29 |
| <b>8035PF</b> | Add \$90              | Add \$44 |

|                                      | 1    | 2    | 3    | 4    | 5    | 6    | 7    | 8    | 9    | 10   | 11   | 12   |
|--------------------------------------|------|------|------|------|------|------|------|------|------|------|------|------|
| <b>8035</b>                          | 2423 | 2535 | 2630 | 2738 | 2917 | 3081 | 3246 | 3389 | 3568 | 3736 | 3963 | 4285 |
| <b>8035F</b>                         | 2573 | 2709 | 2824 | 2956 | 3172 | 3372 | 3572 | 3746 | 3963 | 4167 | 4443 | 4834 |
| flip-forward seat                    |      |      |      |      |      |      |      |      |      |      |      |      |
| <b>8035P</b>                         | 2443 | 2555 | 2650 | 2758 | 2937 | 3101 | 3266 | 3409 | 3588 | 3756 | 3983 | 4305 |
| with arm patches                     |      |      |      |      |      |      |      |      |      |      |      |      |
| <b>8035PF</b>                        | 2593 | 2729 | 2844 | 2976 | 3192 | 3392 | 3592 | 3766 | 3983 | 4187 | 4463 | 4854 |
| with arm patches + flip-forward seat |      |      |      |      |      |      |      |      |      |      |      |      |

|    | OVERALL DIMENSIONS |      |      | SEAT DIMENSIONS |     |     | BACK DIMENSIONS |      |
|----|--------------------|------|------|-----------------|-----|-----|-----------------|------|
|    | W                  | D    | H    | W               | D   | H   | W               | H    |
| IN | 29                 | 31.5 | 38.5 | 21.5            | 20  | 17  | 21              | 21.5 |
| MM | 737                | 800  | 978  | 546             | 508 | 432 | 533             | 546  |

**RTA 00** 1 per carton



**Mid Back Lounge Chair w/Chrome Swivel Base**  
 COM: 3.5 YD | 3.2 M  
 Unit weight: 50 LB | 22.7 KG  
 Carton weight: 60 LB | 27.22 KG  
 Carton volume: 25.5 FT³ | 0.72 MT³

|               | sealed seam upcharges |          |
|---------------|-----------------------|----------|
|               | (S2)                  | (SE)     |
| <b>8036</b>   | Add \$74              | Add \$29 |
| <b>8036F</b>  | Add \$74              | Add \$44 |
| <b>8036P</b>  | Add \$90              | Add \$29 |
| <b>8036PF</b> | Add \$90              | Add \$44 |

|                                      | 1    | 2    | 3    | 4    | 5    | 6    | 7    | 8    | 9    | 10   | 11   | 12   |
|--------------------------------------|------|------|------|------|------|------|------|------|------|------|------|------|
| <b>8036</b>                          | 2439 | 2551 | 2646 | 2754 | 2933 | 3097 | 3262 | 3405 | 3584 | 3752 | 3979 | 4301 |
| <b>8036F</b>                         | 2589 | 2725 | 2840 | 2972 | 3188 | 3388 | 3588 | 3762 | 3979 | 4183 | 4459 | 4850 |
| flip-forward seat                    |      |      |      |      |      |      |      |      |      |      |      |      |
| <b>8036P</b>                         | 2459 | 2571 | 2666 | 2774 | 2953 | 3117 | 3282 | 3425 | 3604 | 3772 | 3999 | 4321 |
| with arm patches                     |      |      |      |      |      |      |      |      |      |      |      |      |
| <b>8036PF</b>                        | 2609 | 2745 | 2860 | 2992 | 3208 | 3408 | 3608 | 3782 | 3999 | 4203 | 4479 | 4870 |
| with arm patches + flip-forward seat |      |      |      |      |      |      |      |      |      |      |      |      |

|    | OVERALL DIMENSIONS |      |      | SEAT DIMENSIONS |     |     | BACK DIMENSIONS |      |
|----|--------------------|------|------|-----------------|-----|-----|-----------------|------|
|    | W                  | D    | H    | W               | D   | H   | W               | H    |
| IN | 29                 | 31.5 | 38.5 | 21.5            | 20  | 17  | 21              | 21.5 |
| MM | 737                | 800  | 978  | 546             | 508 | 432 | 533             | 546  |

**RTA 00** 1 per carton





**High Back Lounge Chair w/Sled Base**  
 COM: 3.75 YD | 3.43 M  
 Unit weight: 46 LB | 20.9 KG  
 Carton weight: 56 LB | 25.4 KG  
 Carton volume: 28.25 FT³ | 0.79 MT³



|                | sealed seam upcharges |          |
|----------------|-----------------------|----------|
|                | (S2)                  | (SE)     |
| <b>8028</b>    | Add \$76              | Add \$29 |
| <b>8028F</b>   | Add \$76              | Add \$44 |
| <b>8028P</b>   | Add \$93              | Add \$29 |
| <b>8028PF</b>  | Add \$93              | Add \$44 |
| <b>8028PH</b>  | Add \$112             | Add \$29 |
| <b>8028PHF</b> | Add \$112             | Add \$44 |



|   | 1    | 2    | 3    | 4    | 5    | 6    | 7    | 8    | 9    | 10   | 11   | 12   |
|---|------|------|------|------|------|------|------|------|------|------|------|------|
| <b>8028</b>                                 | 2150 | 2270 | 2371 | 2488 | 2679 | 2855 | 3031 | 3185 | 3376 | 3556 | 3800 | 4145 |
| <b>8028F</b>                                | 2325 | 2469 | 2591 | 2731 | 2959 | 3171 | 3383 | 3567 | 3797 | 4013 | 4305 | 4719 |
| flip-forward seat                           |      |      |      |      |      |      |      |      |      |      |      |      |
| <b>8028P</b>                                | 2170 | 2290 | 2391 | 2508 | 2699 | 2875 | 3051 | 3205 | 3396 | 3576 | 3820 | 4165 |
| with arm patches                            |      |      |      |      |      |      |      |      |      |      |      |      |
| <b>8028PF</b>                               | 2345 | 2489 | 2611 | 2751 | 2979 | 3191 | 3403 | 3587 | 3817 | 4033 | 4325 | 4739 |
| with arm patches + flip-forward seat        |      |      |      |      |      |      |      |      |      |      |      |      |
| <b>8028PH</b>                               | 2200 | 2320 | 2421 | 2538 | 2729 | 2905 | 3081 | 3235 | 3426 | 3606 | 3850 | 4195 |
| with arm + head patches                     |      |      |      |      |      |      |      |      |      |      |      |      |
| <b>8028PHF</b>                              | 2375 | 2519 | 2641 | 2781 | 3009 | 3221 | 3433 | 3617 | 3847 | 4063 | 4355 | 4769 |
| with arm + head patches + flip-forward seat |      |      |      |      |      |      |      |      |      |      |      |      |

|    | OVERALL DIMENSIONS |      |      | SEAT DIMENSIONS |     |     | BACK DIMENSIONS |      |
|----|--------------------|------|------|-----------------|-----|-----|-----------------|------|
|    | W                  | D    | H    | W               | D   | H   | W               | H    |
| IN | 29                 | 31.5 | 44.5 | 21.5            | 20  | 17  | 21              | 27.5 |
| MM | 737                | 800  | 1130 | 546             | 508 | 432 | 533             | 699  |

**RTA 00** 1 per carton

| DESCRIPTION  | FEATURES   | MODEL #           | STANDARD TEXTILE GRADES   |          |             |                        |          |              |                        |          |              |          |          |               |          |          |               |           |          |                |           |          |             |      |      |      |      |      |      |      |      |      |      |      |      |
|--|--|-------------------|---------------------------|----------|-------------|------------------------|----------|--------------|------------------------|----------|--------------|----------|----------|---------------|----------|----------|---------------|-----------|----------|----------------|-----------|----------|-------------|------|------|------|------|------|------|------|------|------|------|------|------|
|  |  |                   | 1                         | 2        | 3           | 4                      | 5        | 6            | 7                      | 8        | 9            | 10       | 11       | 12            |          |          |               |           |          |                |           |          |             |      |      |      |      |      |      |      |      |      |      |      |      |
| <br><br><b>High Back Lounge Chair w/Four-Legged Wood Base</b><br>COM: 3.75 YD   3.43 M<br>Unit weight: 46.5 LB   21.1 KG<br>Carton weight: 56.5 LB   25.63 KG<br>Carton volume: 28.25 FT³   0.79 MT³ | sealed seam upcharges<br><table border="1"> <thead> <tr> <th></th> <th>(S2)</th> <th>(SE)</th> </tr> </thead> <tbody> <tr> <td><b>8029</b></td> <td>Add \$76</td> <td>Add \$29</td> </tr> <tr> <td><b>8029F</b></td> <td>Add \$76</td> <td>Add \$44</td> </tr> <tr> <td><b>8029P</b></td> <td>Add \$93</td> <td>Add \$29</td> </tr> <tr> <td><b>8029PF</b></td> <td>Add \$93</td> <td>Add \$44</td> </tr> <tr> <td><b>8029PH</b></td> <td>Add \$112</td> <td>Add \$29</td> </tr> <tr> <td><b>8029PHF</b></td> <td>Add \$112</td> <td>Add \$44</td> </tr> </tbody> </table> |                   | (S2)                      | (SE)     | <b>8029</b> | Add \$76               | Add \$29 | <b>8029F</b> | Add \$76               | Add \$44 | <b>8029P</b> | Add \$93 | Add \$29 | <b>8029PF</b> | Add \$93 | Add \$44 | <b>8029PH</b> | Add \$112 | Add \$29 | <b>8029PHF</b> | Add \$112 | Add \$44 | <b>8029</b> | 2650 | 2770 | 2871 | 2988 | 3179 | 3355 | 3531 | 3685 | 3876 | 4056 | 4300 | 4645 |
|  |  |                   | (S2)                      | (SE)     |             |                        |          |              |                        |          |              |          |          |               |          |          |               |           |          |                |           |          |             |      |      |      |      |      |      |      |      |      |      |      |      |
|  |  | <b>8029</b>       | Add \$76                  | Add \$29 |             |                        |          |              |                        |          |              |          |          |               |          |          |               |           |          |                |           |          |             |      |      |      |      |      |      |      |      |      |      |      |      |
|  |  | <b>8029F</b>      | Add \$76                  | Add \$44 |             |                        |          |              |                        |          |              |          |          |               |          |          |               |           |          |                |           |          |             |      |      |      |      |      |      |      |      |      |      |      |      |
|  |  | <b>8029P</b>      | Add \$93                  | Add \$29 |             |                        |          |              |                        |          |              |          |          |               |          |          |               |           |          |                |           |          |             |      |      |      |      |      |      |      |      |      |      |      |      |
|  |  | <b>8029PF</b>     | Add \$93                  | Add \$44 |             |                        |          |              |                        |          |              |          |          |               |          |          |               |           |          |                |           |          |             |      |      |      |      |      |      |      |      |      |      |      |      |
|  |  | <b>8029PH</b>     | Add \$112                 | Add \$29 |             |                        |          |              |                        |          |              |          |          |               |          |          |               |           |          |                |           |          |             |      |      |      |      |      |      |      |      |      |      |      |      |
|  |  | <b>8029PHF</b>    | Add \$112                 | Add \$44 |             |                        |          |              |                        |          |              |          |          |               |          |          |               |           |          |                |           |          |             |      |      |      |      |      |      |      |      |      |      |      |      |
|  |  | <b>8029F</b>      | 2825                      | 2969     | 3091        | 3231                   | 3459     | 3671         | 3883                   | 4067     | 4297         | 4513     | 4805     | 5219          |          |          |               |           |          |                |           |          |             |      |      |      |      |      |      |      |      |      |      |      |      |
|  |  | flip-forward seat |                           |          |             |                        |          |              |                        |          |              |          |          |               |          |          |               |           |          |                |           |          |             |      |      |      |      |      |      |      |      |      |      |      |      |
| <b>8029P</b>   | 2670   | 2790              | 2891                      | 3008     | 3199        | 3375                   | 3551     | 3705         | 3896                   | 4076     | 4320         | 4665     |          |               |          |          |               |           |          |                |           |          |             |      |      |      |      |      |      |      |      |      |      |      |      |
| with arm patches   |  |                   |                           |          |             |                        |          |              |                        |          |              |          |          |               |          |          |               |           |          |                |           |          |             |      |      |      |      |      |      |      |      |      |      |      |      |
| <b>8029PF</b>  | 2845   | 2989              | 3111                      | 3251     | 3479        | 3691                   | 3903     | 4087         | 4317                   | 4533     | 4825         | 5239     |          |               |          |          |               |           |          |                |           |          |             |      |      |      |      |      |      |      |      |      |      |      |      |
| with arm patches + flip-forward seat   |  |                   |                           |          |             |                        |          |              |                        |          |              |          |          |               |          |          |               |           |          |                |           |          |             |      |      |      |      |      |      |      |      |      |      |      |      |
| <b>8029PH</b>  | 2700   | 2820              | 2921                      | 3038     | 3229        | 3405                   | 3581     | 3735         | 3926                   | 4106     | 4350         | 4695     |          |               |          |          |               |           |          |                |           |          |             |      |      |      |      |      |      |      |      |      |      |      |      |
| with arm + head patches  |  |                   |                           |          |             |                        |          |              |                        |          |              |          |          |               |          |          |               |           |          |                |           |          |             |      |      |      |      |      |      |      |      |      |      |      |      |
| <b>8029PHF</b>   | 2875   | 3019              | 3141                      | 3281     | 3509        | 3721                   | 3933     | 4117         | 4347                   | 4563     | 4855         | 5269     |          |               |          |          |               |           |          |                |           |          |             |      |      |      |      |      |      |      |      |      |      |      |      |
| with arm + head patches + flip-forward seat  |  |                   |                           |          |             |                        |          |              |                        |          |              |          |          |               |          |          |               |           |          |                |           |          |             |      |      |      |      |      |      |      |      |      |      |      |      |
|  |  |                   | <b>OVERALL DIMENSIONS</b> |          |             | <b>SEAT DIMENSIONS</b> |          |              | <b>BACK DIMENSIONS</b> |          |              |          |          |               |          |          |               |           |          |                |           |          |             |      |      |      |      |      |      |      |      |      |      |      |      |
|  |  |                   | <b>W</b>                  | <b>D</b> | <b>H</b>    | <b>W</b>               | <b>D</b> | <b>H</b>     | <b>W</b>               | <b>H</b> |              |          |          |               |          |          |               |           |          |                |           |          |             |      |      |      |      |      |      |      |      |      |      |      |      |
|  |  |                   | IN 29                     | 31.5     | 44.5        | 21.5                   | 20       | 17           | 21                     | 27.5     |              |          |          |               |          |          |               |           |          |                |           |          |             |      |      |      |      |      |      |      |      |      |      |      |      |
|  |  |                   | MM 737                    | 800      | 1130        | 546                    | 508      | 432          | 533                    | 699      |              |          |          |               |          |          |               |           |          |                |           |          |             |      |      |      |      |      |      |      |      |      |      |      |      |
|  |  |                   | <b>RTA 00</b>             |          |             | 1 per carton           |          |              |                        |          |              |          |          |               |          |          |               |           |          |                |           |          |             |      |      |      |      |      |      |      |      |      |      |      |      |

| DESCRIPTION   | FEATURES   | MODEL #           | STANDARD TEXTILE GRADES   |          |             |                        |          |              |                        |          |              |          |          |               |          |          |               |           |          |                |           |          |             |      |      |      |      |      |      |      |      |      |      |      |      |
|---|--|-------------------|---------------------------|----------|-------------|------------------------|----------|--------------|------------------------|----------|--------------|----------|----------|---------------|----------|----------|---------------|-----------|----------|----------------|-----------|----------|-------------|------|------|------|------|------|------|------|------|------|------|------|------|
|   |  |                   | 1                         | 2        | 3           | 4                      | 5        | 6            | 7                      | 8        | 9            | 10       | 11       | 12            |          |          |               |           |          |                |           |          |             |      |      |      |      |      |      |      |      |      |      |      |      |
| <br><br><b>High Back Lounge Chair w/Wood Swivel Base</b><br>COM: 3.75 YD   3.43 M<br>Unit weight: 47 LB   21.4 KG<br>Carton weight: 57 LB   25.85 KG<br>Carton volume: 28.25 FT³   0.79 MT³ | sealed seam upcharges<br><table border="1"> <thead> <tr> <th></th> <th>(S2)</th> <th>(SE)</th> </tr> </thead> <tbody> <tr> <td><b>8037</b></td> <td>Add \$76</td> <td>Add \$29</td> </tr> <tr> <td><b>8037F</b></td> <td>Add \$76</td> <td>Add \$44</td> </tr> <tr> <td><b>8037P</b></td> <td>Add \$93</td> <td>Add \$29</td> </tr> <tr> <td><b>8037PF</b></td> <td>Add \$93</td> <td>Add \$44</td> </tr> <tr> <td><b>8037PH</b></td> <td>Add \$112</td> <td>Add \$29</td> </tr> <tr> <td><b>8037PHF</b></td> <td>Add \$112</td> <td>Add \$44</td> </tr> </tbody> </table> |                   | (S2)                      | (SE)     | <b>8037</b> | Add \$76               | Add \$29 | <b>8037F</b> | Add \$76               | Add \$44 | <b>8037P</b> | Add \$93 | Add \$29 | <b>8037PF</b> | Add \$93 | Add \$44 | <b>8037PH</b> | Add \$112 | Add \$29 | <b>8037PHF</b> | Add \$112 | Add \$44 | <b>8037</b> | 2650 | 2770 | 2871 | 2988 | 3179 | 3355 | 3531 | 3685 | 3876 | 4056 | 4300 | 4645 |
|   |  |                   | (S2)                      | (SE)     |             |                        |          |              |                        |          |              |          |          |               |          |          |               |           |          |                |           |          |             |      |      |      |      |      |      |      |      |      |      |      |      |
|   |  | <b>8037</b>       | Add \$76                  | Add \$29 |             |                        |          |              |                        |          |              |          |          |               |          |          |               |           |          |                |           |          |             |      |      |      |      |      |      |      |      |      |      |      |      |
|   |  | <b>8037F</b>      | Add \$76                  | Add \$44 |             |                        |          |              |                        |          |              |          |          |               |          |          |               |           |          |                |           |          |             |      |      |      |      |      |      |      |      |      |      |      |      |
|   |  | <b>8037P</b>      | Add \$93                  | Add \$29 |             |                        |          |              |                        |          |              |          |          |               |          |          |               |           |          |                |           |          |             |      |      |      |      |      |      |      |      |      |      |      |      |
|   |  | <b>8037PF</b>     | Add \$93                  | Add \$44 |             |                        |          |              |                        |          |              |          |          |               |          |          |               |           |          |                |           |          |             |      |      |      |      |      |      |      |      |      |      |      |      |
|   |  | <b>8037PH</b>     | Add \$112                 | Add \$29 |             |                        |          |              |                        |          |              |          |          |               |          |          |               |           |          |                |           |          |             |      |      |      |      |      |      |      |      |      |      |      |      |
|   |  | <b>8037PHF</b>    | Add \$112                 | Add \$44 |             |                        |          |              |                        |          |              |          |          |               |          |          |               |           |          |                |           |          |             |      |      |      |      |      |      |      |      |      |      |      |      |
|   |  | <b>8037F</b>      | 2825                      | 2969     | 3091        | 3231                   | 3459     | 3671         | 3883                   | 4067     | 4297         | 4513     | 4805     | 5219          |          |          |               |           |          |                |           |          |             |      |      |      |      |      |      |      |      |      |      |      |      |
|   |  | flip-forward seat |                           |          |             |                        |          |              |                        |          |              |          |          |               |          |          |               |           |          |                |           |          |             |      |      |      |      |      |      |      |      |      |      |      |      |
| <b>8037P</b>  | 2670   | 2790              | 2891                      | 3008     | 3199        | 3375                   | 3551     | 3705         | 3896                   | 4076     | 4320         | 4665     |          |               |          |          |               |           |          |                |           |          |             |      |      |      |      |      |      |      |      |      |      |      |      |
| with arm patches  |  |                   |                           |          |             |                        |          |              |                        |          |              |          |          |               |          |          |               |           |          |                |           |          |             |      |      |      |      |      |      |      |      |      |      |      |      |
| <b>8037PF</b>   | 2845   | 2989              | 3111                      | 3251     | 3479        | 3691                   | 3903     | 4087         | 4317                   | 4533     | 4825         | 5239     |          |               |          |          |               |           |          |                |           |          |             |      |      |      |      |      |      |      |      |      |      |      |      |
| with arm patches + flip-forward seat  |  |                   |                           |          |             |                        |          |              |                        |          |              |          |          |               |          |          |               |           |          |                |           |          |             |      |      |      |      |      |      |      |      |      |      |      |      |
| <b>8037PH</b>   | 2700   | 2820              | 2921                      | 3038     | 3229        | 3405                   | 3581     | 3735         | 3926                   | 4106     | 4350         | 4695     |          |               |          |          |               |           |          |                |           |          |             |      |      |      |      |      |      |      |      |      |      |      |      |
| with arm + head patches   |  |                   |                           |          |             |                        |          |              |                        |          |              |          |          |               |          |          |               |           |          |                |           |          |             |      |      |      |      |      |      |      |      |      |      |      |      |
| <b>8037PHF</b>  | 2875   | 3019              | 3141                      | 3281     | 3509        | 3721                   | 3933     | 4117         | 4347                   | 4563     | 4855         | 5269     |          |               |          |          |               |           |          |                |           |          |             |      |      |      |      |      |      |      |      |      |      |      |      |
| with arm + head patches + flip-forward seat   |  |                   |                           |          |             |                        |          |              |                        |          |              |          |          |               |          |          |               |           |          |                |           |          |             |      |      |      |      |      |      |      |      |      |      |      |      |
|   |  |                   | <b>OVERALL DIMENSIONS</b> |          |             | <b>SEAT DIMENSIONS</b> |          |              | <b>BACK DIMENSIONS</b> |          |              |          |          |               |          |          |               |           |          |                |           |          |             |      |      |      |      |      |      |      |      |      |      |      |      |
|   |  |                   | <b>W</b>                  | <b>D</b> | <b>H</b>    | <b>W</b>               | <b>D</b> | <b>H</b>     | <b>W</b>               | <b>H</b> |              |          |          |               |          |          |               |           |          |                |           |          |             |      |      |      |      |      |      |      |      |      |      |      |      |
|   |  |                   | IN 29                     | 31.5     | 44.5        | 21.5                   | 20       | 17           | 21                     | 27.5     |              |          |          |               |          |          |               |           |          |                |           |          |             |      |      |      |      |      |      |      |      |      |      |      |      |
|   |  |                   | MM 737                    | 800      | 1130        | 546                    | 508      | 432          | 533                    | 699      |              |          |          |               |          |          |               |           |          |                |           |          |             |      |      |      |      |      |      |      |      |      |      |      |      |
|   |  |                   | <b>RTA 00</b>             |          |             | 1 per carton           |          |              |                        |          |              |          |          |               |          |          |               |           |          |                |           |          |             |      |      |      |      |      |      |      |      |      |      |      |      |

| DESCRIPTION   | FEATURES   | MODEL #           | STANDARD TEXTILE GRADES   |          |             |                        |          |              |                        |          |              |          |          |               |          |          |               |           |          |                |           |          |             |      |      |      |      |      |      |      |      |      |      |      |      |
|---|--|-------------------|---------------------------|----------|-------------|------------------------|----------|--------------|------------------------|----------|--------------|----------|----------|---------------|----------|----------|---------------|-----------|----------|----------------|-----------|----------|-------------|------|------|------|------|------|------|------|------|------|------|------|------|
|   |  |                   | 1                         | 2        | 3           | 4                      | 5        | 6            | 7                      | 8        | 9            | 10       | 11       | 12            |          |          |               |           |          |                |           |          |             |      |      |      |      |      |      |      |      |      |      |      |      |
| <br><br><b>High Back Lounge Chair w/Chrome Swivel Base</b><br>COM: 3.75 YD   3.43 M<br>Unit weight: 53 LB   24.1 KG<br>Carton weight: 63 LB   28.58 KG<br>Carton volume: 28.25 FT³   0.79 MT³ | sealed seam upcharges<br><table border="1"> <thead> <tr> <th></th> <th>(S2)</th> <th>(SE)</th> </tr> </thead> <tbody> <tr> <td><b>8038</b></td> <td>Add \$76</td> <td>Add \$29</td> </tr> <tr> <td><b>8038F</b></td> <td>Add \$76</td> <td>Add \$44</td> </tr> <tr> <td><b>8038P</b></td> <td>Add \$93</td> <td>Add \$29</td> </tr> <tr> <td><b>8038PF</b></td> <td>Add \$93</td> <td>Add \$44</td> </tr> <tr> <td><b>8038PH</b></td> <td>Add \$112</td> <td>Add \$29</td> </tr> <tr> <td><b>8038PHF</b></td> <td>Add \$112</td> <td>Add \$44</td> </tr> </tbody> </table> |                   | (S2)                      | (SE)     | <b>8038</b> | Add \$76               | Add \$29 | <b>8038F</b> | Add \$76               | Add \$44 | <b>8038P</b> | Add \$93 | Add \$29 | <b>8038PF</b> | Add \$93 | Add \$44 | <b>8038PH</b> | Add \$112 | Add \$29 | <b>8038PHF</b> | Add \$112 | Add \$44 | <b>8038</b> | 2666 | 2786 | 2887 | 3004 | 3195 | 3371 | 3547 | 3701 | 3892 | 4072 | 4316 | 4661 |
|   |  |                   | (S2)                      | (SE)     |             |                        |          |              |                        |          |              |          |          |               |          |          |               |           |          |                |           |          |             |      |      |      |      |      |      |      |      |      |      |      |      |
|   |  | <b>8038</b>       | Add \$76                  | Add \$29 |             |                        |          |              |                        |          |              |          |          |               |          |          |               |           |          |                |           |          |             |      |      |      |      |      |      |      |      |      |      |      |      |
|   |  | <b>8038F</b>      | Add \$76                  | Add \$44 |             |                        |          |              |                        |          |              |          |          |               |          |          |               |           |          |                |           |          |             |      |      |      |      |      |      |      |      |      |      |      |      |
|   |  | <b>8038P</b>      | Add \$93                  | Add \$29 |             |                        |          |              |                        |          |              |          |          |               |          |          |               |           |          |                |           |          |             |      |      |      |      |      |      |      |      |      |      |      |      |
|   |  | <b>8038PF</b>     | Add \$93                  | Add \$44 |             |                        |          |              |                        |          |              |          |          |               |          |          |               |           |          |                |           |          |             |      |      |      |      |      |      |      |      |      |      |      |      |
|   |  | <b>8038PH</b>     | Add \$112                 | Add \$29 |             |                        |          |              |                        |          |              |          |          |               |          |          |               |           |          |                |           |          |             |      |      |      |      |      |      |      |      |      |      |      |      |
|   |  | <b>8038PHF</b>    | Add \$112                 | Add \$44 |             |                        |          |              |                        |          |              |          |          |               |          |          |               |           |          |                |           |          |             |      |      |      |      |      |      |      |      |      |      |      |      |
|   |  | <b>8038F</b>      | 2841                      | 2985     | 3107        | 3247                   | 3475     | 3687         | 3899                   | 4083     | 4313         | 4529     | 4821     | 5235          |          |          |               |           |          |                |           |          |             |      |      |      |      |      |      |      |      |      |      |      |      |
|   |  | flip-forward seat |                           |          |             |                        |          |              |                        |          |              |          |          |               |          |          |               |           |          |                |           |          |             |      |      |      |      |      |      |      |      |      |      |      |      |
| <b>8038P</b>  | 2686   | 2806              | 2907                      | 3024     | 3215        | 3391                   | 3567     | 3721         | 3912                   | 4092     | 4336         | 4681     |          |               |          |          |               |           |          |                |           |          |             |      |      |      |      |      |      |      |      |      |      |      |      |
| with arm patches  |  |                   |                           |          |             |                        |          |              |                        |          |              |          |          |               |          |          |               |           |          |                |           |          |             |      |      |      |      |      |      |      |      |      |      |      |      |
| <b>8038PF</b>   | 2861   | 3005              | 3127                      | 3267     | 3495        | 3707                   | 3919     | 4103         | 4333                   | 4549     | 4841         | 5255     |          |               |          |          |               |           |          |                |           |          |             |      |      |      |      |      |      |      |      |      |      |      |      |
| with arm patches + flip-forward seat  |  |                   |                           |          |             |                        |          |              |                        |          |              |          |          |               |          |          |               |           |          |                |           |          |             |      |      |      |      |      |      |      |      |      |      |      |      |
| <b>8038PH</b>   | 2716   | 2836              | 2937                      | 3054     | 3245        | 3421                   | 3597     | 3751         | 3942                   | 4122     | 4366         | 4711     |          |               |          |          |               |           |          |                |           |          |             |      |      |      |      |      |      |      |      |      |      |      |      |
| with arm + head patches   |  |                   |                           |          |             |                        |          |              |                        |          |              |          |          |               |          |          |               |           |          |                |           |          |             |      |      |      |      |      |      |      |      |      |      |      |      |
| <b>8038PHF</b>  | 2891   | 3035              | 3157                      | 3297     | 3525        | 3737                   | 3949     | 4133         | 4363                   | 4579     | 4871         | 5285     |          |               |          |          |               |           |          |                |           |          |             |      |      |      |      |      |      |      |      |      |      |      |      |
| with arm + head patches + flip-forward seat   |  |                   |                           |          |             |                        |          |              |                        |          |              |          |          |               |          |          |               |           |          |                |           |          |             |      |      |      |      |      |      |      |      |      |      |      |      |
|   |  |                   | <b>OVERALL DIMENSIONS</b> |          |             | <b>SEAT DIMENSIONS</b> |          |              | <b>BACK DIMENSIONS</b> |          |              |          |          |               |          |          |               |           |          |                |           |          |             |      |      |      |      |      |      |      |      |      |      |      |      |
|   |  |                   | <b>W</b>                  | <b>D</b> | <b>H</b>    | <b>W</b>               | <b>D</b> | <b>H</b>     | <b>W</b>               | <b>H</b> |              |          |          |               |          |          |               |           |          |                |           |          |             |      |      |      |      |      |      |      |      |      |      |      |      |
|   |  |                   | IN 29                     | 31.5     | 44.5        | 21.5                   | 20       | 17           | 21                     | 27.5     |              |          |          |               |          |          |               |           |          |                |           |          |             |      |      |      |      |      |      |      |      |      |      |      |      |
|   |  |                   | MM 737                    | 800      | 1130        | 546                    | 508      | 432          | 533                    | 699      |              |          |          |               |          |          |               |           |          |                |           |          |             |      |      |      |      |      |      |      |      |      |      |      |      |
|   |  |                   | <b>RTA 00</b>             |          |             | 1 per carton           |          |              |                        |          |              |          |          |               |          |          |               |           |          |                |           |          |             |      |      |      |      |      |      |      |      |      |      |      |      |

DESCRIPTION FEATURES MODEL # STANDARD TEXTILE GRADES



**Counter Stool w/Sled Base**  
 COM: 1.5 YD | 1.37 M  
 Unit weight: 23.5 LB | 10.7 KG  
 Carton weight: 30 LB | 13.61 KG  
 Carton volume: 9 FT³ | 0.25 MT³

|                       |          |          |
|-----------------------|----------|----------|
| sealed seam upcharges | (S2)     | (SE)     |
| <b>8051</b>           | Add \$26 | Add \$17 |

|             | 1    | 2    | 3    | 4    | 5    | 6    | 7    | 8    | 9    | 10   | 11   | 12   |
|-------------|------|------|------|------|------|------|------|------|------|------|------|------|
| <b>8051</b> | 1135 | 1183 | 1224 | 1270 | 1347 | 1417 | 1488 | 1549 | 1626 | 1698 | 1795 | 1933 |

| OVERALL DIMENSIONS |   |   | SEAT DIMENSIONS |   |   | BACK DIMENSIONS |   |  |
|--------------------|---|---|-----------------|---|---|-----------------|---|--|
| W                  | D | H | W               | D | H | W               | H |  |

|    |       |     |      |      |       |      |      |     |
|----|-------|-----|------|------|-------|------|------|-----|
| IN | 19.25 | 19  | 34.5 | 15.5 | 15.75 | 24.5 | 12.5 | 10  |
| MM | 489   | 483 | 876  | 394  | 400   | 622  | 318  | 254 |

**RTA 00** 1 per carton



**Counter Stool w/Four-Legged Wood Base**  
 COM: 1.5 YD | 1.37 M  
 Unit weight: 22 LB | 10 KG  
 Carton weight: 28 LB | 12.7 KG  
 Carton volume: 9 FT³ | 0.25 MT³

|                       |          |          |
|-----------------------|----------|----------|
| sealed seam upcharges | (S2)     | (SE)     |
| <b>8052</b>           | Add \$26 | Add \$17 |

|             | 1    | 2    | 3    | 4    | 5    | 6    | 7    | 8    | 9    | 10   | 11   | 12   |
|-------------|------|------|------|------|------|------|------|------|------|------|------|------|
| <b>8052</b> | 1685 | 1733 | 1774 | 1820 | 1897 | 1967 | 2038 | 2099 | 2176 | 2248 | 2345 | 2483 |

| OVERALL DIMENSIONS |   |   | SEAT DIMENSIONS |   |   | BACK DIMENSIONS |   |  |
|--------------------|---|---|-----------------|---|---|-----------------|---|--|
| W                  | D | H | W               | D | H | W               | H |  |

|    |       |     |      |      |       |      |      |     |
|----|-------|-----|------|------|-------|------|------|-----|
| IN | 19.25 | 19  | 34.5 | 15.5 | 15.75 | 24.5 | 12.5 | 10  |
| MM | 489   | 483 | 876  | 394  | 400   | 622  | 318  | 254 |

**RTA 00** 1 per carton



**Counter Stool w/Chrome Swivel Base**  
 COM: 1.5 YD | 1.37 M  
 Unit weight: 36.5 LB | 16.6 KG  
 Carton weight: 43 LB | 19.5 KG  
 Carton volume: 11.5 FT³ | 0.32 MT³

|                       |          |          |
|-----------------------|----------|----------|
| sealed seam upcharges | (S2)     | (SE)     |
| <b>8053</b>           | Add \$26 | Add \$17 |

|             | 1    | 2    | 3    | 4    | 5    | 6    | 7    | 8    | 9    | 10   | 11   | 12   |
|-------------|------|------|------|------|------|------|------|------|------|------|------|------|
| <b>8053</b> | 2185 | 2233 | 2274 | 2320 | 2397 | 2467 | 2538 | 2599 | 2676 | 2748 | 2845 | 2983 |

| OVERALL DIMENSIONS |   |   | SEAT DIMENSIONS |   |   | BACK DIMENSIONS |   |  |
|--------------------|---|---|-----------------|---|---|-----------------|---|--|
| W                  | D | H | W               | D | H | W               | H |  |

|    |       |     |      |      |       |      |      |     |
|----|-------|-----|------|------|-------|------|------|-----|
| IN | 19.25 | 20  | 34.5 | 15.5 | 15.75 | 24.5 | 12.5 | 10  |
| MM | 489   | 508 | 876  | 394  | 400   | 622  | 318  | 254 |

**RTA 00** 1 per carton



**Bar Stool w/Sled Base**  
 COM: 1.5 YD | 1.37 M  
 Unit weight: 25 LB | 11.4 KG  
 Carton weight: 33 LB | 14.97 KG  
 Carton volume: 11 FT³ | 0.31 MT³

|                       |          |          |
|-----------------------|----------|----------|
| sealed seam upcharges | (S2)     | (SE)     |
| <b>8054</b>           | Add \$26 | Add \$17 |

|             | 1    | 2    | 3    | 4    | 5    | 6    | 7    | 8    | 9    | 10   | 11   | 12   |
|-------------|------|------|------|------|------|------|------|------|------|------|------|------|
| <b>8054</b> | 1210 | 1258 | 1299 | 1345 | 1422 | 1492 | 1563 | 1624 | 1701 | 1773 | 1870 | 2008 |

| OVERALL DIMENSIONS |   |   | SEAT DIMENSIONS |   |   | BACK DIMENSIONS |   |  |
|--------------------|---|---|-----------------|---|---|-----------------|---|--|
| W                  | D | H | W               | D | H | W               | H |  |

|    |       |     |      |      |       |      |      |     |
|----|-------|-----|------|------|-------|------|------|-----|
| IN | 19.25 | 20  | 40   | 15.5 | 15.75 | 29.5 | 12.5 | 10  |
| MM | 489   | 508 | 1016 | 394  | 400   | 749  | 318  | 254 |

**RTA 00** 1 per carton



**Bar Stool w/Four-Legged Wood Base**  
 COM: 1.5 YD | 1.37 M  
 Unit weight: 22.5 LB | 10.2 KG  
 Carton weight: 30 LB | 13.61 KG  
 Carton volume: 11 FT³ | 0.31 MT³

|                       |          |          |
|-----------------------|----------|----------|
| sealed seam upcharges | (S2)     | (SE)     |
| <b>8055</b>           | Add \$26 | Add \$17 |

|             | 1    | 2    | 3    | 4    | 5    | 6    | 7    | 8    | 9    | 10   | 11   | 12   |
|-------------|------|------|------|------|------|------|------|------|------|------|------|------|
| <b>8055</b> | 1760 | 1808 | 1849 | 1895 | 1972 | 2042 | 2113 | 2174 | 2251 | 2323 | 2420 | 2558 |

| OVERALL DIMENSIONS |   |   | SEAT DIMENSIONS |   |   | BACK DIMENSIONS |   |  |
|--------------------|---|---|-----------------|---|---|-----------------|---|--|
| W                  | D | H | W               | D | H | W               | H |  |

|    |       |     |      |      |       |      |      |     |
|----|-------|-----|------|------|-------|------|------|-----|
| IN | 19.25 | 20  | 40   | 15.5 | 15.75 | 29.5 | 12.5 | 10  |
| MM | 489   | 508 | 1016 | 394  | 400   | 749  | 318  | 254 |

**RTA 00** 1 per carton



**Bar Stool w/Chrome Swivel Base**  
 COM: 1.5 YD | 1.37 M  
 Unit weight: 38 LB | 17.3 KG  
 Carton weight: 45.5 LB | 20.64 KG  
 Carton volume: 13.25 FT³ | 0.37 MT³

|                       |          |          |
|-----------------------|----------|----------|
| sealed seam upcharges | (S2)     | (SE)     |
| <b>8056</b>           | Add \$26 | Add \$17 |

|             | 1    | 2    | 3    | 4    | 5    | 6    | 7    | 8    | 9    | 10   | 11   | 12   |
|-------------|------|------|------|------|------|------|------|------|------|------|------|------|
| <b>8056</b> | 2260 | 2308 | 2349 | 2395 | 2472 | 2542 | 2613 | 2674 | 2751 | 2823 | 2920 | 3058 |

| OVERALL DIMENSIONS |   |   | SEAT DIMENSIONS |   |   | BACK DIMENSIONS |   |  |
|--------------------|---|---|-----------------|---|---|-----------------|---|--|
| W                  | D | H | W               | D | H | W               | H |  |

|    |       |     |      |      |       |      |      |     |
|----|-------|-----|------|------|-------|------|------|-----|
| IN | 19.25 | 20  | 40   | 15.5 | 15.75 | 29.5 | 12.5 | 10  |
| MM | 489   | 508 | 1016 | 394  | 400   | 749  | 318  | 254 |

**RTA 00** 1 per carton

DRIFT TABLES



model 8041R2616C



model 8042SQ2816I



model 8042SQ2816WSF

Drift Seating



For Drift seating, please see page 258.

| DRIFT TABLE FINISHES COORDINATION CHART                      |                    |  |                |
|--|--------------------|--|----------------|
| TFL/HPL TOP FINISH   |                    | COORDINATING WOOD BASE FINISH                            |                |
| ACJ  | Absolute Acajou    | AAM  | Absolute       |
|  |                    | MWM  | Medium Walnut  |
| ASN  | Asian Night        | ASM  | Night          |
| AWC  | Avant Cherry       | ACM  | Cherry         |
| AWH  | Avant Honey        | AHM  | Honey          |
| BLK  | Black              | BKM  | Black          |
| CMB  | Clear Maple        | AVM  | Maple          |
| DES  | Dark Espresso      | ECM  | Espresso Cafe  |
| DWT  | Designer White     | WHM  | White          |
| NBL  | Noce Biondo        | NBM  | Noce Biondo    |
| NEL  | Noce Leggero       | NEM  | Noce Leggero   |
| NGL  | Noce Grigio        | NGM  | Noce Grigio    |
| NML  | Noce Medio         | NMM  | Noce Medio     |
| QTM  | Quartered Mahogany | TMM  | Mahogany       |
| WCR  | Winter Cherry      | WCM  | Winter Cherry  |
| WHC  | White Chocolate    | WTM  | WC Cream       |
| WHE  | Walnut Heights     | NLW  | Natural Walnut |
| TFL/HPL TOP FINISHES WITH NO COORDINATING WOOD BASE FINISHES |                    | WOOD BASE FINISHES WITH NO COORDINATING HPL TOP FINISHES |                |
| BRC**  | Brushed Cobalt     | EOM  | English Oak    |
| FAS**  | Fashionista        | NLW  | Natural Walnut |
| FCL**  | First Class        | SKM  | Shaker Cherry  |
| SBY**  | Sheer Beauty       |  |                |
| SOG**  | Storm Grey         |  |                |

\*\*Chrome base models are available for all TFL/HPL top finishes

STANDARD FEATURES

- Tables are available in three shapes, multiple sizes, two edge styles and three top materials. All offer three base options: sled, four-legged wood and a polished chrome base.
- Table bases are fixed and do not swivel.
- Sled bases are available in two heights.
- Wood bases are made from beechwood and are available in all standard wood finishes.
- Sled bases are standard in paint and optionally available in Chrome. See upcharges.
- Chrome bases are available in polished chrome only.
- Table tops are available in either laminate or solid surface.
- Laminate flat edge tops are available in either a 1" thick thermally fused laminate (TFL) with 2mm edgeband or 1-1/16" thick high pressure laminate (HPL) with 2mm edgeband (see upcharge).
- Laminate knife edge tops are only available in 1-3/16" thick high pressure laminate (HPL) with 2.5mm edgeband.
- Solid surface tops are 1.25" thick, available with flat or knife edge tops.
- Polished chrome bases are equipped with White non-marking polycarbonate glides that are suitable for most hard and carpeted floor surfaces.
- Tables are shipped fully assembled.

Please specify based on the following criteria:

- **Model number** (suffix determines edge detail)
  - sled base models
    - \_\_\_\_\_ **I** laminate flat edge
    - \_\_\_\_\_ **K** laminate knife edge
    - \_\_\_\_\_ **SF** solid surface flat edge
    - \_\_\_\_\_ **SK** solid surface knife edge
  - polished chrome base models
    - \_\_\_\_\_ **C** laminate flat edge
    - \_\_\_\_\_ **CK** laminate knife edge
    - \_\_\_\_\_ **CSF** solid surface flat edge
    - \_\_\_\_\_ **CSK** solid surface knife edge
  - four-legged wood base models
    - \_\_\_\_\_ **W** laminate flat edge
    - \_\_\_\_\_ **WK** laminate knife edge
    - \_\_\_\_\_ **WSF** solid surface flat edge
    - \_\_\_\_\_ **WSK** solid surface knife edge

• Top details

LAMINATE

**Surface type** (laminate flat edge tables only)  
**(TFL)** Thermally fused laminate  
**(HPL)** High pressure laminate

**Top finish** (see model for HPL upcharges)

- |                              |                                 |
|------------------------------|---------------------------------|
| <b>(ACJ)</b> Absolute Acajou | <b>(FCL)</b> First Class        |
| <b>(ASN)</b> Asian Night     | <b>(NBL)</b> Noce Biondo        |
| <b>(AWC)</b> Avant Cherry    | <b>(NGL)</b> Noce Grigio        |
| <b>(AWH)</b> Avant Honey     | <b>(NEL)</b> Noce Leggero       |
| <b>(BLK)</b> Black           | <b>(NML)</b> Noce Medio         |
| <b>(BZD)</b> Blizzard        | <b>(QTM)</b> Quartered Mahogany |
| <b>(BRC)</b> Brushed Cobalt  | <b>(SBY)</b> Sheer Beauty       |
| <b>(CMB)</b> Clear Maple     | <b>(SDT)</b> Stonedust          |
| <b>(CGY)</b> Custom Grey     | <b>(SOG)</b> Storm Grey         |
| <b>(DES)</b> Dark Espresso   | <b>(WHE)</b> Walnut Heights     |
| <b>(DWT)</b> Designer White  | <b>(WHC)</b> White Chocolate    |
| <b>(FAS)</b> Fashionista     | <b>(WCR)</b> Winter Cherry      |

SOLID SURFACE

**Top finish** (see model for grade 2 upcharges)

- (SWH)** Designer White - grade 1
- (SBT)** Beige Tempest - grade 2
- (SBX)** Black Onyx Mirage - grade 2
- (SFW)** Frosty White Mirage - grade 2
- (SHS)** Hot Stone - grade 2
- (SMG)** Milk Glass Spectra - grade 2
- (SNM)** Northern Melange - grade 2

• Base finish

SLED BASE

For leg frame finish options, please see page 374. Upcharges apply for the following plated finish:  
**(CHM)** Chrome. Add \$33.

**WOOD BASE** (see coordination chart)

- |                            |                             |
|----------------------------|-----------------------------|
| <b>(AAM)</b> Absolute      | <b>(NLW)</b> Natural Walnut |
| <b>(BKM)</b> Black         | <b>(ASM)</b> Night          |
| <b>(ACM)</b> Cherry        | <b>(NBM)</b> Noce Biondo    |
| <b>(EOM)</b> English Oak   | <b>(NGM)</b> Noce Grigio    |
| <b>(ECM)</b> Espresso Cafe | <b>(NEM)</b> Noce Leggero   |
| <b>(TFM)</b> Fruitwood     | <b>(NMM)</b> Noce Medio     |
| <b>(HGM)</b> Gray          | <b>(SKM)</b> Shaker Cherry  |
| <b>(AHM)</b> Honey         | <b>(TWM)</b> Walnut         |
| <b>(TMM)</b> Mahogany      | <b>(WTM)</b> WC Cream       |
| <b>(AVM)</b> Maple         | <b>(WHM)</b> White          |
| <b>(MWM)</b> Medium Walnut | <b>(WCM)</b> Winter Cherry  |

POLISHED CHROME BASE

**(CHM)** Chrome.

• Glide type

SLED BASE GLIDES

- (CG)** clear polycarbonate glides for most surfaces (standard)
- (XG)** no glides (carpeted surface)
- (SG)** steel cushioned glides for carpeted surfaces. Add \$19.
- (RG)** rubber glides for most hard floor surfaces. Add \$19.
- (FG)** felt glides for most hard floor surfaces. Add \$19.

WOOD BASE GLIDES

- (NM)** White non-marking nylon for most surfaces (standard)
- (SG)** steel cushioned glides for carpeted surfaces. Add \$17.
- (RG)** non-slip rubber glides for most hard floor surfaces. Add \$22.
- (FG)** felt glides for most hard floor surfaces. Add \$22.

Please note that these finishes are coordinating and not exact matches. Please reach out to your Global Sales representative for physical samples of finishes prior to ordering.

| DESCRIPTION | MODEL # | DIMENSIONS | WT/LB. | CUBIC FT. | LIST PRICE | HP ADD | GRADE 2+ |
|-------------|---------|------------|--------|-----------|------------|--------|----------|
|-------------|---------|------------|--------|-----------|------------|--------|----------|



Round Table w/Polished Chrome Four Star Base

**Laminate Flat Edge**

|            | W x D x H    |    |       |       |       |     |  |
|------------|--------------|----|-------|-------|-------|-----|--|
| 8041R2616C | 26 x 26 x 16 | 30 | 10.75 | \$865 | \$91  | N/A |  |
| 8041R3016C | 30 x 30 x 16 | 34 | 13    | \$898 | \$108 | N/A |  |

**Laminate Knife Edge**

|             |              |    |       |        |     |     |  |
|-------------|--------------|----|-------|--------|-----|-----|--|
| 8041R2616CK | 26 x 26 x 16 | 30 | 10.75 | \$1504 | N/A | N/A |  |
| 8041R3016CK | 30 x 30 x 16 | 34 | 13    | \$1697 | N/A | N/A |  |

**Solid Surface Flat Edge**

|              |              |      |       |        |     |       |  |
|--------------|--------------|------|-------|--------|-----|-------|--|
| 8041R2616CSF | 26 x 26 x 16 | 43   | 10.75 | \$2789 | N/A | \$171 |  |
| 8041R3016CSF | 30 x 30 x 16 | 51.5 | 13    | \$2982 | N/A | \$235 |  |

**Solid Surface Knife Edge**

|              |              |      |       |        |     |       |  |
|--------------|--------------|------|-------|--------|-----|-------|--|
| 8041R2616CSK | 26 x 26 x 16 | 43   | 10.75 | \$2847 | N/A | \$183 |  |
| 8041R3016CSK | 30 x 30 x 16 | 51.5 | 13    | \$3070 | N/A | \$253 |  |

Finished height will vary depending on material top. Shipped fully assembled in 1 carton.



Round Table w/Sled Base

**Laminate Flat Edge**

|            |              |    |       |       |       |     |  |
|------------|--------------|----|-------|-------|-------|-----|--|
| 8041R2616I | 26 x 26 x 16 | 28 | 10.25 | \$489 | \$91  | N/A |  |
| 8041R3016I | 30 x 30 x 16 | 33 | 13    | \$522 | \$108 | N/A |  |
| 8041R2120I | 21 x 21 x 20 | 23 | 8.75  | \$487 | \$89  | N/A |  |

**Laminate Knife Edge**

|             |              |    |       |        |     |     |  |
|-------------|--------------|----|-------|--------|-----|-----|--|
| 8041R2616IK | 26 x 26 x 16 | 28 | 10.25 | \$1128 | N/A | N/A |  |
| 8041R3016IK | 30 x 30 x 16 | 33 | 13    | \$1321 | N/A | N/A |  |
| 8041R2120IK | 21 x 21 x 20 | 23 | 8.75  | \$941  | N/A | N/A |  |

**Solid Surface Flat Edge**

|              |              |      |       |        |     |       |  |
|--------------|--------------|------|-------|--------|-----|-------|--|
| 8041R2616ISF | 26 x 26 x 16 | 41   | 10.25 | \$2413 | N/A | \$171 |  |
| 8041R3016ISF | 30 x 30 x 16 | 50   | 13    | \$2606 | N/A | \$235 |  |
| 8041R2120ISF | 21 x 21 x 20 | 31.5 | 8.75  | \$2263 | N/A | \$118 |  |

**Solid Surface Knife Edge**

|              |              |      |       |        |     |       |  |
|--------------|--------------|------|-------|--------|-----|-------|--|
| 8041R2616ISK | 26 x 26 x 16 | 41   | 10.25 | \$2471 | N/A | \$183 |  |
| 8041R3016ISK | 30 x 30 x 16 | 50   | 13    | \$2694 | N/A | \$253 |  |
| 8041R2120ISK | 21 x 21 x 20 | 31.5 | 8.75  | \$2369 | N/A | \$123 |  |

Finished height will vary depending on material top. Shipped fully assembled in 1 carton.



Round Table w/Wood Four Star Base

**Laminate Flat Edge**

|            |              |    |       |        |       |     |  |
|------------|--------------|----|-------|--------|-------|-----|--|
| 8041R2616W | 26 x 26 x 16 | 24 | 10.75 | \$975  | \$91  | N/A |  |
| 8041R3016W | 30 x 30 x 16 | 29 | 13    | \$1008 | \$108 | N/A |  |

**Laminate Knife Edge**

|             |              |    |       |        |     |     |  |
|-------------|--------------|----|-------|--------|-----|-----|--|
| 8041R2616WK | 26 x 26 x 16 | 24 | 10.75 | \$1614 | N/A | N/A |  |
| 8041R3016WK | 30 x 30 x 16 | 29 | 13    | \$1807 | N/A | N/A |  |

**Solid Surface Flat Edge**

|              |              |      |       |        |     |       |  |
|--------------|--------------|------|-------|--------|-----|-------|--|
| 8041R2616WSF | 26 x 26 x 16 | 37.5 | 10.75 | \$2899 | N/A | \$171 |  |
| 8041R3016WSF | 30 x 30 x 16 | 46.5 | 13    | \$3092 | N/A | \$235 |  |

**Solid Surface Knife Edge**

|              |              |      |       |        |     |       |  |
|--------------|--------------|------|-------|--------|-----|-------|--|
| 8041R2616WSK | 26 x 26 x 16 | 37.5 | 10.75 | \$2957 | N/A | \$183 |  |
| 8041R3016WSK | 30 x 30 x 16 | 46.5 | 13    | \$3180 | N/A | \$253 |  |

Finished height will vary depending on material top. Shipped fully assembled in 1 carton.



| DESCRIPTION | MODEL # | DIMENSIONS | WT/LB. | CUBIC FT. | LIST PRICE | HP ADD | GRADE 2+ |
|-------------|---------|------------|--------|-----------|------------|--------|----------|
|-------------|---------|------------|--------|-----------|------------|--------|----------|



Square Table w/Polished Chrome Four Star Base

|                                 |  | W x D x H          |      |      |        |       |       |
|---------------------------------|--|--------------------|------|------|--------|-------|-------|
| <b>Laminate Flat Edge</b>       |  |                    |      |      |        |       |       |
| 8042SQ2216C                     |  | 22.75 x 22.75 x 16 | 29   | 7.75 | \$865  | \$91  | N/A   |
| 8042SQ2816C                     |  | 28.5 x 28.5 x 16   | 36   | 11.5 | \$898  | \$108 | N/A   |
| <b>Laminate Knife Edge</b>      |  |                    |      |      |        |       |       |
| 8042SQ2216CK                    |  | 22.75 x 22.75 x 16 | 29   | 7.75 | \$1300 | N/A   | N/A   |
| 8042SQ2816CK                    |  | 28.5 x 28.5 x 16   | 36   | 11.5 | \$1493 | N/A   | N/A   |
| <b>Solid Surface Flat Edge</b>  |  |                    |      |      |        |       |       |
| 8042SQ2216CSF                   |  | 22.75 x 22.75 x 16 | 34   | 7.75 | \$2488 | N/A   | \$147 |
| 8042SQ2816CSF                   |  | 28.5 x 28.5 x 16   | 48.5 | 11.5 | \$2832 | N/A   | \$235 |
| <b>Solid Surface Knife Edge</b> |  |                    |      |      |        |       |       |
| 8042SQ2216CSK                   |  | 22.75 x 22.75 x 16 | 34   | 7.75 | \$2847 | N/A   | \$176 |
| 8042SQ2816CSK                   |  | 28.5 x 28.5 x 16   | 48.5 | 11.5 | \$3421 | N/A   | \$265 |

Finished height will vary depending on material top. Shipped fully assembled in 1 carton.



Square Table w/Sled Base

|                                 |  |                  |      |       |        |       |       |
|---------------------------------|--|------------------|------|-------|--------|-------|-------|
| <b>Laminate Flat Edge</b>       |  |                  |      |       |        |       |       |
| 8042SQ2216I                     |  | 22.5 x 22.5 x 16 | 27   | 8     | \$489  | \$91  | N/A   |
| 8042SQ2816I                     |  | 28.5 x 28.5 x 16 | 35   | 11.75 | \$522  | \$108 | N/A   |
| 8042SQ1920I                     |  | 19.5 x 19.5 x 20 | 23.5 | 7.75  | \$487  | \$89  | N/A   |
| <b>Laminate Knife Edge</b>      |  |                  |      |       |        |       |       |
| 8042SQ2216IK                    |  | 22.5 x 22.5 x 16 | 27   | 8     | \$924  | N/A   | N/A   |
| 8042SQ2816IK                    |  | 28.5 x 28.5 x 16 | 35   | 11.75 | \$1117 | N/A   | N/A   |
| 8042SQ1920IK                    |  | 19.5 x 19.5 x 20 | 23.5 | 7.75  | \$881  | N/A   | N/A   |
| <b>Solid Surface Flat Edge</b>  |  |                  |      |       |        |       |       |
| 8042SQ2216ISF                   |  | 22.5 x 22.5 x 16 | 32.5 | 8     | \$2112 | N/A   | \$147 |
| 8042SQ2816ISF                   |  | 28.5 x 28.5 x 16 | 53.5 | 11.75 | \$2456 | N/A   | \$235 |
| 8042SQ1920ISF                   |  | 19.5 x 19.5 x 20 | 31.5 | 7.75  | \$2017 | N/A   | \$123 |
| <b>Solid Surface Knife Edge</b> |  |                  |      |       |        |       |       |
| 8042SQ2216ISK                   |  | 22.5 x 22.5 x 16 | 32.5 | 8     | \$2471 | N/A   | \$176 |
| 8042SQ2816ISK                   |  | 28.5 x 28.5 x 16 | 53.5 | 11.75 | \$3045 | N/A   | \$265 |
| 8042SQ1920ISK                   |  | 19.5 x 19.5 x 20 | 31.5 | 7.75  | \$2369 | N/A   | \$130 |

Finished height will vary depending on material top. Shipped fully assembled in 1 carton.



Square Table w/Wood Four Star Base

|                                 |  |                    |    |      |        |       |       |
|---------------------------------|--|--------------------|----|------|--------|-------|-------|
| <b>Laminate Flat Edge</b>       |  |                    |    |      |        |       |       |
| 8042SQ2216W                     |  | 22.75 x 22.75 x 16 | 23 | 7.75 | \$975  | \$91  | N/A   |
| 8042SQ2816W                     |  | 28.5 x 28.5 x 16   | 30 | 11.5 | \$1008 | \$108 | N/A   |
| <b>Laminate Knife Edge</b>      |  |                    |    |      |        |       |       |
| 8042SQ2216WK                    |  | 22.75 x 22.75 x 16 | 23 | 7.75 | \$1410 | N/A   | N/A   |
| 8042SQ2816WK                    |  | 28.5 x 28.5 x 16   | 30 | 11.5 | \$1603 | N/A   | N/A   |
| <b>Solid Surface Flat Edge</b>  |  |                    |    |      |        |       |       |
| 8042SQ2216WSF                   |  | 22.75 x 22.75 x 16 | 29 | 7.75 | \$2598 | N/A   | \$147 |
| 8042SQ2816WSF                   |  | 28.5 x 28.5 x 16   | 50 | 11.5 | \$2942 | N/A   | \$235 |
| <b>Solid Surface Knife Edge</b> |  |                    |    |      |        |       |       |
| 8042SQ2216WSK                   |  | 22.75 x 22.75 x 16 | 29 | 7.75 | \$2957 | N/A   | \$176 |
| 8042SQ2816WSK                   |  | 28.5 x 28.5 x 16   | 50 | 11.5 | \$3531 | N/A   | \$265 |

Finished height will vary depending on material top. Shipped fully assembled in 1 carton.



| DESCRIPTION | MODEL # | DIMENSIONS | WT/LB. | CUBIC FT. | LIST PRICE | HP ADD | GRADE 2+ |
|-------------|---------|------------|--------|-----------|------------|--------|----------|
|-------------|---------|------------|--------|-----------|------------|--------|----------|



Oval Table w/Polished Chrome Four Star Base

|                                 |              | W x D x H |       |        |       |       |  |
|---------------------------------|--------------|-----------|-------|--------|-------|-------|--|
| <b>Laminate Flat Edge</b>       |              |           |       |        |       |       |  |
| 80430V2616C                     | 26 x 22 x 16 | 30        | 9.25  | \$865  | \$91  | N/A   |  |
| 80430V3116C                     | 31 x 26 x 16 | 34        | 11.75 | \$898  | \$108 | N/A   |  |
| <b>Laminate Knife Edge</b>      |              |           |       |        |       |       |  |
| 80430V2616CK                    | 26 x 22 x 16 | 30        | 9.25  | \$1504 | N/A   | N/A   |  |
| 80430V3116CK                    | 31 x 26 x 16 | 34        | 11.75 | \$1697 | N/A   | N/A   |  |
| <b>Solid Surface Flat Edge</b>  |              |           |       |        |       |       |  |
| 80430V2616CSF                   | 26 x 22 x 16 | 41.5      | 9.25  | \$2789 | N/A   | \$171 |  |
| 80430V3116CSF                   | 31 x 26 x 16 | 51.5      | 11.75 | \$2982 | N/A   | \$235 |  |
| <b>Solid Surface Knife Edge</b> |              |           |       |        |       |       |  |
| 80430V3116CSK                   | 31 x 26 x 16 | 51.5      | 11.75 | \$3070 | N/A   | \$253 |  |
| 80430V3116CSK                   | 31 x 26 x 16 | 51.5      | 11.75 | \$3070 | N/A   | \$253 |  |

Finished height will vary depending on material top. Shipped fully assembled in 1 carton.



Oval Table w/Sled Base

|                                 |              |      |       |        |       |       |  |
|---------------------------------|--------------|------|-------|--------|-------|-------|--|
| <b>Laminate Flat Edge</b>       |              |      |       |        |       |       |  |
| 80430V2616I                     | 22 x 26 x 16 | 28.5 | 8.75  | \$489  | \$91  | N/A   |  |
| 80430V3116I                     | 31 x 26 x 16 | 36   | 11.75 | \$522  | \$108 | N/A   |  |
| 80430V2220I                     | 18 x 22 x 20 | 28   | 10.75 | \$487  | \$89  | N/A   |  |
| <b>Laminate Knife Edge</b>      |              |      |       |        |       |       |  |
| 80430V2616IK                    | 22 x 26 x 16 | 28.5 | 8.75  | \$1128 | N/A   | N/A   |  |
| 80430V3116IK                    | 31 x 26 x 16 | 36   | 11.75 | \$1321 | N/A   | N/A   |  |
| 80430V2220IK                    | 18 x 22 x 20 | 28   | 10.75 | \$941  | N/A   | N/A   |  |
| <b>Solid Surface Flat Edge</b>  |              |      |       |        |       |       |  |
| 80430V2616ISF                   | 22 x 26 x 16 | 34   | 8.75  | \$2413 | N/A   | \$171 |  |
| 80430V3116ISF                   | 31 x 26 x 16 | 50   | 11.75 | \$2606 | N/A   | \$235 |  |
| 80430V2220ISF                   | 18 x 22 x 20 | 32   | 10.75 | \$2263 | N/A   | \$118 |  |
| <b>Solid Surface Knife Edge</b> |              |      |       |        |       |       |  |
| 80430V2616ISK                   | 22 x 26 x 16 | 38   | 8.75  | \$2471 | N/A   | \$183 |  |
| 80430V3116ISK                   | 31 x 26 x 16 | 50   | 11.75 | \$2694 | N/A   | \$253 |  |
| 80430V2220ISK                   | 18 x 22 x 20 | 32   | 10.75 | \$2369 | N/A   | \$123 |  |

Finished height will vary depending on material top. Shipped fully assembled in 1 carton.



Oval Table w/Wood Four Star Base

|                                 |              |      |       |        |       |       |  |
|---------------------------------|--------------|------|-------|--------|-------|-------|--|
| <b>Laminate Flat Edge</b>       |              |      |       |        |       |       |  |
| 80430V2616W                     | 26 x 22 x 16 | 24   | 9.25  | \$975  | \$91  | N/A   |  |
| 80430V3116W                     | 31 x 26 x 16 | 29   | 11.75 | \$1008 | \$108 | N/A   |  |
| <b>Laminate Knife Edge</b>      |              |      |       |        |       |       |  |
| 80430V2616WK                    | 26 x 22 x 16 | 24   | 9.25  | \$1614 | N/A   | N/A   |  |
| 80430V3116WK                    | 31 x 26 x 16 | 29   | 11.75 | \$1807 | N/A   | N/A   |  |
| <b>Solid Surface Flat Edge</b>  |              |      |       |        |       |       |  |
| 80430V2616WSF                   | 26 x 22 x 16 | 36.5 | 9.25  | \$2899 | N/A   | \$171 |  |
| 80430V3116WSF                   | 31 x 26 x 16 | 46.5 | 11.75 | \$3092 | N/A   | \$235 |  |
| <b>Solid Surface Knife Edge</b> |              |      |       |        |       |       |  |
| 80430V3116WSK                   | 31 x 26 x 16 | 46.5 | 11.75 | \$3180 | N/A   | \$253 |  |
| 80430V3116WSK                   | 31 x 26 x 16 | 46.5 | 11.75 | \$3180 | N/A   | \$253 |  |

Finished height will vary depending on material top. Shipped fully assembled in 1 carton.

JEO



model 8434



model 8433-4



Optional quilted stitch back (Q)



model 8435-2224



model 8436-1530






Optional five prong base with glides (G)

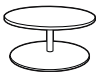











STANDARD FEATURES


- Jeo is a contemporary, retro-inspired series with versatility for a variety of workplace applications.
- The tailored box styling functions well in lounge, conferencing, collaboration and side/guest environments.
- Three seating models: a swivel tilter with a five prong caster base, a swivel self-centering return with a stationary round pedestal base or a matching four legged arm chair.
- Model 8433-4 is standard with a five prong Black nylon base with carpet casters (CX).
- Model 8437 is standard with Black (TBL) four-legged frame.
- Jeo also offers two styles of matching pedestal base occasional tables with a round or square laminate top, available in two height sizes (15" and 22" high).
- Upholstery options: fabric, vinyl, leather or a combination of two or more materials. Vinyl and leather models may feature stitch detail across the seat and/or back cushions, if applicable. The upholstery surfaces are seamed together with tailored double stitch detailing.

OPTIONAL FEATURES

- Chairs are available with an optional quilted stitch back, specify (Q). Add \$131.
- Model 8433-4 has an optional five prong aluminum base, specify (PA). Add \$175.
- Optional five prong aluminum base with hard glides, specify (HG). Add \$49.
- Optional soft casters are available on the five prong base, specify (ID). Add \$21.
- Model 8434 round pedestal base available in Chrome (CHM) or Brushed Chrome (BCH), please specify.
- Model 8437 has an optional Tungsten (TTU) or Designer White (TDW) four-legged frame. No upcharge. For Chrome (CHM) or Brushed Chrome (BCH) finish, add \$175.
- Occasional tables are available in the following laminate finishes to coordinate with Global desking and wood seating: Absolute Acajou (ACJ), Asian Night (ASN), Avant Cherry (AWC), Avant Honey (AWH), Black (BLK), Blizzard (BZD), Brushed Cobalt (BRC), Clear Maple (CMB), Custom Grey (CGY), Dark Espresso (DES), Designer White (DWT), Fashionista (FAS), First Class (FCL), Noce Biondo (NBL), Noce Grigio (NGL), Noce Leggero (NEL), Noce Medio (NML), Quartered Mahogany (QTM), Sheer Beauty (SBY), Stonedust (SDT), Storm Grey (SOG), Walnut Heights (WHE), White Chocolate (WHC) and Winter Cherry (WCR). Please specify.

| DESCRIPTION  | FEATURES                       | MODEL #                   | STANDARD TEXTILE GRADES |      |                        |              |      |                        |      |      |      |      |      |      |
|--|--------------------------------|---------------------------|-------------------------|------|------------------------|--------------|------|------------------------|------|------|------|------|------|------|
|  |                                |                           | 1                       | 2    | 3                      | 4            | 5    | 6                      | 7    | 8    | 9    | 10   | 11   | 12   |
|  <p><b>Self-Centering Lounge Chair on Pedestal Base</b><br/>COM: 2.75 YD   2.51 M<br/>Unit weight: 50 LB   22.7 KG<br/>Carton weight: 56 LB   25.4 KG<br/>Carton volume: 14.25 FT³   0.4 MT³</p> | Ergonomic features: C          | 8434                      | 1945                    | 2033 | 2107                   | 2193         | 2333 | 2462                   | 2591 | 2704 | 2844 | 2976 | 3155 | 3408 |
|  |                                | <b>OVERALL DIMENSIONS</b> |                         |      | <b>SEAT DIMENSIONS</b> |              |      | <b>BACK DIMENSIONS</b> |      |      |      |      |      |      |
|  |                                | W                         | D                       | H    | W                      | D            | H    | W                      | H    |      |      |      |      |      |
|  |                                | IN 26                     | 25                      | 30   | 20                     | 19           | 16.5 | 20                     | 15   |      |      |      |      |      |
|  |                                | MM 660                    | 635                     | 762  | 508                    | 483          | 419  | 508                    | 381  |      |      |      |      |      |
|  |                                |                           | RTA 00                  |      |                        | 1 per carton |      |                        |      |      |      |      |      |      |
|  <p><b>Swivel Tilter Chair</b><br/>COM: 2.75 YD   2.51 M<br/>Unit weight: 50 LB   22.7 KG<br/>Carton weight: 56 LB   25.4 KG<br/>Carton volume: 14.25 FT³   0.4 MT³</p>                         | Ergonomic features: A, B, C, S | 8433-4                    | 1295                    | 1383 | 1457                   | 1543         | 1683 | 1812                   | 1941 | 2054 | 2194 | 2326 | 2505 | 2758 |
|  |                                | <b>OVERALL DIMENSIONS</b> |                         |      | <b>SEAT DIMENSIONS</b> |              |      | <b>BACK DIMENSIONS</b> |      |      |      |      |      |      |
|  |                                | W                         | D                       | H    | W                      | D            | H    | W                      | H    |      |      |      |      |      |
|  |                                | IN 26                     | 25                      | 30   | 20                     | 19           | 16.5 | 20                     | 15   |      |      |      |      |      |
|  |                                | MM 660                    | 635                     | 762  | 508                    | 483          | 419  | 508                    | 381  |      |      |      |      |      |
|  |                                |                           | RTA 00                  |      |                        | 1 per carton |      |                        |      |      |      |      |      |      |
|  <p><b>Armchair</b><br/>COM: 2.75 YD   2.51 M<br/>Unit weight: 50 LB   22.7 KG<br/>Carton weight: 57 LB   25.85 KG<br/>Carton volume: 15.75 FT³   0.44 MT³</p>                                  |                                | 8437                      | 1432                    | 1520 | 1594                   | 1680         | 1820 | 1949                   | 2078 | 2191 | 2331 | 2463 | 2642 | 2895 |
|  |                                | <b>OVERALL DIMENSIONS</b> |                         |      | <b>SEAT DIMENSIONS</b> |              |      | <b>BACK DIMENSIONS</b> |      |      |      |      |      |      |
|  |                                | W                         | D                       | H    | W                      | D            | H    | W                      | H    |      |      |      |      |      |
|  |                                | IN 26                     | 25                      | 32.5 | 20                     | 19           | 18   | 20                     | 15   |      |      |      |      |      |
|  |                                | MM 660                    | 635                     | 826  | 508                    | 483          | 457  | 508                    | 381  |      |      |      |      |      |
|  |                                |                           | RTA 00                  |      |                        | 1 per carton |      |                        |      |      |      |      |      |      |

| DESCRIPTION   | FEATURES  | MODEL #  | STANDARD TEXTILE GRADES |   |              |                 |   |  |                 |  |   |   |   |   |   |   |   |   |       |    |    |   |   |   |   |   |        |     |     |   |   |   |
|---|---|--|-------------------------|---|--------------|-----------------|---|--|-----------------|--|---|---|---|---|---|---|---|---|-------|----|----|---|---|---|---|---|--------|-----|-----|---|---|---|
|  <p><b>15"H Round End Table - 24" Dia. Top on Pedestal Base</b><br/>                     COM: N/A<br/>                     Unit weight: 31 LB   14.1 KG<br/>                     Carton weight: 36 LB   16.33 KG<br/>                     Carton volume: 8.25 FT³   0.23 MT³</p>       |   | List price   |                         |   |              |                 |   |  |                 |  |   |   |   |   |   |   |   |   |       |    |    |   |   |   |   |   |        |     |     |   |   |   |
|   |   | 8435-1524  | 939                     |   |              |                 |   |  |                 |  |   |   |   |   |   |   |   |   |       |    |    |   |   |   |   |   |        |     |     |   |   |   |
|   |   | <table border="1"> <thead> <tr> <th colspan="3">OVERALL DIMENSIONS</th> <th colspan="3">SEAT DIMENSIONS</th> <th colspan="2">BACK DIMENSIONS</th> </tr> <tr> <th>W</th> <th>D</th> <th>H</th> <th>W</th> <th>D</th> <th>H</th> <th>W</th> <th>H</th> </tr> </thead> <tbody> <tr> <td>IN 24</td> <td>24</td> <td>15</td> <td>-</td> <td>-</td> <td>-</td> <td>-</td> <td>-</td> </tr> <tr> <td>MM 610</td> <td>610</td> <td>381</td> <td>-</td> <td>-</td> <td>-</td> <td>-</td> <td>-</td> </tr> </tbody> </table> | OVERALL DIMENSIONS      |   |              | SEAT DIMENSIONS |   |  | BACK DIMENSIONS |  | W | D | H | W | D | H | W | H | IN 24 | 24 | 15 | - | - | - | - | - | MM 610 | 610 | 381 | - | - | - |
| OVERALL DIMENSIONS  |   |  | SEAT DIMENSIONS         |   |              | BACK DIMENSIONS |   |  |                 |  |   |   |   |   |   |   |   |   |       |    |    |   |   |   |   |   |        |     |     |   |   |   |
| W   | D   | H  | W                       | D   | H            | W               | H |  |                 |  |   |   |   |   |   |   |   |   |       |    |    |   |   |   |   |   |        |     |     |   |   |   |
| IN 24   | 24  | 15   | -                       | -   | -            | -               | - |  |                 |  |   |   |   |   |   |   |   |   |       |    |    |   |   |   |   |   |        |     |     |   |   |   |
| MM 610  | 610   | 381  | -                       | -   | -            | -               | - |  |                 |  |   |   |   |   |   |   |   |   |       |    |    |   |   |   |   |   |        |     |     |   |   |   |
|   |   | <table border="1"> <tr> <td><b>RTA 00</b></td> <td></td> <td>1 per carton</td> </tr> </table>   | <b>RTA 00</b>           |    | 1 per carton |                 |   |  |                 |  |   |   |   |   |   |   |   |   |       |    |    |   |   |   |   |   |        |     |     |   |   |   |
| <b>RTA 00</b>   |    | 1 per carton   |                         |   |              |                 |   |  |                 |  |   |   |   |   |   |   |   |   |       |    |    |   |   |   |   |   |        |     |     |   |   |   |
|  <p><b>15"H Round Coffee Table - 30" Dia. Top on Pedestal Base</b><br/>                     COM: N/A<br/>                     Unit weight: 35 LB   15.9 KG<br/>                     Carton weight: 40 LB   18.14 KG<br/>                     Carton volume: 11.75 FT³   0.33 MT³</p>   |   | List price   |                         |   |              |                 |   |  |                 |  |   |   |   |   |   |   |   |   |       |    |    |   |   |   |   |   |        |     |     |   |   |   |
|   |   | 8435-1530  | 1120                    |   |              |                 |   |  |                 |  |   |   |   |   |   |   |   |   |       |    |    |   |   |   |   |   |        |     |     |   |   |   |
|   |   | <table border="1"> <thead> <tr> <th colspan="3">OVERALL DIMENSIONS</th> <th colspan="3">SEAT DIMENSIONS</th> <th colspan="2">BACK DIMENSIONS</th> </tr> <tr> <th>W</th> <th>D</th> <th>H</th> <th>W</th> <th>D</th> <th>H</th> <th>W</th> <th>H</th> </tr> </thead> <tbody> <tr> <td>IN 30</td> <td>30</td> <td>15</td> <td>-</td> <td>-</td> <td>-</td> <td>-</td> <td>-</td> </tr> <tr> <td>MM 762</td> <td>762</td> <td>381</td> <td>-</td> <td>-</td> <td>-</td> <td>-</td> <td>-</td> </tr> </tbody> </table> | OVERALL DIMENSIONS      |   |              | SEAT DIMENSIONS |   |  | BACK DIMENSIONS |  | W | D | H | W | D | H | W | H | IN 30 | 30 | 15 | - | - | - | - | - | MM 762 | 762 | 381 | - | - | - |
| OVERALL DIMENSIONS  |   |  | SEAT DIMENSIONS         |   |              | BACK DIMENSIONS |   |  |                 |  |   |   |   |   |   |   |   |   |       |    |    |   |   |   |   |   |        |     |     |   |   |   |
| W   | D   | H  | W                       | D   | H            | W               | H |  |                 |  |   |   |   |   |   |   |   |   |       |    |    |   |   |   |   |   |        |     |     |   |   |   |
| IN 30   | 30  | 15   | -                       | -   | -            | -               | - |  |                 |  |   |   |   |   |   |   |   |   |       |    |    |   |   |   |   |   |        |     |     |   |   |   |
| MM 762  | 762   | 381  | -                       | -   | -            | -               | - |  |                 |  |   |   |   |   |   |   |   |   |       |    |    |   |   |   |   |   |        |     |     |   |   |   |
|   |   | <table border="1"> <tr> <td><b>RTA 00</b></td> <td></td> <td>1 per carton</td> </tr> </table>  | <b>RTA 00</b>           |   | 1 per carton |                 |   |  |                 |  |   |   |   |   |   |   |   |   |       |    |    |   |   |   |   |   |        |     |     |   |   |   |
| <b>RTA 00</b>   |   | 1 per carton   |                         |   |              |                 |   |  |                 |  |   |   |   |   |   |   |   |   |       |    |    |   |   |   |   |   |        |     |     |   |   |   |
|  <p><b>22"H Round End Table - 24" Dia. Top on Pedestal Base</b><br/>                     COM: N/A<br/>                     Unit weight: 35 LB   15.9 KG<br/>                     Carton weight: 40 LB   18.14 KG<br/>                     Carton volume: 11.5 FT³   0.32 MT³</p>       |   | List price   |                         |   |              |                 |   |  |                 |  |   |   |   |   |   |   |   |   |       |    |    |   |   |   |   |   |        |     |     |   |   |   |
|   |   | 8435-2224  | 975                     |   |              |                 |   |  |                 |  |   |   |   |   |   |   |   |   |       |    |    |   |   |   |   |   |        |     |     |   |   |   |
|   |   | <table border="1"> <thead> <tr> <th colspan="3">OVERALL DIMENSIONS</th> <th colspan="3">SEAT DIMENSIONS</th> <th colspan="2">BACK DIMENSIONS</th> </tr> <tr> <th>W</th> <th>D</th> <th>H</th> <th>W</th> <th>D</th> <th>H</th> <th>W</th> <th>H</th> </tr> </thead> <tbody> <tr> <td>IN 24</td> <td>24</td> <td>22</td> <td>-</td> <td>-</td> <td>-</td> <td>-</td> <td>-</td> </tr> <tr> <td>MM 610</td> <td>610</td> <td>559</td> <td>-</td> <td>-</td> <td>-</td> <td>-</td> <td>-</td> </tr> </tbody> </table> | OVERALL DIMENSIONS      |   |              | SEAT DIMENSIONS |   |  | BACK DIMENSIONS |  | W | D | H | W | D | H | W | H | IN 24 | 24 | 22 | - | - | - | - | - | MM 610 | 610 | 559 | - | - | - |
| OVERALL DIMENSIONS  |   |  | SEAT DIMENSIONS         |   |              | BACK DIMENSIONS |   |  |                 |  |   |   |   |   |   |   |   |   |       |    |    |   |   |   |   |   |        |     |     |   |   |   |
| W   | D   | H  | W                       | D   | H            | W               | H |  |                 |  |   |   |   |   |   |   |   |   |       |    |    |   |   |   |   |   |        |     |     |   |   |   |
| IN 24   | 24  | 22   | -                       | -   | -            | -               | - |  |                 |  |   |   |   |   |   |   |   |   |       |    |    |   |   |   |   |   |        |     |     |   |   |   |
| MM 610  | 610   | 559  | -                       | -   | -            | -               | - |  |                 |  |   |   |   |   |   |   |   |   |       |    |    |   |   |   |   |   |        |     |     |   |   |   |
|   |   | <table border="1"> <tr> <td><b>RTA 00</b></td> <td></td> <td>1 per carton</td> </tr> </table>  | <b>RTA 00</b>           |   | 1 per carton |                 |   |  |                 |  |   |   |   |   |   |   |   |   |       |    |    |   |   |   |   |   |        |     |     |   |   |   |
| <b>RTA 00</b>   |   | 1 per carton   |                         |   |              |                 |   |  |                 |  |   |   |   |   |   |   |   |   |       |    |    |   |   |   |   |   |        |     |     |   |   |   |
|  <p><b>22"H Round Coffee Table - 30" Dia. Top on Pedestal Base</b><br/>                     COM: N/A<br/>                     Unit weight: 39 LB   17.7 KG<br/>                     Carton weight: 44 LB   19.96 KG<br/>                     Carton volume: 16.75 FT³   0.47 MT³</p> |   | List price   |                         |   |              |                 |   |  |                 |  |   |   |   |   |   |   |   |   |       |    |    |   |   |   |   |   |        |     |     |   |   |   |
|   |   | 8435-2230  | 1155                    |   |              |                 |   |  |                 |  |   |   |   |   |   |   |   |   |       |    |    |   |   |   |   |   |        |     |     |   |   |   |
|   |   | <table border="1"> <thead> <tr> <th colspan="3">OVERALL DIMENSIONS</th> <th colspan="3">SEAT DIMENSIONS</th> <th colspan="2">BACK DIMENSIONS</th> </tr> <tr> <th>W</th> <th>D</th> <th>H</th> <th>W</th> <th>D</th> <th>H</th> <th>W</th> <th>H</th> </tr> </thead> <tbody> <tr> <td>IN 30</td> <td>30</td> <td>22</td> <td>-</td> <td>-</td> <td>-</td> <td>-</td> <td>-</td> </tr> <tr> <td>MM 762</td> <td>762</td> <td>559</td> <td>-</td> <td>-</td> <td>-</td> <td>-</td> <td>-</td> </tr> </tbody> </table> | OVERALL DIMENSIONS      |   |              | SEAT DIMENSIONS |   |  | BACK DIMENSIONS |  | W | D | H | W | D | H | W | H | IN 30 | 30 | 22 | - | - | - | - | - | MM 762 | 762 | 559 | - | - | - |
| OVERALL DIMENSIONS  |   |  | SEAT DIMENSIONS         |   |              | BACK DIMENSIONS |   |  |                 |  |   |   |   |   |   |   |   |   |       |    |    |   |   |   |   |   |        |     |     |   |   |   |
| W   | D   | H  | W                       | D   | H            | W               | H |  |                 |  |   |   |   |   |   |   |   |   |       |    |    |   |   |   |   |   |        |     |     |   |   |   |
| IN 30   | 30  | 22   | -                       | -   | -            | -               | - |  |                 |  |   |   |   |   |   |   |   |   |       |    |    |   |   |   |   |   |        |     |     |   |   |   |
| MM 762  | 762   | 559  | -                       | -   | -            | -               | - |  |                 |  |   |   |   |   |   |   |   |   |       |    |    |   |   |   |   |   |        |     |     |   |   |   |
|   |   | <table border="1"> <tr> <td><b>RTA 00</b></td> <td></td> <td>1 per carton</td> </tr> </table>  | <b>RTA 00</b>           |   | 1 per carton |                 |   |  |                 |  |   |   |   |   |   |   |   |   |       |    |    |   |   |   |   |   |        |     |     |   |   |   |
| <b>RTA 00</b>   |   | 1 per carton   |                         |   |              |                 |   |  |                 |  |   |   |   |   |   |   |   |   |       |    |    |   |   |   |   |   |        |     |     |   |   |   |
|  <p><b>15"H Square End Table - 24" Top on Pedestal Base</b><br/>                     COM: N/A<br/>                     Unit weight: 31 LB   14.1 KG<br/>                     Carton weight: 36 LB   16.33 KG<br/>                     Carton volume: 8.25 FT³   0.23 MT³</p>         |   | List price   |                         |   |              |                 |   |  |                 |  |   |   |   |   |   |   |   |   |       |    |    |   |   |   |   |   |        |     |     |   |   |   |
|   |   | 8436-1524  | 939                     |   |              |                 |   |  |                 |  |   |   |   |   |   |   |   |   |       |    |    |   |   |   |   |   |        |     |     |   |   |   |
|   |   | <table border="1"> <thead> <tr> <th colspan="3">OVERALL DIMENSIONS</th> <th colspan="3">SEAT DIMENSIONS</th> <th colspan="2">BACK DIMENSIONS</th> </tr> <tr> <th>W</th> <th>D</th> <th>H</th> <th>W</th> <th>D</th> <th>H</th> <th>W</th> <th>H</th> </tr> </thead> <tbody> <tr> <td>IN 24</td> <td>24</td> <td>15</td> <td>-</td> <td>-</td> <td>-</td> <td>-</td> <td>-</td> </tr> <tr> <td>MM 610</td> <td>610</td> <td>381</td> <td>-</td> <td>-</td> <td>-</td> <td>-</td> <td>-</td> </tr> </tbody> </table> | OVERALL DIMENSIONS      |   |              | SEAT DIMENSIONS |   |  | BACK DIMENSIONS |  | W | D | H | W | D | H | W | H | IN 24 | 24 | 15 | - | - | - | - | - | MM 610 | 610 | 381 | - | - | - |
| OVERALL DIMENSIONS  |   |  | SEAT DIMENSIONS         |   |              | BACK DIMENSIONS |   |  |                 |  |   |   |   |   |   |   |   |   |       |    |    |   |   |   |   |   |        |     |     |   |   |   |
| W   | D   | H  | W                       | D   | H            | W               | H |  |                 |  |   |   |   |   |   |   |   |   |       |    |    |   |   |   |   |   |        |     |     |   |   |   |
| IN 24   | 24  | 15   | -                       | -   | -            | -               | - |  |                 |  |   |   |   |   |   |   |   |   |       |    |    |   |   |   |   |   |        |     |     |   |   |   |
| MM 610  | 610   | 381  | -                       | -   | -            | -               | - |  |                 |  |   |   |   |   |   |   |   |   |       |    |    |   |   |   |   |   |        |     |     |   |   |   |
|   |   | <table border="1"> <tr> <td><b>RTA 00</b></td> <td></td> <td>1 per carton</td> </tr> </table>   | <b>RTA 00</b>           |  | 1 per carton |                 |   |  |                 |  |   |   |   |   |   |   |   |   |       |    |    |   |   |   |   |   |        |     |     |   |   |   |
| <b>RTA 00</b>   |  | 1 per carton   |                         |   |              |                 |   |  |                 |  |   |   |   |   |   |   |   |   |       |    |    |   |   |   |   |   |        |     |     |   |   |   |
|  <p><b>15"H Square End Coffee - 30" Top on Pedestal Base</b><br/>                     COM: N/A<br/>                     Unit weight: 35 LB   15.9 KG<br/>                     Carton weight: 40 LB   18.14 KG<br/>                     Carton volume: 11.75 FT³   0.33 MT³</p>       |   | List price   |                         |   |              |                 |   |  |                 |  |   |   |   |   |   |   |   |   |       |    |    |   |   |   |   |   |        |     |     |   |   |   |
|   |   | 8436-1530  | 1120                    |   |              |                 |   |  |                 |  |   |   |   |   |   |   |   |   |       |    |    |   |   |   |   |   |        |     |     |   |   |   |
|   |   | <table border="1"> <thead> <tr> <th colspan="3">OVERALL DIMENSIONS</th> <th colspan="3">SEAT DIMENSIONS</th> <th colspan="2">BACK DIMENSIONS</th> </tr> <tr> <th>W</th> <th>D</th> <th>H</th> <th>W</th> <th>D</th> <th>H</th> <th>W</th> <th>H</th> </tr> </thead> <tbody> <tr> <td>IN 30</td> <td>30</td> <td>15</td> <td>-</td> <td>-</td> <td>-</td> <td>-</td> <td>-</td> </tr> <tr> <td>MM 762</td> <td>762</td> <td>381</td> <td>-</td> <td>-</td> <td>-</td> <td>-</td> <td>-</td> </tr> </tbody> </table> | OVERALL DIMENSIONS      |   |              | SEAT DIMENSIONS |   |  | BACK DIMENSIONS |  | W | D | H | W | D | H | W | H | IN 30 | 30 | 15 | - | - | - | - | - | MM 762 | 762 | 381 | - | - | - |
| OVERALL DIMENSIONS  |   |  | SEAT DIMENSIONS         |   |              | BACK DIMENSIONS |   |  |                 |  |   |   |   |   |   |   |   |   |       |    |    |   |   |   |   |   |        |     |     |   |   |   |
| W   | D   | H  | W                       | D   | H            | W               | H |  |                 |  |   |   |   |   |   |   |   |   |       |    |    |   |   |   |   |   |        |     |     |   |   |   |
| IN 30   | 30  | 15   | -                       | -   | -            | -               | - |  |                 |  |   |   |   |   |   |   |   |   |       |    |    |   |   |   |   |   |        |     |     |   |   |   |
| MM 762  | 762   | 381  | -                       | -   | -            | -               | - |  |                 |  |   |   |   |   |   |   |   |   |       |    |    |   |   |   |   |   |        |     |     |   |   |   |
|   |   | <table border="1"> <tr> <td><b>RTA 00</b></td> <td></td> <td>1 per carton</td> </tr> </table>  | <b>RTA 00</b>           |   | 1 per carton |                 |   |  |                 |  |   |   |   |   |   |   |   |   |       |    |    |   |   |   |   |   |        |     |     |   |   |   |
| <b>RTA 00</b>   |   | 1 per carton   |                         |   |              |                 |   |  |                 |  |   |   |   |   |   |   |   |   |       |    |    |   |   |   |   |   |        |     |     |   |   |   |

| DESCRIPTION   | FEATURES | MODEL #          | STANDARD TEXTILE GRADES |                    |              |              |                 |   |   |                 |   |
|---|----------|------------------|-------------------------|--------------------|--------------|--------------|-----------------|---|---|-----------------|---|
|  <p><b>22"H Square End Table - 24" Top on Pedestal Base</b><br/>                     COM: N/A<br/>                     Unit weight: 35 LB   15.9 KG<br/>                     Carton weight: 40 LB   18.14 KG<br/>                     Carton volume: 11.5 FT³   0.32 MT³</p> |          |                  | List price              |                    |              |              |                 |   |   |                 |   |
|   |          | <b>8436-2224</b> | 975                     |                    |              |              |                 |   |   |                 |   |
|   |          |                  |                         | OVERALL DIMENSIONS |              |              | SEAT DIMENSIONS |   |   | BACK DIMENSIONS |   |
|   |          |                  |                         | W                  | D            | H            | W               | D | H | W               | H |
|   |          |                  |                         | IN 24              | 24           | 22           | -               | - | - | -               | - |
|   |          |                  |                         | MM 610             | 610          | 559          | -               | - | - | -               | - |
|   |          |                  |                         | <b>RTA 00</b>      |              | 1 per carton |                 |   |   |                 |   |
|   |          |                  |                         | List price         |              |              |                 |   |   |                 |   |
|   |          |                  | <b>8436-2230</b>        | 1155               |              |              |                 |   |   |                 |   |
|   |          |                  |                         | OVERALL DIMENSIONS |              |              | SEAT DIMENSIONS |   |   | BACK DIMENSIONS |   |
|   |          |                  | W                       | D                  | H            | W            | D               | H | W | H               |   |
|   |          |                  | IN 30                   | 30                 | 22           | -            | -               | - | - | -               |   |
|   |          |                  | MM 762                  | 762                | 559          | -            | -               | - | - | -               |   |
|   |          |                  | <b>RTA 00</b>           |                    | 1 per carton |              |                 |   |   |                 |   |

KATE



model 2811-4



model 2811-8


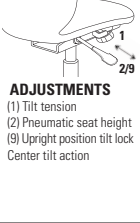

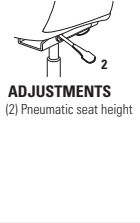



STANDARD FEATURES

- A contemporary, yet retro series featuring sculpted seat and back cushions.
- Fully upholstered closed arms offer a unique style and function in the workplace.
- Tilter and swivel are standard with a five prong, polished aluminum base with dual wheel carpet casters (**C10**).
- Armchair and ottoman are standard with steel frame and leg in Chrome finish. These bases are equipped with a Black polypropylene glide as standard.
- Upholstery options: fabric, vinyl or leather. Vinyl and leather models may feature stitch detail across the seat and/or back cushions, if applicable.

OPTIONAL FEATURES

- There are no arm options for this series.
- An optional Black injection molded base (**BLK**) is available, please specify. No upcharge.
- (**C7**) glides are available, please specify. No upcharge.
- For hard surface flooring casters, please specify (**C10R**). Add \$20.
- For additional caster options, please refer to the Arm and Caster section (page 347). *Optional casters may be priced higher than the standard casters for your chair and the difference will be charged. Lower priced optional casters will not be credited.*



| DESCRIPTION   | FEATURES   | MODEL #                   | STANDARD TEXTILE GRADES   |              |                        |          |           |                        |          |      |      |      |      |      |  |  |
|---|--|---------------------------|---|--------------|------------------------|----------|-----------|------------------------|----------|------|------|------|------|------|--|--|
|   |  |                           | 1   | 2            | 3                      | 4        | 5         | 6                      | 7        | 8    | 9    | 10   | 11   | 12   |  |  |
|  <p><b>MB Tilter</b><br/>COM: 3.75 YD   3.43 M<br/>Unit weight: 40 LB   18.2 KG<br/>Carton weight: 50 LB   22.68 KG<br/>Carton volume: 19.25 FT<sup>3</sup>   0.54 MT<sup>3</sup></p>    |  <p><b>ADJUSTMENTS</b><br/>(1) Tilt tension<br/>(2) Pneumatic seat height<br/>(9) Upright position tilt lock<br/>Center tilt action</p> <p>Ergonomic features:<br/>A, B, C, N</p> | <b>2811-4</b>             | 1187  | 1307         | 1408                   | 1525     | 1716      | 1892                   | 2068     | 2222 | 2413 | 2593 | 2837 | 3182 |  |  |
|   |  | <b>OVERALL DIMENSIONS</b> |   |              | <b>SEAT DIMENSIONS</b> |          |           | <b>BACK DIMENSIONS</b> |          |      |      |      |      |      |  |  |
|   |  | <b>W</b>                  | <b>D</b>  | <b>H</b>     | <b>W</b>               | <b>D</b> | <b>H</b>  | <b>W</b>               | <b>H</b> |      |      |      |      |      |  |  |
|   |  | IN 26                     | 24.5  | 33           | 17.5                   | 18       | 17.5-22.5 | 19                     | 15.5     |      |      |      |      |      |  |  |
|   |  | MM 660                    | 622   | 838          | 445                    | 457      | 445-572   | 483                    | 394      |      |      |      |      |      |  |  |
|   |  | <b>RTA 00</b>             | 1 per carton  |              |                        |          |           |                        |          |      |      |      |      |      |  |  |
|  <p><b>MB Swivel</b><br/>COM: 3.75 YD   3.43 M<br/>Unit weight: 36 LB   16.4 KG<br/>Carton weight: 46 LB   20.87 KG<br/>Carton volume: 19.5 FT<sup>3</sup>   0.55 MT<sup>3</sup></p>    |  <p><b>ADJUSTMENTS</b><br/>(2) Pneumatic seat height</p> <p>Ergonomic features:<br/>C, N</p>   | <b>2811-8</b>             | 1161  | 1281         | 1382                   | 1499     | 1690      | 1866                   | 2042     | 2196 | 2387 | 2567 | 2811 | 3156 |  |  |
|   |  | <b>OVERALL DIMENSIONS</b> |   |              | <b>SEAT DIMENSIONS</b> |          |           | <b>BACK DIMENSIONS</b> |          |      |      |      |      |      |  |  |
|   |  | <b>W</b>                  | <b>D</b>  | <b>H</b>     | <b>W</b>               | <b>D</b> | <b>H</b>  | <b>W</b>               | <b>H</b> |      |      |      |      |      |  |  |
|   |  | IN 26                     | 24.5  | 33           | 17.5                   | 18       | 17.5-22.5 | 19                     | 15.5     |      |      |      |      |      |  |  |
|   |  | MM 660                    | 622   | 838          | 445                    | 457      | 445-572   | 483                    | 394      |      |      |      |      |      |  |  |
|   |  | <b>RTA 00</b>             | 1 per carton  |              |                        |          |           |                        |          |      |      |      |      |      |  |  |
|  <p><b>MB Armchair</b><br/>COM: 3.75 YD   3.43 M<br/>Unit weight: 36 LB   16.4 KG<br/>Carton weight: 46 LB   20.87 KG<br/>Carton volume: 19.5 FT<sup>3</sup>   0.55 MT<sup>3</sup></p> | <p>Ergonomic features:<br/>N</p>   | <b>2813</b>               | 1128  | 1248         | 1349                   | 1466     | 1657      | 1833                   | 2009     | 2163 | 2354 | 2534 | 2778 | 3123 |  |  |
|   |  | <b>OVERALL DIMENSIONS</b> |   |              | <b>SEAT DIMENSIONS</b> |          |           | <b>BACK DIMENSIONS</b> |          |      |      |      |      |      |  |  |
|   |  | <b>W</b>                  | <b>D</b>  | <b>H</b>     | <b>W</b>               | <b>D</b> | <b>H</b>  | <b>W</b>               | <b>H</b> |      |      |      |      |      |  |  |
|   |  | IN 26.5                   | 26.5  | 33.5         | 17.5                   | 18       | 18        | 19                     | 15.5     |      |      |      |      |      |  |  |
|   |  | MM 673                    | 673   | 851          | 445                    | 457      | 457       | 483                    | 394      |      |      |      |      |      |  |  |
|   |  | <b>RTA 00</b>             | 1 per carton  |              |                        |          |           |                        |          |      |      |      |      |      |  |  |
|  <p><b>Ottoman</b><br/>COM: 1.5 YD   1.37 M<br/>Unit weight: 17 LB   7.7 KG<br/>Carton weight: 22 LB   9.98 KG<br/>Carton volume: 6 FT<sup>3</sup>   0.16 MT<sup>3</sup></p>           | <p>Ergonomic features:<br/>N</p>   | <b>2814</b>               | 740   | 788          | 829                    | 875      | 952       | 1022                   | 1093     | 1154 | 1231 | 1303 | 1400 | 1538 |  |  |
|   |  | <b>OVERALL DIMENSIONS</b> |   |              | <b>SEAT DIMENSIONS</b> |          |           | <b>BACK DIMENSIONS</b> |          |      |      |      |      |      |  |  |
|   |  | <b>W</b>                  | <b>D</b>  | <b>H</b>     | <b>W</b>               | <b>D</b> | <b>H</b>  | <b>W</b>               | <b>H</b> |      |      |      |      |      |  |  |
|   |  | IN 23.5                   | 18.75   | 17.75        | -                      | -        | 17.75     | -                      | -        |      |      |      |      |      |  |  |
|   |  | MM 597                    | 476   | 451          | -                      | -        | 451       | -                      | -        |      |      |      |      |      |  |  |
|   |  | <b>RTA 00</b>             |  | 1 per carton |                        |          |           |                        |          |      |      |      |      |      |  |  |

## LUX



model LX2426AC







model LX8033S

### STANDARD FEATURES

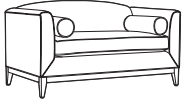
- Lux features contemporary styling with luxurious cushions.
- Sofa cushions are removable.
- Fully upholstered.
- Wood legs with non-marking, clear glides.
- Cylindrical bolsters are included with lounge chair models. One bolster on single seat lounge chair and two bolsters on two-seat and three-seat sofas.
- Upholstery options: fabric, vinyl or leather. Vinyl and leather models may feature stitch detail across the seat and/or back cushions, if applicable.

### OPTIONAL FEATURES

- Wood frames available in Absolute (AAM), Black (BKM), Cherry (ACM), English Oak (EOM), Espresso Cafe (ECM), Fruitwood (TFM), Gray (HGM), Honey (AHM), Mahogany (TMM), Maple (AVM), Medium Walnut (MWM), Natural Walnut (NLW), Night (ASM), Noce Biondo (NBM), Noce Grigio (NGM), Noce Leggero (NEM), Noce Medio (NMM), Shaker Cherry (SKM), Walnut (TWM), WC Cream (WTM), White (WHM) and Winter Cherry (WCM). Please specify.

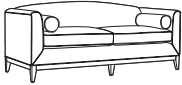
| DESCRIPTION  | FEATURES | MODEL #          | STANDARD TEXTILE GRADES   |              |           |                        |             |           |                        |           |      |      |      |      |
|--|----------|------------------|---------------------------|--------------|-----------|------------------------|-------------|-----------|------------------------|-----------|------|------|------|------|
|  |          |                  | 1                         | 2            | 3         | 4                      | 5           | 6         | 7                      | 8         | 9    | 10   | 11   | 12   |
|  <p><b>Side Chair</b><br/>COM: 3 YD   2.74 M<br/>Unit weight: 26 LB   11.8 KG<br/>Carton weight: 36 LB   16.33 KG<br/>Carton volume: 17.75 FT³   0.5 MT³</p>        |          | <b>LX2226SC</b>  | 1410                      | 1506         | 1587      | 1680                   | 1833        | 1974      | 2115                   | 2238      | 2391 | 2535 | 2730 | 3006 |
|  |          |                  | <b>OVERALL DIMENSIONS</b> |              |           | <b>SEAT DIMENSIONS</b> |             |           | <b>BACK DIMENSIONS</b> |           |      |      |      |      |
|  |          |                  | <b>W</b>                  | <b>D</b>     | <b>H</b>  | <b>W</b>               | <b>D</b>    | <b>H</b>  | <b>W</b>               | <b>H</b>  |      |      |      |      |
|  |          |                  | IN 25<br>MM 635           | 27.75<br>705 | 36<br>914 | 18<br>457              | 19.5<br>495 | 19<br>483 | 24<br>610              | 17<br>432 |      |      |      |      |
|  |          | <b>RTA 00</b>    | 1 per carton              |              |           |                        |             |           |                        |           |      |      |      |      |
|  <p><b>Armchair</b><br/>COM: 3.25 YD   2.97 M<br/>Unit weight: 30 LB   13.6 KG<br/>Carton weight: 40 LB   18.14 KG<br/>Carton volume: 17.75 FT³   0.5 MT³</p>      |          | <b>LX2426AC</b>  | 1778                      | 1882         | 1970      | 2071                   | 2236        | 2389      | 2542                   | 2675      | 2841 | 2997 | 3208 | 3507 |
|  |          |                  | <b>OVERALL DIMENSIONS</b> |              |           | <b>SEAT DIMENSIONS</b> |             |           | <b>BACK DIMENSIONS</b> |           |      |      |      |      |
|  |          |                  | <b>W</b>                  | <b>D</b>     | <b>H</b>  | <b>W</b>               | <b>D</b>    | <b>H</b>  | <b>W</b>               | <b>H</b>  |      |      |      |      |
|  |          |                  | IN 26<br>MM 660           | 27.75<br>705 | 36<br>914 | 18<br>457              | 19.5<br>495 | 19<br>483 | 24<br>610              | 17<br>432 |      |      |      |      |
|  |          | <b>RTA 00</b>    | 1 per carton              |              |           |                        |             |           |                        |           |      |      |      |      |
|  <p><b>Lounge Chair</b><br/>COM: 8.5 YD   7.77 M<br/>Unit weight: 65 LB   29.5 KG<br/>Carton weight: 77 LB   34.93 KG<br/>Carton volume: 30.25 FT³   0.85 MT³</p> |          | <b>LX3433CH</b>  | 2869                      | 3141         | 3371      | 3634                   | 4068        | 4467      | 4867                   | 5215      | 5649 | 6057 | 6609 | 7391 |
|  |          |                  | <b>OVERALL DIMENSIONS</b> |              |           | <b>SEAT DIMENSIONS</b> |             |           | <b>BACK DIMENSIONS</b> |           |      |      |      |      |
|  |          |                  | <b>W</b>                  | <b>D</b>     | <b>H</b>  | <b>W</b>               | <b>D</b>    | <b>H</b>  | <b>W</b>               | <b>H</b>  |      |      |      |      |
|  |          |                  | IN 35<br>MM 889           | 34<br>864    | 33<br>838 | 22<br>559              | 20.5<br>521 | 21<br>533 | 22<br>559              | 11<br>279 |      |      |      |      |
|  |          | <b>RTA 00</b>    | 1 per carton              |              |           |                        |             |           |                        |           |      |      |      |      |
|  <p><b>Ottoman</b><br/>COM: 2.5 YD   2.29 M<br/>Unit weight: 40 LB   18.2 KG<br/>Carton weight: 48 LB   21.77 KG<br/>Carton volume: 18.25 FT³   0.51 MT³</p>      |          | <b>LX3636OTT</b> | 1915                      | 1995         | 2063      | 2140                   | 2268        | 2385      | 2503                   | 2605      | 2733 | 2853 | 3015 | 3245 |
|  |          |                  | <b>OVERALL DIMENSIONS</b> |              |           | <b>SEAT DIMENSIONS</b> |             |           | <b>BACK DIMENSIONS</b> |           |      |      |      |      |
|  |          |                  | <b>W</b>                  | <b>D</b>     | <b>H</b>  | <b>W</b>               | <b>D</b>    | <b>H</b>  | <b>W</b>               | <b>H</b>  |      |      |      |      |
|  |          |                  | IN 36<br>MM 914           | 36<br>914    | 16<br>406 | 36<br>914              | -           | 16<br>406 | -                      | -         |      |      |      |      |
|  |          | <b>RTA 00</b>    | 1 per carton              |              |           |                        |             |           |                        |           |      |      |      |      |

| DESCRIPTION | FEATURES | MODEL # | STANDARD TEXTILE GRADES |   |   |   |   |   |   |   |   |    |    |    |
|-------------|----------|---------|-------------------------|---|---|---|---|---|---|---|---|----|----|----|
|             |          |         | 1                       | 2 | 3 | 4 | 5 | 6 | 7 | 8 | 9 | 10 | 11 | 12 |



**Two Seat Sofa w/Cylindrical Bolsters**  
 COM: 12 YD | 10.97 M  
 Unit weight: 90 LB | 40.9 KG  
 Carton weight: 105 LB | 47.63 KG  
 Carton volume: 50.25 FT³ | 1.42 MT³

| MODEL #            | 1       | 2            | 3               | 4    | 5    | 6               | 7    | 8     | 9    | 10   | 11   | 12   |
|--------------------|---------|--------------|-----------------|------|------|-----------------|------|-------|------|------|------|------|
|                    | LX6033S | 4100         | 4484            | 4808 | 5180 | 5792            | 6356 | 6920  | 7412 | 8024 | 8600 | 9380 |
| OVERALL DIMENSIONS |         |              | SEAT DIMENSIONS |      |      | BACK DIMENSIONS |      |       |      |      |      |      |
| W                  | D       | H            | W               | D    | H    | W               | H    | W     | H    |      |      |      |
| IN 61              | 34      | 33           | 47.75           | 20.5 | 21   | 47.75           | 11   | 47.75 | 11   |      |      |      |
| MM 1549            | 864     | 838          | 1213            | 521  | 533  | 1213            | 279  | 1213  | 279  |      |      |      |
| RTA 00             |         | 1 per carton |                 |      |      |                 |      |       |      |      |      |      |



**Three Seat Sofa w/Cylindrical Bolsters**  
 COM: 14.75 YD | 13.49 M  
 Unit weight: 105 LB | 47.7 KG  
 Carton weight: 125 LB | 56.7 KG  
 Carton volume: 66.25 FT³ | 1.87 MT³

| MODEL #            | 1       | 2            | 3               | 4    | 5    | 6               | 7    | 8    | 9    | 10   | 11    | 12    |
|--------------------|---------|--------------|-----------------|------|------|-----------------|------|------|------|------|-------|-------|
|                    | LX8033S | 4948         | 5420            | 5818 | 6276 | 7028            | 7721 | 8414 | 9019 | 9771 | 10479 | 11438 |
| OVERALL DIMENSIONS |         |              | SEAT DIMENSIONS |      |      | BACK DIMENSIONS |      |      |      |      |       |       |
| W                  | D       | H            | W               | D    | H    | W               | H    | W    | H    |      |       |       |
| IN 81              | 34      | 33           | 68              | 20.5 | 21   | 68              | 11   | 68   | 11   |      |       |       |
| MM 2057            | 864     | 838          | 1727            | 521  | 533  | 1727            | 279  | 1727 | 279  |      |       |       |
| RTA 00             |         | 1 per carton |                 |      |      |                 |      |      |      |      |       |       |

## ML



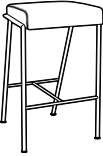



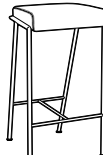



model ML2630

### STANDARD FEATURES


- Modern seating with a distinctive retro design featuring a steel tube frame, legs and arms.
- Fully upholstered continuous seat and back cushions.
- Standard with non-marking Black glides.
- Upholstery options: fabric, vinyl or leather. Vinyl and leather models may feature stitch detail across the seat and/or back cushions, if applicable.


### OPTIONAL FEATURES

- Available in five frame finish options: Chrome (**CHM**), Brushed Chrome (**BCH**), Black (**TBL**), Designer White (**TDW**) or Tungsten (**TTU**), please specify. No upcharge.

| DESCRIPTION   | FEATURES | MODEL #         | STANDARD TEXTILE GRADES   |              |          |                        |          |          |                        |          |      |      |      |      |
|---|----------|-----------------|---|--------------|----------|------------------------|----------|----------|------------------------|----------|------|------|------|------|
|   |          |                 | 1   | 2            | 3        | 4                      | 5        | 6        | 7                      | 8        | 9    | 10   | 11   | 12   |
|  <p><b>Counter Height Stool - 24" Seat Height</b><br/>                     COM: 0.5 YD   0.46 M<br/>                     Unit weight: 17 LB   7.7 KG<br/>                     Carton weight: 24 LB   10.89 KG<br/>                     Carton volume: 9.5 FT³   0.26 MT³</p> |          | <b>ML171724</b> | 1483  | 1499         | 1513     | 1528                   | 1554     | 1577     | 1601                   | 1621     | 1647 | 1671 | 1703 | 1749 |
|   |          |                 | <b>OVERALL DIMENSIONS</b>   |              |          | <b>SEAT DIMENSIONS</b> |          |          | <b>BACK DIMENSIONS</b> |          |      |      |      |      |
|   |          |                 | <b>W</b>  | <b>D</b>     | <b>H</b> | <b>W</b>               | <b>D</b> | <b>H</b> | <b>W</b>               | <b>H</b> |      |      |      |      |
|   |          |                 | IN 18   | 19           | 24       | -                      | -        | -        | -                      | -        |      |      |      |      |
|   |          | MM 457          | 483   | 610          | -        | -                      | -        | -        | -                      |          |      |      |      |      |
|   |          | <b>RTA 00</b>   |    | 1 per carton |          |                        |          |          |                        |          |      |      |      |      |
|  <p><b>Bar Height Stool - 30" Seat Height</b><br/>                     COM: 0.5 YD   0.46 M<br/>                     Unit weight: 18 LB   8.2 KG<br/>                     Carton weight: 26 LB   11.79 KG<br/>                     Carton volume: 13.75 FT³   0.38 MT³</p>  |          | <b>ML171730</b> | 1517  | 1533         | 1547     | 1562                   | 1588     | 1611     | 1635                   | 1655     | 1681 | 1705 | 1737 | 1783 |
|   |          |                 | <b>OVERALL DIMENSIONS</b>   |              |          | <b>SEAT DIMENSIONS</b> |          |          | <b>BACK DIMENSIONS</b> |          |      |      |      |      |
|   |          |                 | <b>W</b>  | <b>D</b>     | <b>H</b> | <b>W</b>               | <b>D</b> | <b>H</b> | <b>W</b>               | <b>H</b> |      |      |      |      |
|   |          |                 | IN 18   | 20.5         | 30       | -                      | -        | -        | -                      | -        |      |      |      |      |
|   |          | MM 457          | 521   | 762          | -        | -                      | -        | -        | -                      |          |      |      |      |      |
|   |          | <b>RTA 00</b>   |  | 1 per carton |          |                        |          |          |                        |          |      |      |      |      |
|  <p><b>Bar Height Stool - 33" Seat Height</b><br/>                     COM: 0.5 YD   0.46 M<br/>                     Unit weight: 19 LB   8.6 KG<br/>                     Carton weight: 27 LB   12.25 KG<br/>                     Carton volume: 13.75 FT³   0.38 MT³</p> |          | <b>ML171733</b> | 1550  | 1566         | 1580     | 1595                   | 1621     | 1644     | 1668                   | 1688     | 1714 | 1738 | 1770 | 1816 |
|   |          |                 | <b>OVERALL DIMENSIONS</b>   |              |          | <b>SEAT DIMENSIONS</b> |          |          | <b>BACK DIMENSIONS</b> |          |      |      |      |      |
|   |          |                 | <b>W</b>  | <b>D</b>     | <b>H</b> | <b>W</b>               | <b>D</b> | <b>H</b> | <b>W</b>               | <b>H</b> |      |      |      |      |
|   |          |                 | IN 18   | 21.5         | 33       | -                      | -        | -        | -                      | -        |      |      |      |      |
|   |          | MM 457          | 546   | 838          | -        | -                      | -        | -        | -                      |          |      |      |      |      |
|   |          | <b>RTA 00</b>   |  | 1 per carton |          |                        |          |          |                        |          |      |      |      |      |
|  <p><b>Ottoman</b><br/>                     COM: 1.25 YD   1.14 M<br/>                     Unit weight: 23 LB   10.5 KG<br/>                     Carton weight: 28 LB   12.7 KG<br/>                     Carton volume: 5.75 FT³   0.16 MT³</p>                            |          | <b>ML2121</b>   | 1454  | 1494         | 1528     | 1567                   | 1630     | 1689     | 1748                   | 1799     | 1863 | 1923 | 2004 | 2119 |
|   |          |                 | <b>OVERALL DIMENSIONS</b>   |              |          | <b>SEAT DIMENSIONS</b> |          |          | <b>BACK DIMENSIONS</b> |          |      |      |      |      |
|   |          |                 | <b>W</b>  | <b>D</b>     | <b>H</b> | <b>W</b>               | <b>D</b> | <b>H</b> | <b>W</b>               | <b>H</b> |      |      |      |      |
|   |          |                 | IN 21   | 21           | 17       | -                      | -        | -        | -                      | -        |      |      |      |      |
|   |          | MM 533          | 533   | 432          | -        | -                      | -        | -        | -                      |          |      |      |      |      |
|   |          | <b>RTA 00</b>   |  | 1 per carton |          |                        |          |          |                        |          |      |      |      |      |



| DESCRIPTION  | FEATURES | MODEL #       | STANDARD TEXTILE GRADES   |             |              |                        |           |           |                        |             |      |      |      |      |
|--|----------|---------------|---------------------------|-------------|--------------|------------------------|-----------|-----------|------------------------|-------------|------|------|------|------|
|  |          |               | 1                         | 2           | 3            | 4                      | 5         | 6         | 7                      | 8           | 9    | 10   | 11   | 12   |
|  <p><b>Dining Chair</b><br/>                     COM: 1.75 YD   1.6 M<br/>                     Unit weight: 26 LB   11.8 KG<br/>                     Carton weight: 33 LB   14.97 KG<br/>                     Carton volume: 14.75 FT³   0.41 MT³</p> |          | <b>ML2326</b> | 2083                      | 2139        | 2186         | 2241                   | 2330      | 2412      | 2494                   | 2566        | 2655 | 2739 | 2853 | 3014 |
|  |          |               | <b>OVERALL DIMENSIONS</b> |             |              | <b>SEAT DIMENSIONS</b> |           |           | <b>BACK DIMENSIONS</b> |             |      |      |      |      |
|  |          |               | <b>W</b>                  | <b>D</b>    | <b>H</b>     | <b>W</b>               | <b>D</b>  | <b>H</b>  | <b>W</b>               | <b>H</b>    |      |      |      |      |
|  |          |               | IN 23.25<br>MM 591        | 29.5<br>749 | 29.75<br>756 | 20.5<br>521            | 17<br>432 | 18<br>457 | 17<br>432              | 11.5<br>292 |      |      |      |      |
|  |          | <b>RTA 00</b> | 1 per carton              |             |              |                        |           |           |                        |             |      |      |      |      |

| DESCRIPTION   | FEATURES | MODEL #       | STANDARD TEXTILE GRADES   |             |           |                        |           |           |                        |             |      |      |      |      |
|---|----------|---------------|---------------------------|-------------|-----------|------------------------|-----------|-----------|------------------------|-------------|------|------|------|------|
|   |          |               | 1                         | 2           | 3         | 4                      | 5         | 6         | 7                      | 8           | 9    | 10   | 11   | 12   |
|  <p><b>Lounge Chair</b><br/>                     COM: 2.5 YD   2.29 M<br/>                     Unit weight: 46 LB   20.9 KG<br/>                     Carton weight: 54 LB   24.49 KG<br/>                     Carton volume: 21.25 FT³   0.6 MT³</p> |          | <b>ML2630</b> | 2328                      | 2408        | 2476      | 2553                   | 2681      | 2798      | 2916                   | 3018        | 3146 | 3266 | 3428 | 3658 |
|   |          |               | <b>OVERALL DIMENSIONS</b> |             |           | <b>SEAT DIMENSIONS</b> |           |           | <b>BACK DIMENSIONS</b> |             |      |      |      |      |
|   |          |               | <b>W</b>                  | <b>D</b>    | <b>H</b>  | <b>W</b>               | <b>D</b>  | <b>H</b>  | <b>W</b>               | <b>H</b>    |      |      |      |      |
|   |          |               | IN 26<br>MM 660           | 34.5<br>876 | 35<br>889 | 23<br>584              | 20<br>508 | 18<br>457 | 18<br>457              | 17.5<br>445 |      |      |      |      |
|   |          | <b>RTA 00</b> | 1 per carton              |             |           |                        |           |           |                        |             |      |      |      |      |

## ML PARK



model ML4634CH






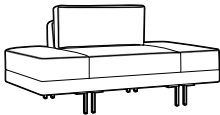

model ML8634

## STANDARD FEATURES

- ML Park is a modern armless lounge seating series with a distinctive retro design.
- Features aluminum legs with non-marking Black glides.
- Fully upholstered continuous seat and back cushions with distinctive seams.
- Upholstery options: fabric, vinyl or leather. Vinyl and leather models may feature stitch detail across the seat and/or back cushions, if applicable.

## OPTIONAL FEATURES

- Optional fixed back cushion (**FC**) is available on lounge models, please specify. Model ML4634, add \$157. Model ML6634, add \$210. Model ML8634, add \$263.
- Available in five leg finish options: Black (**TBL**), Brushed Aluminum (**BAL**), Designer White (**TDW**), Polished Aluminum (**ALU**) or Tungsten (**TTU**), please specify. No upcharge.

| DESCRIPTION  | FEATURES | MODEL #       | STANDARD TEXTILE GRADES   |              |          |                        |          |          |                        |          |      |       |       |       |
|--|----------|---------------|---|--------------|----------|------------------------|----------|----------|------------------------|----------|------|-------|-------|-------|
|  |          |               | 1   | 2            | 3        | 4                      | 5        | 6        | 7                      | 8        | 9    | 10    | 11    | 12    |
|  <p><b>Ottoman</b><br/>COM: 1.5 YD   1.37 M<br/>Unit weight: 35 LB   15.9 KG<br/>Carton weight: 41 LB   18.6 KG<br/>Carton volume: 9.75 FT³   0.27 MT³</p>              |          | <b>ML2634</b> | 1525  | 1573         | 1614     | 1660                   | 1737     | 1807     | 1878                   | 1939     | 2016 | 2088  | 2185  | 2323  |
|  |          |               | <b>OVERALL DIMENSIONS</b>   |              |          | <b>SEAT DIMENSIONS</b> |          |          | <b>BACK DIMENSIONS</b> |          |      |       |       |       |
|  |          |               | <b>W</b>  | <b>D</b>     | <b>H</b> | <b>W</b>               | <b>D</b> | <b>H</b> | <b>W</b>               | <b>H</b> |      |       |       |       |
|  |          |               | IN 26.75  | 26.75        | 18.25    | -                      | -        | -        | -                      | -        |      |       |       |       |
|  |          | MM 679        | 679   | 464          | -        | -                      | -        | -        | -                      |          |      |       |       |       |
|  |          | <b>RTA 00</b> |  | 1 per carton |          |                        |          |          |                        |          |      |       |       |       |
|  <p><b>Lounge Chair</b><br/>COM: 7.25 YD   6.63 M<br/>Unit weight: 85 LB   38.6 KG<br/>Carton weight: 95 LB   43.09 KG<br/>Carton volume: 35.5 FT³   1 MT³</p>         |          | <b>ML4634</b> | 2932  | 3164         | 3360     | 3585                   | 3954     | 4295     | 4636                   | 4933     | 5303 | 5651  | 6122  | 6789  |
|  |          |               | <b>OVERALL DIMENSIONS</b>   |              |          | <b>SEAT DIMENSIONS</b> |          |          | <b>BACK DIMENSIONS</b> |          |      |       |       |       |
|  |          |               | <b>W</b>  | <b>D</b>     | <b>H</b> | <b>W</b>               | <b>D</b> | <b>H</b> | <b>W</b>               | <b>H</b> |      |       |       |       |
|  |          |               | IN 42.75  | 36           | 32       | 42.75                  | 24       | 20       | 20                     | 12       |      |       |       |       |
|  |          | MM 1086       | 914   | 813          | 1086     | 610                    | 508      | 508      | 305                    |          |      |       |       |       |
|  |          | <b>RTA 00</b> | 1 per carton  |              |          |                        |          |          |                        |          |      |       |       |       |
|  <p><b>Two Seat Sofa</b><br/>COM: 7.5 YD   6.86 M<br/>Unit weight: 120 LB   54.5 KG<br/>Carton weight: 132 LB   59.87 KG<br/>Carton volume: 52 FT³   1.47 MT³</p>     |          | <b>ML6634</b> | 5018  | 5258         | 5461     | 5693                   | 6076     | 6428     | 6781                   | 7088     | 7471 | 7831  | 8318  | 9008  |
|  |          |               | <b>OVERALL DIMENSIONS</b>   |              |          | <b>SEAT DIMENSIONS</b> |          |          | <b>BACK DIMENSIONS</b> |          |      |       |       |       |
|  |          |               | <b>W</b>  | <b>D</b>     | <b>H</b> | <b>W</b>               | <b>D</b> | <b>H</b> | <b>W</b>               | <b>H</b> |      |       |       |       |
|  |          |               | IN 66   | 36           | 32       | 66                     | 24       | 20       | 20                     | 12       |      |       |       |       |
|  |          | MM 1676       | 914   | 813          | 1676     | 610                    | 508      | 508      | 305                    |          |      |       |       |       |
|  |          | <b>RTA 00</b> | 1 per carton  |              |          |                        |          |          |                        |          |      |       |       |       |
|  <p><b>Three Seat Sofa</b><br/>COM: 11 YD   10.06 M<br/>Unit weight: 145 LB   65.9 KG<br/>Carton weight: 160 LB   72.57 KG<br/>Carton volume: 67.25 FT³   1.9 MT³</p> |          | <b>ML8634</b> | 5916  | 6268         | 6565     | 6906                   | 7467     | 7984     | 8501                   | 8952     | 9513 | 10041 | 10756 | 11768 |
|  |          |               | <b>OVERALL DIMENSIONS</b>   |              |          | <b>SEAT DIMENSIONS</b> |          |          | <b>BACK DIMENSIONS</b> |          |      |       |       |       |
|  |          |               | <b>W</b>  | <b>D</b>     | <b>H</b> | <b>W</b>               | <b>D</b> | <b>H</b> | <b>W</b>               | <b>H</b> |      |       |       |       |
|  |          |               | IN 86   | 36           | 32       | 86                     | 24       | 20       | 40                     | 12       |      |       |       |       |
|  |          | MM 2184       | 914   | 813          | 2184     | 610                    | 508      | 1016     | 305                    |          |      |       |       |       |
|  |          | <b>RTA 00</b> | 1 per carton  |              |          |                        |          |          |                        |          |      |       |       |       |

PRAIRIE



model 3481






model 3482

STANDARD FEATURES

- Features barrel shaped arms that provide an attractive and enticing appearance.
- Fully upholstered. Tapered wood skirt and legs.
- Fixed, non-removable cushions.
- Elasticized seat suspension system for extra comfort.
- Series includes lounge chair, two seat and three seat sofa.
- Upholstery options: fabric, vinyl or leather. Vinyl and leather models may feature stitch detail across the seat and/or back cushions, if applicable.

OPTIONAL FEATURES

- Tapered wood legs are available in Absolute (AAM), Black (BKM), Cherry (ACM), Espresso Cafe (ECM), English Oak (EOM), Fruitwood (TFM), Gray (HGM), Honey (AHM), Mahogany (TMM), Maple (AVM), Medium Walnut (MWM), Natural Walnut (NLW), Night (ASM), Noce Biondo (NBM), Noce Grigio (NGM), Noce Leggero (NEM), Noce Medio (NMM), Shaker Cherry (SKM), Walnut (TWM), WC Cream (WTM), White (WHM) and Winter Cherry (WCM). Please specify. Genuine maple faced veneers and solids are used.

| DESCRIPTION   | FEATURES | MODEL #       | STANDARD TEXTILE GRADES   |          |          |                        |          |          |                        |          |      |      |      |      |
|---|----------|---------------|---------------------------|----------|----------|------------------------|----------|----------|------------------------|----------|------|------|------|------|
|   |          |               | 1                         | 2        | 3        | 4                      | 5        | 6        | 7                      | 8        | 9    | 10   | 11   | 12   |
|  <p><b>Lounge Chair</b><br/>COM: 4.25 YD   3.89 M<br/>Unit weight: 70 LB   31.8 KG<br/>Carton weight: 80 LB   36.29 KG<br/>Carton volume: 19.25 FT³   0.54 MT³</p>      |          | <b>3481</b>   | 1502                      | 1638     | 1753     | 1885                   | 2101     | 2301     | 2501                   | 2675     | 2892 | 3096 | 3372 | 3763 |
|   |          |               | <b>OVERALL DIMENSIONS</b> |          |          | <b>SEAT DIMENSIONS</b> |          |          | <b>BACK DIMENSIONS</b> |          |      |      |      |      |
|   |          |               | <b>W</b>                  | <b>D</b> | <b>H</b> | <b>W</b>               | <b>D</b> | <b>H</b> | <b>W</b>               | <b>H</b> |      |      |      |      |
|   |          |               | IN 32                     | 29       | 30.5     | 21                     | 19       | 16       | 21                     | 14.5     |      |      |      |      |
|   |          |               | MM 813                    | 737      | 775      | 533                    | 483      | 406      | 533                    | 368      |      |      |      |      |
|   |          | <b>RTA 00</b> | 1 per carton              |          |          |                        |          |          |                        |          |      |      |      |      |
|  <p><b>Two Seat Sofa</b><br/>COM: 6.25 YD   5.72 M<br/>Unit weight: 96 LB   43.6 KG<br/>Carton weight: 106 LB   48.08 KG<br/>Carton volume: 41.25 FT³   1.16 MT³</p>    |          | <b>3482</b>   | 2050                      | 2250     | 2419     | 2613                   | 2931     | 3225     | 3519                   | 3775     | 4094 | 4394 | 4800 | 5375 |
|   |          |               | <b>OVERALL DIMENSIONS</b> |          |          | <b>SEAT DIMENSIONS</b> |          |          | <b>BACK DIMENSIONS</b> |          |      |      |      |      |
|   |          |               | <b>W</b>                  | <b>D</b> | <b>H</b> | <b>W</b>               | <b>D</b> | <b>H</b> | <b>W</b>               | <b>H</b> |      |      |      |      |
|   |          |               | IN 52.5                   | 29       | 30.5     | 42                     | 19       | 16       | 42                     | 14.5     |      |      |      |      |
|   |          |               | MM 1334                   | 737      | 775      | 1067                   | 483      | 406      | 1067                   | 368      |      |      |      |      |
|   |          | <b>RTA 00</b> | 1 per carton              |          |          |                        |          |          |                        |          |      |      |      |      |
|  <p><b>Three Seat Sofa</b><br/>COM: 9.5 YD   8.69 M<br/>Unit weight: 135 LB   61.4 KG<br/>Carton weight: 150 LB   68.04 KG<br/>Carton volume: 55.5 FT³   1.57 MT³</p> |          | <b>3483</b>   | 2599                      | 2903     | 3160     | 3454                   | 3939     | 4385     | 4832                   | 5221     | 5706 | 6162 | 6779 | 7653 |
|   |          |               | <b>OVERALL DIMENSIONS</b> |          |          | <b>SEAT DIMENSIONS</b> |          |          | <b>BACK DIMENSIONS</b> |          |      |      |      |      |
|   |          |               | <b>W</b>                  | <b>D</b> | <b>H</b> | <b>W</b>               | <b>D</b> | <b>H</b> | <b>W</b>               | <b>H</b> |      |      |      |      |
|   |          |               | IN 73.5                   | 29       | 30.5     | 63.5                   | 19       | 16       | 63.5                   | 14.5     |      |      |      |      |
|   |          |               | MM 1867                   | 737      | 775      | 1613                   | 483      | 406      | 1613                   | 368      |      |      |      |      |
|   |          | <b>RTA 00</b> | 1 per carton              |          |          |                        |          |          |                        |          |      |      |      |      |

RIVER



Sample Layout



Sample Layout

STANDARD FEATURES

- A seating series that is composed of modular units in straight, curved and corner sections, as well as freestanding units. Soft seating models are available with standard height, high and extended high backs. Linking units can be used together in any combination to create a wide variety of layouts.
- Armless units can be ganged together with a quick connect, disconnect feature. Ganging hardware is standard and is factory installed. Ganging hardware swivels out of sight when not in use.
- Front edge of the seat angles slightly inward, so feet have freedom of movement and don't rub on the seat. This inward slant matches the inward angles of the back. Benches and connecting end tables also reflect the inward angles on the front and back faces, so all units coordinate in visual appearance.
- The unique tapered legs are made of welded steel, with each leg bolted directly to the unit frame. All units except for the laptop tables have the same leg height of 6.5". The leg height makes it easier to clean under the product.
- Legs are standard in Chrome with Black nylon non-marking height adjustable glides.
- All cushions are fixed and non-removable. Perimeter seams feature a decorative single stitch detail, which makes seams lay flat and adds extra seam strength.
- Seating frames are heavy duty with interlocking plywood, puzzle box construction, and are made for active environments. Seats are high density with highly resilient foam.
- Personal Harbor high traffic units are rated at 350 lbs., suitable for 24/7 use and should be specified in textiles that meet or exceed 100,000 double rubs (for the fabric portion of the warranty to apply). These units have the same puzzle box frame construction as other River models except the framing wood is 1" thick, rotary cut, birch plywood.
- Upholstery options: fabric, vinyl or leather. Leather only recommended on seat and may feature a horizontal stitch detail.

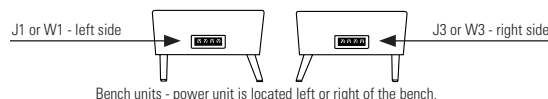
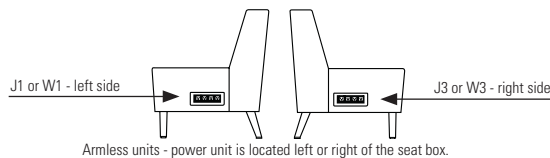
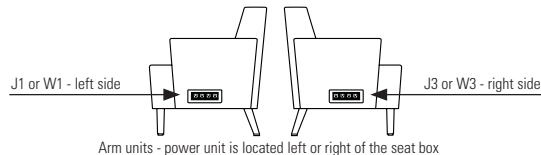
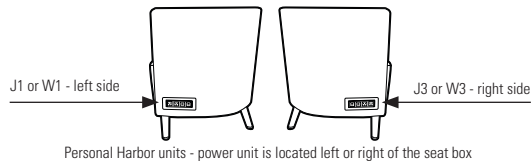
OPTIONAL FEATURES

- Most tables and seating units (except round benches) can be specified with power/USB units, which include two power outlets, two double USB terminals and a Black 5" three-prong power cord. Each power/USB unit is set in predetermined locations, as shown in the electrical illustrations below. Electrical units must be factory installed.
- Power/USB units are available with either Jet Black (J) face plate with Black power/USB receptacles or with a White (W) face plate with White power/USB receptacles.
- To add a power/USB unit, please specify (J1), (W1), (J2), (W2), (J3), (W3), (J4), (W4), (J6) or (W6) after the product model number. Please note on seating units, if both right and left locations are required, add both (J1/J3) or (W1/W3) to the model number. Add \$729 each.
- Tables are made with high pressure laminate and are offered in the following finishes: Absolute Acajou (ACJ), Asian Night (ASN), Avant Cherry (AWC), Avant Honey (AWH), Blizzard (BZD), Clear Maple (CMB), Custom Grey (CGY), Dark Espresso (DES), Designer White (DWT), Stonedust (SDT), Walnut Heights (WHE), White Chocolate (WHC) and Winter Cherry (WCR). Please specify. Custom high pressure laminate finishes will be considered upon request.
- For leg finish options, please see page 374. No upcharges.
- If more than one fabric or a fabric/vinyl and leather combination is required, please fill out a "Seating Multiple Textile" form, specifying each fabric location. Please contact Customer Service for more information.

ELECTRICAL PLACEMENT

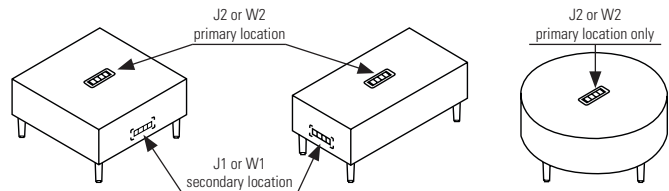
Soft Seating

Locations available on left side J1 (Black) or W1 (White), right side J3 (Black), or W3 (White) or both sides J1/J3 (Black) or W1/W3 (White).

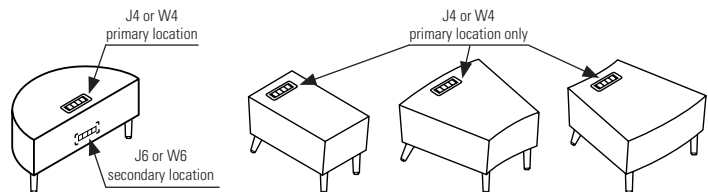


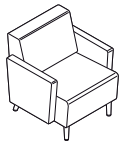


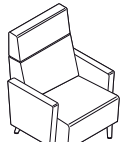
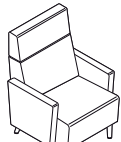
Coffee/End Tables


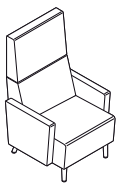
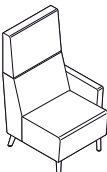
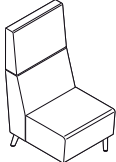
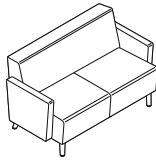
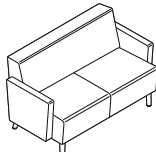
Primary location is on the top of the unit, centered J2 (Black) or W2 (White). Secondary Location is end/side of the unit J1 (Black) or W1 (White).

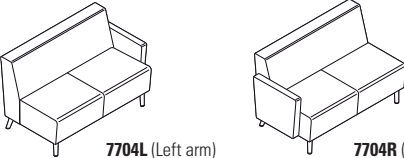


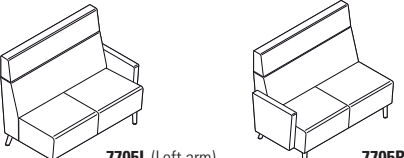



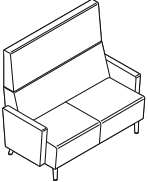
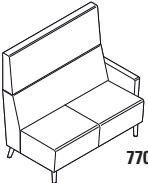


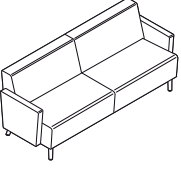
Primary location is on the top rear/edge of the unit J4 (Black) or W4 (White). Secondary Location is the back side of the unit J6 (Black) or W6 (White).



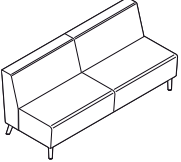
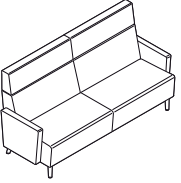
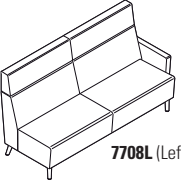
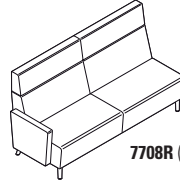

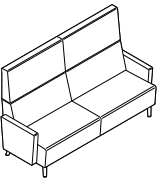
| DESCRIPTION  | FEATURES   | MODEL#                | STANDARD TEXTILE GRADES    |             |              |                        |           |           |                        |           |      |      |      |      |  |  |
|--|--|-----------------------|----------------------------|-------------|--------------|------------------------|-----------|-----------|------------------------|-----------|------|------|------|------|--|--|
|  |  |                       | 1                          | 2           | 3            | 4                      | 5         | 6         | 7                      | 8         | 9    | 10   | 11   | 12   |  |  |
|  <p><b>Lounge Chair - Standard Back w/Arms</b><br/>                     COM: 4 YD   3.66 M<br/>                     Unit weight: 46 LB   20.9 KG<br/>                     Carton weight: 57 LB   25.85 KG<br/>                     Carton volume: 22.5 FT³   0.63 MT³</p>   | For power/USB unit please see electrical placement chart. Freestanding unit only.              | <b>7701</b>           | 1920                       | 2048        | 2156         | 2280                   | 2484      | 2672      | 2860                   | 3024      | 3228 | 3420 | 3680 | 4048 |  |  |
|  |  |                       | <b>OVERALL DIMENSIONS</b>  |             |              | <b>SEAT DIMENSIONS</b> |           |           | <b>BACK DIMENSIONS</b> |           |      |      |      |      |  |  |
|  |  |                       | <b>W</b>                   | <b>D</b>    | <b>H</b>     | <b>W</b>               | <b>D</b>  | <b>H</b>  | <b>W</b>               | <b>H</b>  |      |      |      |      |  |  |
|  |  |                       | IN 29.5<br>MM 749          | 29.5<br>749 | 32<br>813    | 24<br>610              | 19<br>483 | 18<br>457 | 24<br>610              | 14<br>356 |      |      |      |      |  |  |
|  |  |                       | <b>RTA 00</b> 1 per carton |             |              |                        |           |           |                        |           |      |      |      |      |  |  |
|  <p><b>7701L (Left arm)</b>      <b>7701R (Right arm)</b></p> <p><b>Lounge Chair - Standard w/One Arm</b><br/>                     COM: 3.25 YD   2.97 M<br/>                     Unit weight: 36 LB   16.4 KG<br/>                     Carton weight: 47 LB   21.32 KG<br/>                     Carton volume: 22.5 FT³   0.63 MT³</p>     | For power/USB unit please see electrical placement chart. Includes ganging hardware (1 side).  | <b>7701L</b><br>7701R | 1676                       | 1780        | 1868         | 1969                   | 2134      | 2287      | 2440                   | 2573      | 2739 | 2895 | 3106 | 3405 |  |  |
|  |  |                       | <b>OVERALL DIMENSIONS</b>  |             |              | <b>SEAT DIMENSIONS</b> |           |           | <b>BACK DIMENSIONS</b> |           |      |      |      |      |  |  |
|  |  |                       | <b>W</b>                   | <b>D</b>    | <b>H</b>     | <b>W</b>               | <b>D</b>  | <b>H</b>  | <b>W</b>               | <b>H</b>  |      |      |      |      |  |  |
|  |  |                       | IN 27<br>MM 686            | 29.5<br>749 | 32<br>813    | 24<br>610              | 19<br>483 | 18<br>457 | 24<br>610              | 14<br>356 |      |      |      |      |  |  |
|  |  |                       | <b>RTA 00</b> 1 per carton |             |              |                        |           |           |                        |           |      |      |      |      |  |  |
|  <p><b>Armless Lounge Chair - Standard Back</b><br/>                     COM: 2.5 YD   2.29 M<br/>                     Unit weight: 26 LB   11.8 KG<br/>                     Carton weight: 37 LB   16.78 KG<br/>                     Carton volume: 22.5 FT³   0.63 MT³</p>  | For power/USB unit please see electrical placement chart. Includes ganging hardware (2 sides). | <b>7701NA</b>         | 1432                       | 1512        | 1580         | 1657                   | 1785      | 1902      | 2020                   | 2122      | 2250 | 2370 | 2532 | 2762 |  |  |
|  |  |                       | <b>OVERALL DIMENSIONS</b>  |             |              | <b>SEAT DIMENSIONS</b> |           |           | <b>BACK DIMENSIONS</b> |           |      |      |      |      |  |  |
|  |  |                       | <b>W</b>                   | <b>D</b>    | <b>H</b>     | <b>W</b>               | <b>D</b>  | <b>H</b>  | <b>W</b>               | <b>H</b>  |      |      |      |      |  |  |
|  |  |                       | IN 24.5<br>MM 622          | 29.5<br>749 | 32<br>813    | 24<br>610              | 19<br>483 | 18<br>457 | 24<br>610              | 14<br>356 |      |      |      |      |  |  |
|  |  |                       | <b>RTA 00</b> 1 per carton |             |              |                        |           |           |                        |           |      |      |      |      |  |  |
|  <p><b>Lounge Chair - High Back w/Arms</b><br/>                     COM: 4.5 YD   4.11 M<br/>                     Unit weight: 48 LB   21.8 KG<br/>                     Carton weight: 61 LB   27.67 KG<br/>                     Carton volume: 28.25 FT³   0.79 MT³</p>  | For power/USB unit please see electrical placement chart. Freestanding unit only.              | <b>7702</b>           | 2154                       | 2298        | 2420         | 2559                   | 2789      | 3000      | 3212                   | 3396      | 3626 | 3842 | 4134 | 4548 |  |  |
|  |  |                       | <b>OVERALL DIMENSIONS</b>  |             |              | <b>SEAT DIMENSIONS</b> |           |           | <b>BACK DIMENSIONS</b> |           |      |      |      |      |  |  |
|  |  |                       | <b>W</b>                   | <b>D</b>    | <b>H</b>     | <b>W</b>               | <b>D</b>  | <b>H</b>  | <b>W</b>               | <b>H</b>  |      |      |      |      |  |  |
|  |  |                       | IN 29.5<br>MM 749          | 29.5<br>749 | 41.5<br>1054 | 24<br>610              | 19<br>483 | 18<br>457 | 24<br>610              | 24<br>610 |      |      |      |      |  |  |
|  |  |                       | <b>RTA 00</b> 1 per carton |             |              |                        |           |           |                        |           |      |      |      |      |  |  |
|  <p><b>7702L (Left arm)</b>      <b>7702R (Right arm)</b></p> <p><b>Lounge Chair - High Back w/One Arm</b><br/>                     COM: 3.75 YD   3.43 M<br/>                     Unit weight: 38 LB   17.3 KG<br/>                     Carton weight: 51 LB   23.13 KG<br/>                     Carton volume: 28.25 FT³   0.79 MT³</p> | For power/USB unit please see electrical placement chart. Includes ganging hardware (1 side).  | <b>7702L</b><br>7702R | 1913                       | 2033        | 2134         | 2251                   | 2442      | 2618      | 2794                   | 2948      | 3139 | 3319 | 3563 | 3908 |  |  |
|  |  |                       | <b>OVERALL DIMENSIONS</b>  |             |              | <b>SEAT DIMENSIONS</b> |           |           | <b>BACK DIMENSIONS</b> |           |      |      |      |      |  |  |
|  |  |                       | <b>W</b>                   | <b>D</b>    | <b>H</b>     | <b>W</b>               | <b>D</b>  | <b>H</b>  | <b>W</b>               | <b>H</b>  |      |      |      |      |  |  |
|  |  |                       | IN 27<br>MM 686            | 29.5<br>749 | 41.5<br>1054 | 24<br>610              | 19<br>483 | 18<br>457 | 24<br>610              | 24<br>610 |      |      |      |      |  |  |
|  |  |                       | <b>RTA 00</b> 1 per carton |             |              |                        |           |           |                        |           |      |      |      |      |  |  |




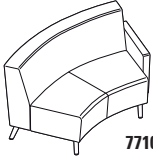
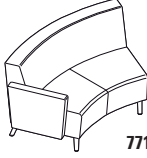

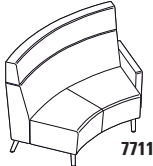
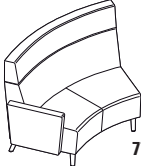
| DESCRIPTION   | FEATURES  | MODEL#                       | STANDARD TEXTILE GRADES |              |                        |           |           |                        |           |      |      |      |      |      |  |  |
|---|---|------------------------------|-------------------------|--------------|------------------------|-----------|-----------|------------------------|-----------|------|------|------|------|------|--|--|
|   |   |                              | 1                       | 2            | 3                      | 4         | 5         | 6                      | 7         | 8    | 9    | 10   | 11   | 12   |  |  |
|  <p><b>Armless Lounge Chair - High Back</b><br/>COM: 3 YD   2.74 M<br/>Unit weight: 28 LB   12.7 KG<br/>Carton weight: 41 LB   18.6 KG<br/>Carton volume: 28.25 FT³   0.79 MT³</p>   | <p>For power/USB unit please see electrical placement chart. Includes ganging hardware (2 sides).</p> | <b>7702NA</b>                | 1669                    | 1765         | 1846                   | 1939      | 2092      | 2233                   | 2374      | 2497 | 2650 | 2794 | 2989 | 3265 |  |  |
|   |   | <b>OVERALL DIMENSIONS</b>    |                         |              | <b>SEAT DIMENSIONS</b> |           |           | <b>BACK DIMENSIONS</b> |           |      |      |      |      |      |  |  |
|   |   | <b>W</b>                     | <b>D</b>                | <b>H</b>     | <b>W</b>               | <b>D</b>  | <b>H</b>  | <b>W</b>               | <b>H</b>  |      |      |      |      |      |  |  |
|   |   | IN 24.5<br>MM 622            | 29.5<br>749             | 41.5<br>1054 | 24<br>610              | 19<br>483 | 18<br>457 | 24<br>610              | 24<br>610 |      |      |      |      |      |  |  |
|   |   | <b>RTA 00</b>                |                         |              | 1 per carton           |           |           |                        |           |      |      |      |      |      |  |  |
|  <p><b>Lounge Chair - Extended Back w/Arms</b><br/>COM: 4.75 YD   4.34 M<br/>Unit weight: 51 LB   23.2 KG<br/>Carton weight: 68 LB   30.84 KG<br/>Carton volume: 32.75 FT³   0.92 MT³</p>  | <p>For power/USB unit please see electrical placement chart. Freestanding unit only.</p>              | <b>7703</b>                  | 2247                    | 2399         | 2527                   | 2675      | 2917      | 3140                   | 3363      | 3558 | 3800 | 4028 | 4337 | 4774 |  |  |
|   |   | <b>OVERALL DIMENSIONS</b>    |                         |              | <b>SEAT DIMENSIONS</b> |           |           | <b>BACK DIMENSIONS</b> |           |      |      |      |      |      |  |  |
|   |   | <b>W</b>                     | <b>D</b>                | <b>H</b>     | <b>W</b>               | <b>D</b>  | <b>H</b>  | <b>W</b>               | <b>H</b>  |      |      |      |      |      |  |  |
|   |   | IN 29.5<br>MM 749            | 29.5<br>749             | 47<br>1194   | 24<br>610              | 19<br>483 | 18<br>457 | 24<br>610              | 29<br>737 |      |      |      |      |      |  |  |
|   |   | <b>RTA 00</b>                |                         |              | 1 per carton           |           |           |                        |           |      |      |      |      |      |  |  |
|  <p><b>7703L (Left arm)</b></p>  <p><b>7703R (Right arm)</b></p> <p><b>Lounge Chair-Extended Back w/One Arm</b><br/>COM: 4 YD   3.66 M<br/>Unit weight: 41 LB   18.6 KG<br/>Carton weight: 58 LB   26.31 KG<br/>Carton volume: 32.75 FT³   0.92 MT³</p> | <p>For power/USB unit please see electrical placement chart. Includes ganging hardware (1 side).</p>  | <b>7703L</b><br><b>7703R</b> | 2004                    | 2132         | 2240                   | 2364      | 2568      | 2756                   | 2944      | 3108 | 3312 | 3504 | 3764 | 4132 |  |  |
|   |   | <b>OVERALL DIMENSIONS</b>    |                         |              | <b>SEAT DIMENSIONS</b> |           |           | <b>BACK DIMENSIONS</b> |           |      |      |      |      |      |  |  |
|   |   | <b>W</b>                     | <b>D</b>                | <b>H</b>     | <b>W</b>               | <b>D</b>  | <b>H</b>  | <b>W</b>               | <b>H</b>  |      |      |      |      |      |  |  |
|   |   | IN 27<br>MM 686              | 29.5<br>749             | 47<br>1194   | 24<br>610              | 19<br>483 | 18<br>457 | 24<br>610              | 29<br>737 |      |      |      |      |      |  |  |
|   |   | <b>RTA 00</b>                |                         |              | 1 per carton           |           |           |                        |           |      |      |      |      |      |  |  |
|  <p><b>Armless Lounge Chair - Extended Back</b><br/>COM: 3.25 YD   2.97 M<br/>Unit weight: 31 LB   14.1 KG<br/>Carton weight: 48 LB   21.77 KG<br/>Carton volume: 32.75 FT³   0.92 MT³</p>   | <p>For power/USB unit please see electrical placement chart. Includes ganging hardware (2 sides).</p> | <b>7703NA</b>                | 1761                    | 1865         | 1953                   | 2054      | 2219      | 2372                   | 2525      | 2658 | 2824 | 2980 | 3191 | 3490 |  |  |
|   |   | <b>OVERALL DIMENSIONS</b>    |                         |              | <b>SEAT DIMENSIONS</b> |           |           | <b>BACK DIMENSIONS</b> |           |      |      |      |      |      |  |  |
|   |   | <b>W</b>                     | <b>D</b>                | <b>H</b>     | <b>W</b>               | <b>D</b>  | <b>H</b>  | <b>W</b>               | <b>H</b>  |      |      |      |      |      |  |  |
|   |   | IN 24.5<br>MM 622            | 29.5<br>749             | 47<br>1194   | 24<br>610              | 19<br>483 | 18<br>457 | 24<br>610              | 29<br>737 |      |      |      |      |      |  |  |
|   |   | <b>RTA 00</b>                |                         |              | 1 per carton           |           |           |                        |           |      |      |      |      |      |  |  |
|  <p><b>Two Seater - Standard Back w/Arms</b><br/>COM: 5.5 YD   5.03 M<br/>Unit weight: 73 LB   33.2 KG<br/>Carton weight: 95 LB   43.09 KG<br/>Carton volume: 39 FT³   1.1 MT³</p>   | <p>For power/USB unit please see electrical placement chart. Freestanding unit only.</p>              | <b>7704</b>                  | 2702                    | 2878         | 3027                   | 3197      | 3478      | 3736                   | 3995      | 4220 | 4501 | 4765 | 5122 | 5628 |  |  |
|   |   | <b>OVERALL DIMENSIONS</b>    |                         |              | <b>SEAT DIMENSIONS</b> |           |           | <b>BACK DIMENSIONS</b> |           |      |      |      |      |      |  |  |
|   |   | <b>W</b>                     | <b>D</b>                | <b>H</b>     | <b>W</b>               | <b>D</b>  | <b>H</b>  | <b>W</b>               | <b>H</b>  |      |      |      |      |      |  |  |
|   |   | IN 53.5<br>MM 1359           | 29.5<br>749             | 32<br>813    | 48<br>1219             | 19<br>483 | 18<br>457 | 48<br>1219             | 14<br>356 |      |      |      |      |      |  |  |
|   |   | <b>RTA 00</b>                |                         |              | 1 per carton           |           |           |                        |           |      |      |      |      |      |  |  |


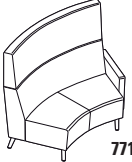

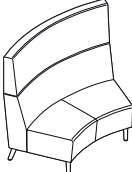

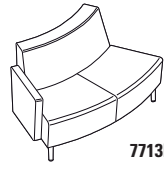
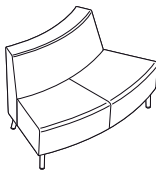
| DESCRIPTION   | FEATURES  | MODEL#                        | STANDARD TEXTILE GRADES   |              |          |                        |          |          |                        |          |      |      |      |      |
|---|---|-------------------------------|---------------------------|--------------|----------|------------------------|----------|----------|------------------------|----------|------|------|------|------|
|   |   |                               | 1                         | 2            | 3        | 4                      | 5        | 6        | 7                      | 8        | 9    | 10   | 11   | 12   |
|  <p><b>7704L</b> (Left arm)<br/><b>7704R</b> (Right arm)</p> <p><b>Two Seater - Standard Back w/One Arm</b><br/>COM: 4.75 YD   4.34 M<br/>Unit weight: 63 LB   28.6 KG<br/>Carton weight: 85 LB   38.56 KG<br/>Carton volume: 39 FT³   1.1 MT³</p> | <p>For power/USB unit please see electrical placement chart.<br/>Includes ganging hardware (1 side).</p>  | <p><b>7704L</b><br/>7704R</p> | 1                         | 2            | 3        | 4                      | 5        | 6        | 7                      | 8        | 9    | 10   | 11   | 12   |
|   |   |                               | 2460                      | 2612         | 2740     | 2888                   | 3130     | 3353     | 3576                   | 3771     | 4013 | 4241 | 4550 | 4987 |
|   |   |                               | <b>OVERALL DIMENSIONS</b> |              |          | <b>SEAT DIMENSIONS</b> |          |          | <b>BACK DIMENSIONS</b> |          |      |      |      |      |
|   |   |                               | <b>W</b>                  | <b>D</b>     | <b>H</b> | <b>W</b>               | <b>D</b> | <b>H</b> | <b>W</b>               | <b>H</b> |      |      |      |      |
|   |   |                               | IN 51                     | 29.5         | 32       | 48                     | 19       | 18       | 48                     | 14       |      |      |      |      |
|   |   |                               | MM 1295                   | 749          | 813      | 1219                   | 483      | 457      | 1219                   | 356      |      |      |      |      |
|   |   |                               | <b>RTA 00</b>             | 1 per carton |          |                        |          |          |                        |          |      |      |      |      |
|  <p><b>7704NA</b></p> <p><b>Armless Two Seater - Standard Back</b><br/>COM: 4.25 YD   3.89 M<br/>Unit weight: 53 LB   24.1 KG<br/>Carton weight: 75 LB   34.02 KG<br/>Carton volume: 39 FT³   1.1 MT³</p>  | <p>For power/USB unit please see electrical placement chart.<br/>Includes ganging hardware (2 sides).</p> | <p><b>7704NA</b></p>          | 1                         | 2            | 3        | 4                      | 5        | 6        | 7                      | 8        | 9    | 10   | 11   | 12   |
|   |   |                               | 2217                      | 2353         | 2468     | 2600                   | 2816     | 3016     | 3216                   | 3390     | 3607 | 3811 | 4087 | 4478 |
|   |   |                               | <b>OVERALL DIMENSIONS</b> |              |          | <b>SEAT DIMENSIONS</b> |          |          | <b>BACK DIMENSIONS</b> |          |      |      |      |      |
|   |   |                               | <b>W</b>                  | <b>D</b>     | <b>H</b> | <b>W</b>               | <b>D</b> | <b>H</b> | <b>W</b>               | <b>H</b> |      |      |      |      |
|   |   |                               | IN 48.5                   | 29.5         | 32       | 48                     | 19       | 18       | 48                     | 14       |      |      |      |      |
|   |   |                               | MM 1232                   | 749          | 813      | 1219                   | 483      | 457      | 1219                   | 356      |      |      |      |      |
|   |   |                               | <b>RTA 00</b>             | 1 per carton |          |                        |          |          |                        |          |      |      |      |      |
|  <p><b>7705</b></p> <p><b>Two Seater - High Back w/Arms</b><br/>COM: 6.5 YD   5.94 M<br/>Unit weight: 77 LB   35 KG<br/>Carton weight: 101 LB   45.81 KG<br/>Carton volume: 49 FT³   1.38 MT³</p>  | <p>For power/USB unit please see electrical placement chart.<br/>Freestanding unit only.</p>              | <p><b>7705</b></p>            | 1                         | 2            | 3        | 4                      | 5        | 6        | 7                      | 8        | 9    | 10   | 11   | 12   |
|   |   |                               | 3172                      | 3380         | 3556     | 3757                   | 4089     | 4394     | 4700                   | 4966     | 5298 | 5610 | 6032 | 6630 |
|   |   |                               | <b>OVERALL DIMENSIONS</b> |              |          | <b>SEAT DIMENSIONS</b> |          |          | <b>BACK DIMENSIONS</b> |          |      |      |      |      |
|   |   |                               | <b>W</b>                  | <b>D</b>     | <b>H</b> | <b>W</b>               | <b>D</b> | <b>H</b> | <b>W</b>               | <b>H</b> |      |      |      |      |
|   |   |                               | IN 53.5                   | 29.5         | 41.5     | 48                     | 19       | 18       | 48                     | 24       |      |      |      |      |
|   |   |                               | MM 1359                   | 749          | 1054     | 1219                   | 483      | 457      | 1219                   | 610      |      |      |      |      |
|   |   |                               | <b>RTA 00</b>             | 1 per carton |          |                        |          |          |                        |          |      |      |      |      |
|  <p><b>7705L</b> (Left arm)<br/><b>7705R</b> (Right arm)</p> <p><b>Two Seater - High Back w/One Arm</b><br/>COM: 5.75 YD   5.26 M<br/>Unit weight: 67 LB   30.5 KG<br/>Carton weight: 91 LB   41.28 KG<br/>Carton volume: 49 FT³   1.38 MT³</p>  | <p>For power/USB unit please see electrical placement chart.<br/>Includes ganging hardware (1 side).</p>  | <p><b>7705L</b><br/>7705R</p> | 1                         | 2            | 3        | 4                      | 5        | 6        | 7                      | 8        | 9    | 10   | 11   | 12   |
|   |   |                               | 2929                      | 3113         | 3268     | 3447                   | 3740     | 4010     | 4280                   | 4516     | 4809 | 5085 | 5459 | 5988 |
|   |   |                               | <b>OVERALL DIMENSIONS</b> |              |          | <b>SEAT DIMENSIONS</b> |          |          | <b>BACK DIMENSIONS</b> |          |      |      |      |      |
|   |   |                               | <b>W</b>                  | <b>D</b>     | <b>H</b> | <b>W</b>               | <b>D</b> | <b>H</b> | <b>W</b>               | <b>H</b> |      |      |      |      |
|   |   |                               | IN 51                     | 29.5         | 41.5     | 48                     | 19       | 18       | 48                     | 24       |      |      |      |      |
|   |   |                               | MM 1295                   | 749          | 1054     | 1219                   | 483      | 457      | 1219                   | 610      |      |      |      |      |
|   |   |                               | <b>RTA 00</b>             | 1 per carton |          |                        |          |          |                        |          |      |      |      |      |
|  <p><b>7705NA</b></p> <p><b>Armless Two Seater - High Back</b><br/>COM: 5.25 YD   4.8 M<br/>Unit weight: 57 LB   25.9 KG<br/>Carton weight: 81 LB   36.74 KG<br/>Carton volume: 49 FT³   1.38 MT³</p>  | <p>For power/USB unit please see electrical placement chart.<br/>Includes ganging hardware (2 sides).</p> | <p><b>7705NA</b></p>          | 1                         | 2            | 3        | 4                      | 5        | 6        | 7                      | 8        | 9    | 10   | 11   | 12   |
|   |   |                               | 2687                      | 2855         | 2997     | 3160                   | 3427     | 3674     | 3921                   | 4136     | 4404 | 4656 | 4997 | 5480 |
|   |   |                               | <b>OVERALL DIMENSIONS</b> |              |          | <b>SEAT DIMENSIONS</b> |          |          | <b>BACK DIMENSIONS</b> |          |      |      |      |      |
|   |   |                               | <b>W</b>                  | <b>D</b>     | <b>H</b> | <b>W</b>               | <b>D</b> | <b>H</b> | <b>W</b>               | <b>H</b> |      |      |      |      |
|   |   |                               | IN 48.5                   | 29.5         | 41.5     | 48                     | 19       | 18       | 48                     | 24       |      |      |      |      |
|   |   |                               | MM 1232                   | 749          | 1054     | 1219                   | 483      | 457      | 1219                   | 610      |      |      |      |      |
|   |   |                               | <b>RTA 00</b>             | 1 per carton |          |                        |          |          |                        |          |      |      |      |      |

| DESCRIPTION   | FEATURES   | MODEL#         | STANDARD TEXTILE GRADES |              |      |                 |      |      |                 |      |      |      |      |      |  |  |  |
|---|--|----------------|-------------------------|--------------|------|-----------------|------|------|-----------------|------|------|------|------|------|--|--|--|
|   |  |                | 1                       | 2            | 3    | 4               | 5    | 6    | 7               | 8    | 9    | 10   | 11   | 12   |  |  |  |
|  <p><b>Two Seater - Extended Back w/Arms</b><br/>                     COM: 7 YD   6.4 M<br/>                     Unit weight: 81 LB   36.8 KG<br/>                     Carton weight: 107 LB   48.53 KG<br/>                     Carton volume: 56.75 FT³   1.6 MT³</p>            | For power/USB unit please see electrical placement chart. Freestanding unit only.              | 7706           | 3358                    | 3582         | 3771 | 3988            | 4345 | 4674 | 5003            | 5290 | 5647 | 5983 | 6438 | 7082 |  |  |  |
|   |  |                | OVERALL DIMENSIONS      |              |      | SEAT DIMENSIONS |      |      | BACK DIMENSIONS |      |      |      |      |      |  |  |  |
|   |  |                | W                       | D            | H    | W               | D    | H    | W               | H    |      |      |      |      |  |  |  |
|   |  |                | IN 53.5                 | 29.5         | 47   | 48              | 19   | 18   | 48              | 29   |      |      |      |      |  |  |  |
|   |  |                | MM 1359                 | 749          | 1194 | 1219            | 483  | 457  | 1219            | 737  |      |      |      |      |  |  |  |
|   |  | RTA 00         |                         | 1 per carton |      |                 |      |      |                 |      |      |      |      |      |  |  |  |
|  <p><b>Two Seater - Extended Back w/One Arm</b><br/>                     COM: 6.25 YD   5.72 M<br/>                     Unit weight: 71 LB   32.3 KG<br/>                     Carton weight: 97 LB   44 KG<br/>                     Carton volume: 56.75 FT³   1.6 MT³</p>         | For power/USB unit please see electrical placement chart. Includes ganging hardware (1 side).  | 7706L<br>7706R | 3115                    | 3315         | 3484 | 3678            | 3996 | 4290 | 4584            | 4840 | 5159 | 5459 | 5865 | 6440 |  |  |  |
|   |  |                | OVERALL DIMENSIONS      |              |      | SEAT DIMENSIONS |      |      | BACK DIMENSIONS |      |      |      |      |      |  |  |  |
|   |  |                | W                       | D            | H    | W               | D    | H    | W               | H    |      |      |      |      |  |  |  |
|   |  |                | IN 51                   | 29.5         | 47   | 48              | 19   | 18   | 48              | 29   |      |      |      |      |  |  |  |
|   |  |                | MM 1295                 | 749          | 1194 | 1219            | 483  | 457  | 1219            | 737  |      |      |      |      |  |  |  |
|   |  | RTA 00         |                         | 1 per carton |      |                 |      |      |                 |      |      |      |      |      |  |  |  |
|  <p><b>Armless Two Seater - Extended Back</b><br/>                     COM: 5.75 YD   5.26 M<br/>                     Unit weight: 61 LB   27.7 KG<br/>                     Carton weight: 87 LB   39.46 KG<br/>                     Carton volume: 56.75 FT³   1.6 MT³</p>        | For power/USB unit please see electrical placement chart. Includes ganging hardware (2 sides). | 7706NA         | 2871                    | 3055         | 3210 | 3389            | 3682 | 3952 | 4222            | 4458 | 4751 | 5027 | 5401 | 5930 |  |  |  |
|   |  |                | OVERALL DIMENSIONS      |              |      | SEAT DIMENSIONS |      |      | BACK DIMENSIONS |      |      |      |      |      |  |  |  |
|   |  |                | W                       | D            | H    | W               | D    | H    | W               | H    |      |      |      |      |  |  |  |
|   |  |                | IN 48.5                 | 29.5         | 47   | 48              | 19   | 18   | 48              | 29   |      |      |      |      |  |  |  |
|   |  |                | MM 1232                 | 749          | 1194 | 1219            | 483  | 457  | 1219            | 737  |      |      |      |      |  |  |  |
|   |  | RTA 00         |                         | 1 per carton |      |                 |      |      |                 |      |      |      |      |      |  |  |  |
|  <p><b>Three Seater - Standard Back w/Arms</b><br/>                     COM: 8.25 YD   7.54 M<br/>                     Unit weight: 108 LB   49.1 KG<br/>                     Carton weight: 139 LB   63.05 KG<br/>                     Carton volume: 55.5 FT³   1.57 MT³</p>   | For power/USB unit please see electrical placement chart. Freestanding unit only.              | 7707           | 4268                    | 4532         | 4755 | 5011            | 5431 | 5819 | 6207            | 6545 | 6966 | 7362 | 7898 | 8657 |  |  |  |
|   |  |                | OVERALL DIMENSIONS      |              |      | SEAT DIMENSIONS |      |      | BACK DIMENSIONS |      |      |      |      |      |  |  |  |
|   |  |                | W                       | D            | H    | W               | D    | H    | W               | H    |      |      |      |      |  |  |  |
|   |  |                | IN 77.5                 | 29.5         | 32   | 72              | 19   | 18   | 72              | 14   |      |      |      |      |  |  |  |
|   |  |                | MM 1969                 | 749          | 813  | 1829            | 483  | 457  | 1829            | 356  |      |      |      |      |  |  |  |
|   |  | RTA 00         |                         | 1 per carton |      |                 |      |      |                 |      |      |      |      |      |  |  |  |
|  <p><b>Three Seater - Standard Back w/One Arm</b><br/>                     COM: 7.75 YD   7.09 M<br/>                     Unit weight: 98 LB   44.5 KG<br/>                     Carton weight: 129 LB   58.51 KG<br/>                     Carton volume: 55.5 FT³   1.57 MT³</p> | For power/USB unit please see electrical placement chart. Includes ganging hardware (1 side).  | 7707L<br>7707R | 4025                    | 4273         | 4482 | 4723            | 5118 | 5482 | 5846            | 6164 | 6559 | 6931 | 7435 | 8148 |  |  |  |
|   |  |                | OVERALL DIMENSIONS      |              |      | SEAT DIMENSIONS |      |      | BACK DIMENSIONS |      |      |      |      |      |  |  |  |
|   |  |                | W                       | D            | H    | W               | D    | H    | W               | H    |      |      |      |      |  |  |  |
|   |  |                | IN 75                   | 29.5         | 32   | 72              | 19   | 18   | 72              | 14   |      |      |      |      |  |  |  |
|   |  |                | MM 1905                 | 749          | 813  | 1829            | 483  | 457  | 1829            | 356  |      |      |      |      |  |  |  |
|   |  | RTA 00         |                         | 1 per carton |      |                 |      |      |                 |      |      |      |      |      |  |  |  |

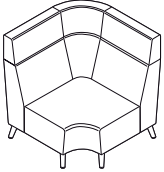
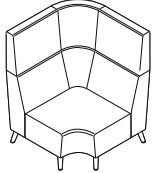
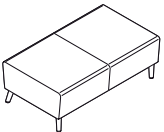
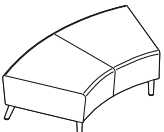
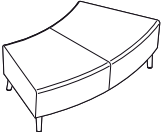


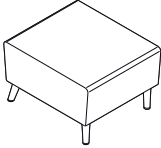

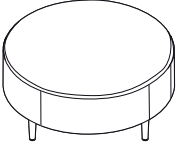
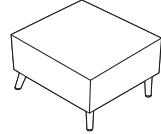
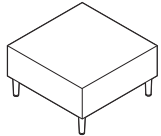
| DESCRIPTION   | FEATURES  | MODEL#                | STANDARD TEXTILE GRADES            |      |      |                                 |      |      |                               |      |      |      |       |       |
|---|---|-----------------------|------------------------------------|------|------|---------------------------------|------|------|-------------------------------|------|------|------|-------|-------|
|   |   |                       | 1                                  | 2    | 3    | 4                               | 5    | 6    | 7                             | 8    | 9    | 10   | 11    | 12    |
|  <p><b>Armless Three Seater - Standard Back</b><br/>                     COM: 7 YD   6.4 M<br/>                     Unit weight: 88 LB   40 KG<br/>                     Carton weight: 119 LB   53.98 KG<br/>                     Carton volume: 55.5 FT³   1.57 MT³</p>         | For power/USB unit please see electrical placement chart. Includes ganging hardware (2 sides).                    | <b>7707NA</b>         | 3783                               | 4007 | 4196 | 4413                            | 4770 | 5099 | 5428                          | 5715 | 6072 | 6408 | 6863  | 7507  |
|   |   |                       | <b>OVERALL DIMENSIONS</b><br>W D H |      |      | <b>SEAT DIMENSIONS</b><br>W D H |      |      | <b>BACK DIMENSIONS</b><br>W H |      |      |      |       |       |
|   |   |                       | IN 72.5                            | 29.5 | 32   | 72                              | 19   | 18   | 72                            | 14   |      |      |       |       |
|   |   |                       | MM 1842                            | 749  | 813  | 1829                            | 483  | 457  | 1829                          | 356  |      |      |       |       |
|   |   | <b>RTA 00</b>         | 1 per carton                       |      |      |                                 |      |      |                               |      |      |      |       |       |
|  <p><b>Three Seater - High Back w/Arms</b><br/>                     COM: 10.5 YD   9.6 M<br/>                     Unit weight: 112 LB   50.9 KG<br/>                     Carton weight: 148 LB   67.13 KG<br/>                     Carton volume: 69.75 FT³   1.97 MT³</p>       | For power/USB unit please see electrical placement chart. Freestanding unit only.                                 | <b>7708</b>           | 4973                               | 5309 | 5593 | 5918                            | 6454 | 6947 | 7441                          | 7871 | 8407 | 8911 | 9593  | 10559 |
|   |   |                       | <b>OVERALL DIMENSIONS</b><br>W D H |      |      | <b>SEAT DIMENSIONS</b><br>W D H |      |      | <b>BACK DIMENSIONS</b><br>W H |      |      |      |       |       |
|   |   |                       | IN 77.5                            | 29.5 | 41.5 | 72                              | 19   | 18   | 72                            | 24   |      |      |       |       |
|   |   |                       | MM 1969                            | 749  | 1054 | 1829                            | 483  | 457  | 1829                          | 610  |      |      |       |       |
|   |   | <b>RTA 00</b>         | 1 per carton                       |      |      |                                 |      |      |                               |      |      |      |       |       |
|  <p><b>7708L (Left arm)</b></p>  |  <p><b>7708R (Right arm)</b></p> | <b>7708L</b><br>7708R | 4731                               | 5043 | 5306 | 5609                            | 6106 | 6564 | 7022                          | 7422 | 7919 | 8387 | 9021  | 9918  |
|   |   |                       | <b>OVERALL DIMENSIONS</b><br>W D H |      |      | <b>SEAT DIMENSIONS</b><br>W D H |      |      | <b>BACK DIMENSIONS</b><br>W H |      |      |      |       |       |
|   |   |                       | IN 75                              | 29.5 | 41.5 | 72                              | 19   | 18   | 72                            | 24   |      |      |       |       |
|   |   |                       | MM 1905                            | 749  | 1054 | 1829                            | 483  | 457  | 1829                          | 610  |      |      |       |       |
|   |   | <b>RTA 00</b>         | 1 per carton                       |      |      |                                 |      |      |                               |      |      |      |       |       |
|  <p><b>Armless Three Seater - High Back</b><br/>                     COM: 9.25 YD   8.46 M<br/>                     Unit weight: 92 LB   41.8 KG<br/>                     Carton weight: 126 LB   57.15 KG<br/>                     Carton volume: 69.75 FT³   1.97 MT³</p>    | For power/USB unit please see electrical placement chart. Includes ganging hardware (2 sides).                    | <b>7708NA</b>         | 4486                               | 4782 | 5032 | 5319                            | 5790 | 6225 | 6660                          | 7039 | 7511 | 7955 | 8556  | 9407  |
|   |   |                       | <b>OVERALL DIMENSIONS</b><br>W D H |      |      | <b>SEAT DIMENSIONS</b><br>W D H |      |      | <b>BACK DIMENSIONS</b><br>W H |      |      |      |       |       |
|   |   |                       | IN 72.5                            | 29.5 | 41.5 | 72                              | 19   | 18   | 72                            | 24   |      |      |       |       |
|   |   |                       | MM 1842                            | 749  | 1054 | 1829                            | 483  | 457  | 1829                          | 610  |      |      |       |       |
|   |   | <b>RTA 00</b>         | 1 per carton                       |      |      |                                 |      |      |                               |      |      |      |       |       |
|  <p><b>Three Seater - Extended Back w/Arms</b><br/>                     COM: 11 YD   10.06 M<br/>                     Unit weight: 116 LB   52.7 KG<br/>                     Carton weight: 144 LB   65.32 KG<br/>                     Carton volume: 78.75 FT³   2.22 MT³</p> | For power/USB unit please see electrical placement chart. Freestanding unit only.                                 | <b>7709</b>           | 5250                               | 5602 | 5899 | 6240                            | 6801 | 7318 | 7835                          | 8286 | 8847 | 9375 | 10090 | 11102 |
|   |   |                       | <b>OVERALL DIMENSIONS</b><br>W D H |      |      | <b>SEAT DIMENSIONS</b><br>W D H |      |      | <b>BACK DIMENSIONS</b><br>W H |      |      |      |       |       |
|   |   |                       | IN 77.5                            | 29.5 | 47   | 72                              | 19   | 18   | 72                            | 29   |      |      |       |       |
|   |   |                       | MM 1969                            | 749  | 1194 | 1829                            | 483  | 457  | 1829                          | 737  |      |      |       |       |
|   |   | <b>RTA 00</b>         | 1 per carton                       |      |      |                                 |      |      |                               |      |      |      |       |       |

| DESCRIPTION  | FEATURES  | MODEL#                        | STANDARD TEXTILE GRADES   |      |              |  |      |      |   |      |      |                                       |      |       |
|--|---|-------------------------------|---|------|--------------|--|------|------|---|------|------|---------------------------------------|------|-------|
|  |   |                               | 1   | 2    | 3            | 4  | 5    | 6    | 7                                       | 8    | 9    | 10                                    | 11   | 12    |
|  <p><b>7709L</b> (Left arm)</p>   |  <p><b>7709R</b> (Right arm)</p>   | <p><b>7709L</b><br/>7709R</p> | 1   | 2    | 3            | 4  | 5    | 6    | 7                                       | 8    | 9    | 10                                    | 11   | 12    |
|  |   |                               | 5007  | 5343 | 5627         | 5952                                       | 6488 | 6981 | 7475                                    | 7905 | 8441 | 8945                                  | 9627 | 10593 |
| <p><b>Three Seater - Extended Back w/One Arm</b><br/>COM: 10.5 YD   9.6 M<br/>Unit weight: 106 LB   48.2 KG<br/>Carton weight: 134 LB   60.78 KG<br/>Carton volume: 78.75 FT<sup>3</sup>   2.22 MT<sup>3</sup></p>     |   |                               | <p>For power/USB unit please see electrical placement chart.<br/>Includes ganging hardware (1 side).</p>  |      |              | <p><b>OVERALL DIMENSIONS</b><br/>W D H</p> |      |      | <p><b>SEAT DIMENSIONS</b><br/>W D H</p> |      |      | <p><b>BACK DIMENSIONS</b><br/>W H</p> |      |       |
|  |   |                               | IN 75   | 29.5 | 47           | 72   | 19   | 18   |   |      | 72   | 29                                    |      |       |
|  |   |                               | MM 1905   | 749  | 1194         | 1829                                       | 483  | 457  |   |      | 1829 | 737                                   |      |       |
|  |   |                               | <p><b>RTA 00</b></p>  |      | 1 per carton |  |      |      |   |      |      |                                       |      |       |
|   |   | <p><b>7709NA</b></p>          | 1   | 2    | 3            | 4  | 5    | 6    | 7                                       | 8    | 9    | 10                                    | 11   | 12    |
|  |   |                               | 4764  | 5076 | 5339         | 5642                                       | 6139 | 6597 | 7055                                    | 7455 | 7952 | 8420                                  | 9054 | 9951  |
| <p><b>Armless Three Seater - Extended Back</b><br/>COM: 9.75 YD   8.92 M<br/>Unit weight: 96 LB   43.6 KG<br/>Carton weight: 124 LB   56.25 KG<br/>Carton volume: 78.75 FT<sup>3</sup>   2.22 MT<sup>3</sup></p>       |   |                               | <p>For power/USB unit please see electrical placement chart.<br/>Includes ganging hardware (2 sides).</p> |      |              | <p><b>OVERALL DIMENSIONS</b><br/>W D H</p> |      |      | <p><b>SEAT DIMENSIONS</b><br/>W D H</p> |      |      | <p><b>BACK DIMENSIONS</b><br/>W H</p> |      |       |
|  |   |                               | IN 72.5   | 29.5 | 47           | 72   | 19   | 18   |   |      | 72   | 29                                    |      |       |
|  |   |                               | MM 1842   | 749  | 1194         | 1829                                       | 483  | 457  |   |      | 1829 | 737                                   |      |       |
|  |   |                               | <p><b>RTA 00</b></p>  |      | 1 per carton |  |      |      |   |      |      |                                       |      |       |
|  <p><b>7710L</b> (Left arm)</p>   |  <p><b>7710R</b> (Right arm)</p>   | <p><b>7710L</b><br/>7710R</p> | 1   | 2    | 3            | 4  | 5    | 6    | 7                                       | 8    | 9    | 10                                    | 11   | 12    |
|  |   |                               | 2886  | 3054 | 3196         | 3359                                       | 3626 | 3873 | 4120                                    | 4335 | 4603 | 4855                                  | 5196 | 5679  |
| <p><b>IS Curve - Two Seater - Standard Back w/One Arm</b><br/>COM: 5.25 YD   4.8 M<br/>Unit weight: 68 LB   30.9 KG<br/>Carton weight: 88 LB   39.92 KG<br/>Carton volume: 43 FT<sup>3</sup>   1.21 MT<sup>3</sup></p> |   |                               | <p>For power/USB unit please see electrical placement chart.<br/>Includes ganging hardware (2 sides).</p> |      |              | <p><b>OVERALL DIMENSIONS</b><br/>W D H</p> |      |      | <p><b>SEAT DIMENSIONS</b><br/>W D H</p> |      |      | <p><b>BACK DIMENSIONS</b><br/>W H</p> |      |       |
|  |   |                               | IN 57   | 29.5 | 32           | 42   | 19   | 18   |   |      | 51   | 14                                    |      |       |
|  |   |                               | MM 1448   | 749  | 813          | 1067                                       | 483  | 457  |   |      | 1295 | 356                                   |      |       |
|  |   |                               | <p><b>RTA 00</b></p>  |      | 1 per carton |  |      |      |   |      |      |                                       |      |       |
|   |   | <p><b>7710NA</b></p>          | 1   | 2    | 3            | 4  | 5    | 6    | 7                                       | 8    | 9    | 10                                    | 11   | 12    |
|  |   |                               | 2643  | 2787 | 2909         | 3048                                       | 3278 | 3489 | 3701                                    | 3885 | 4115 | 4331                                  | 4623 | 5037  |
| <p><b>Armless IS Curve - Two Seat - Standard Back</b><br/>COM: 4.5 YD   4.11 M<br/>Unit weight: 58 LB   26.4 KG<br/>Carton weight: 78 LB   35.38 KG<br/>Carton volume: 43 FT<sup>3</sup>   1.21 MT<sup>3</sup></p>     |   |                               | <p>For power/USB unit please see electrical placement chart.<br/>Includes ganging hardware (2 sides).</p> |      |              | <p><b>OVERALL DIMENSIONS</b><br/>W D H</p> |      |      | <p><b>SEAT DIMENSIONS</b><br/>W D H</p> |      |      | <p><b>BACK DIMENSIONS</b><br/>W H</p> |      |       |
|  |   |                               | IN 55   | 29.5 | 32           | 42   | 19   | 18   |   |      | 51   | 14                                    |      |       |
|  |   |                               | MM 1397   | 749  | 813          | 1067                                       | 483  | 457  |   |      | 1295 | 356                                   |      |       |
|  |   |                               | <p><b>RTA 00</b></p>  |      | 1 per carton |  |      |      |   |      |      |                                       |      |       |
|  <p><b>7711L</b> (Left arm)</p>   |  <p><b>7711R</b> (Right arm)</p> | <p><b>7711L</b><br/>7711R</p> | 1   | 2    | 3            | 4  | 5    | 6    | 7                                       | 8    | 9    | 10                                    | 11   | 12    |
|  |   |                               | 3428  | 3636 | 3812         | 4013                                       | 4345 | 4650 | 4956                                    | 5222 | 5554 | 5866                                  | 6288 | 6886  |
| <p><b>IS Curve - Two Seater - High Back w/One Arm</b><br/>COM: 6.5 YD   5.94 M<br/>Unit weight: 72 LB   32.7 KG<br/>Carton weight: 94 LB   42.64 KG<br/>Carton volume: 54 FT<sup>3</sup>   1.52 MT<sup>3</sup></p>     |   |                               | <p>For power/USB unit please see electrical placement chart.<br/>Includes ganging hardware (2 sides).</p> |      |              | <p><b>OVERALL DIMENSIONS</b><br/>W D H</p> |      |      | <p><b>SEAT DIMENSIONS</b><br/>W D H</p> |      |      | <p><b>BACK DIMENSIONS</b><br/>W H</p> |      |       |
|  |   |                               | IN 57   | 29.5 | 41.5         | 42   | 19   | 18   |   |      | 51   | 24                                    |      |       |
|  |   |                               | MM 1448   | 749  | 1054         | 1067                                       | 483  | 457  |   |      | 1295 | 610                                   |      |       |
|  |   |                               | <p><b>RTA 00</b></p>  |      | 1 per carton |  |      |      |   |      |      |                                       |      |       |

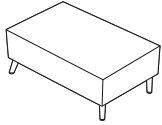
| DESCRIPTION   | FEATURES  | MODEL#                       | STANDARD TEXTILE GRADES   |              |              |                        |           |           |                        |           |      |      |      |      |
|---|---|------------------------------|---------------------------|--------------|--------------|------------------------|-----------|-----------|------------------------|-----------|------|------|------|------|
|   |   |                              | 1                         | 2            | 3            | 4                      | 5         | 6         | 7                      | 8         | 9    | 10   | 11   | 12   |
|  <p><b>Armless IS Curve - Two Seater - High Back</b><br/>                     COM: 6 YD   5.49 M<br/>                     Unit weight: 62 LB   28.2 KG<br/>                     Carton weight: 84 LB   38.1 KG<br/>                     Carton volume: 54 FT<sup>3</sup>   1.52 MT<sup>3</sup></p>   | For power/USB unit please see electrical placement chart.<br>Includes ganging hardware (2 sides). | <b>7711NA</b>                | 3185                      | 3377         | 3539         | 3725                   | 4031      | 4313      | 4595                   | 4841      | 5147 | 5435 | 5825 | 6377 |
|   |   |                              | <b>OVERALL DIMENSIONS</b> |              |              | <b>SEAT DIMENSIONS</b> |           |           | <b>BACK DIMENSIONS</b> |           |      |      |      |      |
|   |   |                              | <b>W</b>                  | <b>D</b>     | <b>H</b>     | <b>W</b>               | <b>D</b>  | <b>H</b>  | <b>W</b>               | <b>H</b>  |      |      |      |      |
|   |   |                              | IN 55<br>MM 1397          | 29.5<br>749  | 41.5<br>1054 | 42<br>1067             | 19<br>483 | 18<br>457 | 51<br>1295             | 24<br>610 |      |      |      |      |
|   |   |                              | <b>RTA 00</b>             | 1 per carton |              |                        |           |           |                        |           |      |      |      |      |
|  <p><b>7712L (Left arm)</b></p>  <p><b>7712R (Right arm)</b></p> <p><b>IS Curve - Two Seater - Extended Back w/One Arm</b><br/>                     COM: 7 YD   6.4 M<br/>                     Unit weight: 76 LB   34.5 KG<br/>                     Carton weight: 99 LB   44.91 KG<br/>                     Carton volume: 62.75 FT<sup>3</sup>   1.77 MT<sup>3</sup></p>     | For power/USB unit please see electrical placement chart.<br>Includes ganging hardware (2 sides). | <b>7712L</b><br><b>7712R</b> | 3741                      | 3965         | 4154         | 4371                   | 4728      | 5057      | 5386                   | 5673      | 6030 | 6366 | 6821 | 7465 |
|   |   |                              | <b>OVERALL DIMENSIONS</b> |              |              | <b>SEAT DIMENSIONS</b> |           |           | <b>BACK DIMENSIONS</b> |           |      |      |      |      |
|   |   |                              | <b>W</b>                  | <b>D</b>     | <b>H</b>     | <b>W</b>               | <b>D</b>  | <b>H</b>  | <b>W</b>               | <b>H</b>  |      |      |      |      |
|   |   |                              | IN 57<br>MM 1448          | 29.5<br>749  | 47<br>1194   | 42<br>1067             | 19<br>483 | 18<br>457 | 51<br>1295             | 29<br>737 |      |      |      |      |
|   |   |                              | <b>RTA 00</b>             | 1 per carton |              |                        |           |           |                        |           |      |      |      |      |
|  <p><b>Armless IS Curve - Two Seater - Extended Back</b><br/>                     COM: 6.75 YD   6.17 M<br/>                     Unit weight: 66 LB   30 KG<br/>                     Carton weight: 89 LB   40.37 KG<br/>                     Carton volume: 62.75 FT<sup>3</sup>   1.77 MT<sup>3</sup></p>  | For power/USB unit please see electrical placement chart.<br>Includes ganging hardware (2 sides). | <b>7712NA</b>                | 3498                      | 3714         | 3896         | 4106                   | 4450      | 4767      | 5084                   | 5361      | 5705 | 6029 | 6468 | 7089 |
|   |   |                              | <b>OVERALL DIMENSIONS</b> |              |              | <b>SEAT DIMENSIONS</b> |           |           | <b>BACK DIMENSIONS</b> |           |      |      |      |      |
|   |   |                              | <b>W</b>                  | <b>D</b>     | <b>H</b>     | <b>W</b>               | <b>D</b>  | <b>H</b>  | <b>W</b>               | <b>H</b>  |      |      |      |      |
|   |   |                              | IN 55<br>MM 1397          | 29.5<br>749  | 47<br>1194   | 42<br>1067             | 19<br>483 | 18<br>457 | 51<br>1295             | 29<br>737 |      |      |      |      |
|   |   |                              | <b>RTA 00</b>             | 1 per carton |              |                        |           |           |                        |           |      |      |      |      |
|  <p><b>7713L (Left arm)</b></p>  <p><b>7713R (Right arm)</b></p> <p><b>OS Curve - Two Seater - Standard Back w/One Arm</b><br/>                     COM: 5.25 YD   4.8 M<br/>                     Unit weight: 62 LB   28.2 KG<br/>                     Carton weight: 82 LB   37.19 KG<br/>                     Carton volume: 43 FT<sup>3</sup>   1.21 MT<sup>3</sup></p> | For power/USB unit please see electrical placement chart.<br>Includes ganging hardware (1 side).  | <b>7713L</b><br><b>7713R</b> | 2943                      | 3111         | 3253         | 3416                   | 3683      | 3930      | 4177                   | 4392      | 4660 | 4912 | 5253 | 5736 |
|   |   |                              | <b>OVERALL DIMENSIONS</b> |              |              | <b>SEAT DIMENSIONS</b> |           |           | <b>BACK DIMENSIONS</b> |           |      |      |      |      |
|   |   |                              | <b>W</b>                  | <b>D</b>     | <b>H</b>     | <b>W</b>               | <b>D</b>  | <b>H</b>  | <b>W</b>               | <b>H</b>  |      |      |      |      |
|   |   |                              | IN 54.5<br>MM 1384        | 29.5<br>749  | 32<br>813    | 48<br>1219             | 19<br>483 | 18<br>457 | 36<br>914              | 14<br>356 |      |      |      |      |
|   |   |                              | <b>RTA 00</b>             | 1 per carton |              |                        |           |           |                        |           |      |      |      |      |
|  <p><b>Armless OS Curve - Two Seater - Standard Back</b><br/>                     COM: 4.5 YD   4.11 M<br/>                     Unit weight: 52 LB   23.6 KG<br/>                     Carton weight: 72 LB   32.66 KG<br/>                     Carton volume: 43 FT<sup>3</sup>   1.21 MT<sup>3</sup></p>  | For power/USB unit please see electrical placement chart.<br>Includes ganging hardware (2 sides). | <b>7713NA</b>                | 2699                      | 2843         | 2965         | 3104                   | 3334      | 3545      | 3757                   | 3941      | 4171 | 4387 | 4679 | 5093 |
|   |   |                              | <b>OVERALL DIMENSIONS</b> |              |              | <b>SEAT DIMENSIONS</b> |           |           | <b>BACK DIMENSIONS</b> |           |      |      |      |      |
|   |   |                              | <b>W</b>                  | <b>D</b>     | <b>H</b>     | <b>W</b>               | <b>D</b>  | <b>H</b>  | <b>W</b>               | <b>H</b>  |      |      |      |      |
|   |   |                              | IN 54<br>MM 1372          | 29.5<br>749  | 32<br>813    | 48<br>1219             | 19<br>483 | 18<br>457 | 36<br>914              | 14<br>356 |      |      |      |      |
|   |   |                              | <b>RTA 00</b>             | 1 per carton |              |                        |           |           |                        |           |      |      |      |      |

| DESCRIPTION   | FEATURES                        | MODEL#                        | STANDARD TEXTILE GRADES   |      |      |  |      |      |   |      |      |                                       |      |      |
|---|---------------------------------|-------------------------------|---|------|------|--|------|------|---|------|------|---------------------------------------|------|------|
|   |                                 |                               | 1   | 2    | 3    | 4  | 5    | 6    | 7                                       | 8    | 9    | 10                                    | 11   | 12   |
| <p><b>7714L</b> (Left arm)</p>  | <p><b>7714R</b> (Right arm)</p> | <p><b>7714L</b><br/>7714R</p> | 1   | 2    | 3    | 4  | 5    | 6    | 7                                       | 8    | 9    | 10                                    | 11   | 12   |
|   |                                 |                               | 3486  | 3694 | 3870 | 4071                                       | 4403 | 4708 | 5014                                    | 5280 | 5612 | 5924                                  | 6346 | 6944 |
| <p><b>OS Curve - Two Seater - High Back w/One Arm</b><br/>COM: 6.5 YD   5.94 M<br/>Unit weight: 66 LB   30 KG<br/>Carton weight: 88 LB   39.92 KG<br/>Carton volume: 54 FT<sup>3</sup>   1.52 MT<sup>3</sup></p>          |                                 |                               | <p>For power/USB unit please see electrical placement chart. Includes ganging hardware (1 side).</p>  |      |      | <p><b>OVERALL DIMENSIONS</b><br/>W D H</p> |      |      | <p><b>SEAT DIMENSIONS</b><br/>W D H</p> |      |      | <p><b>BACK DIMENSIONS</b><br/>W H</p> |      |      |
| <p>IN 54.5 29.5 41.5 48 19 18 36 24<br/>MM 1384 749 1054 1219 483 457 914 610</p>   |                                 |                               | <p><b>RTA 00</b> 1 per carton</p>   |      |      |  |      |      |   |      |      |                                       |      |      |
|   |                                 | <p><b>7714NA</b></p>          | 1   | 2    | 3    | 4  | 5    | 6    | 7                                       | 8    | 9    | 10                                    | 11   | 12   |
|   |                                 |                               | 3242  | 3434 | 3596 | 3782                                       | 4088 | 4370 | 4652                                    | 4898 | 5204 | 5492                                  | 5882 | 6434 |
| <p><b>Armless OS Curve - Two Seater - High Back</b><br/>COM: 6 YD   5.49 M<br/>Unit weight: 56 LB   25.5 KG<br/>Carton weight: 78 LB   35.38 KG<br/>Carton volume: 54 FT<sup>3</sup>   1.52 MT<sup>3</sup></p>            |                                 |                               | <p>For power/USB unit please see electrical placement chart. Includes ganging hardware (2 sides).</p> |      |      | <p><b>OVERALL DIMENSIONS</b><br/>W D H</p> |      |      | <p><b>SEAT DIMENSIONS</b><br/>W D H</p> |      |      | <p><b>BACK DIMENSIONS</b><br/>W H</p> |      |      |
| <p>IN 54 29.5 41.5 48 19 18 36 24<br/>MM 1372 749 1054 1219 483 457 914 610</p>   |                                 |                               | <p><b>RTA 00</b> 1 per carton</p>   |      |      |  |      |      |   |      |      |                                       |      |      |
| <p><b>7715L</b> (Left arm)</p>  | <p><b>7715R</b> (Right arm)</p> | <p><b>7715L</b><br/>7715R</p> | 1   | 2    | 3    | 4  | 5    | 6    | 7                                       | 8    | 9    | 10                                    | 11   | 12   |
|   |                                 |                               | 3797  | 4021 | 4210 | 4427                                       | 4784 | 5113 | 5442                                    | 5729 | 6086 | 6422                                  | 6877 | 7521 |
| <p><b>OS Curve - Two Seater - Extended Back w/One Arm</b><br/>COM: 7 YD   6.4 M<br/>Unit weight: 70 LB   31.8 KG<br/>Carton weight: 93 LB   42.18 KG<br/>Carton volume: 62.75 FT<sup>3</sup>   1.77 MT<sup>3</sup></p>    |                                 |                               | <p>For power/USB unit please see electrical placement chart. Includes ganging hardware (1 side).</p>  |      |      | <p><b>OVERALL DIMENSIONS</b><br/>W D H</p> |      |      | <p><b>SEAT DIMENSIONS</b><br/>W D H</p> |      |      | <p><b>BACK DIMENSIONS</b><br/>W H</p> |      |      |
| <p>IN 54.5 29.5 47 36 48 19 18 29<br/>MM 1384 749 1194 1219 483 457 914 737</p>   |                                 |                               | <p><b>RTA 00</b> 1 per carton</p>   |      |      |  |      |      |   |      |      |                                       |      |      |
|   |                                 | <p><b>7715NA</b></p>          | 1   | 2    | 3    | 4  | 5    | 6    | 7                                       | 8    | 9    | 10                                    | 11   | 12   |
|   |                                 |                               | 3553  | 3769 | 3951 | 4161                                       | 4505 | 4822 | 5139                                    | 5416 | 5760 | 6084                                  | 6523 | 7144 |
| <p><b>Armless OS Curve - Two Seater - Ext. High Back</b><br/>COM: 6.75 YD   6.17 M<br/>Unit weight: 60 LB   27.3 KG<br/>Carton weight: 83 LB   37.65 KG<br/>Carton volume: 62.75 FT<sup>3</sup>   1.77 MT<sup>3</sup></p> |                                 |                               | <p>For power/USB unit please see electrical placement chart. Includes ganging hardware (2 sides).</p> |      |      | <p><b>OVERALL DIMENSIONS</b><br/>W D H</p> |      |      | <p><b>SEAT DIMENSIONS</b><br/>W D H</p> |      |      | <p><b>BACK DIMENSIONS</b><br/>W H</p> |      |      |
| <p>IN 54 29.5 47 36 48 19 18 29<br/>MM 1372 749 1194 1219 483 457 914 737</p>   |                                 |                               | <p><b>RTA 00</b> 1 per carton</p>   |      |      |  |      |      |   |      |      |                                       |      |      |
|   |                                 | <p><b>7716</b></p>            | 1   | 2    | 3    | 4  | 5    | 6    | 7                                       | 8    | 9    | 10                                    | 11   | 12   |
|   |                                 |                               | 3676  | 3852 | 4001 | 4171                                       | 4452 | 4710 | 4969                                    | 5194 | 5475 | 5739                                  | 6096 | 6602 |
| <p><b>Armless Corner Unit - Standard Back</b><br/>COM: 5.5 YD   5.03 M<br/>Unit weight: 55 LB   25 KG<br/>Carton weight: 75 LB   34.02 KG<br/>Carton volume: 49 FT<sup>3</sup>   1.38 MT<sup>3</sup></p>                  |                                 |                               | <p>For power/USB unit please see electrical placement chart. Includes ganging hardware (2 sides).</p> |      |      | <p><b>OVERALL DIMENSIONS</b><br/>W D H</p> |      |      | <p><b>SEAT DIMENSIONS</b><br/>W D H</p> |      |      | <p><b>BACK DIMENSIONS</b><br/>W H</p> |      |      |
| <p>IN 38 38 32 24 19 18 24 14<br/>MM 965 965 813 610 483 457 610 356</p>  |                                 |                               | <p><b>RTA 00</b> 1 per carton</p>   |      |      |  |      |      |   |      |      |                                       |      |      |

| DESCRIPTION  | FEATURES  | MODEL#                    | STANDARD TEXTILE GRADES |          |                        |          |          |                        |          |      |      |      |      |      |
|--|---|---------------------------|-------------------------|----------|------------------------|----------|----------|------------------------|----------|------|------|------|------|------|
|  |   |                           | 1                       | 2        | 3                      | 4        | 5        | 6                      | 7        | 8    | 9    | 10   | 11   | 12   |
|  <p><b>Armless Corner Unit - High Back</b><br/>                     COM: 7.75 YD   7.09 M<br/>                     Unit weight: 60 LB   27.3 KG<br/>                     Carton weight: 82 LB   37.19 KG<br/>                     Carton volume: 49 FT<sup>3</sup>   1.38 MT<sup>3</sup></p>    | For power/USB unit please see electrical placement chart.<br>Includes ganging hardware (2 sides). | <b>7717</b>               | 4666                    | 4914     | 5123                   | 5364     | 5759     | 6123                   | 6487     | 6805 | 7200 | 7572 | 8076 | 8789 |
|  |   | <b>OVERALL DIMENSIONS</b> |                         |          | <b>SEAT DIMENSIONS</b> |          |          | <b>BACK DIMENSIONS</b> |          |      |      |      |      |      |
|  |   | <b>W</b>                  | <b>D</b>                | <b>H</b> | <b>W</b>               | <b>D</b> | <b>H</b> | <b>W</b>               | <b>H</b> |      |      |      |      |      |
|  |   | IN 38                     | 38                      | 41.5     | 24                     | 19       | 18       | 24                     | 24       |      |      |      |      |      |
|  |   | MM 965                    | 965                     | 1054     | 610                    | 483      | 457      | 610                    | 610      |      |      |      |      |      |
| <b>RTA 00</b>  | 1 per carton  |                           |                         |          |                        |          |          |                        |          |      |      |      |      |      |
|  <p><b>Armless Corner Unit - Extended Back</b><br/>                     COM: 8.5 YD   7.77 M<br/>                     Unit weight: 65 LB   29.5 KG<br/>                     Carton weight: 88 LB   39.92 KG<br/>                     Carton volume: 49 FT<sup>3</sup>   1.38 MT<sup>3</sup></p> | For power/USB unit please see electrical placement chart.<br>Includes ganging hardware (2 sides). | <b>7718</b>               | 5181                    | 5453     | 5683                   | 5946     | 6380     | 6779                   | 7179     | 7527 | 7961 | 8369 | 8921 | 9703 |
|  |   | <b>OVERALL DIMENSIONS</b> |                         |          | <b>SEAT DIMENSIONS</b> |          |          | <b>BACK DIMENSIONS</b> |          |      |      |      |      |      |
|  |   | <b>W</b>                  | <b>D</b>                | <b>H</b> | <b>W</b>               | <b>D</b> | <b>H</b> | <b>W</b>               | <b>H</b> |      |      |      |      |      |
|  |   | IN 38                     | 38                      | 47       | 24                     | 19       | 18       | 24                     | 29       |      |      |      |      |      |
|  |   | MM 965                    | 965                     | 1194     | 610                    | 483      | 457      | 610                    | 737      |      |      |      |      |      |
| <b>RTA 00</b>  | 1 per carton  |                           |                         |          |                        |          |          |                        |          |      |      |      |      |      |
|  <p><b>Two Seater Bench</b><br/>                     COM: 2.25 YD   2.06 M<br/>                     Unit weight: 31 LB   14.1 KG<br/>                     Carton weight: 41 LB   18.6 KG<br/>                     Carton volume: 21.25 FT<sup>3</sup>   0.6 MT<sup>3</sup></p>                  | For power/USB unit please see electrical placement chart.<br>Includes ganging hardware (2 sides). | <b>7725</b>               | 1796                    | 1868     | 1929                   | 1999     | 2113     | 2219                   | 2325     | 2417 | 2532 | 2640 | 2786 | 2993 |
|  |   | <b>OVERALL DIMENSIONS</b> |                         |          | <b>SEAT DIMENSIONS</b> |          |          | <b>BACK DIMENSIONS</b> |          |      |      |      |      |      |
|  |   | <b>W</b>                  | <b>D</b>                | <b>H</b> | <b>W</b>               | <b>D</b> | <b>H</b> | <b>W</b>               | <b>H</b> |      |      |      |      |      |
|  |   | IN 48.5                   | 28                      | 17.5     | -                      | -        | -        | -                      | -        |      |      |      |      |      |
|  |   | MM 1232                   | 711                     | 445      | -                      | -        | -        | -                      | -        |      |      |      |      |      |
| <b>RTA 00</b>  | 1 per carton  |                           |                         |          |                        |          |          |                        |          |      |      |      |      |      |
|  <p><b>IS Curve - Two Seater Bench</b><br/>                     COM: 3 YD   2.74 M<br/>                     Unit weight: 31 LB   14.1 KG<br/>                     Carton weight: 41 LB   18.6 KG<br/>                     Carton volume: 21.25 FT<sup>3</sup>   0.6 MT<sup>3</sup></p>        | For power/USB unit please see electrical placement chart.<br>Includes ganging hardware (2 sides). | <b>7726</b>               | 2609                    | 2705     | 2786                   | 2879     | 3032     | 3173                   | 3314     | 3437 | 3590 | 3734 | 3929 | 4205 |
|  |   | <b>OVERALL DIMENSIONS</b> |                         |          | <b>SEAT DIMENSIONS</b> |          |          | <b>BACK DIMENSIONS</b> |          |      |      |      |      |      |
|  |   | <b>W</b>                  | <b>D</b>                | <b>H</b> | <b>W</b>               | <b>D</b> | <b>H</b> | <b>W</b>               | <b>H</b> |      |      |      |      |      |
|  |   | IN 54                     | 28                      | 17.5     | -                      | -        | -        | -                      | -        |      |      |      |      |      |
|  |   | MM 1372                   | 711                     | 445      | -                      | -        | -        | -                      | -        |      |      |      |      |      |
| <b>RTA 00</b>  | 1 per carton  |                           |                         |          |                        |          |          |                        |          |      |      |      |      |      |
|  <p><b>OS Curve - Two Seater Bench</b><br/>                     COM: 3 YD   2.74 M<br/>                     Unit weight: 31 LB   14.1 KG<br/>                     Carton weight: 41 LB   18.6 KG<br/>                     Carton volume: 21.25 FT<sup>3</sup>   0.6 MT<sup>3</sup></p>        | For power/USB unit please see electrical placement chart.<br>Includes ganging hardware (2 sides). | <b>7727</b>               | 2597                    | 2693     | 2774                   | 2867     | 3020     | 3161                   | 3302     | 3425 | 3578 | 3722 | 3917 | 4193 |
|  |   | <b>OVERALL DIMENSIONS</b> |                         |          | <b>SEAT DIMENSIONS</b> |          |          | <b>BACK DIMENSIONS</b> |          |      |      |      |      |      |
|  |   | <b>W</b>                  | <b>D</b>                | <b>H</b> | <b>W</b>               | <b>D</b> | <b>H</b> | <b>W</b>               | <b>H</b> |      |      |      |      |      |
|  |   | IN 54                     | 28                      | 17.5     | -                      | -        | -        | -                      | -        |      |      |      |      |      |
|  |   | MM 1372                   | 711                     | 445      | -                      | -        | -        | -                      | -        |      |      |      |      |      |
| <b>RTA 00</b>  | 1 per carton  |                           |                         |          |                        |          |          |                        |          |      |      |      |      |      |

| DESCRIPTION   | FEATURES   | MODEL#        | STANDARD TEXTILE GRADES   |          |          |                        |          |          |                        |          |      |      |      |      |  |  |
|---|--|---------------|---------------------------|----------|----------|------------------------|----------|----------|------------------------|----------|------|------|------|------|--|--|
|   |  |               | 1                         | 2        | 3        | 4                      | 5        | 6        | 7                      | 8        | 9    | 10   | 11   | 12   |  |  |
|  <p><b>Square Single Seater Bench</b><br/>                     COM: 1.75 YD   1.6 M<br/>                     Unit weight: 25 LB   11.4 KG<br/>                     Carton weight: 30 LB   13.61 KG<br/>                     Carton volume: 9.25 FT³   0.26 MT³</p> | <p>For power/USB unit please see electrical placement chart.<br/>                     Includes ganging hardware (2 sides).</p> | <b>7728</b>   | 1157                      | 1213     | 1260     | 1315                   | 1404     | 1486     | 1568                   | 1640     | 1729 | 1813 | 1927 | 2088 |  |  |
|   |  |               | <b>OVERALL DIMENSIONS</b> |          |          | <b>SEAT DIMENSIONS</b> |          |          | <b>BACK DIMENSIONS</b> |          |      |      |      |      |  |  |
|   |  |               | <b>W</b>                  | <b>D</b> | <b>H</b> | <b>W</b>               | <b>D</b> | <b>H</b> | <b>W</b>               | <b>H</b> |      |      |      |      |  |  |
|   |  |               | IN 24.5                   | 28       | 17.5     | -                      | -        | -        | -                      | -        |      |      |      |      |  |  |
|   |  |               | MM 622                    | 711      | 445      | -                      | -        | -        | -                      | -        |      |      |      |      |  |  |
|   |  | <b>RTA 00</b> | 1 per carton              |          |          |                        |          |          |                        |          |      |      |      |      |  |  |
|  <p><b>36" Dia. - Round Bench</b><br/>                     COM: 3 YD   2.74 M<br/>                     Unit weight: 41 LB   18.6 KG<br/>                     Carton weight: 46 LB   20.87 KG<br/>                     Carton volume: 18.25 FT³   0.51 MT³</p>      | <p>No power/USB unit.<br/>                     Freestanding unit only.</p>   | <b>7729</b>   | 1546                      | 1642     | 1723     | 1816                   | 1969     | 2110     | 2251                   | 2374     | 2527 | 2671 | 2866 | 3142 |  |  |
|   |  |               | <b>OVERALL DIMENSIONS</b> |          |          | <b>SEAT DIMENSIONS</b> |          |          | <b>BACK DIMENSIONS</b> |          |      |      |      |      |  |  |
|   |  |               | <b>W</b>                  | <b>D</b> | <b>H</b> | <b>W</b>               | <b>D</b> | <b>H</b> | <b>W</b>               | <b>H</b> |      |      |      |      |  |  |
|   |  |               | IN 36                     | 36       | 17.5     | -                      | -        | -        | -                      | -        |      |      |      |      |  |  |
|   |  |               | MM 914                    | 914      | 445      | -                      | -        | -        | -                      | -        |      |      |      |      |  |  |
|   |  | <b>RTA 00</b> | 1 per carton              |          |          |                        |          |          |                        |          |      |      |      |      |  |  |
|  <p><b>42" Dia. - Round Bench</b><br/>                     COM: 3.25 YD   2.97 M<br/>                     Unit weight: 45 LB   20.5 KG<br/>                     Carton weight: 50 LB   22.68 KG<br/>                     Carton volume: 22 FT³   0.62 MT³</p>      | <p>No power/USB unit.<br/>                     Freestanding unit only.</p>   | <b>7730</b>   | 1813                      | 1917     | 2005     | 2106                   | 2271     | 2424     | 2577                   | 2710     | 2876 | 3032 | 3243 | 3542 |  |  |
|   |  |               | <b>OVERALL DIMENSIONS</b> |          |          | <b>SEAT DIMENSIONS</b> |          |          | <b>BACK DIMENSIONS</b> |          |      |      |      |      |  |  |
|   |  |               | <b>W</b>                  | <b>D</b> | <b>H</b> | <b>W</b>               | <b>D</b> | <b>H</b> | <b>W</b>               | <b>H</b> |      |      |      |      |  |  |
|   |  |               | IN 42                     | 42       | 17.5     | -                      | -        | -        | -                      | -        |      |      |      |      |  |  |
|   |  |               | MM 1067                   | 1067     | 445      | -                      | -        | -        | -                      | -        |      |      |      |      |  |  |
|   |  | <b>RTA 00</b> | 1 per carton              |          |          |                        |          |          |                        |          |      |      |      |      |  |  |
|  <p><b>30" Square Laminate Coffee Table</b><br/>                     COM: N/A<br/>                     Unit weight: 48 LB   21.8 KG<br/>                     Carton weight: 61 LB   27.67 KG<br/>                     Carton volume: 11.5 FT³   0.32 MT³</p>     | <p>For power/USB unit please see electrical placement chart.<br/>                     Freestanding unit only.</p>              | <b>7731</b>   | List price                |          |          |                        |          |          |                        |          |      |      |      |      |  |  |
|   |  |               |                           |          | 1392     |                        |          |          |                        |          |      |      |      |      |  |  |
|   |  |               | <b>OVERALL DIMENSIONS</b> |          |          | <b>SEAT DIMENSIONS</b> |          |          | <b>BACK DIMENSIONS</b> |          |      |      |      |      |  |  |
|   |  |               | <b>W</b>                  | <b>D</b> | <b>H</b> | <b>W</b>               | <b>D</b> | <b>H</b> | <b>W</b>               | <b>H</b> |      |      |      |      |  |  |
|   |  |               | IN 30                     | 30       | 17       | -                      | -        | -        | -                      | -        |      |      |      |      |  |  |
| MM 762  | 762  | 432           | -                         | -        | -        | -                      | -        |          |                        |          |      |      |      |      |  |  |
|   |  | <b>RTA 00</b> | 1 per carton              |          |          |                        |          |          |                        |          |      |      |      |      |  |  |
|  <p><b>36" Square Laminate Coffee Table</b><br/>                     COM: N/A<br/>                     Unit weight: 70 LB   31.8 KG<br/>                     Carton weight: 85 LB   38.56 KG<br/>                     Carton volume: 16.5 FT³   0.46 MT³</p>     | <p>For Power/USB unit please see electrical placement chart.<br/>                     Freestanding unit only.</p>              | <b>7732</b>   | List price                |          |          |                        |          |          |                        |          |      |      |      |      |  |  |
|   |  |               |                           |          | 1582     |                        |          |          |                        |          |      |      |      |      |  |  |
|   |  |               | <b>OVERALL DIMENSIONS</b> |          |          | <b>SEAT DIMENSIONS</b> |          |          | <b>BACK DIMENSIONS</b> |          |      |      |      |      |  |  |
|   |  |               | <b>W</b>                  | <b>D</b> | <b>H</b> | <b>W</b>               | <b>D</b> | <b>H</b> | <b>W</b>               | <b>H</b> |      |      |      |      |  |  |
|   |  |               | IN 36                     | 36       | 17       | -                      | -        | -        | -                      | -        |      |      |      |      |  |  |
| MM 914  | 914  | 432           | -                         | -        | -        | -                      | -        |          |                        |          |      |      |      |      |  |  |
|   |  | <b>RTA 00</b> | 1 per carton              |          |          |                        |          |          |                        |          |      |      |      |      |  |  |

DESCRIPTION FEATURES MODEL# STANDARD TEXTILE GRADES



**Rectangular Laminate Coffee Table**

COM: N/A

Unit weight: 50 LB | 22.7 KG

Carton weight: 55 LB | 24.95 KG

Carton volume: 11.5 FT<sup>3</sup> | 0.32 MT<sup>3</sup>

For power/USB unit please see electrical placement chart.

Freestanding unit only.

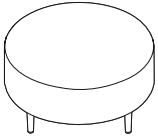
List price

**7733** 1400

OVERALL DIMENSIONS SEAT DIMENSIONS BACK DIMENSIONS  
W D H W D H W H

IN 40 20 17 - - - - -  
MM 1016 508 432 - - - - -

**RTA 00** 1 per carton



**36" Dia. - Round Laminate Coffee Table**

COM: N/A

Unit weight: 58 LB | 26.4 KG

Carton weight: 63 LB | 28.58 KG

Carton volume: 16.5 FT<sup>3</sup> | 0.46 MT<sup>3</sup>

For power/USB unit please see electrical placement chart.

Freestanding unit only.

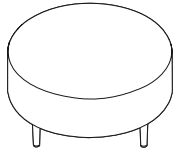
List price

**7734** 1729

OVERALL DIMENSIONS SEAT DIMENSIONS BACK DIMENSIONS  
W D H W D H W H

IN 36 36 17 - - - - -  
MM 914 914 432 - - - - -

**RTA 00** 1 per carton



**42" Dia. - Round Laminate Coffee Table**

COM: N/A

Unit weight: 80 LB | 36.4 KG

Carton weight: 85 LB | 38.56 KG

Carton volume: 22 FT<sup>3</sup> | 0.62 MT<sup>3</sup>

For power/USB unit please see electrical placement chart.

Freestanding unit only.

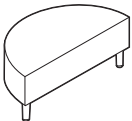
List price

**7735** 1889

OVERALL DIMENSIONS SEAT DIMENSIONS BACK DIMENSIONS  
W D H W D H W H

IN 42 42 17 - - - - -  
MM 1067 1067 432 - - - - -

**RTA 00** 1 per carton



**36" Half Round Laminate Coffee Table**

COM: N/A

Unit weight: 32 LB | 14.5 KG

Carton weight: 37 LB | 16.78 KG

Carton volume: 8.5 FT<sup>3</sup> | 0.24 MT<sup>3</sup>

For power/USB unit please see electrical placement chart.

Freestanding unit only.

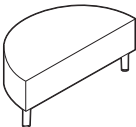
List price

**7736** 1223

OVERALL DIMENSIONS SEAT DIMENSIONS BACK DIMENSIONS  
W D H W D H W H

IN 36 18 17 - - - - -  
MM 914 457 432 - - - - -

**RTA 00** 1 per carton



**42" Half Round Laminate Coffee Table**

COM: N/A

Unit weight: 44 LB | 20 KG

Carton weight: 48 LB | 21.77 KG

Carton volume: 11.5 FT<sup>3</sup> | 0.32 MT<sup>3</sup>

For power/USB unit please see electrical placement chart.

Freestanding unit only.

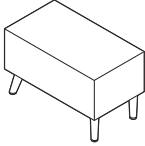
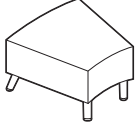
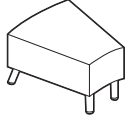
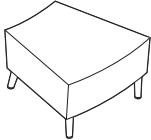
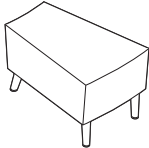
List price

**7737** 1483

OVERALL DIMENSIONS SEAT DIMENSIONS BACK DIMENSIONS  
W D H W D H W H

IN 42 21 17 - - - - -  
MM 1067 533 432 - - - - -

**RTA 00** 1 per carton

| DESCRIPTION  | FEATURES   | MODEL#             | STANDARD TEXTILE GRADES |   |   |                 |   |   |                 |   |
|--|--|--------------------|-------------------------|---|---|-----------------|---|---|-----------------|---|
|  <p><b>Rectangular Laminate End Table</b><br/>COM: N/A<br/>Unit weight: 28 LB   12.7 KG<br/>Carton weight: 34 LB   15.42 KG<br/>Carton volume: 5.5 FT<sup>3</sup>   0.15 MT<sup>3</sup></p>               | <p>For power/USB unit please see electrical placement chart.</p> <p>Includes ganging hardware (2 sides).</p> | <p><b>7738</b></p> | List price              |   |   |                 |   |   |                 |   |
|  |  |                    | 1401                    |   |   |                 |   |   |                 |   |
|  |  |                    | OVERALL DIMENSIONS      |   |   | SEAT DIMENSIONS |   |   | BACK DIMENSIONS |   |
|  |  |                    | W                       | D | H | W               | D | H | W               | H |
| IN 15  | 27.25  | 17                 | -                       | - | - | -               | - |   |                 |   |
| MM 381   | 692  | 432                | -                       | - | - | -               | - |   |                 |   |
|  |  | <b>RTA 00</b>      | 1 per carton            |   |   |                 |   |   |                 |   |
|  <p><b>IS Curve Wide Wedge Laminate End Table</b><br/>COM: N/A<br/>Unit weight: 40 LB   18.2 KG<br/>Carton weight: 50 LB   22.68 KG<br/>Carton volume: 9.5 FT<sup>3</sup>   0.26 MT<sup>3</sup></p>       | <p>For power/USB unit please see electrical placement chart.</p> <p>Includes ganging hardware (2 sides).</p> | <p><b>7739</b></p> | List price              |   |   |                 |   |   |                 |   |
|  |  |                    | 1850                    |   |   |                 |   |   |                 |   |
|  |  |                    | OVERALL DIMENSIONS      |   |   | SEAT DIMENSIONS |   |   | BACK DIMENSIONS |   |
|  |  |                    | W                       | D | H | W               | D | H | W               | H |
| IN 27.25   | 27.25  | 17                 | -                       | - | - | -               | - |   |                 |   |
| MM 692   | 692  | 432                | -                       | - | - | -               | - |   |                 |   |
|  |  | <b>RTA 00</b>      | 1 per carton            |   |   |                 |   |   |                 |   |
|  <p><b>IS Curve Narrow Wedge Laminate End Table</b><br/>COM: N/A<br/>Unit weight: 28 LB   12.7 KG<br/>Carton weight: 34 LB   15.42 KG<br/>Carton volume: 6.5 FT<sup>3</sup>   0.18 MT<sup>3</sup></p>     | <p>For power/USB unit please see electrical placement chart.</p> <p>Includes ganging hardware (2 sides).</p> | <p><b>7740</b></p> | List price              |   |   |                 |   |   |                 |   |
|  |  |                    | 1499                    |   |   |                 |   |   |                 |   |
|  |  |                    | OVERALL DIMENSIONS      |   |   | SEAT DIMENSIONS |   |   | BACK DIMENSIONS |   |
|  |  |                    | W                       | D | H | W               | D | H | W               | H |
| IN 18.25   | 27.25  | 17                 | -                       | - | - | -               | - |   |                 |   |
| MM 464   | 692  | 432                | -                       | - | - | -               | - |   |                 |   |
|  |  | <b>RTA 00</b>      | 1 per carton            |   |   |                 |   |   |                 |   |
|  <p><b>OS Curve - Wide Wedge Laminate End Table</b><br/>COM: N/A<br/>Unit weight: 40 LB   18.2 KG<br/>Carton weight: 50 LB   22.68 KG<br/>Carton volume: 9.5 FT<sup>3</sup>   0.26 MT<sup>3</sup></p>   | <p>For power/USB unit please see electrical placement chart.</p> <p>Includes ganging hardware (2 sides).</p> | <p><b>7741</b></p> | List price              |   |   |                 |   |   |                 |   |
|  |  |                    | 1850                    |   |   |                 |   |   |                 |   |
|  |  |                    | OVERALL DIMENSIONS      |   |   | SEAT DIMENSIONS |   |   | BACK DIMENSIONS |   |
|  |  |                    | W                       | D | H | W               | D | H | W               | H |
| IN 27.25   | 27.25  | 17                 | -                       | - | - | -               | - |   |                 |   |
| MM 692   | 692  | 432                | -                       | - | - | -               | - |   |                 |   |
|  |  | <b>RTA 00</b>      | 1 per carton            |   |   |                 |   |   |                 |   |
|  <p><b>OS Curve - Narrow Wedge Laminate End Table</b><br/>COM: N/A<br/>Unit weight: 28 LB   12.7 KG<br/>Carton weight: 34 LB   15.42 KG<br/>Carton volume: 6.5 FT<sup>3</sup>   0.18 MT<sup>3</sup></p> | <p>For power/USB unit please see electrical placement chart.</p> <p>Includes ganging hardware (2 sides).</p> | <p><b>7742</b></p> | List price              |   |   |                 |   |   |                 |   |
|  |  |                    | 1499                    |   |   |                 |   |   |                 |   |
|  |  |                    | OVERALL DIMENSIONS      |   |   | SEAT DIMENSIONS |   |   | BACK DIMENSIONS |   |
|  |  |                    | W                       | D | H | W               | D | H | W               | H |
| IN 18.25   | 27.25  | 17                 | -                       | - | - | -               | - |   |                 |   |
| MM 464   | 692  | 432                | -                       | - | - | -               | - |   |                 |   |
|  |  | <b>RTA 00</b>      | 1 per carton            |   |   |                 |   |   |                 |   |



| DESCRIPTION   | FEATURES  | MODEL#             | STANDARD TEXTILE GRADES |              |                 |                 |      |                 |      |      |      |      |      |      |
|---|---|--------------------|-------------------------|--------------|-----------------|-----------------|------|-----------------|------|------|------|------|------|------|
| <p><b>18" Round Laminate Laptop Table w/14" Base</b><br/>                     COM: N/A<br/>                     Unit weight: 22 LB   10 KG<br/>                     Carton weight: 32 LB   14.51 KG<br/>                     Carton volume: 6 FT³   0.16 MT³</p>          | No power/USB unit.  | List price         |                         |              |                 |                 |      |                 |      |      |      |      |      |      |
|   |   | 7743               | 1063                    |              |                 |                 |      |                 |      |      |      |      |      |      |
|   |   | OVERALL DIMENSIONS |                         |              | SEAT DIMENSIONS |                 |      | BACK DIMENSIONS |      |      |      |      |      |      |
|   |   | IN                 | 18                      | 18           | 25.25           | -               | -    | -               | -    | -    | -    | -    |      |      |
| MM  | 457   | 457                | 641                     | -            | -               | -               | -    | -               | -    | -    |      |      |      |      |
|   |   |                    |                         | 1 per carton |                 |                 |      |                 |      |      |      |      |      |      |
| <p><b>16" Square Laminate Laptop Table w/14" Base</b><br/>                     COM: N/A<br/>                     Unit weight: 26 LB   11.8 KG<br/>                     Carton weight: 36 LB   16.33 KG<br/>                     Carton volume: 6 FT³   0.16 MT³</p>       | No power/USB unit.  | List price         |                         |              |                 |                 |      |                 |      |      |      |      |      |      |
|   |   | 7745               | 1035                    |              |                 |                 |      |                 |      |      |      |      |      |      |
|   |   | OVERALL DIMENSIONS |                         |              | SEAT DIMENSIONS |                 |      | BACK DIMENSIONS |      |      |      |      |      |      |
|   |   | IN                 | 16                      | 16           | 25.25           | -               | -    | -               | -    | -    | -    | -    |      |      |
| MM  | 406   | 406                | 641                     | -            | -               | -               | -    | -               | -    | -    |      |      |      |      |
|   |   |                    |                         | 1 per carton |                 |                 |      |                 |      |      |      |      |      |      |
| <p><b>Personal Harbor - Standard Back</b><br/>                     COM: 5.5 YD   5.03 M<br/>                     Unit weight: 70 LB   31.8 KG<br/>                     Carton weight: 85 LB   38.56 KG<br/>                     Carton volume: 31.75 FT³   0.89 MT³</p>   | For power/USB unit please see electrical placement chart. Freestanding unit only.<br><br>*High traffic model. | List price         |                         |              |                 |                 |      |                 |      |      |      |      |      |      |
|   |   | 7746               | 1                       | 2            | 3               | 4               | 5    | 6               | 7    | 8    | 9    | 10   | 11   | 12   |
|   |   | 7786*              | 3568                    | 3744         | 3893            | 4063            | 4344 | 4602            | 4861 | 5086 | 5367 | 5631 | 5988 | 6494 |
|   |   | OVERALL DIMENSIONS |                         |              | SEAT DIMENSIONS |                 |      | BACK DIMENSIONS |      |      |      |      |      |      |
| IN  | 45  | 29.5               | 32                      | 24           | 19              | 18              | 27   | 14              |      |      |      |      |      |      |
| MM  | 1143  | 749                | 813                     | 610          | 483             | 457             | 686  | 356             |      |      |      |      |      |      |
|   |   |                    |                         | 1 per carton |                 |                 |      |                 |      |      |      |      |      |      |
| <p><b>Personal Harbor - High Back</b><br/>                     COM: 7.75 YD   7.09 M<br/>                     Unit weight: 86 LB   39.1 KG<br/>                     Carton weight: 101 LB   45.81 KG<br/>                     Carton volume: 40.25 FT³   1.13 MT³</p>     | For power/USB unit please see electrical placement chart. Freestanding unit only.<br><br>*High traffic model. | List price         |                         |              |                 |                 |      |                 |      |      |      |      |      |      |
|   |   | 7747               | 1                       | 2            | 3               | 4               | 5    | 6               | 7    | 8    | 9    | 10   | 11   | 12   |
|   |   | 7787*              | 4397                    | 4645         | 4854            | 5095            | 5490 | 5854            | 6218 | 6536 | 6931 | 7303 | 7807 | 8520 |
|   |   | 7788*              | 4970                    | 5218         | 5427            | 5668            | 6063 | 6427            | 6791 | 7109 | 7504 | 7876 | 8380 | 9093 |
| OVERALL DIMENSIONS  |   |                    | SEAT DIMENSIONS         |              |                 | BACK DIMENSIONS |      |                 |      |      |      |      |      |      |
| IN  | 45  | 29.5               | 41.5                    | 24           | 19              | 18              | 27   | 24              |      |      |      |      |      |      |
| MM  | 1143  | 749                | 1054                    | 610          | 483             | 457             | 686  | 610             |      |      |      |      |      |      |
|   |   |                    |                         | 1 per carton |                 |                 |      |                 |      |      |      |      |      |      |
| <p><b>Personal Harbor - Extended Back</b><br/>                     COM: 8.5 YD   7.77 M<br/>                     Unit weight: 102 LB   46.4 KG<br/>                     Carton weight: 117 LB   53.07 KG<br/>                     Carton volume: 45.75 FT³   1.29 MT³</p> | For power/USB unit please see electrical placement chart. Freestanding unit only.<br><br>*High traffic model. | List price         |                         |              |                 |                 |      |                 |      |      |      |      |      |      |
|   |   | 7748               | 1                       | 2            | 3               | 4               | 5    | 6               | 7    | 8    | 9    | 10   | 11   | 12   |
|   |   | 7788*              | 4946                    | 5218         | 5448            | 5711            | 6145 | 6544            | 6944 | 7292 | 7726 | 8134 | 8686 | 9468 |
|   |   | 7788*              | 5389                    | 5661         | 5891            | 6154            | 6588 | 6987            | 7387 | 7735 | 8169 | 8577 | 9129 | 9911 |
| OVERALL DIMENSIONS  |   |                    | SEAT DIMENSIONS         |              |                 | BACK DIMENSIONS |      |                 |      |      |      |      |      |      |
| IN  | 45  | 29.5               | 47                      | 24           | 19              | 18              | 27   | 29              |      |      |      |      |      |      |
| MM  | 1143  | 749                | 1194                    | 610          | 483             | 457             | 686  | 737             |      |      |      |      |      |      |
|   |   |                    |                         | 1 per carton |                 |                 |      |                 |      |      |      |      |      |      |

RIVER+ SEATING



model R27802

model R27824S

River+ Benches & Tables



For River+ benches, please see page 307.

For River+ tables, please see page 312.

EXAMPLE RIVER+ SEATING ORDER CODE:

|              |                     |              |                     |              |              |                  |
|--------------|---------------------|--------------|---------------------|--------------|--------------|------------------|
| R27802       | -NS                 | -CE90        | -NS                 | -CE90        | -            | -FO              |
| Model number | Sealed Seams (back) | Back textile | Sealed seams (seat) | Seat textile | Shelf finish | Connector finish |

|            |               |                   |
|------------|---------------|-------------------|
| -CHM       | -S6           | -NC               |
| Leg finish | Leg selection | Additional weight |

| Additional Options<br>specify at end of order code.  | SPECIFY CODE  |
|--|---|
| <b>Additional weight</b><br>See each model for amount of added weight and upcharge. For models ending in S, applies only to leg selection (S6).  | <b>CW</b>   |
| <b>Bottom selection</b><br>Vinyl sealed bottom w/staple strip. Upcharges vary, see model.* Steel bottom. Upcharges vary, see model.**  | <b>SU</b><br><b>BS</b>  |
| <b>Power unit finish</b><br>Jet Black<br>White   | <b>J</b><br><b>W</b>  |
| <b>Power/USB unit position</b><br>(see electrical placement images, not available on corner units)<br>Front left<br>Front right<br>Side left<br>Side right<br><b>Power/USB unit position</b> (models with shelf only)<br>Center back | \$717 per unit<br><b>F1</b><br><b>F2</b><br><b>S1</b><br><b>S2</b><br><b>CB</b> |
| <b>Tamperproof fasteners</b><br>Upcharges vary, see model.   | <b>TP</b>   |
| <b>Moisture barrier</b><br>Upcharges vary, see model.  | <b>MB</b>   |
| <b>Accessory hook finish</b> (for models with shelf)<br>Night. No Upcharge.<br>Fog. No Upcharge.<br>Latte. No Upcharge.  | <b>BK</b><br><b>FO</b><br><b>LB</b>   |

\*linking hardware is lowered to clear the staple strip. Units will only gang with other units with sealed bottom.  
\*\*cannot be combined with linking hardware or power units

STANDARD FEATURES

- A modular series that is composed of straight, curved and corner sections.
- Same seat height units with no upholstered arms can be linked together to create a variety of layouts. Ganging hardware is standard (factory installed) and swivels out of the way when not in use.
- The unique tapered legs are made of welded steel, with each leg bolted directly to the unit frame. Standard leg height is 6.5". The leg height makes it easy to clean under the product.
- Legs are standard in Chrome (CHM) with Black nylon non-marking height adjustable glides.
- Modular, aluminum loop arms are sold separately (with or without nylon armcaps). These relocatable arms are field installed at any seat to back connector.
- Seating frames are heavy duty with interlocking plywood, puzzle box construction, and are made for active environments. Seats are high density with highly resilient foam.
- Seat to back connector components join back and seat; maintaining offset for cleanout. Connector is available in three finishes.
- All River+ seating models meet or exceed the applicable ANS/BIFMA standards and are backed by Global's Heavy Duty warranty.
- River+ seating is rated for an active weight up to 600 lbs. per seat and 24/7 use.
- For heavy duty application, Global's Limited Lifetime Warranty is applicable only on fabrics that are rated for 100,000+ double rubs.
- Upholstery options: fabric, vinyl or leather. Leather only recommended on seat and may feature a horizontal stitch detail.
- All units are shipped fully assembled.

OPTIONAL FEATURES

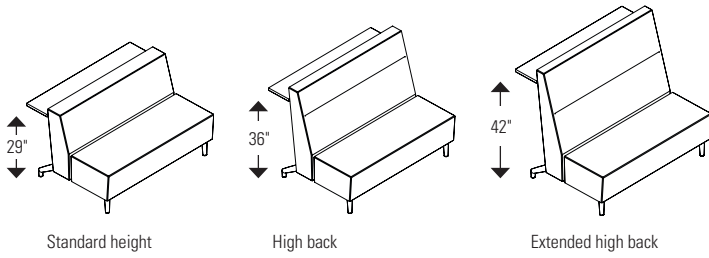
- To add sealed seams to your product, please specify (S2), (SE) - see each model for upcharges.
- A 10" deep, 1" thick back shelf is available on corner, two and three seater units in many low pressure laminate finishes. Shelf supports are aluminum with accessory hook in three finishes. Weight capacity: Shelf - 50 lbs. per seat; Hook - 20 lbs. each.
- Units with shelf available with 6.5" leg. Back legs on these models are (E6) extended legs, as standard.
- To specify tapered legs on shelf models to match models without shelf, select (C6) leg with counterweight. Available on models ending in "S". Upcharges vary.
- Floor mount legs are available. Please specify (F6). Models with shelf will have extended legs. Fastening hardware not included.
- Products can be weighted to reduce the ease of movement. For additional weight options, please specify (CW) - see each model for available additional weight and upcharge.
- For improved housekeeping and infection control practices, the underside of the seat can be finished with PVC (vinyl) and sealed to prevent penetration of liquids. Please specify (SU) - see each model for upcharge.
- Steel bottom provides tamperproof protection (includes tamperproof screws). Please specify (BS) - see each model for upcharge. Note: electrical option and ganging are not available with steel bottom.
- Most seating (except corner units) can be specified with power/USB units, which include one power outlet, one double USB terminal with a matching 120" three-prong power cord.
- Power/USB units can be specified in a variety predetermined locations, as shown in the electrical illustrations. Electrical units must be factory installed.

- Power/USB units are available with either Jet Black (J) face plate with Black power/USB receptacles or with a White (W) face plate with White power/USB receptacles.
- Tamperproof fasteners can be requested for a higher level of safety. Please specify (TP) - see each model for upcharge.
- For moisture barrier on seat, please specify (MB) - see each model for upcharge.

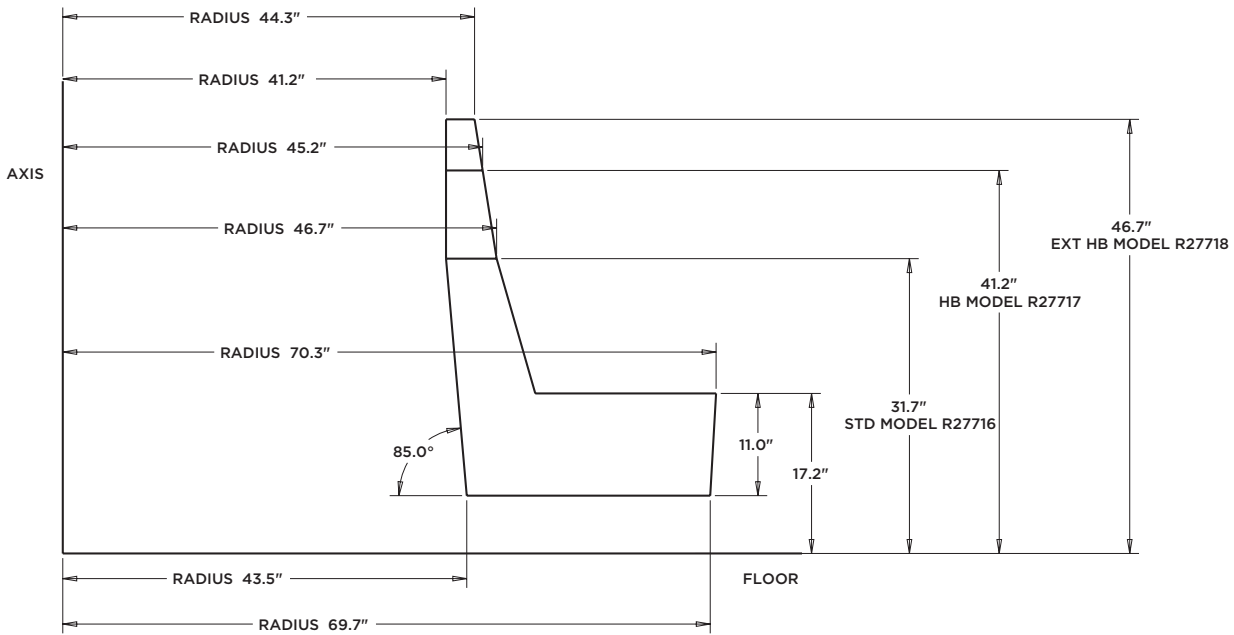
Please add option codes in the following order:

- **Model number**  
R27801 to R27803 Lounge chairs  
R27804 to R27806 Two seaters  
R27807 to R27809 Three seaters  
R27810 to R27812 Bariatric lounge chairs  
R27815 to R27817 Inside curve two seaters  
R27818 to R27820 Outside curve two seaters  
R27821 to R27823 90 degree corners  
R27824 to R27826 120 degree corners  
- Add (S) to model # if ordering with a back shelf (excludes lounge chairs and bariatric models).
- **Back + upholstered arms sealed seams (NS)** Standard seams.  
(S2) Back sealed seams. Upcharges vary, see model.
- **Back + upholstered arms textile**  
Specify textile code.
- **Seat sealed seams (NS)** Standard seams.  
(SE) Seat sealed seams. Upcharges vary, see model.
- **Seat textile**  
Specify textile code.
- **Back shelf finish** (for models ending in S) (colors shown on website)  
(ACJ) Absolute Acajou (FCL) First Class  
(ASN) Asian Night (NBL) Noce Biondo  
(AWC) Avant Cherry (NGL) Noce Grigio  
(AWH) Avant Honey (NEL) Noce Leggero  
(BLK) Black (NML) Noce Medio  
(BZD) Blizzard (QTM) Quartered Mahogany  
(BRC) Brushed Cobalt (SBY) Sheer Beauty  
(CMB) Clear Maple (SDT) Stonedust  
(CGY) Custom Grey (SOG) Storm Grey  
(DES) Dark Espresso (WHE) Walnut Heights  
(DWT) Designer White (WHC) White Chocolate  
(FAS) Fashionista (WCR) Winter Cherry
- **Seat to back connector finish**  
(BK) Night. No upcharge.  
(FO) Fog. No upcharge.  
(LB) Latte. No upcharge.
- **Leg finish**  
For leg finish options, please see page 374. No upcharges.
- **Leg selection** (models without shelf)  
(S6) Standard seat height (17.5"), 6.5" leg w/ adjustable glides. No upcharge.  
(S8) High seat (19"), 8" leg w/adjustable glides. No upcharge.  
(F6) Standard seat height (17.5"), 6.5" leg w/floor mount. Add \$90 for straight units; \$113 for curved, corner units.  
(F8) High seat (19"), 8" leg w/floor mount. Add \$90 for straight units; \$113 for curved, corner units.
- **Leg selection** (models with shelf)  
(E6) Standard seat height (17.5"), 6.5" extended leg w/adjustable glides.  
(F6) Standard seat height (17.5"), 6.5" extended leg w/floor mount. Add \$90 for straight units; \$113 for curved, corner units.  
(C6) Standard seat height (17.5"), 6.5" leg w/adjustable glides and counterweight. Upcharges vary, see model.
- **Additional weight** (not available on all models)  
(NC) No added weight. No upcharge.  
(CW) Counterweight. See each model for weight added and upcharge.

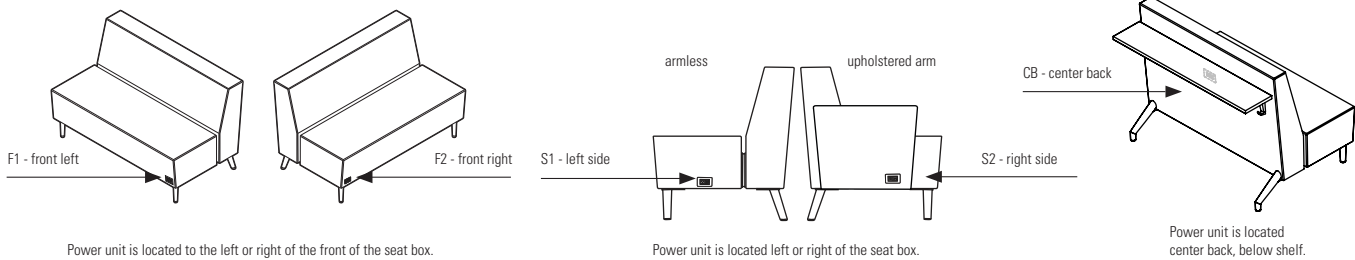
SHELF HEIGHTS



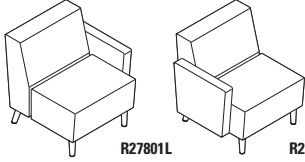




DIMENSIONS

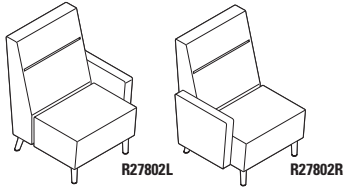


ELECTRICAL PLACEMENT



| DESCRIPTION  | FEATURES   | MODEL#   | STANDARD TEXTILE GRADES |      |      |                 |      |      |                 |      |      |      |      |      |   |   |   |   |         |      |      |    |    |    |    |      |        |     |      |     |     |     |
|--|--|--|-------------------------|------|------|-----------------|------|------|-----------------|------|------|------|------|------|---|---|---|---|---------|------|------|----|----|----|----|------|--------|-----|------|-----|-----|-----|
|  |  |  | 1                       | 2    | 3    | 4               | 5    | 6    | 7               | 8    | 9    | 10   | 11   | 12   |   |   |   |   |         |      |      |    |    |    |    |      |        |     |      |     |     |     |
|  <p><b>R27801</b></p> <p><b>Lounge Chair - Standard Back</b><br/>COM: 3.75 YD   3.43 M<br/>Unit weight: 47 LB   21.4 KG<br/>Carton weight: 61 LB   27.67 KG<br/>Carton volume: 19.75 FT<sup>3</sup>   0.55 MT<sup>3</sup></p>   | <p>For power/USB unit, please see electrical placement chart.</p> <p>Includes ganging hardware (2 sides).</p> <p>Add \$52, \$46 for <b>(S2)</b>, <b>(SE)</b><br/>Add \$533 for 36 lbs. <b>(CW)</b><br/>Add \$59 for <b>(SU)</b> or \$298 for <b>(BS)</b><br/>Add \$28 for <b>(TP)</b><br/>Add \$81 for <b>(MB)</b></p>     | <b>R27801</b>  | 1691                    | 1811 | 1912 | 2029            | 2220 | 2396 | 2572            | 2726 | 2917 | 3097 | 3341 | 3686 |   |   |   |   |         |      |      |    |    |    |    |      |        |     |      |     |     |     |
|  |  | <table border="1"> <thead> <tr> <th colspan="3">OVERALL DIMENSIONS</th> <th colspan="3">SEAT DIMENSIONS</th> <th colspan="2">BACK DIMENSIONS</th> </tr> <tr> <th>W</th> <th>D</th> <th>H</th> <th>W</th> <th>D</th> <th>H</th> <th>W</th> <th>H</th> </tr> </thead> <tbody> <tr> <td>IN 26</td> <td>30</td> <td>32</td> <td>26</td> <td>19</td> <td>18</td> <td>26</td> <td>14</td> </tr> <tr> <td>MM 660</td> <td>762</td> <td>813</td> <td>660</td> <td>483</td> <td>457</td> <td>660</td> <td>356</td> </tr> </tbody> </table> <p><b>RTA 00</b> 1 per carton</p>        | OVERALL DIMENSIONS      |      |      | SEAT DIMENSIONS |      |      | BACK DIMENSIONS |      | W    | D    | H    | W    | D | H | W | H | IN 26   | 30   | 32   | 26 | 19 | 18 | 26 | 14   | MM 660 | 762 | 813  | 660 | 483 | 457 |
| OVERALL DIMENSIONS   |  |  | SEAT DIMENSIONS         |      |      | BACK DIMENSIONS |      |      |                 |      |      |      |      |      |   |   |   |   |         |      |      |    |    |    |    |      |        |     |      |     |     |     |
| W  | D  | H  | W                       | D    | H    | W               | H    |      |                 |      |      |      |      |      |   |   |   |   |         |      |      |    |    |    |    |      |        |     |      |     |     |     |
| IN 26  | 30   | 32   | 26                      | 19   | 18   | 26              | 14   |      |                 |      |      |      |      |      |   |   |   |   |         |      |      |    |    |    |    |      |        |     |      |     |     |     |
| MM 660   | 762  | 813  | 660                     | 483  | 457  | 660             | 356  |      |                 |      |      |      |      |      |   |   |   |   |         |      |      |    |    |    |    |      |        |     |      |     |     |     |
|  <p><b>R27801B</b></p> <p><b>Lounge Chair - Standard Back w/Uph Arms</b><br/>COM: 5.75 YD   5.26 M<br/>Unit weight: 67 LB   30.5 KG<br/>Carton weight: 82 LB   37.19 KG<br/>Carton volume: 24.5 FT<sup>3</sup>   0.69 MT<sup>3</sup></p>                                  | <p>For power/USB unit, please see electrical placement chart.</p> <p>Ganging not available.</p> <p>Add \$91, \$46 for <b>(S2)</b>, <b>(SE)</b><br/>Add \$533 for 36 lbs. <b>(CW)</b><br/>Add \$57 for <b>(SU)</b> or \$285 for <b>(BS)</b><br/>Add \$28 for <b>(TP)</b><br/>Add \$77 for <b>(MB)</b></p>                   | <b>R27801B</b>   | 2285                    | 2469 | 2624 | 2803            | 3096 | 3366 | 3636            | 3872 | 4165 | 4441 | 4815 | 5344 |   |   |   |   |         |      |      |    |    |    |    |      |        |     |      |     |     |     |
|  |  | <table border="1"> <thead> <tr> <th colspan="3">OVERALL DIMENSIONS</th> <th colspan="3">SEAT DIMENSIONS</th> <th colspan="2">BACK DIMENSIONS</th> </tr> <tr> <th>W</th> <th>D</th> <th>H</th> <th>W</th> <th>D</th> <th>H</th> <th>W</th> <th>H</th> </tr> </thead> <tbody> <tr> <td>IN 33</td> <td>30</td> <td>32</td> <td>26</td> <td>19</td> <td>18</td> <td>26</td> <td>14</td> </tr> <tr> <td>MM 838</td> <td>762</td> <td>813</td> <td>660</td> <td>483</td> <td>457</td> <td>660</td> <td>356</td> </tr> </tbody> </table> <p><b>RTA 00</b> 1 per carton</p>        | OVERALL DIMENSIONS      |      |      | SEAT DIMENSIONS |      |      | BACK DIMENSIONS |      | W    | D    | H    | W    | D | H | W | H | IN 33   | 30   | 32   | 26 | 19 | 18 | 26 | 14   | MM 838 | 762 | 813  | 660 | 483 | 457 |
| OVERALL DIMENSIONS   |  |  | SEAT DIMENSIONS         |      |      | BACK DIMENSIONS |      |      |                 |      |      |      |      |      |   |   |   |   |         |      |      |    |    |    |    |      |        |     |      |     |     |     |
| W  | D  | H  | W                       | D    | H    | W               | H    |      |                 |      |      |      |      |      |   |   |   |   |         |      |      |    |    |    |    |      |        |     |      |     |     |     |
| IN 33  | 30   | 32   | 26                      | 19   | 18   | 26              | 14   |      |                 |      |      |      |      |      |   |   |   |   |         |      |      |    |    |    |    |      |        |     |      |     |     |     |
| MM 838   | 762  | 813  | 660                     | 483  | 457  | 660             | 356  |      |                 |      |      |      |      |      |   |   |   |   |         |      |      |    |    |    |    |      |        |     |      |     |     |     |
|  <p><b>R27801L</b>      <b>R27801R</b></p> <p><b>Lounge Chair - Standard Back w/Uph Arms (Left/Right)</b><br/>COM: 4.75 YD   4.34 M<br/>Unit weight: 57 LB   25.9 KG<br/>Carton weight: 72 LB   32.66 KG<br/>Carton volume: 24.5 FT<sup>3</sup>   0.69 MT<sup>3</sup></p> | <p>For power/USB unit, please see electrical placement chart.</p> <p>Includes ganging hardware (1 side only).</p> <p>Add \$71, \$46 for <b>(S2)</b>, <b>(SE)</b><br/>Add \$533 for 36 lbs. <b>(CW)</b><br/>Add \$57 for <b>(SU)</b> or \$285 for <b>(BS)</b><br/>Add \$28 for <b>(TP)</b><br/>Add \$77 for <b>(MB)</b></p> | <b>R27801L</b><br><b>R27801R</b>   | 1988                    | 2140 | 2268 | 2416            | 2658 | 2881 | 3104            | 3299 | 3541 | 3769 | 4078 | 4515 |   |   |   |   |         |      |      |    |    |    |    |      |        |     |      |     |     |     |
|  |  | <table border="1"> <thead> <tr> <th colspan="3">OVERALL DIMENSIONS</th> <th colspan="3">SEAT DIMENSIONS</th> <th colspan="2">BACK DIMENSIONS</th> </tr> <tr> <th>W</th> <th>D</th> <th>H</th> <th>W</th> <th>D</th> <th>H</th> <th>W</th> <th>H</th> </tr> </thead> <tbody> <tr> <td>IN 29.5</td> <td>30</td> <td>32</td> <td>26</td> <td>19</td> <td>18</td> <td>26</td> <td>14</td> </tr> <tr> <td>MM 749</td> <td>762</td> <td>813</td> <td>660</td> <td>483</td> <td>457</td> <td>660</td> <td>356</td> </tr> </tbody> </table> <p><b>RTA 00</b> 1 per carton</p>      | OVERALL DIMENSIONS      |      |      | SEAT DIMENSIONS |      |      | BACK DIMENSIONS |      | W    | D    | H    | W    | D | H | W | H | IN 29.5 | 30   | 32   | 26 | 19 | 18 | 26 | 14   | MM 749 | 762 | 813  | 660 | 483 | 457 |
| OVERALL DIMENSIONS   |  |  | SEAT DIMENSIONS         |      |      | BACK DIMENSIONS |      |      |                 |      |      |      |      |      |   |   |   |   |         |      |      |    |    |    |    |      |        |     |      |     |     |     |
| W  | D  | H  | W                       | D    | H    | W               | H    |      |                 |      |      |      |      |      |   |   |   |   |         |      |      |    |    |    |    |      |        |     |      |     |     |     |
| IN 29.5  | 30   | 32   | 26                      | 19   | 18   | 26              | 14   |      |                 |      |      |      |      |      |   |   |   |   |         |      |      |    |    |    |    |      |        |     |      |     |     |     |
| MM 749   | 762  | 813  | 660                     | 483  | 457  | 660             | 356  |      |                 |      |      |      |      |      |   |   |   |   |         |      |      |    |    |    |    |      |        |     |      |     |     |     |
|  <p><b>R27802</b></p> <p><b>Lounge Chair - High Back</b><br/>COM: 4.5 YD   4.11 M<br/>Unit weight: 52 LB   23.6 KG<br/>Carton weight: 71 LB   32.21 KG<br/>Carton volume: 24.75 FT<sup>3</sup>   0.7 MT<sup>3</sup></p>   | <p>For power/USB unit, please see electrical placement chart.</p> <p>Includes ganging hardware (2 sides).</p> <p>Add \$72, \$46 for <b>(S2)</b>, <b>(SE)</b><br/>Add \$533 for 36 lbs. <b>(CW)</b><br/>Add \$59 for <b>(SU)</b> or \$298 for <b>(BS)</b><br/>Add \$28 for <b>(TP)</b><br/>Add \$81 for <b>(MB)</b></p>     | <b>R27802</b>  | 1878                    | 2022 | 2143 | 2284            | 2513 | 2724 | 2935            | 3120 | 3349 | 3565 | 3858 | 4272 |   |   |   |   |         |      |      |    |    |    |    |      |        |     |      |     |     |     |
|  |  | <table border="1"> <thead> <tr> <th colspan="3">OVERALL DIMENSIONS</th> <th colspan="3">SEAT DIMENSIONS</th> <th colspan="2">BACK DIMENSIONS</th> </tr> <tr> <th>W</th> <th>D</th> <th>H</th> <th>W</th> <th>D</th> <th>H</th> <th>W</th> <th>H</th> </tr> </thead> <tbody> <tr> <td>IN 26</td> <td>30.5</td> <td>41.5</td> <td>26</td> <td>19</td> <td>18</td> <td>26</td> <td>23.5</td> </tr> <tr> <td>MM 660</td> <td>775</td> <td>1054</td> <td>660</td> <td>483</td> <td>457</td> <td>660</td> <td>597</td> </tr> </tbody> </table> <p><b>RTA 00</b> 1 per carton</p> | OVERALL DIMENSIONS      |      |      | SEAT DIMENSIONS |      |      | BACK DIMENSIONS |      | W    | D    | H    | W    | D | H | W | H | IN 26   | 30.5 | 41.5 | 26 | 19 | 18 | 26 | 23.5 | MM 660 | 775 | 1054 | 660 | 483 | 457 |
| OVERALL DIMENSIONS   |  |  | SEAT DIMENSIONS         |      |      | BACK DIMENSIONS |      |      |                 |      |      |      |      |      |   |   |   |   |         |      |      |    |    |    |    |      |        |     |      |     |     |     |
| W  | D  | H  | W                       | D    | H    | W               | H    |      |                 |      |      |      |      |      |   |   |   |   |         |      |      |    |    |    |    |      |        |     |      |     |     |     |
| IN 26  | 30.5   | 41.5   | 26                      | 19   | 18   | 26              | 23.5 |      |                 |      |      |      |      |      |   |   |   |   |         |      |      |    |    |    |    |      |        |     |      |     |     |     |
| MM 660   | 775  | 1054   | 660                     | 483  | 457  | 660             | 597  |      |                 |      |      |      |      |      |   |   |   |   |         |      |      |    |    |    |    |      |        |     |      |     |     |     |
|  <p><b>R27802B</b></p> <p><b>Lounge Chair - High Back w/Uph Arms</b><br/>COM: 6.5 YD   5.94 M<br/>Unit weight: 72 LB   32.7 KG<br/>Carton weight: 88.5 LB   40.14 KG<br/>Carton volume: 31.25 FT<sup>3</sup>   0.88 MT<sup>3</sup></p>                                  | <p>For power/USB unit, please see electrical placement chart.</p> <p>Ganging not available.</p> <p>Add \$112, \$46 for <b>(S2)</b>, <b>(SE)</b><br/>Add \$533 for 36 lbs. <b>(CW)</b><br/>Add \$59 for <b>(SU)</b> or \$298 for <b>(BS)</b><br/>Add \$28 for <b>(TP)</b><br/>Add \$81 for <b>(MB)</b></p>                  | <b>R27802B</b>   | 2472                    | 2680 | 2855 | 3058            | 3389 | 3694 | 3999            | 4266 | 4597 | 4909 | 5332 | 5930 |   |   |   |   |         |      |      |    |    |    |    |      |        |     |      |     |     |     |
|  |  | <table border="1"> <thead> <tr> <th colspan="3">OVERALL DIMENSIONS</th> <th colspan="3">SEAT DIMENSIONS</th> <th colspan="2">BACK DIMENSIONS</th> </tr> <tr> <th>W</th> <th>D</th> <th>H</th> <th>W</th> <th>D</th> <th>H</th> <th>W</th> <th>H</th> </tr> </thead> <tbody> <tr> <td>IN 33</td> <td>30.5</td> <td>41.5</td> <td>26</td> <td>19</td> <td>18</td> <td>26</td> <td>23.5</td> </tr> <tr> <td>MM 838</td> <td>775</td> <td>1054</td> <td>660</td> <td>483</td> <td>457</td> <td>660</td> <td>597</td> </tr> </tbody> </table> <p><b>RTA 00</b> 1 per carton</p> | OVERALL DIMENSIONS      |      |      | SEAT DIMENSIONS |      |      | BACK DIMENSIONS |      | W    | D    | H    | W    | D | H | W | H | IN 33   | 30.5 | 41.5 | 26 | 19 | 18 | 26 | 23.5 | MM 838 | 775 | 1054 | 660 | 483 | 457 |
| OVERALL DIMENSIONS   |  |  | SEAT DIMENSIONS         |      |      | BACK DIMENSIONS |      |      |                 |      |      |      |      |      |   |   |   |   |         |      |      |    |    |    |    |      |        |     |      |     |     |     |
| W  | D  | H  | W                       | D    | H    | W               | H    |      |                 |      |      |      |      |      |   |   |   |   |         |      |      |    |    |    |    |      |        |     |      |     |     |     |
| IN 33  | 30.5   | 41.5   | 26                      | 19   | 18   | 26              | 23.5 |      |                 |      |      |      |      |      |   |   |   |   |         |      |      |    |    |    |    |      |        |     |      |     |     |     |
| MM 838   | 775  | 1054   | 660                     | 483  | 457  | 660             | 597  |      |                 |      |      |      |      |      |   |   |   |   |         |      |      |    |    |    |    |      |        |     |      |     |     |     |

| DESCRIPTION | FEATURES | MODEL# | STANDARD TEXTILE GRADES |   |   |   |   |   |   |   |   |    |    |    |
|-------------|----------|--------|-------------------------|---|---|---|---|---|---|---|---|----|----|----|
|             |          |        | 1                       | 2 | 3 | 4 | 5 | 6 | 7 | 8 | 9 | 10 | 11 | 12 |



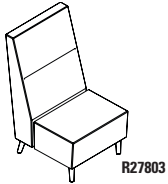
**Lounge Chair - High Back w/Uph Arms (Left/Right)**  
 COM: 5.5 YD | 5.03 M  
 Unit weight: 62 LB | 28.2 KG  
 Carton weight: 78.5 LB | 35.61 KG  
 Carton volume: 31.25 FT<sup>3</sup> | 0.88 MT<sup>3</sup>

For power/USB unit, please see electrical placement chart.

Includes ganging hardware (1 side only).

Add \$91, \$46 for (S2), (SE)  
 Add \$533 for 36 lbs. (CW)  
 Add \$59 for (SU) or \$298 for (BS)  
 Add \$28 for (TP)  
 Add \$81 for (MB)

| MODEL#             | STANDARD TEXTILE GRADES |      |      |                 |      |      |                 |      |      |      |      |      |
|--------------------|-------------------------|------|------|-----------------|------|------|-----------------|------|------|------|------|------|
|                    | 1                       | 2    | 3    | 4               | 5    | 6    | 7               | 8    | 9    | 10   | 11   | 12   |
| R27802L<br>R27802R | 2175                    | 2351 | 2499 | 2671            | 2951 | 3209 | 3467            | 3693 | 3973 | 4237 | 4595 | 5101 |
| OVERALL DIMENSIONS | W                       | D    | H    | SEAT DIMENSIONS |      |      | BACK DIMENSIONS |      |      |      |      |      |
|                    | W                       | D    | H    | W               | D    | H    | W               | H    |      |      |      |      |
| IN                 | 29.5                    | 30.5 | 41.5 | 26              | 19   | 18   | 26              | 23.5 |      |      |      |      |
| MM                 | 749                     | 775  | 1054 | 660             | 483  | 457  | 660             | 597  |      |      |      |      |
| RTA 00             | 1 per carton            |      |      |                 |      |      |                 |      |      |      |      |      |



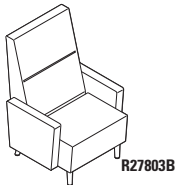
**Lounge Chair - Extended Back**  
 COM: 4.75 YD | 4.34 M  
 Unit weight: 64 LB | 29.1 KG  
 Carton weight: 81 LB | 36.74 KG  
 Carton volume: 28 FT<sup>3</sup> | 0.79 MT<sup>3</sup>

For power/USB unit, please see electrical placement chart.

Includes ganging hardware (2 sides).

Add \$72, \$46 for (S2), (SE)  
 Add \$533 for 36 lbs. (CW)  
 Add \$59 for (SU) or \$298 for (BS)  
 Add \$28 for (TP)  
 Add \$81 for (MB)

| MODEL#             | STANDARD TEXTILE GRADES |      |      |                 |      |      |                 |      |      |      |      |      |
|--------------------|-------------------------|------|------|-----------------|------|------|-----------------|------|------|------|------|------|
|                    | 1                       | 2    | 3    | 4               | 5    | 6    | 7               | 8    | 9    | 10   | 11   | 12   |
| R27803             | 1972                    | 2124 | 2252 | 2400            | 2642 | 2865 | 3088            | 3283 | 3525 | 3753 | 4062 | 4499 |
| OVERALL DIMENSIONS | W                       | D    | H    | SEAT DIMENSIONS |      |      | BACK DIMENSIONS |      |      |      |      |      |
|                    | W                       | D    | H    | W               | D    | H    | W               | H    |      |      |      |      |
| IN                 | 26                      | 31   | 47   | 26              | 19   | 18   | 26              | 29   |      |      |      |      |
| MM                 | 660                     | 787  | 1194 | 660             | 483  | 457  | 660             | 597  |      |      |      |      |
| RTA 00             | 1 per carton            |      |      |                 |      |      |                 |      |      |      |      |      |



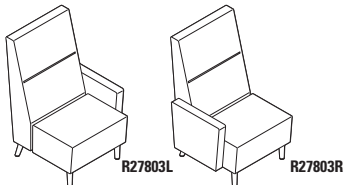
**Lounge Chair - Extended Back w/Uph Arms**  
 COM: 6.75 YD | 6.17 M  
 Unit weight: 84 LB | 38.2 KG  
 Carton weight: 101.5 LB | 46.04 KG  
 Carton volume: 35 FT<sup>3</sup> | 0.99 MT<sup>3</sup>

For power/USB unit, please see electrical placement chart.

Ganging not available.

Add \$117, \$46 for (S2), (SE)  
 Add \$533 for 36 lbs. (CW)  
 Add \$59 for (SU) or \$298 for (BS)  
 Add \$28 for (TP)  
 Add \$81 for (MB)

| MODEL#             | STANDARD TEXTILE GRADES |      |      |                 |      |      |                 |      |      |      |      |      |
|--------------------|-------------------------|------|------|-----------------|------|------|-----------------|------|------|------|------|------|
|                    | 1                       | 2    | 3    | 4               | 5    | 6    | 7               | 8    | 9    | 10   | 11   | 12   |
| R27803B            | 2566                    | 2782 | 2964 | 3174            | 3518 | 3835 | 4152            | 4429 | 4773 | 5097 | 5536 | 6157 |
| OVERALL DIMENSIONS | W                       | D    | H    | SEAT DIMENSIONS |      |      | BACK DIMENSIONS |      |      |      |      |      |
|                    | W                       | D    | H    | W               | D    | H    | W               | H    |      |      |      |      |
| IN                 | 33                      | 31   | 47   | 26              | 19   | 18   | 26              | 29   |      |      |      |      |
| MM                 | 838                     | 787  | 1194 | 660             | 483  | 457  | 660             | 737  |      |      |      |      |
| RTA 00             | 1 per carton            |      |      |                 |      |      |                 |      |      |      |      |      |



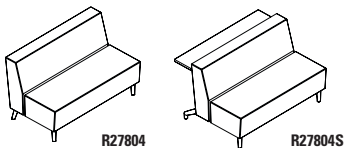
**Lounge Chair - Extended Back w/Uph Arms (Left/Right)**  
 COM: 5.75 YD | 5.26 M  
 Unit weight: 74 LB | 33.6 KG  
 Carton weight: 91.5 LB | 41.5 KG  
 Carton volume: 35 FT<sup>3</sup> | 0.99 MT<sup>3</sup>

For power/USB unit, please see electrical placement chart.

Includes ganging hardware (1 side only).

Add \$97, \$46 for (S2), (SE)  
 Add \$533 for 36 lbs. (CW)  
 Add \$59 for (SU) or \$298 for (BS)  
 Add \$28 for (TP)  
 Add \$81 for (MB)

| MODEL#             | STANDARD TEXTILE GRADES |      |      |                 |      |      |                 |      |      |      |      |      |
|--------------------|-------------------------|------|------|-----------------|------|------|-----------------|------|------|------|------|------|
|                    | 1                       | 2    | 3    | 4               | 5    | 6    | 7               | 8    | 9    | 10   | 11   | 12   |
| R27803L<br>R27803R | 2269                    | 2453 | 2608 | 2787            | 3080 | 3350 | 3620            | 3856 | 4149 | 4425 | 4799 | 5328 |
| OVERALL DIMENSIONS | W                       | D    | H    | SEAT DIMENSIONS |      |      | BACK DIMENSIONS |      |      |      |      |      |
|                    | W                       | D    | H    | W               | D    | H    | W               | H    |      |      |      |      |
| IN                 | 29.5                    | 31   | 47   | 26              | 19   | 18   | 26              | 29   |      |      |      |      |
| MM                 | 749                     | 787  | 1194 | 660             | 483  | 457  | 660             | 737  |      |      |      |      |
| RTA 00             | 1 per carton            |      |      |                 |      |      |                 |      |      |      |      |      |



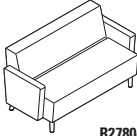
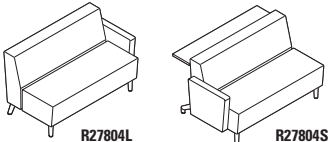
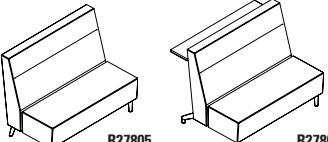
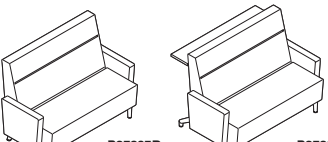
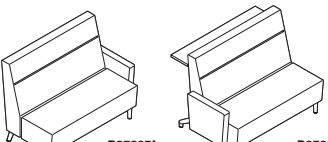
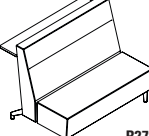
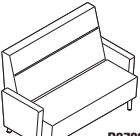
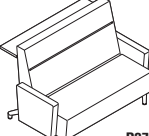

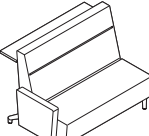
**Two Seater - Standard Back**  
 COM: 4.75 YD | 4.34 M  
 Unit weight: 91 LB | 41.4 KG  
 Carton weight: 113 LB | 51.26 KG  
 Carton volume: 28 FT<sup>3</sup> | 0.79 MT<sup>3</sup>

For power/USB unit, please see electrical placement chart.

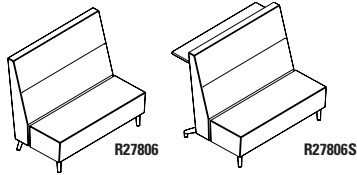
Includes ganging hardware (2 sides).

Add \$85, \$71 for (S2), (SE)  
 Add \$1067 for 72 lbs. (CW), (C6)  
 Add \$119 for (SU) or \$476 for (BS)  
 Add \$28 for (TP)  
 Add \$161 for (MB)

| MODEL#   | STANDARD TEXTILE GRADES |      |      |                 |      |      |                 |      |      |      |      |      |
|--|-------------------------|------|------|-----------------|------|------|-----------------|------|------|------|------|------|
|  | 1                       | 2    | 3    | 4               | 5    | 6    | 7               | 8    | 9    | 10   | 11   | 12   |
| R27804<br>R27804S                                  | 2647                    | 2799 | 2927 | 3075            | 3317 | 3540 | 3763            | 3958 | 4200 | 4428 | 4737 | 5174 |
| shelf model IN W52 D40.5 H32   MM W1321 D1029 H813 |                         |      |      |                 |      |      |                 |      |      |      |      |      |
| OVERALL DIMENSIONS                                 | W                       | D    | H    | SEAT DIMENSIONS |      |      | BACK DIMENSIONS |      |      |      |      |      |
|  | W                       | D    | H    | W               | D    | H    | W               | H    |      |      |      |      |
| IN   | 52                      | 30   | 32   | 52              | 19   | 18   | 52              | 14   |      |      |      |      |
| MM   | 1321                    | 762  | 813  | 1321            | 483  | 457  | 1321            | 356  |      |      |      |      |
| RTA 00   | 1 per carton            |      |      |                 |      |      |                 |      |      |      |      |      |

| DESCRIPTION   | FEATURES  | MODEL#  | STANDARD TEXTILE GRADES                       |              |  |      |      |  |      |      |      |      |      |      |      |
|---|---|---|---|--------------|--|------|------|--|------|------|------|------|------|------|------|
|   |   |   | 1   | 2            | 3  | 4    | 5    | 6  | 7    | 8    | 9    | 10   | 11   | 12   |      |
| <br>R27804B <br>R27804SB  | <p>For power/USB unit, please see electrical placement chart.</p> <p>Ganging not available.</p>                   | <p>Add \$127, \$71 for <b>(S2), (SE)</b><br/>                     Add \$1067 for 72 lbs. <b>(CW), (C6)</b><br/>                     Add \$119 for <b>(SU)</b> or \$476 for <b>(BS)</b><br/>                     Add \$28 for <b>(TP)</b><br/>                     Add \$161 for <b>(MB)</b></p> | R27804B                                       | 3241         | 3457                                       | 3639 | 3849 | 4193                                     | 4510 | 4827 | 5104 | 5448 | 5772 | 6211 | 6832 |
|   |   |   | R27804SB                                      | 3803         | 4019                                       | 4201 | 4411 | 4755                                     | 5072 | 5389 | 5666 | 6010 | 6334 | 6773 | 7394 |
| <p><b>Two Seater - Standard Back w/Uph Arms</b><br/>                     COM: 6.75 YD   6.17 M<br/>                     Unit weight: 111 LB   50.5 KG<br/>                     Carton weight: 133 LB   60.33 KG<br/>                     Carton volume: 42.5 FT<sup>3</sup>   1.2 MT<sup>3</sup></p>              |   |   | <p><b>OVERALL DIMENSIONS</b></p> <p>W D H</p> |              | <p><b>SEAT DIMENSIONS</b></p> <p>W D H</p> |      |      | <p><b>BACK DIMENSIONS</b></p> <p>W H</p> |      |      |      |      |      |      |      |
|   |   |   | IN  | 59           | 30   | 32   | 52   | 19                                       | 18   | 52   | 14   |      |      |      |      |
|   |   |   | MM  | 1499         | 762  | 813  | 1321 | 483                                      | 457  | 1321 | 356  |      |      |      |      |
|   |   |   | RTA 00  | 1 per carton |  |      |      |  |      |      |      |      |      |      |      |
| <br>R27804L <br>R27804SR  | <p>For power/USB unit, please see electrical placement chart.</p> <p>Includes ganging hardware (1 side only).</p> | <p>Add \$106, \$71 for <b>(S2), (SE)</b><br/>                     Add \$1067 for 72 lbs. <b>(CW), (C6)</b><br/>                     Add \$119 for <b>(SU)</b> or \$476 for <b>(BS)</b><br/>                     Add \$28 for <b>(TP)</b><br/>                     Add \$161 for <b>(MB)</b></p> | R27804L                                       | 2944         | 3128                                       | 3283 | 3462 | 3755                                     | 4025 | 4295 | 4531 | 4824 | 5100 | 5474 | 6003 |
|   |   |   | R27804SR                                      | 3506         | 3690                                       | 3845 | 4024 | 4317                                     | 4587 | 4857 | 5093 | 5386 | 5662 | 6036 | 6565 |
| <p><b>Two Seater - Standard Back w/Uph Arms (Left/Right)</b><br/>                     COM: 5.75 YD   5.26 M<br/>                     Unit weight: 101 LB   45.9 KG<br/>                     Carton weight: 123 LB   55.79 KG<br/>                     Carton volume: 42.5 FT<sup>3</sup>   1.2 MT<sup>3</sup></p> |   |   | <p><b>OVERALL DIMENSIONS</b></p> <p>W D H</p> |              | <p><b>SEAT DIMENSIONS</b></p> <p>W D H</p> |      |      | <p><b>BACK DIMENSIONS</b></p> <p>W H</p> |      |      |      |      |      |      |      |
|   |   |   | IN  | 55.5         | 30   | 32   | 52   | 19                                       | 18   | 52   | 14   |      |      |      |      |
|   |   |   | MM  | 1410         | 762  | 813  | 1321 | 483                                      | 457  | 1321 | 356  |      |      |      |      |
|   |   |   | RTA 00  | 1 per carton |  |      |      |  |      |      |      |      |      |      |      |
| <br>R27805 <br>R27805S  | <p>For power/USB unit, please see electrical placement chart.</p> <p>Includes ganging hardware (2 sides).</p>     | <p>Add \$115, \$71 for <b>(S2), (SE)</b><br/>                     Add \$1067 for 72 lbs. <b>(CW), (C6)</b><br/>                     Add \$119 for <b>(SU)</b> or \$476 for <b>(BS)</b><br/>                     Add \$28 for <b>(TP)</b><br/>                     Add \$161 for <b>(MB)</b></p> | R27805  | 2946         | 3122                                       | 3271 | 3441 | 3722                                     | 3980 | 4239 | 4464 | 4745 | 5009 | 5366 | 5872 |
|   |   |   | R27805S                                       | 3508         | 3684                                       | 3833 | 4003 | 4284                                     | 4542 | 4801 | 5026 | 5307 | 5571 | 5928 | 6434 |
| <p><b>Two Seater - High Back</b><br/>                     COM: 5.5 YD   5.03 M<br/>                     Unit weight: 94 LB   42.7 KG<br/>                     Carton weight: 116 LB   52.62 KG<br/>                     Carton volume: 19.75 FT<sup>3</sup>   0.55 MT<sup>3</sup></p>                             |   |   | <p><b>OVERALL DIMENSIONS</b></p> <p>W D H</p> |              | <p><b>SEAT DIMENSIONS</b></p> <p>W D H</p> |      |      | <p><b>BACK DIMENSIONS</b></p> <p>W H</p> |      |      |      |      |      |      |      |
|   |   |   | IN  | 52           | 30.5                                       | 41.5 | 52   | 19                                       | 18   | 52   | 23.5 |      |      |      |      |
|   |   |   | MM  | 1321         | 775  | 1054 | 1321 | 483                                      | 457  | 1321 | 597  |      |      |      |      |
|   |   |   | RTA 00  | 1 per carton |  |      |      |  |      |      |      |      |      |      |      |
| <br>R27805B <br>R27805SB  | <p>For power/USB unit, please see electrical placement chart.</p> <p>Ganging not available.</p>                   | <p>Add \$155, \$71 for <b>(S2), (SE)</b><br/>                     Add \$1067 for 72 lbs. <b>(CW), (C6)</b><br/>                     Add \$119 for <b>(SU)</b> or \$476 for <b>(BS)</b><br/>                     Add \$28 for <b>(TP)</b><br/>                     Add \$161 for <b>(MB)</b></p> | R27805B                                       | 3540         | 3780                                       | 3983 | 4215 | 4598                                     | 4950 | 5303 | 5610 | 5993 | 6353 | 6840 | 7530 |
|   |   |   | R27805SB                                      | 4102         | 4342                                       | 4545 | 4777 | 5160                                     | 5512 | 5865 | 6172 | 6555 | 6915 | 7402 | 8092 |
| <p><b>Two Seater - High Back w/Uph Arms</b><br/>                     COM: 7.5 YD   6.86 M<br/>                     Unit weight: 114 LB   51.8 KG<br/>                     Carton weight: 116 LB   52.62 KG<br/>                     Carton volume: 19.75 FT<sup>3</sup>   0.55 MT<sup>3</sup></p>                 |   |   | <p><b>OVERALL DIMENSIONS</b></p> <p>W D H</p> |              | <p><b>SEAT DIMENSIONS</b></p> <p>W D H</p> |      |      | <p><b>BACK DIMENSIONS</b></p> <p>W H</p> |      |      |      |      |      |      |      |
|   |   |   | IN  | 59           | 30.5                                       | 41.5 | 52   | 19                                       | 18   | 52   | 23.5 |      |      |      |      |
|   |   |   | MM  | 1499         | 775  | 1054 | 1321 | 483                                      | 457  | 1321 | 597  |      |      |      |      |
|   |   |   | RTA 00  | 1 per carton |  |      |      |  |      |      |      |      |      |      |      |
| <br>R27805L <br>R27805SR  | <p>For power/USB unit, please see electrical placement chart.</p> <p>Includes ganging hardware (1 side only).</p> | <p>Add \$134, \$71 for <b>(S2), (SE)</b><br/>                     Add \$1067 for 72 lbs. <b>(CW), (C6)</b><br/>                     Add \$119 for <b>(SU)</b> or \$476 for <b>(BS)</b><br/>                     Add \$28 for <b>(TP)</b><br/>                     Add \$161 for <b>(MB)</b></p> | R27805L                                       | 3243         | 3451                                       | 3627 | 3828 | 4160                                     | 4465 | 4771 | 5037 | 5369 | 5681 | 6103 | 6701 |
|   |   |   | R27805SR                                      | 3805         | 4013                                       | 4189 | 4390 | 4722                                     | 5027 | 5333 | 5599 | 5931 | 6243 | 6665 | 7263 |
| <p><b>Two Seater - High Back w/Uph Arms (Left/Right)</b><br/>                     COM: 6.5 YD   5.94 M<br/>                     Unit weight: 104 LB   47.3 KG<br/>                     Carton weight: 128 LB   58.06 KG<br/>                     Carton volume: 54 FT<sup>3</sup>   1.52 MT<sup>3</sup></p>       |   |   | <p><b>OVERALL DIMENSIONS</b></p> <p>W D H</p> |              | <p><b>SEAT DIMENSIONS</b></p> <p>W D H</p> |      |      | <p><b>BACK DIMENSIONS</b></p> <p>W H</p> |      |      |      |      |      |      |      |
|   |   |   | IN  | 55.5         | 30.5                                       | 41.5 | 52   | 19                                       | 18   | 52   | 23.5 |      |      |      |      |
|   |   |   | MM  | 1410         | 775  | 1054 | 1321 | 483                                      | 457  | 1321 | 597  |      |      |      |      |
|   |   |   | RTA 00  | 1 per carton |  |      |      |  |      |      |      |      |      |      |      |

DESCRIPTION FEATURES MODEL# STANDARD TEXTILE GRADES



**Two Seater - Extended Back**  
 COM: 5.5 YD | 5.03 M  
 Unit weight: 106 LB | 48.2 KG  
 Carton weight: 71 LB | 32.21 KG  
 Carton volume: 24.75 FT<sup>3</sup> | 0.7 MT<sup>3</sup>

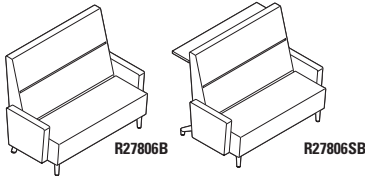
For power/USB unit, please see electrical placement chart.  
 Includes ganging hardware (2 sides).  
 Add \$123, \$71 for **(S2), (SE)**  
 Add \$1067 for 72 lbs. **(CW), (C6)**  
 Add \$119 for **(SU)** or \$476 for **(BS)**  
 Add \$28 for **(TP)**  
 Add \$161 for **(MB)**

|                | 1    | 2    | 3    | 4    | 5    | 6    | 7    | 8    | 9    | 10   | 11   | 12   |
|----------------|------|------|------|------|------|------|------|------|------|------|------|------|
| <b>R27806</b>  | 3117 | 3293 | 3442 | 3612 | 3893 | 4151 | 4410 | 4635 | 4916 | 5180 | 5537 | 6043 |
| <b>R27806S</b> | 3678 | 3854 | 4003 | 4173 | 4454 | 4712 | 4971 | 5196 | 5477 | 5741 | 6098 | 6604 |

shelf model in W52 D41.5 H47 | MM W1321 D1054 H1194

| OVERALL DIMENSIONS |     |      | SEAT DIMENSIONS |     |     | BACK DIMENSIONS |     |  |
|--------------------|-----|------|-----------------|-----|-----|-----------------|-----|--|
| W                  | D   | H    | W               | D   | H   | W               | H   |  |
| IN 52              | 31  | 47   | 52              | 19  | 18  | 52              | 29  |  |
| MM 1321            | 787 | 1194 | 1321            | 483 | 457 | 1321            | 737 |  |

**RTA 00** 1 per carton



**Two Seater - Extended Back w/Uph Arms**  
 COM: 8 YD | 7.32 M  
 Unit weight: 126 LB | 57.3 KG  
 Carton weight: 151 LB | 68.49 KG  
 Carton volume: 60.5 FT<sup>3</sup> | 1.71 MT<sup>3</sup>

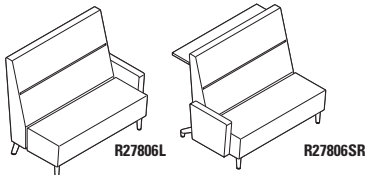
For power/USB unit, please see electrical placement chart.  
 Ganging not available.  
 Add \$162, \$71 for **(S2), (SE)**  
 Add \$1067 for 72 lbs. **(CW), (C6)**  
 Add \$119 for **(SU)** or \$476 for **(BS)**  
 Add \$28 for **(TP)**  
 Add \$161 for **(MB)**

|                 | 1    | 2    | 3    | 4    | 5    | 6    | 7    | 8    | 9    | 10   | 11   | 12   |
|-----------------|------|------|------|------|------|------|------|------|------|------|------|------|
| <b>R27806B</b>  | 3711 | 3967 | 4183 | 4431 | 4839 | 5215 | 5591 | 5919 | 6327 | 6711 | 7231 | 7967 |
| <b>R27806SB</b> | 4272 | 4528 | 4744 | 4992 | 5400 | 5776 | 6152 | 6480 | 6888 | 7272 | 7792 | 8528 |

shelf model in W59 D41.5 H47 | MM W1499 D1054 H1194

| OVERALL DIMENSIONS |     |      | SEAT DIMENSIONS |     |     | BACK DIMENSIONS |     |  |
|--------------------|-----|------|-----------------|-----|-----|-----------------|-----|--|
| W                  | D   | H    | W               | D   | H   | W               | H   |  |
| IN 59              | 31  | 47   | 52              | 19  | 18  | 52              | 29  |  |
| MM 1499            | 787 | 1194 | 1321            | 483 | 457 | 1321            | 737 |  |

**RTA 00** 1 per carton



**Two Seater - Extended Back w/Uph Arms (Left/Right)**  
 COM: 7 YD | 6.4 M  
 Unit weight: 116 LB | 52.7 KG  
 Carton weight: 141 LB | 63.96 KG  
 Carton volume: 60.5 FT<sup>3</sup> | 1.71 MT<sup>3</sup>

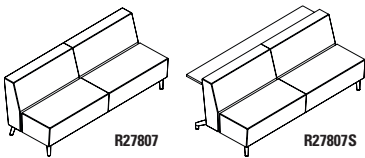
For power/USB unit, please see electrical placement chart.  
 Includes ganging hardware (1 side only).  
 Add \$142, \$71 for **(S2), (SE)**  
 Add \$1067 for 72 lbs. **(CW), (C6)**  
 Add \$119 for **(SU)** or \$476 for **(BS)**  
 Add \$28 for **(TP)**  
 Add \$161 for **(MB)**

|                 | 1    | 2    | 3    | 4    | 5    | 6    | 7    | 8    | 9    | 10   | 11   | 12   |
|-----------------|------|------|------|------|------|------|------|------|------|------|------|------|
| <b>R27806L</b>  | 3414 | 3638 | 3827 | 4044 | 4401 | 4730 | 5059 | 5346 | 5703 | 6039 | 6494 | 7138 |
| <b>R27806R</b>  |      |      |      |      |      |      |      |      |      |      |      |      |
| <b>R27806SL</b> | 3975 | 4199 | 4388 | 4605 | 4962 | 5291 | 5620 | 5907 | 6264 | 6600 | 7055 | 7699 |
| <b>R27806SR</b> |      |      |      |      |      |      |      |      |      |      |      |      |

shelf model in W55.5 D41.5 H47 | MM W1410 D1054 H1194

| OVERALL DIMENSIONS |     |      | SEAT DIMENSIONS |     |     | BACK DIMENSIONS |     |  |
|--------------------|-----|------|-----------------|-----|-----|-----------------|-----|--|
| W                  | D   | H    | W               | D   | H   | W               | H   |  |
| IN 55.5            | 31  | 47   | 52              | 19  | 18  | 52              | 29  |  |
| MM 1410            | 787 | 1194 | 1321            | 483 | 457 | 1321            | 737 |  |

**RTA 00** 1 per carton



**Three Seater - Standard Back**  
 COM: 8 YD | 7.32 M  
 Unit weight: 120 LB | 54.5 KG  
 Carton weight: 152 LB | 68.95 KG  
 Carton volume: 55.5 FT<sup>3</sup> | 1.57 MT<sup>3</sup>

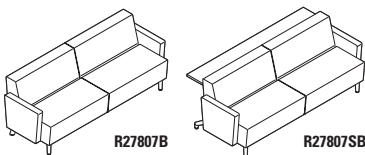
For power/USB unit, please see electrical placement chart.  
 Includes ganging hardware (2 sides).  
 Add \$101, \$84 for **(S2), (SE)**  
 Add \$1067 for 72 lbs. **(CW), (C6)**  
 Add \$179 for **(SU)** or \$655 for **(BS)**  
 Add \$28 for **(TP)**  
 Add \$243 for **(MB)**

|                | 1    | 2    | 3    | 4    | 5    | 6    | 7    | 8    | 9    | 10   | 11   | 12   |
|----------------|------|------|------|------|------|------|------|------|------|------|------|------|
| <b>R27807</b>  | 3783 | 4039 | 4256 | 4503 | 4912 | 5287 | 5664 | 5991 | 6400 | 6784 | 7303 | 8039 |
| <b>R27807S</b> | 4531 | 4787 | 5004 | 5251 | 5660 | 6035 | 6412 | 6739 | 7148 | 7532 | 8051 | 8787 |

shelf model in W78 D40.5 H32 | MM W1981 D1029 H813

| OVERALL DIMENSIONS |     |     | SEAT DIMENSIONS |     |     | BACK DIMENSIONS |     |  |
|--------------------|-----|-----|-----------------|-----|-----|-----------------|-----|--|
| W                  | D   | H   | W               | D   | H   | W               | H   |  |
| IN 78              | 30  | 32  | 78              | 19  | 18  | 78              | 14  |  |
| MM 1981            | 762 | 813 | 1981            | 483 | 457 | 1981            | 356 |  |

**RTA 00** 1 per carton



**Three Seater - Standard Back w/Uph Arms**  
 COM: 10 YD | 9.14 M  
 Unit weight: 140 LB | 63.6 KG  
 Carton weight: 170 LB | 77.11 KG  
 Carton volume: 60.5 FT<sup>3</sup> | 1.71 MT<sup>3</sup>

For power/USB unit, please see electrical placement chart.  
 Ganging not available.  
 Add \$137, \$84 for **(S2), (SE)**  
 Add \$1067 for 72 lbs. **(CW), (C6)**  
 Add \$179 for **(SU)** or \$655 for **(BS)**  
 Add \$28 for **(TP)**  
 Add \$243 for **(MB)**

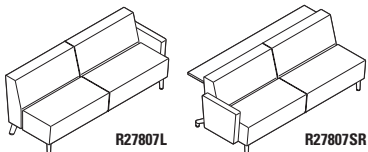
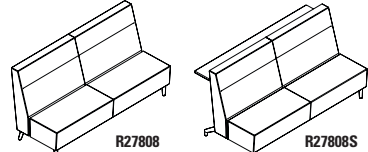
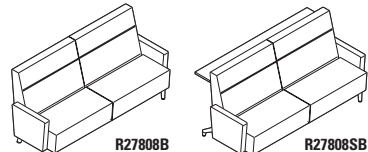
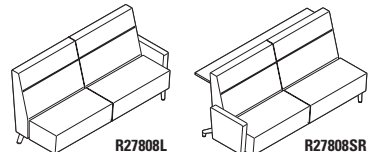
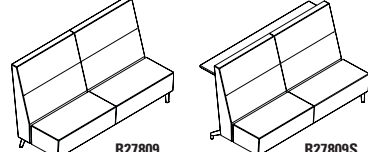
|                 | 1    | 2    | 3    | 4    | 5    | 6    | 7    | 8    | 9    | 10   | 11   | 12    |
|-----------------|------|------|------|------|------|------|------|------|------|------|------|-------|
| <b>R27807B</b>  | 4377 | 4697 | 4968 | 5277 | 5788 | 6257 | 6728 | 7137 | 7648 | 8128 | 8777 | 9697  |
| <b>R27807SB</b> | 5125 | 5445 | 5716 | 6025 | 6536 | 7005 | 7476 | 7885 | 8396 | 8876 | 9525 | 10445 |

shelf model in W85 D40.5 H32 | MM W2159 D1029 H813

| OVERALL DIMENSIONS |     |     | SEAT DIMENSIONS |     |     | BACK DIMENSIONS |     |  |
|--------------------|-----|-----|-----------------|-----|-----|-----------------|-----|--|
| W                  | D   | H   | W               | D   | H   | W               | H   |  |
| IN 85              | 30  | 32  | 78              | 19  | 18  | 78              | 14  |  |
| MM 2159            | 762 | 813 | 1981            | 483 | 457 | 1981            | 356 |  |

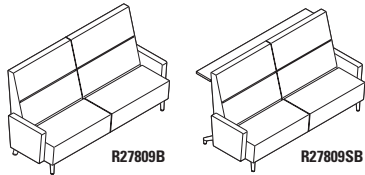
**RTA 00** 1 per carton



| DESCRIPTION   | FEATURES  | MODEL#  | STANDARD TEXTILE GRADES |      |      |      |      |      |      |      |      |      |       |       |
|---|---|---|-------------------------|------|------|------|------|------|------|------|------|------|-------|-------|
|   |   |   | 1                       | 2    | 3    | 4    | 5    | 6    | 7    | 8    | 9    | 10   | 11    | 12    |
|  <p><b>R27807L</b>      <b>R27807SR</b></p> <p><b>Three Seater - Standard Back w/Uph Arms (Left/Right)</b><br/>                     COM: 9 YD   8.23 M<br/>                     Unit weight: 130 LB   59.1 KG<br/>                     Carton weight: 160 LB   72.57 KG<br/>                     Carton volume: 60.5 FT<sup>3</sup>   1.71 MT<sup>3</sup></p>      | <p>For power/USB unit, please see electrical placement chart.</p> <p>Includes ganging hardware (1 side only).</p> <p>Add \$120, \$84 for (S2), (SE)<br/>                     Add \$1067 for 72 lbs. (CW), (C6)<br/>                     Add \$179 for (SU) or \$655 for (BS)<br/>                     Add \$28 for (TP)<br/>                     Add \$243 for (MB)</p> | <p><b>R27807L</b></p> <p><b>R27807R</b></p> <p><b>R27807SL</b></p> <p><b>R27807SR</b></p> <p>shelf model in W81.5 D40.5 H32   MM W2070 D1029 H813</p>   | 4080                    | 4368 | 4612 | 4890 | 5350 | 5772 | 6196 | 6564 | 7024 | 7456 | 8040  | 8868  |
|   |   | <p><b>OVERALL DIMENSIONS</b></p> <p>W      D      H</p> <p>IN 81.5      30      32<br/>                     MM 2070      762      813</p> <p><b>SEAT DIMENSIONS</b></p> <p>W      D      H</p> <p>IN 78      19      18<br/>                     MM 1981      483      457</p> <p><b>BACK DIMENSIONS</b></p> <p>W      H</p> <p>IN 78      14<br/>                     MM 1981      356</p> <p><b>RTA 00</b>      1 per carton</p>        |                         |      |      |      |      |      |      |      |      |      |       |       |
|  <p><b>R27808</b>      <b>R27808S</b></p> <p><b>Three Seater - High Back</b><br/>                     COM: 9.25 YD   8.46 M<br/>                     Unit weight: 138 LB   62.7 KG<br/>                     Carton weight: 177 LB   80.29 KG<br/>                     Carton volume: 69.75 FT<sup>3</sup>   1.97 MT<sup>3</sup></p>                                | <p>For power/USB unit, please see electrical placement chart.</p> <p>Includes ganging hardware (2 sides).</p> <p>Add \$136, \$84 for (S2), (SE)<br/>                     Add \$1067 for 72 lbs. (CW), (C6)<br/>                     Add \$179 for (SU) or \$655 for (BS)<br/>                     Add \$28 for (TP)<br/>                     Add \$243 for (MB)</p>     | <p><b>R27808</b></p> <p><b>R27808S</b></p> <p>shelf model in W78 D41 H41.5   MM W1981 D1041 H1054</p>   | 4486                    | 4782 | 5032 | 5319 | 5791 | 6225 | 6660 | 7039 | 7511 | 7955 | 8556  | 9407  |
|   |   | <p><b>OVERALL DIMENSIONS</b></p> <p>W      D      H</p> <p>IN 78      30.5      41.5<br/>                     MM 1981      775      1054</p> <p><b>SEAT DIMENSIONS</b></p> <p>W      D      H</p> <p>IN 78      19      18<br/>                     MM 1981      483      457</p> <p><b>BACK DIMENSIONS</b></p> <p>W      H</p> <p>IN 78      23.5<br/>                     MM 1981      597</p> <p><b>RTA 00</b>      1 per carton</p>   |                         |      |      |      |      |      |      |      |      |      |       |       |
|  <p><b>R27808B</b>      <b>R27808SB</b></p> <p><b>Three Seater - High Back w/Uph Arms</b><br/>                     COM: 11.25 YD   10.29 M<br/>                     Unit weight: 158 LB   71.8 KG<br/>                     Carton weight: 190.5 LB   86.41 KG<br/>                     Carton volume: 69.75 FT<sup>3</sup>   1.97 MT<sup>3</sup></p>              | <p>For power/USB unit, please see electrical placement chart.</p> <p>Ganging not available.</p> <p>Add \$175, \$84 for (S2), (SE)<br/>                     Add \$1067 for 72 lbs. (CW), (C6)<br/>                     Add \$179 for (SU) or \$655 for (BS)<br/>                     Add \$28 for (TP)<br/>                     Add \$243 for (MB)</p>                   | <p><b>R27808B</b></p> <p><b>R27808SB</b></p> <p>shelf model in W85 D41 H41.5   MM W2159 D1041 H1054</p>   | 5080                    | 5440 | 5744 | 6093 | 6667 | 7195 | 7724 | 8185 | 8759 | 9299 | 10030 | 11065 |
|   |   | <p><b>OVERALL DIMENSIONS</b></p> <p>W      D      H</p> <p>IN 85      30.5      41.5<br/>                     MM 2159      775      1054</p> <p><b>SEAT DIMENSIONS</b></p> <p>W      D      H</p> <p>IN 78      19      18<br/>                     MM 1981      483      457</p> <p><b>BACK DIMENSIONS</b></p> <p>W      H</p> <p>IN 78      23.5<br/>                     MM 1981      597</p> <p><b>RTA 00</b>      1 per carton</p>   |                         |      |      |      |      |      |      |      |      |      |       |       |
|  <p><b>R27808L</b>      <b>R27808SR</b></p> <p><b>Three Seater - High Back w/Uph Arms (Left/Right)</b><br/>                     COM: 10.25 YD   9.37 M<br/>                     Unit weight: 148 LB   67.3 KG<br/>                     Carton weight: 180.5 LB   81.87 KG<br/>                     Carton volume: 76.75 FT<sup>3</sup>   2.17 MT<sup>3</sup></p> | <p>For power/USB unit, please see electrical placement chart.</p> <p>Includes ganging hardware (1 side only).</p> <p>Add \$155, \$84 for (S2), (SE)<br/>                     Add \$1067 for 72 lbs. (CW), (C6)<br/>                     Add \$179 for (SU) or \$655 for (BS)<br/>                     Add \$28 for (TP)<br/>                     Add \$243 for (MB)</p> | <p><b>R27808L</b></p> <p><b>R27808R</b></p> <p><b>R27808SL</b></p> <p><b>R27808SR</b></p> <p>shelf model in W81.5 D41 H41.5   MM W2070 D1041 H1054</p>  | 4783                    | 5111 | 5388 | 5706 | 6229 | 6710 | 7192 | 7612 | 8135 | 8627 | 9293  | 10236 |
|   |   | <p><b>OVERALL DIMENSIONS</b></p> <p>W      D      H</p> <p>IN 81.5      30.5      41.5<br/>                     MM 2070      775      1054</p> <p><b>SEAT DIMENSIONS</b></p> <p>W      D      H</p> <p>IN 78      19      18<br/>                     MM 1981      483      457</p> <p><b>BACK DIMENSIONS</b></p> <p>W      H</p> <p>IN 78      23.5<br/>                     MM 1981      597</p> <p><b>RTA 00</b>      1 per carton</p> |                         |      |      |      |      |      |      |      |      |      |       |       |
|  <p><b>R27809</b>      <b>R27809S</b></p> <p><b>Three Seater - Extended Back</b><br/>                     COM: 10 YD   9.14 M<br/>                     Unit weight: 135 LB   61.4 KG<br/>                     Carton weight: 165 LB   74.84 KG<br/>                     Carton volume: 79.25 FT<sup>3</sup>   2.24 MT<sup>3</sup></p>                            | <p>For power/USB unit, please see electrical placement chart.</p> <p>Includes ganging hardware (2 sides).</p> <p>Add \$143, \$84 for (S2), (SE)<br/>                     Add \$1067 for 72 lbs. (CW), (C6)<br/>                     Add \$179 for (SU) or \$655 for (BS)<br/>                     Add \$28 for (TP)<br/>                     Add \$243 for (MB)</p>     | <p><b>R27809</b></p> <p><b>R27809S</b></p> <p>shelf model in W78 D41.5 H47   MM W1981 D1054 H1194</p>   | 4764                    | 5084 | 5355 | 5664 | 6175 | 6644 | 7115 | 7524 | 8035 | 8515 | 9164  | 10084 |
|   |   | <p><b>OVERALL DIMENSIONS</b></p> <p>W      D      H</p> <p>IN 78      31      47<br/>                     MM 1981      787      1194</p> <p><b>SEAT DIMENSIONS</b></p> <p>W      D      H</p> <p>IN 78      19      18<br/>                     MM 1981      483      457</p> <p><b>BACK DIMENSIONS</b></p> <p>W      H</p> <p>IN 78      29<br/>                     MM 1981      737</p> <p><b>RTA 00</b>      1 per carton</p>         |                         |      |      |      |      |      |      |      |      |      |       |       |



| DESCRIPTION | FEATURES | MODEL# | STANDARD TEXTILE GRADES |   |   |   |   |   |   |   |   |    |    |    |
|-------------|----------|--------|-------------------------|---|---|---|---|---|---|---|---|----|----|----|
|             |          |        | 1                       | 2 | 3 | 4 | 5 | 6 | 7 | 8 | 9 | 10 | 11 | 12 |



**Three Seater - Extended Back w/Uph Arms**  
 COM: 12 YD | 10.97 M  
 Unit weight: 155 LB | 70.5 KG  
 Carton weight: 190 LB | 86.18 KG  
 Carton volume: 86.25 FT<sup>3</sup> | 2.44 MT<sup>3</sup>

For power/USB unit, please see electrical placement chart.

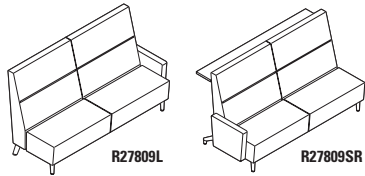
Ganging not available.

Add \$174, \$84 for **(S2)**, **(SE)**  
 Add \$1067 for 72 lbs. **(CW)**, **(C6)**  
 Add \$179 for **(SU)** or \$655 for **(BS)**  
 Add \$28 for **(TP)**  
 Add \$243 for **(MB)**

|                 |      |      |      |      |      |      |      |      |       |       |       |       |
|-----------------|------|------|------|------|------|------|------|------|-------|-------|-------|-------|
| <b>R27809B</b>  | 5358 | 5742 | 6067 | 6438 | 7051 | 7614 | 8179 | 8670 | 9283  | 9859  | 10638 | 11742 |
| <b>R27809SB</b> | 6106 | 6490 | 6815 | 7186 | 7799 | 8362 | 8927 | 9418 | 10031 | 10607 | 11386 | 12490 |

shelf model in W85 D41.5 H47 | MM W2159 D1054 H1194

|               | OVERALL DIMENSIONS |     |      | SEAT DIMENSIONS |     |     | BACK DIMENSIONS |     |  |  |  |  |
|---------------|--------------------|-----|------|-----------------|-----|-----|-----------------|-----|--|--|--|--|
|               | W                  | D   | H    | W               | D   | H   | W               | H   |  |  |  |  |
| IN            | 85                 | 31  | 47   | 78              | 19  | 18  | 78              | 29  |  |  |  |  |
| MM            | 2159               | 787 | 1194 | 1981            | 483 | 457 | 1981            | 737 |  |  |  |  |
| <b>RTA 00</b> | 1 per carton       |     |      |                 |     |     |                 |     |  |  |  |  |



**Three Seater - Extended Back w/Uph Arms (Left/Right)**  
 COM: 11 YD | 10.06 M  
 Unit weight: 145 LB | 65.9 KG  
 Carton weight: 180 LB | 81.65 KG  
 Carton volume: 86.25 FT<sup>3</sup> | 2.44 MT<sup>3</sup>

For power/USB unit, please see electrical placement chart.

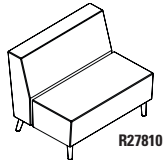
Includes ganging hardware (1 side only).

Add \$162, \$84 for **(S2)**, **(SE)**  
 Add \$1067 for 72 lbs. **(CW)**, **(C6)**  
 Add \$179 for **(SU)** or \$655 for **(BS)**  
 Add \$28 for **(TP)**  
 Add \$243 for **(MB)**

|                 |      |      |      |      |      |      |      |      |      |      |       |       |
|-----------------|------|------|------|------|------|------|------|------|------|------|-------|-------|
| <b>R27809L</b>  | 5061 | 5413 | 5711 | 6051 | 6613 | 7129 | 7647 | 8097 | 8659 | 9187 | 9901  | 10913 |
| <b>R27809SR</b> | 5809 | 6161 | 6459 | 6799 | 7361 | 7877 | 8395 | 8845 | 9407 | 9935 | 10649 | 11661 |

shelf model in W81.5 D41.5 H47 | MM W2070 D1054 H1194

|               | OVERALL DIMENSIONS |     |      | SEAT DIMENSIONS |     |     | BACK DIMENSIONS |     |  |  |  |  |
|---------------|--------------------|-----|------|-----------------|-----|-----|-----------------|-----|--|--|--|--|
|               | W                  | D   | H    | W               | D   | H   | W               | H   |  |  |  |  |
| IN            | 81.5               | 31  | 47   | 78              | 19  | 18  | 78              | 29  |  |  |  |  |
| MM            | 2070               | 787 | 1194 | 1981            | 483 | 457 | 1981            | 737 |  |  |  |  |
| <b>RTA 00</b> | 1 per carton       |     |      |                 |     |     |                 |     |  |  |  |  |



**Bariatric Lounge Chair - Standard Back**  
 COM: 4.25 YD | 3.89 M  
 Unit weight: 69 LB | 31.4 KG  
 Carton weight: 90 LB | 40.82 KG  
 Carton volume: 28.75 FT<sup>3</sup> | 0.81 MT<sup>3</sup>

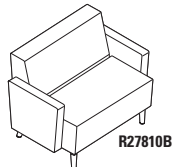
For power/USB unit, please see electrical placement chart.

Includes ganging hardware (2 sides).

Add \$61, \$52 for **(S2)**, **(SE)**  
 Add \$533 for 36 lbs. **(CW)**  
 Add \$83 for **(SU)** or \$387 for **(BS)**  
 Add \$28 for **(TP)**  
 Add \$122 for **(MB)**

|               |      |      |      |      |      |      |      |      |      |      |      |      |
|---------------|------|------|------|------|------|------|------|------|------|------|------|------|
| <b>R27810</b> | 2303 | 2439 | 2554 | 2686 | 2902 | 3102 | 3302 | 3476 | 3693 | 3897 | 4173 | 4564 |
|---------------|------|------|------|------|------|------|------|------|------|------|------|------|

|               | OVERALL DIMENSIONS |     |     | SEAT DIMENSIONS |     |     | BACK DIMENSIONS |     |  |  |  |  |
|---------------|--------------------|-----|-----|-----------------|-----|-----|-----------------|-----|--|--|--|--|
|               | W                  | D   | H   | W               | D   | H   | W               | H   |  |  |  |  |
| IN            | 39                 | 30  | 32  | 39              | 19  | 18  | 39              | 14  |  |  |  |  |
| MM            | 991                | 762 | 813 | 991             | 483 | 457 | 991             | 356 |  |  |  |  |
| <b>RTA 00</b> | 1 per carton       |     |     |                 |     |     |                 |     |  |  |  |  |



**Bariatric Lounge Chair - Standard Back w/Uph Arms**  
 COM: 6.25 YD | 5.72 M  
 Unit weight: 89 LB | 40.5 KG  
 Carton weight: 108 LB | 48.99 KG  
 Carton volume: 33 FT<sup>3</sup> | 0.93 MT<sup>3</sup>

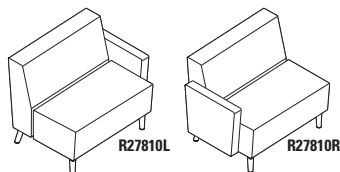
For power/USB unit, please see electrical placement chart.

Ganging not available.

Add \$102, \$52 for **(S2)**, **(SE)**  
 Add \$533 for 36 lbs. **(CW)**  
 Add \$83 for **(SU)** or \$387 for **(BS)**  
 Add \$28 for **(TP)**  
 Add \$122 for **(MB)**

|                |      |      |      |      |      |      |      |      |      |      |      |      |
|----------------|------|------|------|------|------|------|------|------|------|------|------|------|
| <b>R27810B</b> | 2897 | 3097 | 3266 | 3460 | 3778 | 4072 | 4366 | 4622 | 4941 | 5241 | 5647 | 6222 |
|----------------|------|------|------|------|------|------|------|------|------|------|------|------|

|               | OVERALL DIMENSIONS |     |     | SEAT DIMENSIONS |     |     | BACK DIMENSIONS |     |  |  |  |  |
|---------------|--------------------|-----|-----|-----------------|-----|-----|-----------------|-----|--|--|--|--|
|               | W                  | D   | H   | W               | D   | H   | W               | H   |  |  |  |  |
| IN            | 46                 | 30  | 32  | 39              | 19  | 18  | 39              | 14  |  |  |  |  |
| MM            | 1168               | 762 | 813 | 991             | 483 | 457 | 991             | 356 |  |  |  |  |
| <b>RTA 00</b> | 1 per carton       |     |     |                 |     |     |                 |     |  |  |  |  |



**Bariatric Lounge Chair - Standard Back w/Uph Arms (Left/Right)**  
 COM: 5.25 YD | 4.8 M  
 Unit weight: 79 LB | 35.9 KG  
 Carton weight: 98 LB | 44.45 KG  
 Carton volume: 33 FT<sup>3</sup> | 0.93 MT<sup>3</sup>


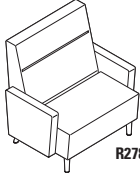
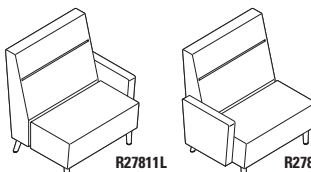
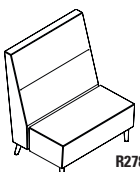
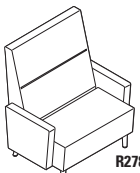
For power/USB unit, please see electrical placement chart.

Includes ganging hardware (1 side only).

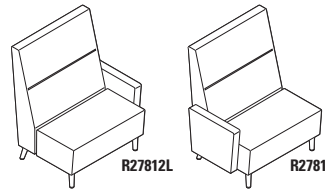
Add \$82, \$52 for **(S2)**, **(SE)**  
 Add \$533 for 36 lbs. **(CW)**  
 Add \$83 for **(SU)** or \$387 for **(BS)**  
 Add \$28 for **(TP)**  
 Add \$122 for **(MB)**

|                |      |      |      |      |      |      |      |      |      |      |      |      |
|----------------|------|------|------|------|------|------|------|------|------|------|------|------|
| <b>R27810L</b> | 2600 | 2768 | 2910 | 3073 | 3340 | 3587 | 3834 | 4049 | 4317 | 4569 | 4910 | 5393 |
| <b>R27810R</b> |      |      |      |      |      |      |      |      |      |      |      |      |

|               | OVERALL DIMENSIONS |     |     | SEAT DIMENSIONS |     |     | BACK DIMENSIONS |     |  |  |  |  |
|---------------|--------------------|-----|-----|-----------------|-----|-----|-----------------|-----|--|--|--|--|
|               | W                  | D   | H   | W               | D   | H   | W               | H   |  |  |  |  |
| IN            | 42.5               | 30  | 32  | 39              | 19  | 18  | 39              | 14  |  |  |  |  |
| MM            | 1080               | 762 | 813 | 991             | 483 | 457 | 991             | 356 |  |  |  |  |
| <b>RTA 00</b> | 1 per carton       |     |     |                 |     |     |                 |     |  |  |  |  |

| DESCRIPTION  | FEATURES   | MODEL#  | STANDARD TEXTILE GRADES |      |      |                 |      |      |                 |      |      |      |      |      |   |   |   |   |       |      |      |    |    |    |    |      |         |     |      |     |     |     |
|--|--|---|-------------------------|------|------|-----------------|------|------|-----------------|------|------|------|------|------|---|---|---|---|-------|------|------|----|----|----|----|------|---------|-----|------|-----|-----|-----|
|  |  |   | 1                       | 2    | 3    | 4               | 5    | 6    | 7               | 8    | 9    | 10   | 11   | 12   |   |   |   |   |       |      |      |    |    |    |    |      |         |     |      |     |     |     |
|  <p><b>R27811</b></p> <p><b>Bariatric Lounge Chair - High Back</b><br/>                     COM: 4.75 YD   4.34 M<br/>                     Unit weight: 77 LB   35 KG<br/>                     Carton weight: 98 LB   44.45 KG<br/>                     Carton volume: 36 FT<sup>3</sup>   1.01 MT<sup>3</sup></p>  | <p>For power/USB unit, please see electrical placement chart.</p> <p>Includes ganging hardware (2 sides).</p> <p>Add \$81, \$52 for <b>(S2)</b>, <b>(SE)</b><br/>                     Add \$533 for 36 lbs. <b>(CW)</b><br/>                     Add \$83 for <b>(SU)</b> or \$387 for <b>(BS)</b><br/>                     Add \$28 for <b>(TP)</b><br/>                     Add \$122 for <b>(MB)</b></p>      | <b>R27811</b>   | 2585                    | 2737 | 2865 | 3013            | 3255 | 3478 | 3701            | 3896 | 4138 | 4366 | 4675 | 5112 |   |   |   |   |       |      |      |    |    |    |    |      |         |     |      |     |     |     |
|  |  | <table border="1"> <thead> <tr> <th colspan="3">OVERALL DIMENSIONS</th> <th colspan="3">SEAT DIMENSIONS</th> <th colspan="2">BACK DIMENSIONS</th> </tr> <tr> <th>W</th> <th>D</th> <th>H</th> <th>W</th> <th>D</th> <th>H</th> <th>W</th> <th>H</th> </tr> </thead> <tbody> <tr> <td>IN 39</td> <td>30.5</td> <td>41.5</td> <td>39</td> <td>19</td> <td>18</td> <td>39</td> <td>23.5</td> </tr> <tr> <td>MM 991</td> <td>775</td> <td>1054</td> <td>991</td> <td>483</td> <td>457</td> <td>991</td> <td>597</td> </tr> </tbody> </table> <p><b>RTA 00</b> 1 per carton</p>  | OVERALL DIMENSIONS      |      |      | SEAT DIMENSIONS |      |      | BACK DIMENSIONS |      | W    | D    | H    | W    | D | H | W | H | IN 39 | 30.5 | 41.5 | 39 | 19 | 18 | 39 | 23.5 | MM 991  | 775 | 1054 | 991 | 483 | 457 |
| OVERALL DIMENSIONS   |  |   | SEAT DIMENSIONS         |      |      | BACK DIMENSIONS |      |      |                 |      |      |      |      |      |   |   |   |   |       |      |      |    |    |    |    |      |         |     |      |     |     |     |
| W  | D  | H   | W                       | D    | H    | W               | H    |      |                 |      |      |      |      |      |   |   |   |   |       |      |      |    |    |    |    |      |         |     |      |     |     |     |
| IN 39  | 30.5   | 41.5  | 39                      | 19   | 18   | 39              | 23.5 |      |                 |      |      |      |      |      |   |   |   |   |       |      |      |    |    |    |    |      |         |     |      |     |     |     |
| MM 991   | 775  | 1054  | 991                     | 483  | 457  | 991             | 597  |      |                 |      |      |      |      |      |   |   |   |   |       |      |      |    |    |    |    |      |         |     |      |     |     |     |
|  <p><b>R27811B</b></p> <p><b>Bariatric Lounge Chair - High Back w/Uph Arms</b><br/>                     COM: 6.75 YD   6.17 M<br/>                     Unit weight: 97 LB   44.1 KG<br/>                     Carton weight: 117.5 LB   53.3 KG<br/>                     Carton volume: 42.25 FT<sup>3</sup>   1.19 MT<sup>3</sup></p>                                   | <p>For power/USB unit, please see electrical placement chart.</p> <p>Ganging not available.</p> <p>Add \$120, \$52 for <b>(S2)</b>, <b>(SE)</b><br/>                     Add \$533 for 36 lbs. <b>(CW)</b><br/>                     Add \$83 for <b>(SU)</b> or \$387 for <b>(BS)</b><br/>                     Add \$28 for <b>(TP)</b><br/>                     Add \$122 for <b>(MB)</b></p>                   | <b>R27811B</b>  | 3179                    | 3395 | 3577 | 3787            | 4131 | 4448 | 4765            | 5042 | 5386 | 5710 | 6149 | 6770 |   |   |   |   |       |      |      |    |    |    |    |      |         |     |      |     |     |     |
|  |  | <table border="1"> <thead> <tr> <th colspan="3">OVERALL DIMENSIONS</th> <th colspan="3">SEAT DIMENSIONS</th> <th colspan="2">BACK DIMENSIONS</th> </tr> <tr> <th>W</th> <th>D</th> <th>H</th> <th>W</th> <th>D</th> <th>H</th> <th>W</th> <th>H</th> </tr> </thead> <tbody> <tr> <td>IN 46</td> <td>30.5</td> <td>41.5</td> <td>39</td> <td>19</td> <td>18</td> <td>39</td> <td>23.5</td> </tr> <tr> <td>MM 1168</td> <td>775</td> <td>1054</td> <td>991</td> <td>483</td> <td>457</td> <td>991</td> <td>597</td> </tr> </tbody> </table> <p><b>RTA 00</b> 1 per carton</p> | OVERALL DIMENSIONS      |      |      | SEAT DIMENSIONS |      |      | BACK DIMENSIONS |      | W    | D    | H    | W    | D | H | W | H | IN 46 | 30.5 | 41.5 | 39 | 19 | 18 | 39 | 23.5 | MM 1168 | 775 | 1054 | 991 | 483 | 457 |
| OVERALL DIMENSIONS   |  |   | SEAT DIMENSIONS         |      |      | BACK DIMENSIONS |      |      |                 |      |      |      |      |      |   |   |   |   |       |      |      |    |    |    |    |      |         |     |      |     |     |     |
| W  | D  | H   | W                       | D    | H    | W               | H    |      |                 |      |      |      |      |      |   |   |   |   |       |      |      |    |    |    |    |      |         |     |      |     |     |     |
| IN 46  | 30.5   | 41.5  | 39                      | 19   | 18   | 39              | 23.5 |      |                 |      |      |      |      |      |   |   |   |   |       |      |      |    |    |    |    |      |         |     |      |     |     |     |
| MM 1168  | 775  | 1054  | 991                     | 483  | 457  | 991             | 597  |      |                 |      |      |      |      |      |   |   |   |   |       |      |      |    |    |    |    |      |         |     |      |     |     |     |
|  <p><b>R27811L</b>      <b>R27811R</b></p> <p><b>Bariatric Lounge Chair - High Back w/Uph Arms (Left/Right)</b><br/>                     COM: 5.75 YD   5.26 M<br/>                     Unit weight: 87 LB   39.5 KG<br/>                     Carton weight: 107.5 LB   48.76 KG<br/>                     Carton volume: 42.25 FT<sup>3</sup>   1.19 MT<sup>3</sup></p> | <p>For power/USB unit, please see electrical placement chart.</p> <p>Includes ganging hardware (1 side only).</p> <p>Add \$100, \$52 for <b>(S2)</b>, <b>(SE)</b><br/>                     Add \$533 for 36 lbs. <b>(CW)</b><br/>                     Add \$83 for <b>(SU)</b> or \$387 for <b>(BS)</b><br/>                     Add \$28 for <b>(TP)</b><br/>                     Add \$122 for <b>(MB)</b></p> | <b>R27811L</b>  | 2882                    | 3066 | 3221 | 3400            | 3693 | 3963 | 4233            | 4469 | 4762 | 5038 | 5412 | 5941 |   |   |   |   |       |      |      |    |    |    |    |      |         |     |      |     |     |     |
|  |  | <b>R27811R</b>  |                         |      |      |                 |      |      |                 |      |      |      |      |      |   |   |   |   |       |      |      |    |    |    |    |      |         |     |      |     |     |     |
|  <p><b>R27812</b></p> <p><b>Bariatric Lounge Chair - Extended Back</b><br/>                     COM: 5.25 YD   4.8 M<br/>                     Unit weight: 91 LB   41.4 KG<br/>                     Carton weight: 115 LB   52.16 KG<br/>                     Carton volume: 41 FT<sup>3</sup>   1.16 MT<sup>3</sup></p>  | <p>For power/USB unit, please see electrical placement chart.</p> <p>Includes ganging hardware (2 sides).</p> <p>Add \$85, \$52 for <b>(S2)</b>, <b>(SE)</b><br/>                     Add \$533 for 36 lbs. <b>(CW)</b><br/>                     Add \$83 for <b>(SU)</b> or \$387 for <b>(BS)</b><br/>                     Add \$28 for <b>(TP)</b><br/>                     Add \$122 for <b>(MB)</b></p>      | <b>R27812</b>   | 2697                    | 2865 | 3007 | 3170            | 3437 | 3684 | 3931            | 4146 | 4414 | 4666 | 5007 | 5490 |   |   |   |   |       |      |      |    |    |    |    |      |         |     |      |     |     |     |
|  |  | <table border="1"> <thead> <tr> <th colspan="3">OVERALL DIMENSIONS</th> <th colspan="3">SEAT DIMENSIONS</th> <th colspan="2">BACK DIMENSIONS</th> </tr> <tr> <th>W</th> <th>D</th> <th>H</th> <th>W</th> <th>D</th> <th>H</th> <th>W</th> <th>H</th> </tr> </thead> <tbody> <tr> <td>IN 39</td> <td>31</td> <td>47</td> <td>39</td> <td>19</td> <td>18</td> <td>39</td> <td>29</td> </tr> <tr> <td>MM 991</td> <td>787</td> <td>1194</td> <td>991</td> <td>483</td> <td>457</td> <td>991</td> <td>737</td> </tr> </tbody> </table> <p><b>RTA 00</b> 1 per carton</p>        | OVERALL DIMENSIONS      |      |      | SEAT DIMENSIONS |      |      | BACK DIMENSIONS |      | W    | D    | H    | W    | D | H | W | H | IN 39 | 31   | 47   | 39 | 19 | 18 | 39 | 29   | MM 991  | 787 | 1194 | 991 | 483 | 457 |
| OVERALL DIMENSIONS   |  |   | SEAT DIMENSIONS         |      |      | BACK DIMENSIONS |      |      |                 |      |      |      |      |      |   |   |   |   |       |      |      |    |    |    |    |      |         |     |      |     |     |     |
| W  | D  | H   | W                       | D    | H    | W               | H    |      |                 |      |      |      |      |      |   |   |   |   |       |      |      |    |    |    |    |      |         |     |      |     |     |     |
| IN 39  | 31   | 47  | 39                      | 19   | 18   | 39              | 29   |      |                 |      |      |      |      |      |   |   |   |   |       |      |      |    |    |    |    |      |         |     |      |     |     |     |
| MM 991   | 787  | 1194  | 991                     | 483  | 457  | 991             | 737  |      |                 |      |      |      |      |      |   |   |   |   |       |      |      |    |    |    |    |      |         |     |      |     |     |     |
|  <p><b>R27812B</b></p> <p><b>Bariatric Lounge Chair - Extended Back w/Uph Arms</b><br/>                     COM: 7.25 YD   6.63 M<br/>                     Unit weight: 111 LB   50.5 KG<br/>                     Carton weight: 132.5 LB   60.1 KG<br/>                     Carton volume: 47.25 FT<sup>3</sup>   1.33 MT<sup>3</sup></p>                            | <p>For power/USB unit, please see electrical placement chart.</p> <p>Ganging not available.</p> <p>Add \$127, \$52 for <b>(S2)</b>, <b>(SE)</b><br/>                     Add \$533 for 36 lbs. <b>(CW)</b><br/>                     Add \$83 for <b>(SU)</b> or \$387 for <b>(BS)</b><br/>                     Add \$28 for <b>(TP)</b><br/>                     Add \$122 for <b>(MB)</b></p>                   | <b>R27812B</b>  | 3291                    | 3523 | 3719 | 3944            | 4313 | 4654 | 4995            | 5292 | 5662 | 6010 | 6481 | 7148 |   |   |   |   |       |      |      |    |    |    |    |      |         |     |      |     |     |     |
|  |  | <table border="1"> <thead> <tr> <th colspan="3">OVERALL DIMENSIONS</th> <th colspan="3">SEAT DIMENSIONS</th> <th colspan="2">BACK DIMENSIONS</th> </tr> <tr> <th>W</th> <th>D</th> <th>H</th> <th>W</th> <th>D</th> <th>H</th> <th>W</th> <th>H</th> </tr> </thead> <tbody> <tr> <td>IN 46</td> <td>31</td> <td>47</td> <td>39</td> <td>19</td> <td>18</td> <td>39</td> <td>29</td> </tr> <tr> <td>MM 1168</td> <td>787</td> <td>1194</td> <td>991</td> <td>483</td> <td>457</td> <td>991</td> <td>737</td> </tr> </tbody> </table> <p><b>RTA 00</b> 1 per carton</p>       | OVERALL DIMENSIONS      |      |      | SEAT DIMENSIONS |      |      | BACK DIMENSIONS |      | W    | D    | H    | W    | D | H | W | H | IN 46 | 31   | 47   | 39 | 19 | 18 | 39 | 29   | MM 1168 | 787 | 1194 | 991 | 483 | 457 |
| OVERALL DIMENSIONS   |  |   | SEAT DIMENSIONS         |      |      | BACK DIMENSIONS |      |      |                 |      |      |      |      |      |   |   |   |   |       |      |      |    |    |    |    |      |         |     |      |     |     |     |
| W  | D  | H   | W                       | D    | H    | W               | H    |      |                 |      |      |      |      |      |   |   |   |   |       |      |      |    |    |    |    |      |         |     |      |     |     |     |
| IN 46  | 31   | 47  | 39                      | 19   | 18   | 39              | 29   |      |                 |      |      |      |      |      |   |   |   |   |       |      |      |    |    |    |    |      |         |     |      |     |     |     |
| MM 1168  | 787  | 1194  | 991                     | 483  | 457  | 991             | 737  |      |                 |      |      |      |      |      |   |   |   |   |       |      |      |    |    |    |    |      |         |     |      |     |     |     |

DESCRIPTION FEATURES MODEL# STANDARD TEXTILE GRADES



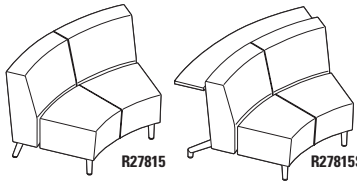
**Bariatric Lounge Chair - Extended Back w/Uph Arms (Left/Right)**  
 COM: 6.25 YD | 5.72 M  
 Unit weight: 101 LB | 45.9 KG  
 Carton weight: 122.5 LB | 55.57 KG  
 Carton volume: 47.25 FT<sup>3</sup> | 1.33 MT<sup>3</sup>

For power/USB unit, please see electrical placement chart.

Includes ganging hardware (1 side only).

Add \$106, \$52 for **(S2)**, **(SE)**  
 Add \$533 for 36 lbs. **(CW)**  
 Add \$83 for **(SU)** or \$387 for **(BS)**  
 Add \$28 for **(TP)**  
 Add \$122 for **(MB)**

|                           | 1            | 2        | 3                      | 4        | 5        | 6                      | 7        | 8        | 9    | 10   | 11   | 12   |
|---------------------------|--------------|----------|------------------------|----------|----------|------------------------|----------|----------|------|------|------|------|
| <b>R27812L</b>            | 2994         | 3194     | 3363                   | 3557     | 3875     | 4169                   | 4463     | 4719     | 5038 | 5338 | 5744 | 6319 |
| <b>R27812R</b>            |              |          |                        |          |          |                        |          |          |      |      |      |      |
| <b>OVERALL DIMENSIONS</b> |              |          | <b>SEAT DIMENSIONS</b> |          |          | <b>BACK DIMENSIONS</b> |          |          |      |      |      |      |
|                           | <b>W</b>     | <b>D</b> | <b>H</b>               | <b>W</b> | <b>D</b> | <b>H</b>               | <b>W</b> | <b>H</b> |      |      |      |      |
| IN                        | 42.5         | 31       | 47                     | 39       | 19       | 18                     | 39       | 29       |      |      |      |      |
| MM                        | 1080         | 787      | 1194                   | 991      | 483      | 457                    | 991      | 737      |      |      |      |      |
| <b>RTA 00</b>             | 1 per carton |          |                        |          |          |                        |          |          |      |      |      |      |



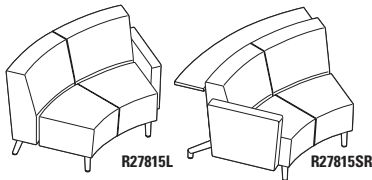
**IS Curve Two Seater - Standard Back**  
 COM: 5 YD | 4.57 M  
 Unit weight: 67 LB | 30.5 KG  
 Carton weight: 93 LB | 42.18 KG  
 Carton volume: 42.75 FT<sup>3</sup> | 1.21 MT<sup>3</sup>

For power/USB unit, please see electrical placement chart.

Includes ganging hardware (2 sides).

Add \$85, \$61 for **(S2)**, **(SE)**  
 Add \$1067 for 72 lbs. **(CW)**, **(C6)**  
 Add \$108 for **(SU)** or \$446 for **(BS)**  
 Add \$35 for **(TP)**  
 Add \$161 for **(MB)**

|  | 1            | 2        | 3                      | 4        | 5        | 6                      | 7        | 8        | 9    | 10   | 11   | 12   |
|--|--------------|----------|------------------------|----------|----------|------------------------|----------|----------|------|------|------|------|
| <b>R27815</b>                                      | 2643         | 2803     | 2938                   | 3093     | 3348     | 3583                   | 3818     | 4023     | 4278 | 4518 | 4843 | 5303 |
| <b>R27815S</b>                                     | 3561         | 3721     | 3856                   | 4011     | 4266     | 4501                   | 4736     | 4941     | 5196 | 5436 | 5761 | 6221 |
| shelf model IN W58 D40.5 H32   MM W1473 D1029 H813 |              |          |                        |          |          |                        |          |          |      |      |      |      |
| <b>OVERALL DIMENSIONS</b>                          |              |          | <b>SEAT DIMENSIONS</b> |          |          | <b>BACK DIMENSIONS</b> |          |          |      |      |      |      |
|  | <b>W</b>     | <b>D</b> | <b>H</b>               | <b>W</b> | <b>D</b> | <b>H</b>               | <b>W</b> | <b>H</b> |      |      |      |      |
| IN   | 50.5         | 30       | 32                     | 42       | 19       | 18                     | 51       | 14       |      |      |      |      |
| MM   | 1283         | 762      | 813                    | 1067     | 483      | 457                    | 1295     | 356      |      |      |      |      |
| <b>RTA 00</b>                                      | 1 per carton |          |                        |          |          |                        |          |          |      |      |      |      |



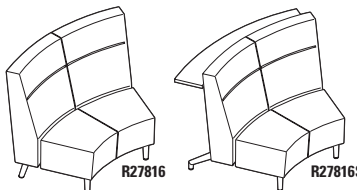
**IS Curve Two Seater - Standard Back w/Uph Arms (Left/Right)**  
 COM: 6 YD | 5.49 M  
 Unit weight: 77 LB | 35 KG  
 Carton weight: 102 LB | 46.27 KG  
 Carton volume: 43.5 FT<sup>3</sup> | 1.23 MT<sup>3</sup>

For power/USB unit, please see electrical placement chart.

Includes ganging hardware (1 side only).

Add \$106, \$61 for **(S2)**, **(SE)**  
 Add \$1067 for 72 lbs. **(CW)**, **(C6)**  
 Add \$108 for **(SU)** or \$446 for **(BS)**  
 Add \$35 for **(TP)**  
 Add \$161 for **(MB)**

|  | 1            | 2        | 3                      | 4        | 5        | 6                      | 7        | 8        | 9    | 10   | 11   | 12   |
|--|--------------|----------|------------------------|----------|----------|------------------------|----------|----------|------|------|------|------|
| <b>R27815L</b>                                       | 2940         | 3132     | 3294                   | 3480     | 3786     | 4068                   | 4350     | 4596     | 4902 | 5190 | 5580 | 6132 |
| <b>R27815R</b>                                       |              |          |                        |          |          |                        |          |          |      |      |      |      |
| <b>R27815SL</b>                                      | 3858         | 4050     | 4212                   | 4398     | 4704     | 4986                   | 5268     | 5514     | 5820 | 6108 | 6498 | 7050 |
| <b>R27815SR</b>                                      |              |          |                        |          |          |                        |          |          |      |      |      |      |
| shelf model IN W61.5 D40.5 H32   MM W1562 D1029 H813 |              |          |                        |          |          |                        |          |          |      |      |      |      |
| <b>OVERALL DIMENSIONS</b>                            |              |          | <b>SEAT DIMENSIONS</b> |          |          | <b>BACK DIMENSIONS</b> |          |          |      |      |      |      |
|  | <b>W</b>     | <b>D</b> | <b>H</b>               | <b>W</b> | <b>D</b> | <b>H</b>               | <b>W</b> | <b>H</b> |      |      |      |      |
| IN   | 54           | 30       | 32                     | 42       | 19       | 18                     | 51       | 14       |      |      |      |      |
| MM   | 1372         | 762      | 813                    | 1067     | 483      | 457                    | 1295     | 356      |      |      |      |      |
| <b>RTA 00</b>  | 1 per carton |          |                        |          |          |                        |          |          |      |      |      |      |



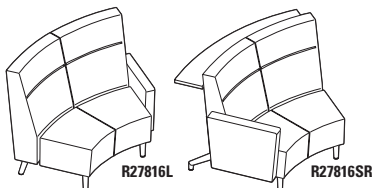
**IS Curve Two Seater - High Back**  
 COM: 6.5 YD | 5.94 M  
 Unit weight: 88 LB | 40 KG  
 Carton weight: 115 LB | 52.16 KG  
 Carton volume: 55.5 FT<sup>3</sup> | 1.57 MT<sup>3</sup>

For power/USB unit, please see electrical placement chart.

Includes ganging hardware (2 sides).

Add \$115, \$61 for **(S2)**, **(SE)**  
 Add \$1067 for 72 lbs. **(CW)**, **(C6)**  
 Add \$108 for **(SU)** or \$446 for **(BS)**  
 Add \$35 for **(TP)**  
 Add \$161 for **(MB)**

|   | 1            | 2        | 3                      | 4        | 5        | 6                      | 7        | 8        | 9    | 10   | 11   | 12   |
|---|--------------|----------|------------------------|----------|----------|------------------------|----------|----------|------|------|------|------|
| <b>R27816</b>   | 3185         | 3361     | 3510                   | 3680     | 3961     | 4219                   | 4478     | 4703     | 4984 | 5248 | 5605 | 6111 |
| <b>R27816S</b>  | 4101         | 4277     | 4426                   | 4596     | 4877     | 5135                   | 5394     | 5619     | 5900 | 6164 | 6521 | 7027 |
| shelf model IN W58.5 D41 H41.5   MM W1486 D1041 H1054 |              |          |                        |          |          |                        |          |          |      |      |      |      |
| <b>OVERALL DIMENSIONS</b>                             |              |          | <b>SEAT DIMENSIONS</b> |          |          | <b>BACK DIMENSIONS</b> |          |          |      |      |      |      |
|   | <b>W</b>     | <b>D</b> | <b>H</b>               | <b>W</b> | <b>D</b> | <b>H</b>               | <b>W</b> | <b>H</b> |      |      |      |      |
| IN  | 51           | 30.5     | 41.5                   | 42       | 19       | 18                     | 51       | 23.5     |      |      |      |      |
| MM  | 1295         | 775      | 1054                   | 1067     | 483      | 457                    | 1295     | 597      |      |      |      |      |
| <b>RTA 00</b>   | 1 per carton |          |                        |          |          |                        |          |          |      |      |      |      |



**IS Curve Two Seater - High Back w/Uph Arms (Left/Right)**  
 COM: 6.5 YD | 5.94 M  
 Unit weight: 88 LB | 40 KG  
 Carton weight: 115 LB | 52.16 KG  
 Carton volume: 55.5 FT<sup>3</sup> | 1.57 MT<sup>3</sup>

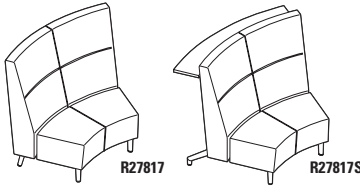
For power/USB unit, please see electrical placement chart.

Includes ganging hardware (1 side only).

Add \$134, \$61 for **(S2)**, **(SE)**  
 Add \$1067 for 72 lbs. **(CW)**, **(C6)**  
 Add \$108 for **(SU)** or \$446 for **(BS)**  
 Add \$35 for **(TP)**  
 Add \$161 for **(MB)**

|   | 1            | 2        | 3                      | 4        | 5        | 6                      | 7        | 8        | 9    | 10   | 11   | 12   |
|---|--------------|----------|------------------------|----------|----------|------------------------|----------|----------|------|------|------|------|
| <b>R27816L</b>                                      | 3482         | 3690     | 3866                   | 4067     | 4399     | 4704                   | 5010     | 5276     | 5608 | 5920 | 6342 | 6940 |
| <b>R27816R</b>                                      |              |          |                        |          |          |                        |          |          |      |      |      |      |
| <b>R27816SL</b>                                     | 4398         | 4606     | 4782                   | 4983     | 5315     | 5620                   | 5926     | 6192     | 6524 | 6836 | 7258 | 7856 |
| <b>R27816SR</b>                                     |              |          |                        |          |          |                        |          |          |      |      |      |      |
| shelf model IN W62 D41 H41.5   MM W1575 D1041 H1054 |              |          |                        |          |          |                        |          |          |      |      |      |      |
| <b>OVERALL DIMENSIONS</b>                           |              |          | <b>SEAT DIMENSIONS</b> |          |          | <b>BACK DIMENSIONS</b> |          |          |      |      |      |      |
|   | <b>W</b>     | <b>D</b> | <b>H</b>               | <b>W</b> | <b>D</b> | <b>H</b>               | <b>W</b> | <b>H</b> |      |      |      |      |
| IN  | 54.5         | 30.5     | 41.5                   | 42       | 19       | 18                     | 51       | 23.5     |      |      |      |      |
| MM  | 1384         | 775      | 1054                   | 1067     | 483      | 457                    | 1295     | 597      |      |      |      |      |
| <b>RTA 00</b>                                       | 1 per carton |          |                        |          |          |                        |          |          |      |      |      |      |

DESCRIPTION FEATURES MODEL# STANDARD TEXTILE GRADES



**IS Curve Two Seater - Extended Back**  
 COM: 6 YD | 5.49 M  
 Unit weight: 84 LB | 38.2 KG  
 Carton weight: 118 LB | 53.52 KG  
 Carton volume: 61 FT³ | 1.72 MT³

For power/USB unit, please see electrical placement chart.  
 Includes ganging hardware (2 sides).

Add \$123, \$61 for (S2), (SE)  
 Add \$1067 for 72 lbs. (CW), (C6)  
 Add \$108 for (SU) or \$446 for (BS)  
 Add \$35 for (TP)  
 Add \$161 for (MB)

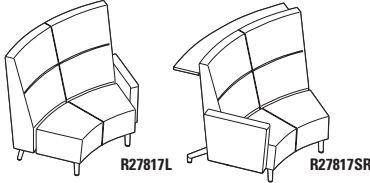
|                | 1    | 2    | 3    | 4    | 5    | 6    | 7    | 8    | 9    | 10   | 11   | 12   |
|----------------|------|------|------|------|------|------|------|------|------|------|------|------|
| <b>R27817</b>  | 3498 | 3690 | 3852 | 4038 | 4344 | 4626 | 4908 | 5154 | 5460 | 5748 | 6138 | 6690 |
| <b>R27817S</b> | 4414 | 4606 | 4768 | 4954 | 5260 | 5542 | 5824 | 6070 | 6376 | 6664 | 7054 | 7606 |

shelf model IN W59 D41.5 H47 | MM W1499 D1054 H1194

|  | OVERALL DIMENSIONS |   |   | SEAT DIMENSIONS |   |   | BACK DIMENSIONS |   |
|--|--------------------|---|---|-----------------|---|---|-----------------|---|
|  | W                  | D | H | W               | D | H | W               | H |

|    |      |     |      |      |     |     |      |     |
|----|------|-----|------|------|-----|-----|------|-----|
| IN | 51.5 | 31  | 47   | 42   | 19  | 18  | 51   | 29  |
| MM | 1308 | 787 | 1194 | 1067 | 483 | 457 | 1295 | 737 |

**RTA 00** 1 per carton



**IS Curve Two Seater - Extended Back w/Uph Arms (Left/Right)**  
 COM: 7 YD | 6.4 M  
 Unit weight: 94 LB | 42.7 KG  
 Carton weight: 122 LB | 55.34 KG  
 Carton volume: 62.25 FT³ | 1.76 MT³

For power/USB unit, please see electrical placement chart.  
 Includes ganging hardware (1 side only).

Add \$142, \$61 for (S2), (SE)  
 Add \$1067 for 72 lbs. (CW), (C6)  
 Add \$108 for (SU) or \$446 for (BS)  
 Add \$35 for (TP)  
 Add \$161 for (MB)

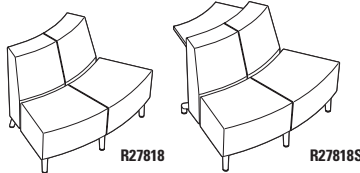
|                 | 1    | 2    | 3    | 4    | 5    | 6    | 7    | 8    | 9    | 10   | 11   | 12   |
|-----------------|------|------|------|------|------|------|------|------|------|------|------|------|
| <b>R27817L</b>  | 3795 | 4019 | 4208 | 4425 | 4782 | 5111 | 5440 | 5727 | 6084 | 6420 | 6875 | 7519 |
| <b>R27817R</b>  |      |      |      |      |      |      |      |      |      |      |      |      |
| <b>R27817SL</b> | 4711 | 4935 | 5124 | 5341 | 5698 | 6027 | 6356 | 6643 | 7000 | 7336 | 7791 | 8435 |
| <b>R27817SR</b> |      |      |      |      |      |      |      |      |      |      |      |      |

shelf model IN W62.5 D41.5 H47 | MM W1588 D1054 H1194

|  | OVERALL DIMENSIONS |   |   | SEAT DIMENSIONS |   |   | BACK DIMENSIONS |   |
|--|--------------------|---|---|-----------------|---|---|-----------------|---|
|  | W                  | D | H | W               | D | H | W               | H |

|    |      |     |      |      |     |     |      |     |
|----|------|-----|------|------|-----|-----|------|-----|
| IN | 54   | 31  | 47   | 42   | 19  | 18  | 51   | 29  |
| MM | 1372 | 787 | 1194 | 1067 | 483 | 457 | 1295 | 737 |

**RTA 00** 1 per carton



**OS Curve Two Seater - Standard Back**  
 COM: 4.25 YD | 3.89 M  
 Unit weight: 67 LB | 30.5 KG  
 Carton weight: 93 LB | 42.18 KG  
 Carton volume: 42.75 FT³ | 1.21 MT³

For power/USB unit, please see electrical placement chart.  
 Includes ganging hardware (2 sides).

Add \$75, \$68 for (S2), (SE)  
 Add \$1067 for 72 lbs. (CW), (C6)  
 Add \$108 for (SU) or \$536 for (BS)  
 Add \$35 for (TP)  
 Add \$161 for (MB)

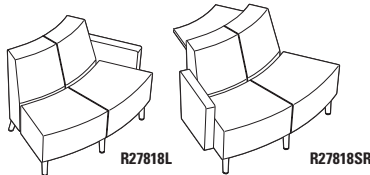
|                | 1    | 2    | 3    | 4    | 5    | 6    | 7    | 8    | 9    | 10   | 11   | 12   |
|----------------|------|------|------|------|------|------|------|------|------|------|------|------|
| <b>R27818</b>  | 2699 | 2835 | 2950 | 3082 | 3298 | 3498 | 3698 | 3872 | 4089 | 4293 | 4569 | 4960 |
| <b>R27818S</b> | 3198 | 3334 | 3449 | 3581 | 3797 | 3997 | 4197 | 4371 | 4588 | 4792 | 5068 | 5459 |

shelf model IN W50 D40.5 H32 | MM W1270 D1029 H813

|  | OVERALL DIMENSIONS |   |   | SEAT DIMENSIONS |   |   | BACK DIMENSIONS |   |
|--|--------------------|---|---|-----------------|---|---|-----------------|---|
|  | W                  | D | H | W               | D | H | W               | H |

|    |      |     |     |      |     |     |     |     |
|----|------|-----|-----|------|-----|-----|-----|-----|
| IN | 50   | 30  | 32  | 50   | 19  | 18  | 36  | 14  |
| MM | 1270 | 762 | 813 | 1270 | 483 | 457 | 914 | 356 |

**RTA 00** 1 per carton



**OS Curve Two Seater - Standard Back w/Uph Arms (Left/Right)**  
 COM: 5.25 YD | 4.8 M  
 Unit weight: 77 LB | 35 KG  
 Carton weight: 102 LB | 46.27 KG  
 Carton volume: 43.5 FT³ | 1.23 MT³

For power/USB unit, please see electrical placement chart.  
 Includes ganging hardware (1 side only).

Add \$96, \$68 for (S2), (SE)  
 Add \$1067 for 72 lbs. (CW), (C6)  
 Add \$108 for (SU) or \$536 for (BS)  
 Add \$35 for (TP)  
 Add \$161 for (MB)

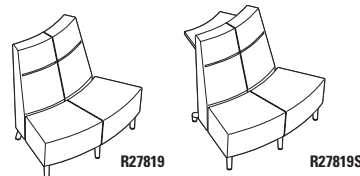
|                 | 1    | 2    | 3    | 4    | 5    | 6    | 7    | 8    | 9    | 10   | 11   | 12   |
|-----------------|------|------|------|------|------|------|------|------|------|------|------|------|
| <b>R27818L</b>  | 2996 | 3164 | 3306 | 3469 | 3736 | 3983 | 4230 | 4445 | 4713 | 4965 | 5306 | 5789 |
| <b>R27818R</b>  |      |      |      |      |      |      |      |      |      |      |      |      |
| <b>R27818SL</b> | 3495 | 3663 | 3805 | 3968 | 4235 | 4482 | 4729 | 4944 | 5212 | 5464 | 5805 | 6288 |
| <b>R27818SR</b> |      |      |      |      |      |      |      |      |      |      |      |      |

shelf model IN W53.5 D40.5 H32 | MM W1359 D1029 H813

|  | OVERALL DIMENSIONS |   |   | SEAT DIMENSIONS |   |   | BACK DIMENSIONS |   |
|--|--------------------|---|---|-----------------|---|---|-----------------|---|
|  | W                  | D | H | W               | D | H | W               | H |

|    |      |     |     |      |     |     |     |     |
|----|------|-----|-----|------|-----|-----|-----|-----|
| IN | 53.5 | 30  | 32  | 50   | 19  | 18  | 36  | 14  |
| MM | 1359 | 762 | 813 | 1270 | 483 | 457 | 914 | 356 |

**RTA 00** 1 per carton



**OS Curve Two Seater - High Back**  
 COM: 5.25 YD | 4.8 M  
 Unit weight: 73 LB | 33.2 KG  
 Carton weight: 101 LB | 45.81 KG  
 Carton volume: 53.75 FT³ | 1.52 MT³

For power/USB unit, please see electrical placement chart.  
 Includes ganging hardware (2 sides).

Add \$99, \$68 for (S2), (SE)  
 Add \$1067 for 72 lbs. (CW), (C6)  
 Add \$108 for (SU) or \$536 for (BS)  
 Add \$35 for (TP)  
 Add \$161 for (MB)

|                | 1    | 2    | 3    | 4    | 5    | 6    | 7    | 8    | 9    | 10   | 11   | 12   |
|----------------|------|------|------|------|------|------|------|------|------|------|------|------|
| <b>R27819</b>  | 3242 | 3410 | 3552 | 3715 | 3982 | 4229 | 4476 | 4691 | 4959 | 5211 | 5552 | 6035 |
| <b>R27819S</b> | 3741 | 3909 | 4051 | 4214 | 4481 | 4728 | 4975 | 5190 | 5458 | 5710 | 6051 | 6534 |

shelf model IN W50 D41 H41.5 | MM W1270 D1041 H1054

|  | OVERALL DIMENSIONS |   |   | SEAT DIMENSIONS |   |   | BACK DIMENSIONS |   |
|--|--------------------|---|---|-----------------|---|---|-----------------|---|
|  | W                  | D | H | W               | D | H | W               | H |

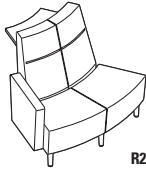
|    |      |      |      |      |     |     |     |      |
|----|------|------|------|------|-----|-----|-----|------|
| IN | 50   | 30.5 | 41.5 | 50   | 19  | 18  | 32  | 23.5 |
| MM | 1270 | 775  | 1054 | 1270 | 483 | 457 | 813 | 597  |

**RTA 00** 1 per carton

DESCRIPTION FEATURES MODEL# STANDARD TEXTILE GRADES



R27819L



R27819SR

**OS Curve Two Seater - High Back w/Uph Arms (Left/Right)**  
 COM: 6.25 YD | 5.72 M  
 Unit weight: 83 LB | 37.7 KG  
 Carton weight: 110 LB | 49.9 KG  
 Carton volume: 55.5 FT<sup>3</sup> | 1.57 MT<sup>3</sup>

For power/USB unit, please see electrical placement chart.

Includes ganging hardware (1 side only).

Add \$118, \$68 for **(S2), (SE)**  
 Add \$1067 for 72 lbs. **(CW), (C6)**  
 Add \$108 for **(SU)** or \$536 for **(BS)**  
 Add \$35 for **(TP)**  
 Add \$161 for **(MB)**

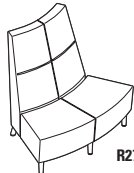
|                 | 1    | 2    | 3    | 4    | 5    | 6    | 7    | 8    | 9    | 10   | 11   | 12   |
|-----------------|------|------|------|------|------|------|------|------|------|------|------|------|
| <b>R27819L</b>  | 3539 | 3739 | 3908 | 4102 | 4420 | 4714 | 5008 | 5264 | 5583 | 5883 | 6289 | 6864 |
| <b>R27819R</b>  |      |      |      |      |      |      |      |      |      |      |      |      |
| <b>R27819SL</b> | 4038 | 4238 | 4407 | 4601 | 4919 | 5213 | 5507 | 5763 | 6082 | 6382 | 6788 | 7363 |
| <b>R27819SR</b> |      |      |      |      |      |      |      |      |      |      |      |      |

shelf model IN W53.5 D41 H41.5 | MM W1359 D1041 H1054

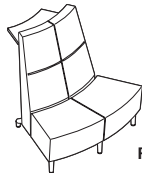
OVERALL DIMENSIONS SEAT DIMENSIONS BACK DIMENSIONS

|    | OVERALL DIMENSIONS |      |      | SEAT DIMENSIONS |     |     | BACK DIMENSIONS |      |
|----|--------------------|------|------|-----------------|-----|-----|-----------------|------|
|    | W                  | D    | H    | W               | D   | H   | W               | H    |
| IN | 53.5               | 30.5 | 41.5 | 50              | 19  | 18  | 32              | 23.5 |
| MM | 1359               | 775  | 1054 | 1270            | 483 | 457 | 813             | 597  |

**RTA 00** 1 per carton



R27820



R27820S

**OS Curve Two Seater - Extended Back**  
 COM: 6.25 YD | 5.72 M  
 Unit weight: 75 LB | 34.1 KG  
 Carton weight: 109 LB | 49.44 KG  
 Carton volume: 61 FT<sup>3</sup> | 1.72 MT<sup>3</sup>

For power/USB unit, please see electrical placement chart.

Includes ganging hardware (2 sides).

Add \$104, \$68 for **(S2), (SE)**  
 Add \$1067 for 72 lbs. **(CW), (C6)**  
 Add \$108 for **(SU)** or \$536 for **(BS)**  
 Add \$35 for **(TP)**  
 Add \$161 for **(MB)**

|                | 1    | 2    | 3    | 4    | 5    | 6    | 7    | 8    | 9    | 10   | 11   | 12   |
|----------------|------|------|------|------|------|------|------|------|------|------|------|------|
| <b>R27820</b>  | 3553 | 3753 | 3922 | 4116 | 4434 | 4728 | 5022 | 5278 | 5597 | 5897 | 6303 | 6878 |
| <b>R27820S</b> | 4052 | 4252 | 4421 | 4615 | 4933 | 5227 | 5521 | 5777 | 6096 | 6396 | 6802 | 7377 |

shelf model IN W50 D41.5 H47 | MM W1270 D1054 H1194

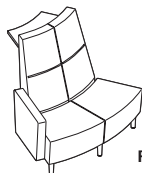
OVERALL DIMENSIONS SEAT DIMENSIONS BACK DIMENSIONS

|    | OVERALL DIMENSIONS |     |      | SEAT DIMENSIONS |     |     | BACK DIMENSIONS |     |
|----|--------------------|-----|------|-----------------|-----|-----|-----------------|-----|
|    | W                  | D   | H    | W               | D   | H   | W               | H   |
| IN | 50                 | 31  | 47   | 50              | 19  | 18  | 28              | 29  |
| MM | 1270               | 787 | 1194 | 1270            | 483 | 457 | 711             | 737 |

**RTA 00** 1 per carton



R27820L



R27820SR

**OS Curve Two Seater - Extended Back w/Uph Arms (Left/Right)**  
 COM: 7.25 YD | 6.63 M  
 Unit weight: 85 LB | 38.6 KG  
 Carton weight: 113 LB | 51.26 KG  
 Carton volume: 62.25 FT<sup>3</sup> | 1.76 MT<sup>3</sup>

For power/USB unit, please see electrical placement chart.

Includes ganging hardware (1 side only).

Add \$126, \$68 for **(S2), (SE)**  
 Add \$1067 for 72 lbs. **(CW), (C6)**  
 Add \$108 for **(SU)** or \$536 for **(BS)**  
 Add \$35 for **(TP)**  
 Add \$161 for **(MB)**

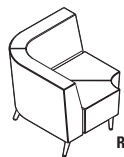
|                 | 1    | 2    | 3    | 4    | 5    | 6    | 7    | 8    | 9    | 10   | 11   | 12   |
|-----------------|------|------|------|------|------|------|------|------|------|------|------|------|
| <b>R27820L</b>  | 3850 | 4082 | 4278 | 4503 | 4872 | 5213 | 5554 | 5851 | 6221 | 6569 | 7040 | 7707 |
| <b>R27820R</b>  |      |      |      |      |      |      |      |      |      |      |      |      |
| <b>R27820SL</b> | 4349 | 4581 | 4777 | 5002 | 5371 | 5712 | 6053 | 6350 | 6720 | 7068 | 7539 | 8206 |
| <b>R27820SR</b> |      |      |      |      |      |      |      |      |      |      |      |      |

shelf model IN W53.5 D41.5 H47 | MM W1359 D1054 H1194

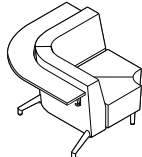
OVERALL DIMENSIONS SEAT DIMENSIONS BACK DIMENSIONS

|    | OVERALL DIMENSIONS |     |      | SEAT DIMENSIONS |     |     | BACK DIMENSIONS |     |
|----|--------------------|-----|------|-----------------|-----|-----|-----------------|-----|
|    | W                  | D   | H    | W               | D   | H   | W               | H   |
| IN | 53.5               | 31  | 47   | 50              | 19  | 18  | 28              | 29  |
| MM | 1359               | 787 | 1194 | 1270            | 483 | 457 | 711             | 737 |

**RTA 00** 1 per carton



R27821



R27821S

**90° Corner - Standard Back**  
 COM: 6 YD | 5.49 M  
 Unit weight: 79 LB | 35.9 KG  
 Carton weight: 105 LB | 47.63 KG  
 Carton volume: 35.5 FT<sup>3</sup> | 1 MT<sup>3</sup>

No power/USB unit.

Includes ganging hardware (2 sides).

Add \$95, \$47 for **(S2), (SE)**  
 Add \$533 for 36 lbs. **(CW), (C6)**  
 Add \$108 for **(SU)** or \$536 for **(BS)**  
 Add \$35 for **(TP)**  
 Add \$161 for **(MB)**

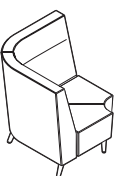
|                | 1    | 2    | 3    | 4    | 5    | 6    | 7    | 8    | 9    | 10   | 11   | 12   |
|----------------|------|------|------|------|------|------|------|------|------|------|------|------|
| <b>R27821</b>  | 3676 | 3868 | 4030 | 4216 | 4522 | 4804 | 5086 | 5332 | 5638 | 5926 | 6316 | 6868 |
| <b>R27821S</b> | 4674 | 4866 | 5028 | 5214 | 5520 | 5802 | 6084 | 6330 | 6636 | 6924 | 7314 | 7866 |

shelf model IN W48.5 D48.5 H32 | MM W1232 D1232 H813

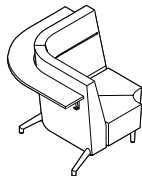
OVERALL DIMENSIONS SEAT DIMENSIONS BACK DIMENSIONS

|    | OVERALL DIMENSIONS |      |     | SEAT DIMENSIONS |     |     | BACK DIMENSIONS |     |
|----|--------------------|------|-----|-----------------|-----|-----|-----------------|-----|
|    | W                  | D    | H   | W               | D   | H   | W               | H   |
| IN | 37.5               | 37.5 | 32  | 24              | 19  | 18  | 24              | 14  |
| MM | 953                | 953  | 813 | 610             | 483 | 457 | 610             | 356 |

**RTA 00** 1 per carton



R27822



R27822S

**90° Corner - High Back**  
 COM: 7.75 YD | 7.09 M  
 Unit weight: 95 LB | 43.2 KG  
 Carton weight: 119 LB | 53.98 KG  
 Carton volume: 44.5 FT<sup>3</sup> | 1.26 MT<sup>3</sup>

No power/USB unit.

Includes ganging hardware (2 sides).

Add \$127, \$47 for **(S2), (SE)**  
 Add \$533 for 36 lbs. **(CW), (C6)**  
 Add \$108 for **(SU)** or \$536 for **(BS)**  
 Add \$35 for **(TP)**  
 Add \$161 for **(MB)**

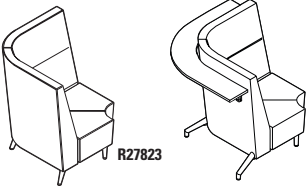
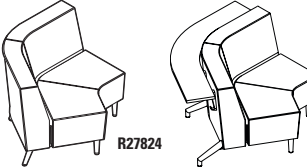
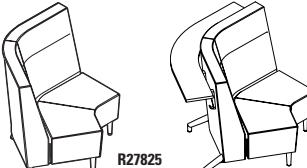
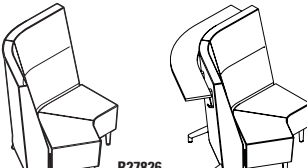

|                | 1    | 2    | 3    | 4    | 5    | 6    | 7    | 8    | 9    | 10   | 11   | 12   |
|----------------|------|------|------|------|------|------|------|------|------|------|------|------|
| <b>R27822</b>  | 4666 | 4914 | 5123 | 5364 | 5759 | 6123 | 6487 | 6805 | 7200 | 7572 | 8076 | 8789 |
| <b>R27822S</b> | 5664 | 5912 | 6121 | 6362 | 6757 | 7121 | 7485 | 7803 | 8198 | 8570 | 9074 | 9787 |


shelf model IN W49 D49 H41.5 | MM W1245 D1245 H1054

OVERALL DIMENSIONS SEAT DIMENSIONS BACK DIMENSIONS

|    | OVERALL DIMENSIONS |      |      | SEAT DIMENSIONS |     |     | BACK DIMENSIONS |      |
|----|--------------------|------|------|-----------------|-----|-----|-----------------|------|
|    | W                  | D    | H    | W               | D   | H   | W               | H    |
| IN | 38.5               | 38.5 | 41.5 | 24              | 19  | 18  | 24              | 23.5 |
| MM | 978                | 978  | 1054 | 610             | 483 | 457 | 610             | 597  |

**RTA 00** 1 per carton

| DESCRIPTION   | FEATURES   | MODEL#   | STANDARD TEXTILE GRADES                          |                                     |                                |  |   |   |  |   |   |   |    |    |
|---|--|--|--|-------------------------------------|--------------------------------|--|---|---|--|---|---|---|----|----|
|   |  |  | 1  | 2                                   | 3                              | 4  | 5 | 6 | 7  | 8 | 9 | 10                                      | 11 | 12 |
|  <p><b>90° Corner - Extended Back</b><br/>COM: 8.25 YD   7.54 M<br/>Unit weight: 100 LB   45.5 KG<br/>Carton weight: 128 LB   58.06 KG<br/>Carton volume: 50.5 FT³   1.43 MT³</p>    | <p>No power/USB unit.</p> <p>Includes ganging hardware (2 sides).</p> <p>Add \$131, \$47 for <b>(S2)</b>, <b>(SE)</b><br/>Add \$533 for 36 lbs. <b>(CW)</b>, <b>(C6)</b><br/>Add \$108 for <b>(SU)</b> or \$536 for <b>(BS)</b><br/>Add \$35 for <b>(TP)</b><br/>Add \$161 for <b>(MB)</b></p> | <p><b>R27823</b></p> <p>5181 5445 5668 5924 6344 6732 7120 7458 7879 8275 8811 9570</p> <p><b>R27823S</b></p> <p>6179 6443 6666 6922 7342 7730 8118 8456 8877 9273 9809 10568</p> <p>shelf model in W49.5 D49.5 H47   MM W1257 D1257 H1194</p> | <p><b>OVERALL DIMENSIONS</b></p> <p>W D H</p>    |                                     |                                | <p><b>SEAT DIMENSIONS</b></p> <p>W D H</p> |   |   | <p><b>BACK DIMENSIONS</b></p> <p>W H</p> |   |   |   |    |    |
|   |  |  | <p>IN 39 39 47</p> <p>MM 991 991 1194</p>        | <p>24 19 18</p> <p>610 483 457</p>  | <p>24 29</p> <p>610 737</p>    | <p><b>RTA 00</b></p> <p>1 per carton</p>   |   |   |  |   |   |   |    |    |
|  <p><b>120° Corner - Standard Back</b><br/>COM: 6 YD   5.49 M<br/>Unit weight: 80 LB   36.4 KG<br/>Carton weight: 109 LB   49.44 KG<br/>Carton volume: 48.25 FT³   1.36 MT³</p>      | <p>No power/USB unit.</p> <p>Includes ganging hardware (2 sides).</p> <p>Add \$91, \$63 for <b>(S2)</b>, <b>(SE)</b><br/>Add \$533 for 36 lbs. <b>(CW)</b>, <b>(C6)</b><br/>Add \$117 for <b>(SU)</b> or \$596 for <b>(BS)</b><br/>Add \$35 for <b>(TP)</b><br/>Add \$161 for <b>(MB)</b></p>  | <p><b>R27824</b></p> <p>3676 3868 4030 4216 4522 4804 5086 5332 5638 5926 6316 6868</p> <p><b>R27824S</b></p> <p>4612 4804 4966 5152 5458 5740 6022 6268 6574 6862 7252 7804</p> <p>shelf model in W62.5 D40.5 H32   MM W1588 D1029 H813</p>   | <p><b>OVERALL DIMENSIONS</b></p> <p>W D H</p>    |                                     |                                | <p><b>SEAT DIMENSIONS</b></p> <p>W D H</p> |   |   | <p><b>BACK DIMENSIONS</b></p> <p>W H</p> |   |   |   |    |    |
|   |  |  | <p>IN 52.5 30 32</p> <p>MM 1334 762 813</p>      | <p>52 19 18</p> <p>1321 483 457</p> | <p>52 14</p> <p>1321 356</p>   | <p><b>RTA 00</b></p> <p>1 per carton</p>   |   |   |  |   |   |   |    |    |
|  <p><b>120° Corner - High Back</b><br/>COM: 7.75 YD   7.09 M<br/>Unit weight: 89 LB   40.5 KG<br/>Carton weight: 118 LB   53.52 KG<br/>Carton volume: 60.5 FT³   1.71 MT³</p>        | <p>No power/USB unit.</p> <p>Includes ganging hardware (2 sides).</p> <p>Add \$120, \$63 for <b>(S2)</b>, <b>(SE)</b><br/>Add \$533 for 36 lbs. <b>(CW)</b>, <b>(C6)</b><br/>Add \$117 for <b>(SU)</b> or \$596 for <b>(BS)</b><br/>Add \$35 for <b>(TP)</b><br/>Add \$161 for <b>(MB)</b></p> | <p><b>R27825</b></p> <p>4666 4914 5123 5364 5759 6123 6487 6805 7200 7572 8076 8789</p> <p><b>R27825S</b></p> <p>5602 5850 6059 6300 6695 7059 7423 7741 8136 8508 9012 9725</p> <p>shelf model in W63.5 D41 H41.5   MM W1613 D1041 H1054</p>  | <p><b>OVERALL DIMENSIONS</b></p> <p>W D H</p>    |                                     |                                | <p><b>SEAT DIMENSIONS</b></p> <p>W D H</p> |   |   | <p><b>BACK DIMENSIONS</b></p> <p>W H</p> |   |   |   |    |    |
|   |  |  | <p>IN 53.5 30.5 41.5</p> <p>MM 1359 775 1054</p> | <p>41 21 18</p> <p>1041 533 457</p> | <p>51 23.5</p> <p>1295 597</p> | <p><b>RTA 00</b></p> <p>1 per carton</p>   |   |   |  |   |   |   |    |    |
|  <p><b>120° Corner - Extended Back</b><br/>COM: 8.25 YD   7.54 M<br/>Unit weight: 91 LB   41.4 KG<br/>Carton weight: 123 LB   55.79 KG<br/>Carton volume: 68.75 FT³   1.94 MT³</p> | <p>No power/USB unit.</p> <p>Includes ganging hardware (2 sides).</p> <p>Add \$129, \$63 for <b>(S2)</b>, <b>(SE)</b><br/>Add \$533 for 36 lbs. <b>(CW)</b>, <b>(C6)</b><br/>Add \$117 for <b>(SU)</b> or \$596 for <b>(BS)</b><br/>Add \$35 for <b>(TP)</b><br/>Add \$161 for <b>(MB)</b></p> | <p><b>R27826</b></p> <p>5181 5445 5668 5924 6344 6732 7120 7458 7879 8275 8811 9570</p> <p><b>R27826S</b></p> <p>6116 6380 6603 6859 7279 7667 8055 8393 8814 9210 9746 10505</p> <p>shelf model in W64 D41.5 H47   MM W1626 D1054 H1194</p>   | <p><b>OVERALL DIMENSIONS</b></p> <p>W D H</p>    |                                     |                                | <p><b>SEAT DIMENSIONS</b></p> <p>W D H</p> |   |   | <p><b>BACK DIMENSIONS</b></p> <p>W H</p> |   |   |   |    |    |
|   |  |  | <p>IN 54 31.5 47</p> <p>MM 1372 800 1194</p>     | <p>41 21 18</p> <p>1041 533 457</p> | <p>51 29</p> <p>1295 737</p>   | <p><b>RTA 00</b></p> <p>1 per carton</p>   |   |   |  |   |   |   |    |    |
|  <p><b>Loop Arm</b><br/>COM: N/A<br/>Unit weight: 5 LB   2.3 KG<br/>Carton weight: 6.3 LB   2.86 KG<br/>Carton volume: 0.6 FT³   0.01 MT³</p>                                      | <p>Arms sold separately (1 pc).</p>  | <p><b>R2770</b></p> <p>238</p>   | <p>List price</p>                                |                                     |                                |  |   |   |  |   |   |   |    |    |
|   |  |  | <p><b>OVERALL DIMENSIONS</b></p> <p>W D H</p>    |                                     |                                | <p><b>SEAT DIMENSIONS</b></p> <p>W D H</p> |   |   | <p><b>BACK DIMENSIONS</b></p> <p>W H</p> |   |   | <p><b>RTA 1</b></p> <p>1 per carton</p> |    |    |
|   |  |  | <p>IN 2.5 14 19.5</p> <p>MM 64 356 495</p>       | <p>- - -</p> <p>- - -</p>           | <p>- - -</p> <p>- - -</p>      |  |   |   |  |   |   |   |    |    |

| DESCRIPTION   | FEATURES  | MODEL#   | STANDARD TEXTILE GRADES |   |                    |                 |   |                 |  |  |                 |  |   |   |   |   |   |   |   |   |        |    |      |   |   |   |   |   |       |     |     |   |   |   |   |   |  |  |  |  |  |
|---|---|--|-------------------------|---|--------------------|-----------------|---|-----------------|--|--|-----------------|--|---|---|---|---|---|---|---|---|--------|----|------|---|---|---|---|---|-------|-----|-----|---|---|---|---|---|--|--|--|--|--|
|  <p><b>Loop Arm w/Armpad</b><br/>                     COM: N/A<br/>                     Unit weight: 5 LB   2.3 KG<br/>                     Carton weight: 6.61 LB   3 KG<br/>                     Carton volume: 0.6 FT<sup>3</sup>   0.01 MT<sup>3</sup></p> | <p>Arms sold separately (1 pc).<br/>                     Armpad finish:<br/>                     (BK) Night, (FO) Fog, (LB) Latte</p> | List price   |                         |   |                    |                 |   |                 |  |  |                 |  |   |   |   |   |   |   |   |   |        |    |      |   |   |   |   |   |       |     |     |   |   |   |   |   |  |  |  |  |  |
|   |   | <b>R2771</b>   | 274                     |   |                    |                 |   |                 |  |  |                 |  |   |   |   |   |   |   |   |   |        |    |      |   |   |   |   |   |       |     |     |   |   |   |   |   |  |  |  |  |  |
|   |   | <table border="1"> <thead> <tr> <th colspan="3">OVERALL DIMENSIONS</th> <th colspan="3">SEAT DIMENSIONS</th> <th colspan="2">BACK DIMENSIONS</th> </tr> <tr> <th>W</th> <th>D</th> <th>H</th> <th>W</th> <th>D</th> <th>H</th> <th>W</th> <th>H</th> </tr> </thead> <tbody> <tr> <td>IN 2.5</td> <td>14</td> <td>19.5</td> <td>-</td> <td>-</td> <td>-</td> <td>-</td> <td>-</td> </tr> <tr> <td>MM 64</td> <td>356</td> <td>495</td> <td>-</td> <td>-</td> <td>-</td> <td>-</td> <td>-</td> </tr> </tbody> </table> |                         |   | OVERALL DIMENSIONS |                 |   | SEAT DIMENSIONS |  |  | BACK DIMENSIONS |  | W | D | H | W | D | H | W | H | IN 2.5 | 14 | 19.5 | - | - | - | - | - | MM 64 | 356 | 495 | - | - | - | - | - |  |  |  |  |  |
| OVERALL DIMENSIONS  |   |  | SEAT DIMENSIONS         |   |                    | BACK DIMENSIONS |   |                 |  |  |                 |  |   |   |   |   |   |   |   |   |        |    |      |   |   |   |   |   |       |     |     |   |   |   |   |   |  |  |  |  |  |
| W   | D   | H  | W                       | D | H                  | W               | H |                 |  |  |                 |  |   |   |   |   |   |   |   |   |        |    |      |   |   |   |   |   |       |     |     |   |   |   |   |   |  |  |  |  |  |
| IN 2.5  | 14  | 19.5   | -                       | - | -                  | -               | - |                 |  |  |                 |  |   |   |   |   |   |   |   |   |        |    |      |   |   |   |   |   |       |     |     |   |   |   |   |   |  |  |  |  |  |
| MM 64   | 356   | 495  | -                       | - | -                  | -               | - |                 |  |  |                 |  |   |   |   |   |   |   |   |   |        |    |      |   |   |   |   |   |       |     |     |   |   |   |   |   |  |  |  |  |  |
| <p><b>RTA 1</b></p>   |   |  | 1 per carton            |   |                    |                 |   |                 |  |  |                 |  |   |   |   |   |   |   |   |   |        |    |      |   |   |   |   |   |       |     |     |   |   |   |   |   |  |  |  |  |  |



RIVER+ BENCHES



model R27832

model R27842



model R27845

model R27840

River+ Seating & Tables



For River+ seating, please see page 293.  
For River+ tables, please see page 312.

EXAMPLE RIVER+ BENCH ORDER CODE:

|                  |              |                    |            |               |           |                   |
|------------------|--------------|--------------------|------------|---------------|-----------|-------------------|
| R27832           | -NS          | -CE90              | -CHM       | -S6           | -AS       | -NC               |
| Model number     | Sealed Seams | Textile            | Leg finish | Leg selection | Leg angle | Additional weight |
| -SB              | -W           | -F1                |            |               |           |                   |
| Bottom selection | Power finish | Power/USB position |            |               |           |                   |

| Additional Options<br>specify at end of order code.        | SPECIFY CODE |
|--|--------------|
| <b>Tamperproof fasteners</b><br>Upcharges vary, see model. | <b>TP</b>    |
| <b>Moisture barrier</b><br>Upcharges vary, see model.      | <b>MB</b>    |

\*linking hardware is lowered to clear the staple strip.  
Units will only gang with other units with sealed bottom.  
\*\*cannot be combined with linking hardware or power units

STANDARD FEATURES

- A modular series that is composed of straight, and curved sections, as well as freestanding units.
- Linking units can be used together in any combination to create a wide variety of layouts. Ganging hardware is standard and is factory installed. Ganging hardware swivels out of the way when not in use.
- The unique tapered legs are made of welded steel, with each leg bolted directly to the unit frame. Standard leg height of 6.5". The leg height makes it easier to clean under the product.
- Legs are straight (vertical) as standard. Linking models are optionally available with angled back legs to match River+ seating units.
- Legs are standard in Chrome with Black nylon non-marking height adjustable glides.
- River+ is rated for an active weight up to 600 lbs. per seat and 24/7 use.
- For heavy duty application, Global's Limited Lifetime Warranty is applicable only on fabrics that are rated for 100,000 double rubs.
- Upholstery options: fabric, vinyl or leather. Vinyl and leather models may feature stitch detail across the seat and/or back cushions, if applicable.
- All units are shipped fully assembled.

OPTIONAL FEATURES

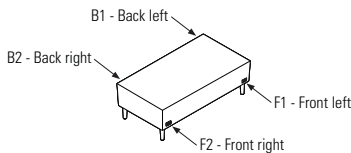
- To add sealed seams to your product, please specify **(SS)** - see each model for upcharge.
- Legs are available in 3" and 8" heights. All heights are available with fixed-to-floor option. Please specify. Upcharges vary. *Fastening hardware not included.*
- Products can be weighted to reduce the ease of movement. For additional weight options, please specify **(CW)** - see each model for available additional weight and upcharge.
- The underside of the seat can be finished with PVC (vinyl) and sealed to prevent penetration of liquids. Please specify **(SU)** - see each model for upcharge.
- Steel bottom provides tamperproof protection (includes tamperproof screws). Please specify **(BS)** - see each model for upcharge.
- Most benches (except corner and freestanding units) can be specified with power/USB units, which include one power outlet, one double USB terminal and a Black 120" three-prong power cord.
- Each power/USB unit is set in predetermined locations, as shown in the electrical illustrations below. Electrical units must be factory installed. Add \$717 per unit.
- Power/USB units are available with either Jet Black **(J)** face plate with Black power/USB receptacles or with a White **(W)** face plate with White power/USB receptacles.

Please add option codes in the following order:

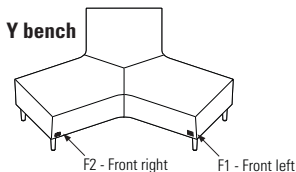
- **Model number**  
R27831 to R27833 Straight benches  
R27834 to R27835 Curved benches  
R27836 to R27839 Corner benches  
R27840 to R27841 Boomerang benches  
R27842 Y bench  
R27843 to R27846 Round non-linking benches  
R27847 to R27850 Square non-linking benches
- **Seat sealed seams**  
**(NS)** Standard seams.  
**(SS)** Sealed seams. Upcharges vary, see model.
- **Textile**  
Specify textile code.
- **Leg finish**  
For leg finish options, please see page 374. No upcharges.
- **Leg selection**  
**(S6)** Standard seat height (17.5"), 6.5" leg w/ adjustable glides. No upcharge.  
**(S3)** Low seat (14"), 3" leg w/adjustable glides. No upcharge.  
**(S8)** High seat (19"), 8" leg w/adjustable glides. No upcharge.  
**(F6)** Standard seat height (17.5"), 6.5" leg, fixed to floor. Upcharges vary.  
**(F3)** Low seat (14"), 3" leg, fixed to floor. Upcharges vary.  
**(F8)** High seat (19"), 8" leg, fixed to floor. Upcharges vary.
- **Leg angle**  
**(AS)** Straight legs. No upcharge.  
**(SA)** Straight front legs, angled back legs (available only for 6.5" and 8" high legs on straight, curved, corner and boomerang units). No upcharge.
- **Additional weight**  
**(NC)** No additional weight.  
**(CW)** Additional weight. Upcharges vary, see model.
- **Bottom selection**  
**(SB)** Standard bottom.  
**(SU)** Vinyl sealed bottom w/staple strip. Upcharges vary, see model.\*  
**(BS)** Steel bottom. Upcharges vary, see model.\*\*
- **Power unit finish**  
**(NP)** No power  
**(J)** Jet Black  
**(W)** White
- **Power/USB unit position** (straight, curved, boomerang and Y benches only, as shown below). Add \$717 per unit.  
**(F1)** Front left  
**(F2)** Front right  
**(B1)** Back left  
**(B2)** Back right

ELECTRICAL PLACEMENT

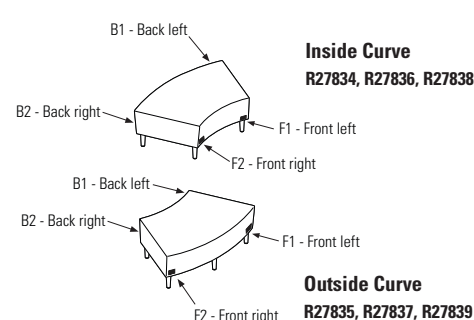
Straight benches



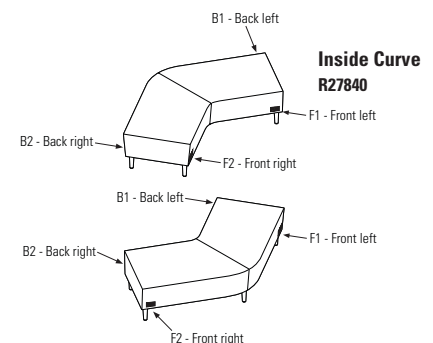
Y bench



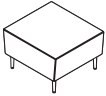
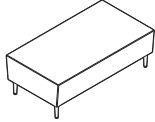
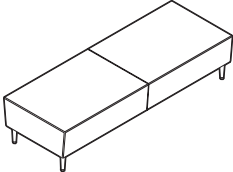
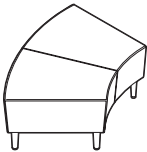

Curved benches

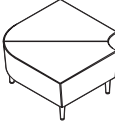
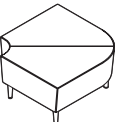


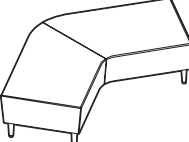



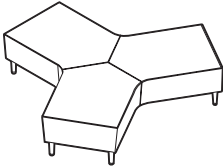

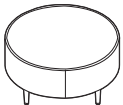
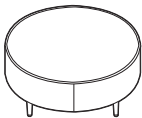
Boomerang benches

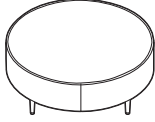
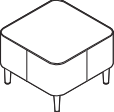
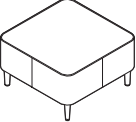
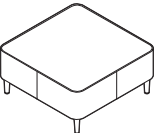
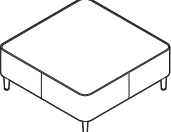





| DESCRIPTION  | FEATURES   | MODEL#               | STANDARD TEXTILE GRADES |              |             |                 |      |      |                 |      |      |      |      |      |  |  |  |
|--|--|----------------------|-------------------------|--------------|-------------|-----------------|------|------|-----------------|------|------|------|------|------|--|--|--|
|  |  |                      | 1                       | 2            | 3           | 4               | 5    | 6    | 7               | 8    | 9    | 10   | 11   | 12   |  |  |  |
|  <p><b>Single Seater Bench</b><br/>COM: 1.75 YD   1.6 M<br/>Unit weight: 40 LB   18.2 KG<br/>Carton weight: 48 LB   21.77 KG<br/>Carton volume: 10.5 FT<sup>3</sup>   0.29 MT<sup>3</sup></p>             | <p>For power/USB unit, please see electrical placement chart.</p> <p>Includes ganging hardware (2 sides).</p> <p>Add \$47 for (SS)<br/>Add \$90 for (F_)<br/>Add \$533 for 36 lbs. (CW)<br/>Add \$47 for (SU) or \$247 for (BS)<br/>Add \$28 for (TP)<br/>Add \$81 for (MB)</p>    | <p><b>R27831</b></p> | 1157                    | 1213         | 1260        | 1315            | 1404 | 1486 | 1568            | 1640 | 1729 | 1813 | 1927 | 2088 |  |  |  |
|  |  |                      | OVERALL DIMENSIONS      |              |             | SEAT DIMENSIONS |      |      | BACK DIMENSIONS |      |      |      |      |      |  |  |  |
|  |  |                      | W                       | D            | H           | W               | D    | H    | W               | H    |      |      |      |      |  |  |  |
|  |  |                      | IN 26<br>MM 660         | 28.5<br>724  | 17.5<br>445 | -               | -    | -    | -               | -    |      |      |      |      |  |  |  |
|  |  |                      | <b>RTA 00</b>           | 1 per carton |             |                 |      |      |                 |      |      |      |      |      |  |  |  |
|  <p><b>Two Seater Bench</b><br/>COM: 2.75 YD   2.51 M<br/>Unit weight: 55 LB   25 KG<br/>Carton weight: 65 LB   29.48 KG<br/>Carton volume: 20.5 FT<sup>3</sup>   0.58 MT<sup>3</sup></p>                 | <p>For power/USB unit, please see electrical placement chart.</p> <p>Includes ganging hardware (2 sides).</p> <p>Add \$59 for (SS)<br/>Add \$90 for (F_)<br/>Add \$1067 for 72 lbs. (CW)<br/>Add \$72 for (SU) or \$407 for (BS)<br/>Add \$28 for (TP)<br/>Add \$161 for (MB)</p>  | <p><b>R27832</b></p> | 1796                    | 1884         | 1958        | 2044            | 2184 | 2313 | 2442            | 2555 | 2695 | 2827 | 3006 | 3259 |  |  |  |
|  |  |                      | OVERALL DIMENSIONS      |              |             | SEAT DIMENSIONS |      |      | BACK DIMENSIONS |      |      |      |      |      |  |  |  |
|  |  |                      | W                       | D            | H           | W               | D    | H    | W               | H    |      |      |      |      |  |  |  |
|  |  |                      | IN 52<br>MM 1321        | 28.5<br>724  | 17.5<br>445 | -               | -    | -    | -               | -    |      |      |      |      |  |  |  |
|  |  |                      | <b>RTA 00</b>           | 1 per carton |             |                 |      |      |                 |      |      |      |      |      |  |  |  |
|  <p><b>Three Seater Bench</b><br/>COM: 4.5 YD   4.11 M<br/>Unit weight: 88 LB   40 KG<br/>Carton weight: 103 LB   46.72 KG<br/>Carton volume: 30.25 FT<sup>3</sup>   0.85 MT<sup>3</sup></p>              | <p>For power/USB unit, please see electrical placement chart.</p> <p>Includes ganging hardware (2 sides).</p> <p>Add \$88 for (SS)<br/>Add \$90 for (F_)<br/>Add \$1067 for 72 lbs. (CW)<br/>Add \$101 for (SU) or \$521 for (BS)<br/>Add \$28 for (TP)<br/>Add \$243 for (MB)</p> | <p><b>R27833</b></p> | 2489                    | 2633         | 2755        | 2894            | 3124 | 3335 | 3547            | 3731 | 3961 | 4177 | 4469 | 4883 |  |  |  |
|  |  |                      | OVERALL DIMENSIONS      |              |             | SEAT DIMENSIONS |      |      | BACK DIMENSIONS |      |      |      |      |      |  |  |  |
|  |  |                      | W                       | D            | H           | W               | D    | H    | W               | H    |      |      |      |      |  |  |  |
|  |  |                      | IN 78<br>MM 1981        | 28.5<br>724  | 17.5<br>445 | -               | -    | -    | -               | -    |      |      |      |      |  |  |  |
|  |  |                      | <b>RTA 00</b>           | 1 per carton |             |                 |      |      |                 |      |      |      |      |      |  |  |  |
|  <p><b>Inside Curve Two Seater Bench</b><br/>COM: 3 YD   2.74 M<br/>Unit weight: 49 LB   22.3 KG<br/>Carton weight: 60 LB   27.22 KG<br/>Carton volume: 22.75 FT<sup>3</sup>   0.64 MT<sup>3</sup></p>  | <p>For power/USB unit, please see electrical placement chart.</p> <p>Includes ganging hardware (2 sides).</p> <p>Add \$55 for (SS)<br/>Add \$113 for (F_)<br/>Add \$1067 for 72 lbs. (CW)<br/>Add \$72 for (SU) or \$327 for (BS)<br/>Add \$35 for (TP)<br/>Add \$161 for (MB)</p> | <p><b>R27834</b></p> | 2609                    | 2705         | 2786        | 2879            | 3032 | 3173 | 3314            | 3437 | 3590 | 3734 | 3929 | 4205 |  |  |  |
|  |  |                      | OVERALL DIMENSIONS      |              |             | SEAT DIMENSIONS |      |      | BACK DIMENSIONS |      |      |      |      |      |  |  |  |
|  |  |                      | W                       | D            | H           | W               | D    | H    | W               | H    |      |      |      |      |  |  |  |
|  |  |                      | IN 50<br>MM 1270        | 30.5<br>775  | 17.5<br>445 | -               | -    | -    | -               | -    |      |      |      |      |  |  |  |
|  |  |                      | <b>RTA 00</b>           | 1 per carton |             |                 |      |      |                 |      |      |      |      |      |  |  |  |
|  <p><b>Outside Curve Two Seater Bench</b><br/>COM: 3 YD   2.74 M<br/>Unit weight: 49 LB   22.3 KG<br/>Carton weight: 60 LB   27.22 KG<br/>Carton volume: 22.75 FT<sup>3</sup>   0.64 MT<sup>3</sup></p> | <p>For power/USB unit, please see electrical placement chart.</p> <p>Includes ganging hardware (2 sides).</p> <p>Add \$55 for (SS)<br/>Add \$113 for (F_)<br/>Add \$1067 for 72 lbs. (CW)<br/>Add \$72 for (SU) or \$327 for (BS)<br/>Add \$35 for (TP)<br/>Add \$161 for (MB)</p> | <p><b>R27835</b></p> | 2609                    | 2705         | 2786        | 2879            | 3032 | 3173 | 3314            | 3437 | 3590 | 3734 | 3929 | 4205 |  |  |  |
|  |  |                      | OVERALL DIMENSIONS      |              |             | SEAT DIMENSIONS |      |      | BACK DIMENSIONS |      |      |      |      |      |  |  |  |
|  |  |                      | W                       | D            | H           | W               | D    | H    | W               | H    |      |      |      |      |  |  |  |
|  |  |                      | IN 50<br>MM 1270        | 30.5<br>775  | 17.5<br>445 | -               | -    | -    | -               | -    |      |      |      |      |  |  |  |
|  |  |                      | <b>RTA 00</b>           | 1 per carton |             |                 |      |      |                 |      |      |      |      |      |  |  |  |

| DESCRIPTION  | FEATURES  | MODEL# | STANDARD TEXTILE GRADES |      |      |                 |      |      |                 |      |      |      |      |      |  |  |  |
|--|---|--------|-------------------------|------|------|-----------------|------|------|-----------------|------|------|------|------|------|--|--|--|
|  |   |        | 1                       | 2    | 3    | 4               | 5    | 6    | 7               | 8    | 9    | 10   | 11   | 12   |  |  |  |
|  <p><b>90° Inside Curve Corner Bench</b><br/>COM: 3.25 YD   2.97 M<br/>Unit weight: 49 LB   22.3 KG<br/>Carton weight: 60 LB   27.22 KG<br/>Carton volume: 17.25 FT<sup>3</sup>   0.48 MT<sup>3</sup></p>   | <p>For power/USB unit, please see electrical placement chart.</p> <p>Includes ganging hardware (2 sides).</p> <p>Add \$55 for (SS)<br/>Add \$113 for (F_)<br/>Add \$533 for 36 lbs. (CW)<br/>Add \$83 for (SU) or \$382 for (BS)<br/>Add \$35 for (TP)<br/>Add \$161 for (MB)</p>   | R27836 | 2609                    | 2713 | 2801 | 2902            | 3067 | 3220 | 3373            | 3506 | 3672 | 3828 | 4039 | 4338 |  |  |  |
|  |   |        | OVERALL DIMENSIONS      |      |      | SEAT DIMENSIONS |      |      | BACK DIMENSIONS |      |      |      |      |      |  |  |  |
|  |   |        | W                       | D    | H    | W               | D    | H    | W               | H    |      |      |      |      |  |  |  |
|  |   |        | IN 36.5                 | 36.5 | 17.5 | -               | -    | -    | -               | -    |      |      |      |      |  |  |  |
| MM 927   | 927   | 445    | -                       | -    | -    | -               | -    |      |                 |      |      |      |      |      |  |  |  |
|  |   | RTA 00 | 1 per carton            |      |      |                 |      |      |                 |      |      |      |      |      |  |  |  |
|  <p><b>90° Outside Curve Corner Bench</b><br/>COM: 3.25 YD   2.97 M<br/>Unit weight: 49 LB   22.3 KG<br/>Carton weight: 60 LB   27.22 KG<br/>Carton volume: 17.25 FT<sup>3</sup>   0.48 MT<sup>3</sup></p>  | <p>For power/USB unit, please see electrical placement chart.</p> <p>Includes ganging hardware (2 sides).</p> <p>Add \$55 for (SS)<br/>Add \$113 for (F_)<br/>Add \$533 for 36 lbs. (CW)<br/>Add \$83 for (SU) or \$382 for (BS)<br/>Add \$35 for (TP)<br/>Add \$161 for (MB)</p>   | R27837 | 2609                    | 2713 | 2801 | 2902            | 3067 | 3220 | 3373            | 3506 | 3672 | 3828 | 4039 | 4338 |  |  |  |
|  |   |        | OVERALL DIMENSIONS      |      |      | SEAT DIMENSIONS |      |      | BACK DIMENSIONS |      |      |      |      |      |  |  |  |
|  |   |        | W                       | D    | H    | W               | D    | H    | W               | H    |      |      |      |      |  |  |  |
|  |   |        | IN 36.5                 | 36.5 | 17.5 | -               | -    | -    | -               | -    |      |      |      |      |  |  |  |
| MM 927   | 927   | 445    | -                       | -    | -    | -               | -    |      |                 |      |      |      |      |      |  |  |  |
|  |   | RTA 00 | 1 per carton            |      |      |                 |      |      |                 |      |      |      |      |      |  |  |  |
|  <p><b>120° Inside Curve Corner Bench</b><br/>COM: 3.5 YD   3.2 M<br/>Unit weight: 46 LB   20.9 KG<br/>Carton weight: 57 LB   25.85 KG<br/>Carton volume: 26.75 FT<sup>3</sup>   0.75 MT<sup>3</sup></p>    | <p>For power/USB unit, please see electrical placement chart.</p> <p>Includes ganging hardware (2 sides).</p> <p>Add \$57 for (SS)<br/>Add \$113 for (F_)<br/>Add \$533 for 36 lbs. (CW)<br/>Add \$83 for (SU) or \$421 for (BS)<br/>Add \$35 for (TP)<br/>Add \$161 for (MB)</p>   | R27838 | 2609                    | 2721 | 2816 | 2924            | 3103 | 3267 | 3432            | 3575 | 3754 | 3922 | 4149 | 4471 |  |  |  |
|  |   |        | OVERALL DIMENSIONS      |      |      | SEAT DIMENSIONS |      |      | BACK DIMENSIONS |      |      |      |      |      |  |  |  |
|  |   |        | W                       | D    | H    | W               | D    | H    | W               | H    |      |      |      |      |  |  |  |
|  |   |        | IN 36.5                 | 51.5 | 17.5 | -               | -    | -    | -               | -    |      |      |      |      |  |  |  |
| MM 927   | 1308  | 445    | -                       | -    | -    | -               | -    |      |                 |      |      |      |      |      |  |  |  |
|  |   | RTA 00 | 1 per carton            |      |      |                 |      |      |                 |      |      |      |      |      |  |  |  |
|  <p><b>120° Outside Curve Corner Bench</b><br/>COM: 3.5 YD   3.2 M<br/>Unit weight: 46 LB   20.9 KG<br/>Carton weight: 57 LB   25.85 KG<br/>Carton volume: 26.75 FT<sup>3</sup>   0.75 MT<sup>3</sup></p> | <p>For power/USB unit, please see electrical placement chart.</p> <p>Includes ganging hardware (2 sides).</p> <p>Add \$57 for (SS)<br/>Add \$113 for (F_)<br/>Add \$533 for 36 lbs. (CW)<br/>Add \$83 for (SU) or \$421 for (BS)<br/>Add \$35 for (TP)<br/>Add \$161 for (MB)</p>   | R27839 | 2609                    | 2721 | 2816 | 2924            | 3103 | 3267 | 3432            | 3575 | 3754 | 3922 | 4149 | 4471 |  |  |  |
|  |   |        | OVERALL DIMENSIONS      |      |      | SEAT DIMENSIONS |      |      | BACK DIMENSIONS |      |      |      |      |      |  |  |  |
|  |   |        | W                       | D    | H    | W               | D    | H    | W               | H    |      |      |      |      |  |  |  |
|  |   |        | IN 36.5                 | 51.5 | 17.5 | -               | -    | -    | -               | -    |      |      |      |      |  |  |  |
| MM 927   | 1308  | 445    | -                       | -    | -    | -               | -    |      |                 |      |      |      |      |      |  |  |  |
|  |   | RTA 00 | 1 per carton            |      |      |                 |      |      |                 |      |      |      |      |      |  |  |  |
|  <p><b>Inside Curve Boomerang Bench</b><br/>COM: 5.25 YD   4.8 M<br/>Unit weight: 84 LB   38.2 KG<br/>Carton weight: 126 LB   57.15 KG<br/>Carton volume: 47.75 FT<sup>3</sup>   1.35 MT<sup>3</sup></p>  | <p>For power/USB unit, please see electrical placement chart.</p> <p>Includes ganging hardware (2 sides).</p> <p>Add \$84 for (SS)<br/>Add \$113 for (F_)<br/>Add \$1067 for 72 lbs. (CW)<br/>Add \$114 for (SU) or \$736 for (BS)<br/>Add \$35 for (TP)<br/>Add \$243 for (MB)</p> | R27840 | 3233                    | 3401 | 3543 | 3706            | 3973 | 4220 | 4467            | 4682 | 4950 | 5202 | 5543 | 6026 |  |  |  |
|  |   |        | OVERALL DIMENSIONS      |      |      | SEAT DIMENSIONS |      |      | BACK DIMENSIONS |      |      |      |      |      |  |  |  |
|  |   |        | W                       | D    | H    | W               | D    | H    | W               | H    |      |      |      |      |  |  |  |
|  |   |        | IN 82                   | 45   | 17.5 | -               | -    | -    | -               | -    |      |      |      |      |  |  |  |
| MM 2083  | 1143  | 445    | -                       | -    | -    | -               | -    |      |                 |      |      |      |      |      |  |  |  |
|  |   | RTA 00 | 1 per carton            |      |      |                 |      |      |                 |      |      |      |      |      |  |  |  |

| DESCRIPTION  | FEATURES  | MODEL#                             | STANDARD TEXTILE GRADES |      |                                 |      |      |                               |      |      |      |      |      |      |   |   |
|--|---|------------------------------------|-------------------------|------|---------------------------------|------|------|-------------------------------|------|------|------|------|------|------|---|---|
|  |   |                                    | 1                       | 2    | 3                               | 4    | 5    | 6                             | 7    | 8    | 9    | 10   | 11   | 12   |   |   |
|  <p><b>Outside Curve Boomerang Bench</b><br/>COM: 5.25 YD   4.8 M<br/>Unit weight: 84 LB   38.2 KG<br/>Carton weight: 126 LB   57.15 KG<br/>Carton volume: 47.75 FT<sup>3</sup>   1.35 MT<sup>3</sup></p> | <p>For power/USB unit, please see electrical placement chart.</p> <p>Includes ganging hardware (2 sides).</p> <p>Add \$84 for (SS)<br/>Add \$113 for (F_)<br/>Add \$1067 for 72 lbs. (CW)<br/>Add \$114 for (SU) or \$736 for (BS)<br/>Add \$35 for (TP)<br/>Add \$243 for (MB)</p> | <b>R27841</b>                      | 3233                    | 3401 | 3543                            | 3706 | 3973 | 4220                          | 4467 | 4682 | 4950 | 5202 | 5543 | 6026 |   |   |
|  |   | <b>OVERALL DIMENSIONS</b><br>W D H |                         |      | <b>SEAT DIMENSIONS</b><br>W D H |      |      | <b>BACK DIMENSIONS</b><br>W H |      |      |      |      |      |      |   |   |
|  |   | IN                                 | 82                      | 45   | 17.5                            | -    | -    | -                             | -    | -    | -    | -    | -    | -    | - | - |
|  |   | MM                                 | 2083                    | 1143 | 445                             | -    | -    | -                             | -    | -    | -    | -    | -    | -    | - | - |
|  |   | <b>RTA 00</b>                      | 1 per carton            |      |                                 |      |      |                               |      |      |      |      |      |      |   |   |
|  <p><b>Y Bench</b><br/>COM: 8 YD   7.32 M<br/>Unit weight: 122 LB   55.5 KG<br/>Carton weight: 203 LB   92.08 KG<br/>Carton volume: 101.25 FT<sup>3</sup>   2.86 MT<sup>3</sup></p>                       | <p>For power/USB unit, please see electrical placement chart.</p> <p>Includes ganging hardware (2 sides).</p> <p>Add \$141 for (SS)<br/>Add \$158 for (F_)<br/>Add \$800 for 54 lbs. (CW)<br/>Add \$179 for (SU) or \$917 for (BS)<br/>Add \$51 for (TP)<br/>Add \$324 for (MB)</p> | <b>R27842</b>                      | 5623                    | 5879 | 6095                            | 6343 | 6751 | 7127                          | 7503 | 7831 | 8239 | 8623 | 9143 | 9879 |   |   |
|  |   | <b>OVERALL DIMENSIONS</b><br>W D H |                         |      | <b>SEAT DIMENSIONS</b><br>W D H |      |      | <b>BACK DIMENSIONS</b><br>W H |      |      |      |      |      |      |   |   |
|  |   | IN                                 | 82                      | 70   | 17.5                            | -    | -    | -                             | -    | -    | -    | -    | -    | -    | - | - |
|  |   | MM                                 | 2083                    | 1778 | 445                             | -    | -    | -                             | -    | -    | -    | -    | -    | -    | - | - |
|  |   | <b>RTA 00</b>                      | 1 per carton            |      |                                 |      |      |                               |      |      |      |      |      |      |   |   |
|  <p><b>18" Dia. Round Bench</b><br/>COM: 1 YD   0.91 M<br/>Unit weight: 20 LB   9.1 KG<br/>Carton weight: 25 LB   11.34 KG<br/>Carton volume: 4.7 FT<sup>3</sup>   0.13 MT<sup>3</sup></p>                | <p>No power/USB unit.</p> <p>Freestanding unit only.</p> <p>Add \$31 for (SS)<br/>Add \$90 for (F_)<br/>Not available (CW)<br/>Add \$35 for (SU), (BS) not available<br/>Add \$28 for (TP)<br/>Add \$81 for (MB)</p>  | <b>R27843</b>                      | 686                     | 718  | 745                             | 776  | 827  | 874                           | 921  | 962  | 1013 | 1061 | 1126 | 1218 |   |   |
|  |   | <b>OVERALL DIMENSIONS</b><br>W D H |                         |      | <b>SEAT DIMENSIONS</b><br>W D H |      |      | <b>BACK DIMENSIONS</b><br>W H |      |      |      |      |      |      |   |   |
|  |   | IN                                 | 18                      | 18   | 17.5                            | -    | -    | -                             | -    | -    | -    | -    | -    | -    | - | - |
|  |   | MM                                 | 457                     | 457  | 445                             | -    | -    | -                             | -    | -    | -    | -    | -    | -    | - | - |
|  |   | <b>RTA 00</b>                      | 1 per carton            |      |                                 |      |      |                               |      |      |      |      |      |      |   |   |
|  <p><b>36" Dia. Round Bench</b><br/>COM: 3.25 YD   2.97 M<br/>Unit weight: 41 LB   18.6 KG<br/>Carton weight: 50 LB   22.68 KG<br/>Carton volume: 18.25 FT<sup>3</sup>   0.51 MT<sup>3</sup></p>        | <p>No power/USB unit.</p> <p>Freestanding unit only.</p> <p>Add \$51 for (SS)<br/>Add \$90 for (F_)<br/>Add \$533 for 36 lbs. (CW)<br/>Add \$72 for (SU) or \$422 for (BS)<br/>Add \$28 for (TP)<br/>Add \$81 for (MB)</p>  | <b>R27844</b>                      | 1546                    | 1650 | 1738                            | 1839 | 2004 | 2157                          | 2310 | 2443 | 2609 | 2765 | 2976 | 3275 |   |   |
|  |   | <b>OVERALL DIMENSIONS</b><br>W D H |                         |      | <b>SEAT DIMENSIONS</b><br>W D H |      |      | <b>BACK DIMENSIONS</b><br>W H |      |      |      |      |      |      |   |   |
|  |   | IN                                 | 36                      | 36   | 17.5                            | -    | -    | -                             | -    | -    | -    | -    | -    | -    | - | - |
|  |   | MM                                 | 914                     | 914  | 445                             | -    | -    | -                             | -    | -    | -    | -    | -    | -    | - | - |
|  |   | <b>RTA 00</b>                      | 1 per carton            |      |                                 |      |      |                               |      |      |      |      |      |      |   |   |
|  <p><b>42" Dia. Round Bench</b><br/>COM: 3.5 YD   3.2 M<br/>Unit weight: 45 LB   20.5 KG<br/>Carton weight: 55 LB   24.95 KG<br/>Carton volume: 23 FT<sup>3</sup>   0.65 MT<sup>3</sup></p>             | <p>No power/USB unit.</p> <p>Freestanding unit only.</p> <p>Add \$55 for (SS)<br/>Add \$90 for (F_)<br/>Add \$1067 for 72 lbs. (CW)<br/>Add \$83 for (SU) or \$461 for (BS)<br/>Add \$28 for (TP)<br/>Add \$161 for (MB)</p>  | <b>R27845</b>                      | 1813                    | 1925 | 2020                            | 2128 | 2307 | 2471                          | 2636 | 2779 | 2958 | 3126 | 3353 | 3675 |   |   |
|  |   | <b>OVERALL DIMENSIONS</b><br>W D H |                         |      | <b>SEAT DIMENSIONS</b><br>W D H |      |      | <b>BACK DIMENSIONS</b><br>W H |      |      |      |      |      |      |   |   |
|  |   | IN                                 | 42                      | 42   | 17.5                            | -    | -    | -                             | -    | -    | -    | -    | -    | -    | - | - |
|  |   | MM                                 | 1067                    | 1067 | 445                             | -    | -    | -                             | -    | -    | -    | -    | -    | -    | - | - |
|  |   | <b>RTA 00</b>                      | 1 per carton            |      |                                 |      |      |                               |      |      |      |      |      |      |   |   |

| DESCRIPTION   | FEATURES  | MODEL#               | STANDARD TEXTILE GRADES |              |      |                 |      |      |                 |      |      |      |      |      |  |  |  |
|---|---|----------------------|-------------------------|--------------|------|-----------------|------|------|-----------------|------|------|------|------|------|--|--|--|
|   |   |                      | 1                       | 2            | 3    | 4               | 5    | 6    | 7               | 8    | 9    | 10   | 11   | 12   |  |  |  |
|  <p><b>48" Dia. Round Bench</b><br/>COM: 3.75 YD   3.43 M<br/>Unit weight: 55 LB   25 KG<br/>Carton weight: 65 LB   29.48 KG<br/>Carton volume: 30 FT<sup>3</sup>   0.84 MT<sup>3</sup></p>  | <p>No power/USB unit.</p> <p>Freestanding unit only.</p> <p>Add \$59 for (SS)<br/>Add \$90 for (F_)<br/>Add \$1067 for 72 lbs. (CW)<br/>Add \$101 for (SU) or \$491 for (BS)<br/>Add \$28 for (TP)<br/>Add \$243 for (MB)</p> | <p><b>R27846</b></p> | 2130                    | 2250         | 2351 | 2468            | 2659 | 2835 | 3011            | 3165 | 3356 | 3536 | 3780 | 4125 |  |  |  |
|   |   |                      | OVERALL DIMENSIONS      |              |      | SEAT DIMENSIONS |      |      | BACK DIMENSIONS |      |      |      |      |      |  |  |  |
|   |   |                      | W                       | D            | H    | W               | D    | H    | W               | H    |      |      |      |      |  |  |  |
|   |   |                      | IN 48                   | 48           | 17.5 | -               | -    | -    | -               | -    |      |      |      |      |  |  |  |
| MM 1219   | 1219  | 445                  | -                       | -            | -    | -               | -    |      |                 |      |      |      |      |      |  |  |  |
|   |   |                      | <b>RTA 00</b>           | 1 per carton |      |                 |      |      |                 |      |      |      |      |      |  |  |  |
|  <p><b>24" Square Bench</b><br/>COM: 1.5 YD   1.37 M<br/>Unit weight: 25 LB   11.4 KG<br/>Carton weight: 30 LB   13.61 KG<br/>Carton volume: 8 FT<sup>3</sup>   0.22 MT<sup>3</sup></p>      | <p>No power/USB unit.</p> <p>Freestanding unit only.</p> <p>Add \$43 for (SS)<br/>Add \$90 for (F_)<br/>Add \$533 for 36 lbs. (CW)<br/>Add \$38 for (SU) or \$189 for (BS)<br/>Add \$28 for (TP)<br/>Add \$81 for (MB)</p>    | <p><b>R27847</b></p> | 968                     | 1016         | 1057 | 1103            | 1180 | 1250 | 1321            | 1382 | 1459 | 1531 | 1628 | 1766 |  |  |  |
|   |   |                      | OVERALL DIMENSIONS      |              |      | SEAT DIMENSIONS |      |      | BACK DIMENSIONS |      |      |      |      |      |  |  |  |
|   |   |                      | W                       | D            | H    | W               | D    | H    | W               | H    |      |      |      |      |  |  |  |
|   |   |                      | IN 24                   | 24           | 17.5 | -               | -    | -    | -               | -    |      |      |      |      |  |  |  |
| MM 610  | 610   | 445                  | -                       | -            | -    | -               | -    |      |                 |      |      |      |      |      |  |  |  |
|   |   |                      | <b>RTA 00</b>           | 1 per carton |      |                 |      |      |                 |      |      |      |      |      |  |  |  |
|  <p><b>30" Square Bench</b><br/>COM: 2.75 YD   2.51 M<br/>Unit weight: 30 LB   13.6 KG<br/>Carton weight: 40 LB   18.14 KG<br/>Carton volume: 12.25 FT<sup>3</sup>   0.34 MT<sup>3</sup></p> | <p>No power/USB unit.</p> <p>Freestanding unit only.</p> <p>Add \$51 for (SS)<br/>Add \$90 for (F_)<br/>Add \$1067 for 36 lbs. (CW)<br/>Add \$72 for (SU) or \$233 for (BS)<br/>Add \$28 for (TP)<br/>Add \$81 for (MB)</p>   | <p><b>R27848</b></p> | 1290                    | 1378         | 1452 | 1538            | 1678 | 1807 | 1936            | 2049 | 2189 | 2321 | 2500 | 2753 |  |  |  |
|   |   |                      | OVERALL DIMENSIONS      |              |      | SEAT DIMENSIONS |      |      | BACK DIMENSIONS |      |      |      |      |      |  |  |  |
|   |   |                      | W                       | D            | H    | W               | D    | H    | W               | H    |      |      |      |      |  |  |  |
|   |   |                      | IN 30                   | 30           | 17.5 | -               | -    | -    | -               | -    |      |      |      |      |  |  |  |
| MM 762  | 762   | 445                  | -                       | -            | -    | -               | -    |      |                 |      |      |      |      |      |  |  |  |
|   |   |                      | <b>RTA 00</b>           | 1 per carton |      |                 |      |      |                 |      |      |      |      |      |  |  |  |
|  <p><b>36" Square Bench</b><br/>COM: 3 YD   2.74 M<br/>Unit weight: 40 LB   18.2 KG<br/>Carton weight: 50 LB   22.68 KG<br/>Carton volume: 18.25 FT<sup>3</sup>   0.51 MT<sup>3</sup></p>  | <p>No power/USB unit.</p> <p>Freestanding unit only.</p> <p>Add \$55 for (SS)<br/>Add \$90 for (F_)<br/>Add \$1067 for 72 lbs. (CW)<br/>Add \$77 for (SU) or \$311 for (BS)<br/>Add \$28 for (TP)<br/>Add \$161 for (MB)</p>  | <p><b>R27849</b></p> | 1598                    | 1694         | 1775 | 1868            | 2021 | 2162 | 2303            | 2426 | 2579 | 2723 | 2918 | 3194 |  |  |  |
|   |   |                      | OVERALL DIMENSIONS      |              |      | SEAT DIMENSIONS |      |      | BACK DIMENSIONS |      |      |      |      |      |  |  |  |
|   |   |                      | W                       | D            | H    | W               | D    | H    | W               | H    |      |      |      |      |  |  |  |
|   |   |                      | IN 36                   | 36           | 17.5 | -               | -    | -    | -               | -    |      |      |      |      |  |  |  |
| MM 914  | 914   | 445                  | -                       | -            | -    | -               | -    |      |                 |      |      |      |      |      |  |  |  |
|   |   |                      | <b>RTA 00</b>           | 1 per carton |      |                 |      |      |                 |      |      |      |      |      |  |  |  |
|  <p><b>42" Square Bench</b><br/>COM: 3.25 YD   2.97 M<br/>Unit weight: 50 LB   22.7 KG<br/>Carton weight: 60 LB   27.22 KG<br/>Carton volume: 23 FT<sup>3</sup>   0.65 MT<sup>3</sup></p>  | <p>No power/USB unit.</p> <p>Freestanding unit only.</p> <p>Add \$61 for (SS)<br/>Add \$90 for (F_)<br/>Add \$1067 for 72 lbs. (CW)<br/>Add \$96 for (SU) or \$430 for (BS)<br/>Add \$28 for (TP)<br/>Add \$243 for (MB)</p>  | <p><b>R27850</b></p> | 1955                    | 2059         | 2147 | 2248            | 2413 | 2566 | 2719            | 2852 | 3018 | 3174 | 3385 | 3684 |  |  |  |
|   |   |                      | OVERALL DIMENSIONS      |              |      | SEAT DIMENSIONS |      |      | BACK DIMENSIONS |      |      |      |      |      |  |  |  |
|   |   |                      | W                       | D            | H    | W               | D    | H    | W               | H    |      |      |      |      |  |  |  |
|   |   |                      | IN 42                   | 42           | 17.5 | -               | -    | -    | -               | -    |      |      |      |      |  |  |  |
| MM 1067   | 1067  | 445                  | -                       | -            | -    | -               | -    |      |                 |      |      |      |      |      |  |  |  |
|   |   |                      | <b>RTA 00</b>           | 1 per carton |      |                 |      |      |                 |      |      |      |      |      |  |  |  |

RIVER+ TABLES



model R27858



model R27864



model 7743

River+ Seating & Benches



For River+ seating, please see page 293.  
For River+ benches, please see page 307.

STANDARD FEATURES

- A modular series that is composed of straight and curved sections, as well as freestanding units.
- Linking units can be used together in any combination with River+ seating and bench units to create a wide variety of layouts. Ganging hardware is standard and is factory installed. Ganging hardware swivels out of the way when not in use.
- Front and back faces of end (linking) tables angles slightly inwards. This inward slant matches the inward angles of River seating so all units coordinate in visual appearance.
- The unique tapered legs are made of welded steel, with each leg bolted directly to the unit frame. All units have the same standard leg height of 6.5". The leg height makes it easier to clean under the product.
- Legs are straight (vertical) as standard. Linking models are optionally available with an angled back leg to visually align with River seating units.
- Legs are standard in Chrome with Black nylon non-marking height adjustable glides.

OPTIONAL FEATURES

- Tables are made with high pressure laminate and are offered in the finishes listed on the right. Please specify. Custom high pressure laminate finishes will be considered upon request.
- Legs of coffee and end (linking) tables are available in 3" and 8" heights. All heights are available with fixed-to-floor option. Please specify.
- Products can be weighted to reduce the ease of movement. For additional weight options, please specify **(CW)** - see each model for available additional weight and upcharge.
- Most tables (except freestanding units) can be specified with power/USB units, which include one power outlets, one double USB terminals and a Black 120" three-prong power cord.
- Each power/USB unit is set in predetermined locations, as shown in the electrical illustrations below. Electrical units must be factory installed. Add \$881 per unit.
- Power/USB units are available with either Jet Black **(J)** face plate with Black power/USB receptacles or with a White **(W)** face plate with White power/USB receptacles.

Please add option codes in the following order:

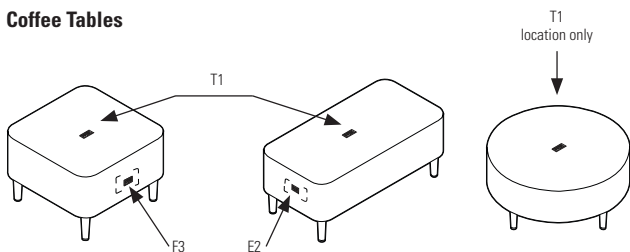
- **Model number**  
**R27855 to R27858** Square coffee tables  
**R27859** Rectangular coffee table  
**R27860 to R27861** Round coffee tables  
**R27862 to R27864** Linking/end tables  
**7443 and 7745** Freestanding tables
- **Laminate finishes** (colors shown on website)  
**(ACJ)** Absolute Acajou  
**(ASN)** Asian Night  
**(AWC)** Avanti Cherry  
**(AWH)** Avanti Honey  
**(BLK)** Black  
**(BZD)** Blizzard  
**(BRC)** Brushed Cobalt  
**(CMB)** Clear Maple  
**(CGY)** Custom Grey  
**(DES)** Dark Espresso  
**(DWT)** Designer White  
**(FAS)** Fashionista  
**(FCL)** First Class  
**(NBL)** Noce Biondo  
**(NGL)** Noce Grigio  
**(NEL)** Noce Leggero  
**(NML)** Noce Medio  
**(QTM)** Quartered Mahogany  
**(SBY)** Sheer Beauty  
**(SDT)** Stonedust  
**(SGY)** Storm Grey  
**(WHE)** Walnut Heights  
**(WHC)** White Chocolate  
**(WCR)** Winter Cherry
- **Leg finish**  
For leg finish options, please see page 374. No upcharges.
- **Leg selection**  
**(S6)** Standard height (6.5") w/adjustable glides. No upcharge.  
**(S3)** Low (3") w/adjustable glides. No upcharge.  
**(S8)** High (8") w/adjustable glides. No upcharge.  
**(F6)** Standard height (6.5"), fixed to floor. Add \$90.  
**(F3)** Low (3"), fixed to floor. Add \$90.  
**(F8)** High (8"), fixed to floor. Add \$90.
- **Leg angle** (linking/end tables only)  
**(AS)** Straight legs. No upcharge.  
**(SA)** Straight front legs, angled back legs. No upcharge.
- **Additional weight**  
**(NC)** No additional weight.  
**(CW)** Additional weight. Upcharges vary, see model.
- **Power unit finish**  
**(J)** Jet Black  
**(W)** White
- **Power/USB unit position** (coffee and linking/end tables only, as shown below). Add \$881 per unit.  
**(NP)** No power. No upcharge.  
**(E1)** Left end (rectangular coffee table only)  
**(E2)** Right end (rectangular coffee table only)  
**(F3)** Front center (square coffee table only)  
**(T1)** Top
- **Fasteners**  
**(RS)** Standard  
**(TP)** Tamperproof. Add \$119.

EXAMPLE RIVER+ TABLE ORDER CODE:

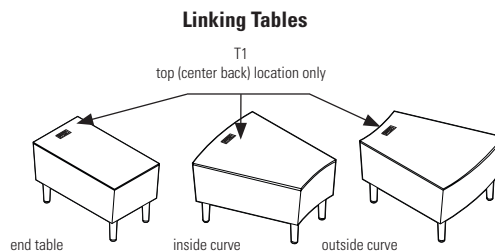
|              |          |            |               |           |                   |              |           |           |
|--------------|----------|------------|---------------|-----------|-------------------|--------------|-----------|-----------|
| R27858       | -ACJ     | -CHM       | -S6           | -AS       | -NC               | -W           | -T1       | -RS       |
| Model number | Laminate | Leg finish | Leg selection | Leg angle | Additional weight | Power finish | Power/USB | Fasteners |

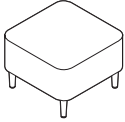
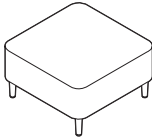
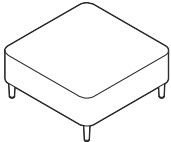
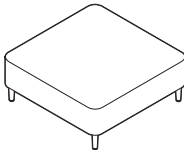
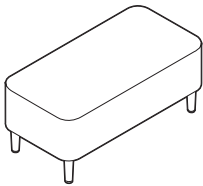
ELECTRICAL PLACEMENT

Coffee Tables

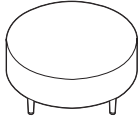


Linking Tables



| DESCRIPTION  | FEATURES  | MODEL#               | STANDARD TEXTILE GRADES  |   |                    |                 |   |                 |  |  |                 |  |   |   |   |   |   |   |   |   |       |    |    |   |   |   |   |   |         |      |     |   |   |   |
|--|---|----------------------|--|---|--------------------|-----------------|---|-----------------|--|--|-----------------|--|---|---|---|---|---|---|---|---|-------|----|----|---|---|---|---|---|---------|------|-----|---|---|---|
|  <p><b>24" Square Laminate Coffee Table</b><br/>COM: N/A<br/>Unit weight: 40 LB   18.14 KG<br/>Carton weight: 40 LB   18.14 KG<br/>Carton volume: 10.7 FT<sup>3</sup>   0.3 MT<sup>3</sup></p>      | <p>For power/USB unit, please see electrical placement chart.</p> <p>Freestanding unit only.<br/>Add \$533 for 36 lbs. (CW)</p>     | <p><b>R27855</b></p> | List price   |   |                    |                 |   |                 |  |  |                 |  |   |   |   |   |   |   |   |   |       |    |    |   |   |   |   |   |         |      |     |   |   |   |
|  |   |                      | 1329   |   |                    |                 |   |                 |  |  |                 |  |   |   |   |   |   |   |   |   |       |    |    |   |   |   |   |   |         |      |     |   |   |   |
|  |   |                      | <table border="1"> <thead> <tr> <th colspan="3">OVERALL DIMENSIONS</th> <th colspan="3">SEAT DIMENSIONS</th> <th colspan="2">BACK DIMENSIONS</th> </tr> <tr> <th>W</th> <th>D</th> <th>H</th> <th>W</th> <th>D</th> <th>H</th> <th>W</th> <th>H</th> </tr> </thead> <tbody> <tr> <td>IN 24</td> <td>24</td> <td>17</td> <td>-</td> <td>-</td> <td>-</td> <td>-</td> <td>-</td> </tr> <tr> <td>MM 610</td> <td>610</td> <td>432</td> <td>-</td> <td>-</td> <td>-</td> <td>-</td> <td>-</td> </tr> </tbody> </table>   |   | OVERALL DIMENSIONS |                 |   | SEAT DIMENSIONS |  |  | BACK DIMENSIONS |  | W | D | H | W | D | H | W | H | IN 24 | 24 | 17 | - | - | - | - | - | MM 610  | 610  | 432 | - | - | - |
| OVERALL DIMENSIONS   |   |                      | SEAT DIMENSIONS  |   |                    | BACK DIMENSIONS |   |                 |  |  |                 |  |   |   |   |   |   |   |   |   |       |    |    |   |   |   |   |   |         |      |     |   |   |   |
| W  | D   | H                    | W  | D | H                  | W               | H |                 |  |  |                 |  |   |   |   |   |   |   |   |   |       |    |    |   |   |   |   |   |         |      |     |   |   |   |
| IN 24  | 24  | 17                   | -  | - | -                  | -               | - |                 |  |  |                 |  |   |   |   |   |   |   |   |   |       |    |    |   |   |   |   |   |         |      |     |   |   |   |
| MM 610   | 610   | 432                  | -  | - | -                  | -               | - |                 |  |  |                 |  |   |   |   |   |   |   |   |   |       |    |    |   |   |   |   |   |         |      |     |   |   |   |
|  <p><b>30" Square Laminate Coffee Table</b><br/>COM: N/A<br/>Unit weight: 53 LB   24.04 KG<br/>Carton weight: 53 LB   24.04 KG<br/>Carton volume: 15.3 FT<sup>3</sup>   0.43 MT<sup>3</sup></p>     | <p>For power/USB unit, please see electrical placement chart.</p> <p>Freestanding unit only.<br/>Add \$400 for 27 lbs. (CW)</p>     | <p><b>R27856</b></p> | List price   |   |                    |                 |   |                 |  |  |                 |  |   |   |   |   |   |   |   |   |       |    |    |   |   |   |   |   |         |      |     |   |   |   |
|  |   |                      | 1392   |   |                    |                 |   |                 |  |  |                 |  |   |   |   |   |   |   |   |   |       |    |    |   |   |   |   |   |         |      |     |   |   |   |
|  |   |                      | <table border="1"> <thead> <tr> <th colspan="3">OVERALL DIMENSIONS</th> <th colspan="3">SEAT DIMENSIONS</th> <th colspan="2">BACK DIMENSIONS</th> </tr> <tr> <th>W</th> <th>D</th> <th>H</th> <th>W</th> <th>D</th> <th>H</th> <th>W</th> <th>H</th> </tr> </thead> <tbody> <tr> <td>IN 30</td> <td>30</td> <td>17</td> <td>-</td> <td>-</td> <td>-</td> <td>-</td> <td>-</td> </tr> <tr> <td>MM 762</td> <td>762</td> <td>432</td> <td>-</td> <td>-</td> <td>-</td> <td>-</td> <td>-</td> </tr> </tbody> </table>   |   | OVERALL DIMENSIONS |                 |   | SEAT DIMENSIONS |  |  | BACK DIMENSIONS |  | W | D | H | W | D | H | W | H | IN 30 | 30 | 17 | - | - | - | - | - | MM 762  | 762  | 432 | - | - | - |
| OVERALL DIMENSIONS   |   |                      | SEAT DIMENSIONS  |   |                    | BACK DIMENSIONS |   |                 |  |  |                 |  |   |   |   |   |   |   |   |   |       |    |    |   |   |   |   |   |         |      |     |   |   |   |
| W  | D   | H                    | W  | D | H                  | W               | H |                 |  |  |                 |  |   |   |   |   |   |   |   |   |       |    |    |   |   |   |   |   |         |      |     |   |   |   |
| IN 30  | 30  | 17                   | -  | - | -                  | -               | - |                 |  |  |                 |  |   |   |   |   |   |   |   |   |       |    |    |   |   |   |   |   |         |      |     |   |   |   |
| MM 762   | 762   | 432                  | -  | - | -                  | -               | - |                 |  |  |                 |  |   |   |   |   |   |   |   |   |       |    |    |   |   |   |   |   |         |      |     |   |   |   |
|  <p><b>36" Square Laminate Coffee Table</b><br/>COM: N/A<br/>Unit weight: 75 LB   34.01 KG<br/>Carton weight: 75 LB   34.02 KG<br/>Carton volume: 20.6 FT<sup>3</sup>   0.58 MT<sup>3</sup></p>     | <p>For power/USB unit, please see electrical placement chart.</p> <p>Freestanding unit only.<br/>No additional weight required.</p> | <p><b>R27857</b></p> | List price   |   |                    |                 |   |                 |  |  |                 |  |   |   |   |   |   |   |   |   |       |    |    |   |   |   |   |   |         |      |     |   |   |   |
|  |   |                      | 1541   |   |                    |                 |   |                 |  |  |                 |  |   |   |   |   |   |   |   |   |       |    |    |   |   |   |   |   |         |      |     |   |   |   |
|  |   |                      | <table border="1"> <thead> <tr> <th colspan="3">OVERALL DIMENSIONS</th> <th colspan="3">SEAT DIMENSIONS</th> <th colspan="2">BACK DIMENSIONS</th> </tr> <tr> <th>W</th> <th>D</th> <th>H</th> <th>W</th> <th>D</th> <th>H</th> <th>W</th> <th>H</th> </tr> </thead> <tbody> <tr> <td>IN 36</td> <td>36</td> <td>17</td> <td>-</td> <td>-</td> <td>-</td> <td>-</td> <td>-</td> </tr> <tr> <td>MM 914</td> <td>914</td> <td>432</td> <td>-</td> <td>-</td> <td>-</td> <td>-</td> <td>-</td> </tr> </tbody> </table>   |   | OVERALL DIMENSIONS |                 |   | SEAT DIMENSIONS |  |  | BACK DIMENSIONS |  | W | D | H | W | D | H | W | H | IN 36 | 36 | 17 | - | - | - | - | - | MM 914  | 914  | 432 | - | - | - |
| OVERALL DIMENSIONS   |   |                      | SEAT DIMENSIONS  |   |                    | BACK DIMENSIONS |   |                 |  |  |                 |  |   |   |   |   |   |   |   |   |       |    |    |   |   |   |   |   |         |      |     |   |   |   |
| W  | D   | H                    | W  | D | H                  | W               | H |                 |  |  |                 |  |   |   |   |   |   |   |   |   |       |    |    |   |   |   |   |   |         |      |     |   |   |   |
| IN 36  | 36  | 17                   | -  | - | -                  | -               | - |                 |  |  |                 |  |   |   |   |   |   |   |   |   |       |    |    |   |   |   |   |   |         |      |     |   |   |   |
| MM 914   | 914   | 432                  | -  | - | -                  | -               | - |                 |  |  |                 |  |   |   |   |   |   |   |   |   |       |    |    |   |   |   |   |   |         |      |     |   |   |   |
|  <p><b>42" Square Laminate Coffee Table</b><br/>COM: N/A<br/>Unit weight: 115 LB   52.16 KG<br/>Carton weight: 115 LB   52.16 KG<br/>Carton volume: 26.7 FT<sup>3</sup>   0.75 MT<sup>3</sup></p> | <p>For power/USB unit, please see electrical placement chart.</p> <p>Freestanding unit only.<br/>No additional weight required.</p> | <p><b>R27858</b></p> | List price   |   |                    |                 |   |                 |  |  |                 |  |   |   |   |   |   |   |   |   |       |    |    |   |   |   |   |   |         |      |     |   |   |   |
|  |   |                      | 1706   |   |                    |                 |   |                 |  |  |                 |  |   |   |   |   |   |   |   |   |       |    |    |   |   |   |   |   |         |      |     |   |   |   |
|  |   |                      | <table border="1"> <thead> <tr> <th colspan="3">OVERALL DIMENSIONS</th> <th colspan="3">SEAT DIMENSIONS</th> <th colspan="2">BACK DIMENSIONS</th> </tr> <tr> <th>W</th> <th>D</th> <th>H</th> <th>W</th> <th>D</th> <th>H</th> <th>W</th> <th>H</th> </tr> </thead> <tbody> <tr> <td>IN 42</td> <td>42</td> <td>17</td> <td>-</td> <td>-</td> <td>-</td> <td>-</td> <td>-</td> </tr> <tr> <td>MM 1067</td> <td>1067</td> <td>432</td> <td>-</td> <td>-</td> <td>-</td> <td>-</td> <td>-</td> </tr> </tbody> </table> |   | OVERALL DIMENSIONS |                 |   | SEAT DIMENSIONS |  |  | BACK DIMENSIONS |  | W | D | H | W | D | H | W | H | IN 42 | 42 | 17 | - | - | - | - | - | MM 1067 | 1067 | 432 | - | - | - |
| OVERALL DIMENSIONS   |   |                      | SEAT DIMENSIONS  |   |                    | BACK DIMENSIONS |   |                 |  |  |                 |  |   |   |   |   |   |   |   |   |       |    |    |   |   |   |   |   |         |      |     |   |   |   |
| W  | D   | H                    | W  | D | H                  | W               | H |                 |  |  |                 |  |   |   |   |   |   |   |   |   |       |    |    |   |   |   |   |   |         |      |     |   |   |   |
| IN 42  | 42  | 17                   | -  | - | -                  | -               | - |                 |  |  |                 |  |   |   |   |   |   |   |   |   |       |    |    |   |   |   |   |   |         |      |     |   |   |   |
| MM 1067  | 1067  | 432                  | -  | - | -                  | -               | - |                 |  |  |                 |  |   |   |   |   |   |   |   |   |       |    |    |   |   |   |   |   |         |      |     |   |   |   |
|  <p><b>Rectangular Laminate Coffee Table</b><br/>COM: N/A<br/>Unit weight: 55 LB   24.94 KG<br/>Carton weight: 55 LB   24.95 KG<br/>Carton volume: 14.2 FT<sup>3</sup>   0.4 MT<sup>3</sup></p>   | <p>For power/USB unit, please see electrical placement chart.</p> <p>Freestanding unit only.<br/>Add \$267 for 18 lbs. (CW)</p>     | <p><b>R27859</b></p> | List price   |   |                    |                 |   |                 |  |  |                 |  |   |   |   |   |   |   |   |   |       |    |    |   |   |   |   |   |         |      |     |   |   |   |
|  |   |                      | 1400   |   |                    |                 |   |                 |  |  |                 |  |   |   |   |   |   |   |   |   |       |    |    |   |   |   |   |   |         |      |     |   |   |   |
|  |   |                      | <table border="1"> <thead> <tr> <th colspan="3">OVERALL DIMENSIONS</th> <th colspan="3">SEAT DIMENSIONS</th> <th colspan="2">BACK DIMENSIONS</th> </tr> <tr> <th>W</th> <th>D</th> <th>H</th> <th>W</th> <th>D</th> <th>H</th> <th>W</th> <th>H</th> </tr> </thead> <tbody> <tr> <td>IN 40</td> <td>20</td> <td>17</td> <td>-</td> <td>-</td> <td>-</td> <td>-</td> <td>-</td> </tr> <tr> <td>MM 1016</td> <td>508</td> <td>432</td> <td>-</td> <td>-</td> <td>-</td> <td>-</td> <td>-</td> </tr> </tbody> </table>  |   | OVERALL DIMENSIONS |                 |   | SEAT DIMENSIONS |  |  | BACK DIMENSIONS |  | W | D | H | W | D | H | W | H | IN 40 | 20 | 17 | - | - | - | - | - | MM 1016 | 508  | 432 | - | - | - |
| OVERALL DIMENSIONS   |   |                      | SEAT DIMENSIONS  |   |                    | BACK DIMENSIONS |   |                 |  |  |                 |  |   |   |   |   |   |   |   |   |       |    |    |   |   |   |   |   |         |      |     |   |   |   |
| W  | D   | H                    | W  | D | H                  | W               | H |                 |  |  |                 |  |   |   |   |   |   |   |   |   |       |    |    |   |   |   |   |   |         |      |     |   |   |   |
| IN 40  | 20  | 17                   | -  | - | -                  | -               | - |                 |  |  |                 |  |   |   |   |   |   |   |   |   |       |    |    |   |   |   |   |   |         |      |     |   |   |   |
| MM 1016  | 508   | 432                  | -  | - | -                  | -               | - |                 |  |  |                 |  |   |   |   |   |   |   |   |   |       |    |    |   |   |   |   |   |         |      |     |   |   |   |

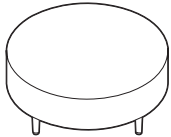
DESCRIPTION FEATURES MODEL# STANDARD TEXTILE GRADES



**36" Dia. Round Laminate Coffee Table**  
 COM: N/A  
 Unit weight: 63 LB | 28.57 KG  
 Carton weight: 63 LB | 28.58 KG  
 Carton volume: 15.3 FT<sup>3</sup> | 0.43 MT<sup>3</sup>

For power/USB unit, please see electrical placement chart.  
 Freestanding unit only.  
 Add \$267 for 18 lbs. (CW)

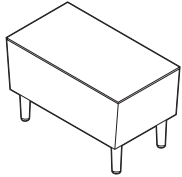
| List price         |      |     |                 |              |   |                 |   |  |
|--------------------|------|-----|-----------------|--------------|---|-----------------|---|--|
| <b>R27860</b>      | 1729 |     |                 |              |   |                 |   |  |
| OVERALL DIMENSIONS |      |     | SEAT DIMENSIONS |              |   | BACK DIMENSIONS |   |  |
| W                  | D    | H   | W               | D            | H | W               | H |  |
| IN 36              | 36   | 17  | -               | -            | - | -               | - |  |
| MM 914             | 914  | 432 | -               | -            | - | -               | - |  |
|                    |      |     | <b>RTA 00</b>   | 1 per carton |   |                 |   |  |



**42" Dia. Round Laminate Coffee Table**  
 COM: N/A  
 Unit weight: 85 LB | 38.55 KG  
 Carton weight: 85 LB | 38.56 KG  
 Carton volume: 20.6 FT<sup>3</sup> | 0.58 MT<sup>3</sup>

For power/USB unit, please see electrical placement chart.  
 Freestanding unit only.  
 No additional weight required.


| List price         |      |     |                 |              |   |                 |   |  |
|--------------------|------|-----|-----------------|--------------|---|-----------------|---|--|
| <b>R27861</b>      | 1889 |     |                 |              |   |                 |   |  |
| OVERALL DIMENSIONS |      |     | SEAT DIMENSIONS |              |   | BACK DIMENSIONS |   |  |
| W                  | D    | H   | W               | D            | H | W               | H |  |
| IN 42              | 42   | 17  | -               | -            | - | -               | - |  |
| MM 1067            | 1067 | 432 | -               | -            | - | -               | - |  |
|                    |      |     | <b>RTA 00</b>   | 1 per carton |   |                 |   |  |



**Rectangular Laminate End Table**  
 COM: N/A  
 Unit weight: 40 LB | 18.14 KG  
 Carton weight: 40 LB | 18.14 KG  
 Carton volume: 20.6 FT<sup>3</sup> | 0.58 MT<sup>3</sup>

For power/USB unit, please see electrical placement chart.  
 Includes ganging hardware (2 sides).  
 Add \$533 for 36 lbs. (CW)

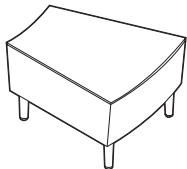
| List price         |      |     |                 |              |   |                 |   |  |
|--------------------|------|-----|-----------------|--------------|---|-----------------|---|--|
| <b>R27862</b>      | 1401 |     |                 |              |   |                 |   |  |
| OVERALL DIMENSIONS |      |     | SEAT DIMENSIONS |              |   | BACK DIMENSIONS |   |  |
| W                  | D    | H   | W               | D            | H | W               | H |  |
| IN 28              | 15   | 17  | -               | -            | - | -               | - |  |
| MM 711             | 381  | 432 | -               | -            | - | -               | - |  |
|                    |      |     | <b>RTA 00</b>   | 1 per carton |   |                 |   |  |



**Inside Curve Laminate End Table**  
 COM: N/A  
 Unit weight: 47 LB | 21.31 KG  
 Carton weight: 47 LB | 21.32 KG  
 Carton volume: 13.3 FT<sup>3</sup> | 0.37 MT<sup>3</sup>

For power/USB unit, please see electrical placement chart.  
 Includes ganging hardware (2 sides).  
 Add \$533 for 36 lbs. (CW)


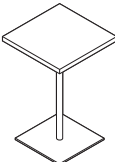
| List price         |      |     |                 |              |   |                 |   |  |
|--------------------|------|-----|-----------------|--------------|---|-----------------|---|--|
| <b>R27863</b>      | 1850 |     |                 |              |   |                 |   |  |
| OVERALL DIMENSIONS |      |     | SEAT DIMENSIONS |              |   | BACK DIMENSIONS |   |  |
| W                  | D    | H   | W               | D            | H | W               | H |  |
| IN 28              | 17   | 17  | -               | -            | - | -               | - |  |
| MM 711             | 432  | 432 | -               | -            | - | -               | - |  |
|                    |      |     | <b>RTA 00</b>   | 1 per carton |   |                 |   |  |



**Outside Curve Laminate End Table**  
 COM: N/A  
 Unit weight: 47 LB | 21.31 KG  
 Carton weight: 47 LB | 21.32 KG  
 Carton volume: 13.3 FT<sup>3</sup> | 0.37 MT<sup>3</sup>

For power/USB unit, please see electrical placement chart.  
 Includes ganging hardware (2 sides).  
 Add \$533 for 36 lbs. (CW)

| List price         |      |     |                 |              |   |                 |   |  |
|--------------------|------|-----|-----------------|--------------|---|-----------------|---|--|
| <b>R27864</b>      | 1850 |     |                 |              |   |                 |   |  |
| OVERALL DIMENSIONS |      |     | SEAT DIMENSIONS |              |   | BACK DIMENSIONS |   |  |
| W                  | D    | H   | W               | D            | H | W               | H |  |
| IN 28              | 17   | 17  | -               | -            | - | -               | - |  |
| MM 711             | 432  | 432 | -               | -            | - | -               | - |  |
|                    |      |     | <b>RTA 00</b>   | 1 per carton |   |                 |   |  |

| DESCRIPTION  | FEATURES           | MODEL# | STANDARD TEXTILE GRADES |  |                    |     |                 |   |                 |   |   |   |
|--|--------------------|--------|-------------------------|--|--------------------|-----|-----------------|---|-----------------|---|---|---|
|  <p><b>18" Dia. Round Laminate Laptop Table</b><br/>                     COM: N/A<br/>                     Unit weight: 22 LB   10 KG<br/>                     Carton weight: 32 LB   14.51 KG<br/>                     Carton volume: 6 FT³   0.16 MT³</p> | No power/USB unit. | 7743   | List price              |  |                    |     |                 |   |                 |   |   |   |
|  |                    |        | 1063                    |  |                    |     |                 |   |                 |   |   |   |
|  |                    |        |                         |  | OVERALL DIMENSIONS |     | SEAT DIMENSIONS |   | BACK DIMENSIONS |   |   |   |
|  |                    |        |                         |  | W                  | D   | H               | W | D               | H | W | H |
|  |                    |        |                         |  | IN 18              | 18  | 25.25           | - | -               | - | - | - |
|  |                    |        |                         |  | MM 457             | 457 | 641             | - | -               | - | - | - |
|  |                    |        |                         |  | RTA 00             |     | courier         |   | 1 per carton    |   |   |   |
|  |                    |        |                         |  | RTA 00             |     | courier         |   | 1 per carton    |   |   |   |
|  |                    |        |                         |  | RTA 00             |     | courier         |   | 1 per carton    |   |   |   |
|  |                    |        |                         |  | RTA 00             |     | courier         |   | 1 per carton    |   |   |   |
|  <p><b>16" Square Laminate Laptop Table</b><br/>                     COM: N/A<br/>                     Unit weight: 26 LB   11.8 KG<br/>                     Carton weight: 36 LB   16.33 KG<br/>                     Carton volume: 6 FT³   0.16 MT³</p>   | No power/USB unit. | 7745   | List price              |  |                    |     |                 |   |                 |   |   |   |
|  |                    |        | 1035                    |  |                    |     |                 |   |                 |   |   |   |
|  |                    |        |                         |  | OVERALL DIMENSIONS |     | SEAT DIMENSIONS |   | BACK DIMENSIONS |   |   |   |
|  |                    |        |                         |  | W                  | D   | H               | W | D               | H | W | H |
|  |                    |        |                         |  | IN 16              | 16  | 25.25           | - | -               | - | - | - |
|  |                    |        |                         |  | MM 406             | 406 | 641             | - | -               | - | - | - |
|  |                    |        |                         |  | RTA 00             |     | courier         |   | 1 per carton    |   |   |   |
|  |                    |        |                         |  | RTA 00             |     | courier         |   | 1 per carton    |   |   |   |
|  |                    |        |                         |  | RTA 00             |     | courier         |   | 1 per carton    |   |   |   |
|  |                    |        |                         |  | RTA 00             |     | courier         |   | 1 per carton    |   |   |   |



SIRENA



models 3371 Lounge Chairs, 3373 Two Seat Sofa, 3400 Coffee Table and 3402 End Table



model 3371



model 3372CRTL



STANDARD FEATURES

- Modern club style seating includes: lounge chair, two and three seat sofas.
- Complete with modern tables for reception areas, meeting rooms and private office use.
- Distinctive round style feet are finished in Black only.
- All models have fixed, non-removable seat cushions with arm height at 25" in the front.
- When ordering models with tablet, please specify for left hand or for right hand tablet. See models below.
- Tablets rotate and are non-removable. Overall tablet size is 17"W by 14"D.
- Laminate tops are 1" thick.
- Table legs are 1.5" steel tubing, tapered toward the bottom to 7/8", equipped with self-leveling, pivoting steel glides.
- (C1M) dual wheel carpet casters are standard. Casters are available on lounge chairs only.
- Upholstery options: fabric, vinyl or leather. Vinyl and leather models may feature stitch detail across the seat and/or back cushions, if applicable.

OPTIONAL FEATURES

- Laminate tables, tablets and book shelves are offered in the following laminate finishes: Absolute Acajou (ACJ), Asian Night (ASN), Avant Cherry (AWC), Avant Honey (AWH), Black (BLK), Blizzard (BZD), Clear Maple (CMB), Custom Grey (CGY), Dark Espresso (DES), Designer White (DWT), Fashionista (FAS), First Class (FCL), Noce Biondo (NBL), Noce Grigio (NGL), Noce Leggero (NEL), Noce Medio (NML), Sheer Beauty (SBY), Quatered Mahogany (QTM), Stonedust (SDT), Walnut Heights (WHE), White Chocolate (WHC) and Winter Cherry (WCR). Please specify.
- Table legs are available in Black (TBL) or Tungsten (TTU). No upcharge.

DESCRIPTION

FEATURES

MODEL#

STANDARD TEXTILE GRADES



Lounge Chair Fabric

COM: 4.25 YD | 3.89 M  
 Unit weight: 45 LB | 20.5 KG  
 Carton weight: 52 LB | 23.59 KG  
 Carton volume: 19.25 FT³ | 0.54 MT³

|             |   |      |      |      |      |      |      |      |      |      |      |      |
|-------------|---|------|------|------|------|------|------|------|------|------|------|------|
|             | 1 | 2    | 3    | 4    | 5    | 6    | 7    | 8    | 9    | 10   | 11   | 12   |
| <b>3371</b> | - | 1148 | 1263 | 1395 | 1611 | 1811 | 2011 | 2185 | 2402 | 2606 | 2882 | 3273 |

OVERALL DIMENSIONS

W D H

SEAT DIMENSIONS

W D H

BACK DIMENSIONS

W H

|    |      |      |      |     |     |      |     |      |
|----|------|------|------|-----|-----|------|-----|------|
| IN | 30.5 | 29.5 | 28.5 | 20  | 20  | 17.5 | 19  | 11.5 |
| MM | 775  | 749  | 724  | 508 | 508 | 445  | 483 | 292  |

RTA 00 1 per carton



Lounge Chair w/Casters

COM: 4.25 YD | 3.89 M  
 Unit weight: 47 LB | 21.4 KG  
 Carton weight: 52 LB | 23.59 KG  
 Carton volume: 19.25 FT³ | 0.54 MT³

|              |   |      |      |      |      |      |      |      |      |      |      |      |
|--------------|---|------|------|------|------|------|------|------|------|------|------|------|
|              | 1 | 2    | 3    | 4    | 5    | 6    | 7    | 8    | 9    | 10   | 11   | 12   |
| <b>3371C</b> | - | 1242 | 1357 | 1489 | 1705 | 1905 | 2105 | 2279 | 2496 | 2700 | 2976 | 3367 |

OVERALL DIMENSIONS

W D H

SEAT DIMENSIONS

W D H

BACK DIMENSIONS

W H

|    |      |      |      |     |     |     |     |      |
|----|------|------|------|-----|-----|-----|-----|------|
| IN | 30.5 | 29.5 | 29.5 | 20  | 20  | 18  | 19  | 12.5 |
| MM | 775  | 749  | 749  | 508 | 508 | 457 | 483 | 318  |

RTA 00 1 per carton



3371LTL



3371RTL

Lounge Chair w/Laminate Tablet

COM: 4.25 YD | 3.89 M  
 Unit weight: 53 LB | 24.1 KG  
 Carton weight: 58 LB | 26.31 KG  
 Carton volume: 19.25 FT³ | 0.54 MT³

|                           |   |      |      |      |      |      |      |      |      |      |      |      |
|---------------------------|---|------|------|------|------|------|------|------|------|------|------|------|
|                           | 1 | 2    | 3    | 4    | 5    | 6    | 7    | 8    | 9    | 10   | 11   | 12   |
| <b>3371LTL</b><br>3371RTL | - | 1561 | 1676 | 1808 | 2024 | 2224 | 2424 | 2598 | 2815 | 3019 | 3295 | 3686 |

OVERALL DIMENSIONS

W D H

SEAT DIMENSIONS









W D H

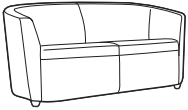
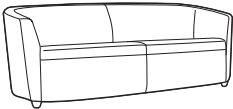




BACK DIMENSIONS

W H

|    |      |      |      |     |     |      |     |      |
|----|------|------|------|-----|-----|------|-----|------|
| IN | 32.5 | 29.5 | 28.5 | 20  | 20  | 17.5 | 19  | 11.5 |
| MM | 826  | 749  | 724  | 508 | 508 | 445  | 483 | 292  |

RTA 00 1 per carton

| DESCRIPTION  | FEATURES   | MODEL#   | STANDARD TEXTILE GRADES |   |   |      |                                    |                                    |      |      |      |      |      |      |      |  |
|--|--|--|-------------------------|---|---|------|------------------------------------|------------------------------------|------|------|------|------|------|------|------|--|
|  |  |  | 1                       | 2   | 3   | 4    | 5                                  | 6                                  | 7    | 8    | 9    | 10   | 11   | 12   |      |  |
| <br><b>3371CLTL</b>   | <br><b>3371CRTL</b>   | <b>3371CLTL</b><br>3371CRTL  | -                       | 1652                                      | 1767                                      | 1899 | 2115                               | 2315                               | 2515 | 2689 | 2906 | 3110 | 3386 | 3777 |      |  |
|  |  | <b>OVERALL DIMENSIONS</b><br>W      D      H   |                         |   | <b>SEAT DIMENSIONS</b><br>W      D      H |      |                                    | <b>BACK DIMENSIONS</b><br>W      H |      |      |      |      |      |      |      |  |
|  |  | IN 32      29.5      29.5      20      20      18      19      12.5<br>MM 813      749      749      508      508      457      483      318     |                         |   |   |      |                                    |                                    |      |      |      |      |      |      |      |  |
|  |  | <b>RTA 00</b>  |                         |   | 1 per carton                              |      |                                    |                                    |      |      |      |      |      |      |      |  |
|  |  | COM: 4.25 YD   3.89 M<br>Unit weight: 57 LB   25.9 KG<br>Carton weight: 62 LB   28.12 KG<br>Carton volume: 19.25 FT³   0.54 MT³                  |                         |   |   |      |                                    |                                    |      |      |      |      |      |      |      |  |
| <br><b>3372</b>       |  |  | <b>3372</b>             | -   | 1371                                      | 1486 | 1618                               | 1834                               | 2034 | 2234 | 2408 | 2625 | 2829 | 3105 | 3496 |  |
|  | <b>OVERALL DIMENSIONS</b><br>W      D      H   |  |                         | <b>SEAT DIMENSIONS</b><br>W      D      H |   |      | <b>BACK DIMENSIONS</b><br>W      H |                                    |      |      |      |      |      |      |      |  |
|  | IN 30.5      29.5      28.5      20      20      17.5      19      11.5<br>MM 775      749      724      508      508      445      483      292 |  |                         |   |   |      |                                    |                                    |      |      |      |      |      |      |      |  |
|  | <b>RTA 00</b>  |  |                         | 1 per carton                              |   |      |                                    |                                    |      |      |      |      |      |      |      |  |
|  | COM: 4.25 YD   3.89 M<br>Unit weight: 47 LB   21.4 KG<br>Carton weight: 55 LB   24.95 KG<br>Carton volume: 19.25 FT³   0.54 MT³                  |  |                         |   |   |      |                                    |                                    |      |      |      |      |      |      |      |  |
| <br><b>3372C</b>      |  |  | <b>3372C</b>            | -   | 1464                                      | 1579 | 1711                               | 1927                               | 2127 | 2327 | 2501 | 2718 | 2922 | 3198 | 3589 |  |
|  | <b>OVERALL DIMENSIONS</b><br>W      D      H   |  |                         | <b>SEAT DIMENSIONS</b><br>W      D      H |   |      | <b>BACK DIMENSIONS</b><br>W      H |                                    |      |      |      |      |      |      |      |  |
|  | IN 30.5      29.5      28.5      20      20      17.5      19      11.5<br>MM 775      749      724      508      508      445      483      292 |  |                         |   |   |      |                                    |                                    |      |      |      |      |      |      |      |  |
|  | <b>RTA 00</b>  |  |                         | 1 per carton                              |   |      |                                    |                                    |      |      |      |      |      |      |      |  |
|  | COM: 4.25 YD   3.89 M<br>Unit weight: 47 LB   21.4 KG<br>Carton weight: 55 LB   24.95 KG<br>Carton volume: 19.25 FT³   0.54 MT³                  |  |                         |   |   |      |                                    |                                    |      |      |      |      |      |      |      |  |
| <br><b>3372LTL</b>  | <br><b>3372RTL</b>  | <b>3372LTL</b><br>3372RTL  | -                       | 1782                                      | 1897                                      | 2029 | 2245                               | 2445                               | 2645 | 2819 | 3036 | 3240 | 3516 | 3907 |      |  |
|  |  | <b>OVERALL DIMENSIONS</b><br>W      D      H   |                         |   | <b>SEAT DIMENSIONS</b><br>W      D      H |      |                                    | <b>BACK DIMENSIONS</b><br>W      H |      |      |      |      |      |      |      |  |
|  |  | IN 32.5      29.5      28.5      20      20      17.5      19      11.5<br>MM 826      749      724      508      508      445      483      292 |                         |   |   |      |                                    |                                    |      |      |      |      |      |      |      |  |
|  |  | <b>RTA 00</b>  |                         |   | 1 per carton                              |      |                                    |                                    |      |      |      |      |      |      |      |  |
|  |  | COM: 4.25 YD   3.89 M<br>Unit weight: 58 LB   26.4 KG<br>Carton weight: 66 LB   29.94 KG<br>Carton volume: 19.25 FT³   0.54 MT³                  |                         |   |   |      |                                    |                                    |      |      |      |      |      |      |      |  |
| <br><b>3372CLTL</b> | <br><b>3372CRTL</b>   | <b>3372CLTL</b><br>3372CRTL  | -                       | 1874                                      | 1989                                      | 2121 | 2337                               | 2537                               | 2737 | 2911 | 3128 | 3332 | 3608 | 3999 |      |  |
|  |  | <b>OVERALL DIMENSIONS</b><br>W      D      H   |                         |   | <b>SEAT DIMENSIONS</b><br>W      D      H |      |                                    | <b>BACK DIMENSIONS</b><br>W      H |      |      |      |      |      |      |      |  |
|  |  | IN 32.5      29.5      28.5      20      20      17.5      19      11.5<br>MM 826      749      724      508      508      445      483      292 |                         |   |   |      |                                    |                                    |      |      |      |      |      |      |      |  |
|  |  | <b>RTA 00</b>  |                         |   | 1 per carton                              |      |                                    |                                    |      |      |      |      |      |      |      |  |
|  |  | COM: 4.25 YD   3.89 M<br>Unit weight: 58 LB   26.4 KG<br>Carton weight: 66 LB   29.94 KG<br>Carton volume: 19.25 FT³   0.54 MT³                  |                         |   |   |      |                                    |                                    |      |      |      |      |      |      |      |  |

| DESCRIPTION  | FEATURES | MODEL#      | STANDARD TEXTILE GRADES |   |              |          |                        |          |          |                        |          |      |      |      |  |
|--|----------|-------------|-------------------------|---|--------------|----------|------------------------|----------|----------|------------------------|----------|------|------|------|--|
|  |          |             | 1                       | 2   | 3            | 4        | 5                      | 6        | 7        | 8                      | 9        | 10   | 11   | 12   |  |
|  <p><b>Two Seat Sofa</b><br/>COM: 7 YD   6.4 M<br/>Unit weight: 82 LB   37.3 KG<br/>Carton weight: 92 LB   41.73 KG<br/>Carton volume: 48 FT³   1.35 MT³</p>            |          | <b>3373</b> | -                       | 2036  | 2225         | 2442     | 2799                   | 3128     | 3457     | 3744                   | 4101     | 4437 | 4892 | 5536 |  |
|  |          |             |                         | <b>OVERALL DIMENSIONS</b>   |              |          | <b>SEAT DIMENSIONS</b> |          |          | <b>BACK DIMENSIONS</b> |          |      |      |      |  |
|  |          |             |                         | <b>W</b>  | <b>D</b>     | <b>H</b> | <b>W</b>               | <b>D</b> | <b>H</b> | <b>W</b>               | <b>H</b> |      |      |      |  |
|  |          |             |                         | IN 62   | 29.5         | 28.5     | 53                     | 20       | 17.5     | 53                     | 11.5     |      |      |      |  |
|  |          |             |                         | MM 1575   | 749          | 724      | 1346                   | 508      | 445      | 1346                   | 292      |      |      |      |  |
|  |          |             | <b>RTA 00</b>           | 1 per carton  |              |          |                        |          |          |                        |          |      |      |      |  |
|  <p><b>Three Seat Sofa</b><br/>COM: 7.75 YD   7.09 M<br/>Unit weight: 97 LB   44.1 KG<br/>Carton weight: 107 LB   48.53 KG<br/>Carton volume: 55.5 FT³   1.57 MT³</p>   |          | <b>3374</b> | -                       | 2405  | 2614         | 2855     | 3250                   | 3614     | 3978     | 4296                   | 4691     | 5063 | 5567 | 6280 |  |
|  |          |             |                         | <b>OVERALL DIMENSIONS</b>   |              |          | <b>SEAT DIMENSIONS</b> |          |          | <b>BACK DIMENSIONS</b> |          |      |      |      |  |
|  |          |             |                         | <b>W</b>  | <b>D</b>     | <b>H</b> | <b>W</b>               | <b>D</b> | <b>H</b> | <b>W</b>               | <b>H</b> |      |      |      |  |
|  |          |             |                         | IN 81.5   | 29.5         | 28.5     | 72.5                   | 20       | 17.5     | 72.5                   | 11.5     |      |      |      |  |
|  |          |             |                         | MM 2070   | 749          | 724      | 1842                   | 508      | 445      | 1842                   | 292      |      |      |      |  |
|  |          |             | <b>RTA 00</b>           | 1 per carton  |              |          |                        |          |          |                        |          |      |      |      |  |
|  <p><b>Coffee Table - 48" Laminate Top</b><br/>COM: N/A<br/>Unit weight: 44 LB   20 KG<br/>Carton weight: 52 LB   23.59 KG<br/>Carton volume: 17.25 FT³   0.48 MT³</p>  |          | <b>3400</b> | List price              |   |              |          |                        |          |          |                        |          |      |      |      |  |
|  |          |             |                         | 1214  |              |          |                        |          |          |                        |          |      |      |      |  |
|  |          |             |                         | <b>OVERALL DIMENSIONS</b>   |              |          | <b>SEAT DIMENSIONS</b> |          |          | <b>BACK DIMENSIONS</b> |          |      |      |      |  |
|  |          |             |                         | <b>W</b>  | <b>D</b>     | <b>H</b> | <b>W</b>               | <b>D</b> | <b>H</b> | <b>W</b>               | <b>H</b> |      |      |      |  |
|  |          |             |                         | IN 48   | 22           | 14.5     | -                      | -        | -        | -                      | -        |      |      |      |  |
|  |          |             | MM 1219                 | 559   | 368          | -        | -                      | -        | -        | -                      |          |      |      |      |  |
|  |          |             | <b>RTA 00</b>           | 1 per carton  |              |          |                        |          |          |                        |          |      |      |      |  |
|  <p><b>Coffee Table - 56" Laminate Top</b><br/>COM: N/A<br/>Unit weight: 50 LB   22.7 KG<br/>Carton weight: 60 LB   27.22 KG<br/>Carton volume: 19 FT³   0.53 MT³</p> |          | <b>3401</b> | List price              |   |              |          |                        |          |          |                        |          |      |      |      |  |
|  |          |             |                         | 1346  |              |          |                        |          |          |                        |          |      |      |      |  |
|  |          |             |                         | <b>OVERALL DIMENSIONS</b>   |              |          | <b>SEAT DIMENSIONS</b> |          |          | <b>BACK DIMENSIONS</b> |          |      |      |      |  |
|  |          |             |                         | <b>W</b>  | <b>D</b>     | <b>H</b> | <b>W</b>               | <b>D</b> | <b>H</b> | <b>W</b>               | <b>H</b> |      |      |      |  |
|  |          |             |                         | IN 56   | 22           | 14.5     | -                      | -        | -        | -                      | -        |      |      |      |  |
|  |          |             | MM 1422                 | 559   | 368          | -        | -                      | -        | -        | -                      |          |      |      |      |  |
|  |          |             | <b>RTA 00</b>           | 1 per carton  |              |          |                        |          |          |                        |          |      |      |      |  |
|  <p><b>End Table - Laminate Top</b><br/>COM: N/A<br/>Unit weight: 20 LB   9.1 KG<br/>Carton weight: 26 LB   11.79 KG<br/>Carton volume: 7.75 FT³   0.21 MT³</p>       |          | <b>3402</b> | List price              |   |              |          |                        |          |          |                        |          |      |      |      |  |
|  |          |             |                         | 1007  |              |          |                        |          |          |                        |          |      |      |      |  |
|  |          |             |                         | <b>OVERALL DIMENSIONS</b>   |              |          | <b>SEAT DIMENSIONS</b> |          |          | <b>BACK DIMENSIONS</b> |          |      |      |      |  |
|  |          |             |                         | <b>W</b>  | <b>D</b>     | <b>H</b> | <b>W</b>               | <b>D</b> | <b>H</b> | <b>W</b>               | <b>H</b> |      |      |      |  |
|  |          |             |                         | IN 17   | 22           | 14.5     | -                      | -        | -        | -                      | -        |      |      |      |  |
|  |          |             | MM 432                  | 559   | 368          | -        | -                      | -        | -        | -                      |          |      |      |      |  |
|  |          |             | <b>RTA 00</b>           |  | 1 per carton |          |                        |          |          |                        |          |      |      |      |  |

VENTURE



48\"/>



78\"/>



60\"/>

STANDARD FEATURES

- Venture is a solid and durable banquette seating series ideal for impromptu meetings.
- Banquettes are available with or without fully upholstered backs. Open back banquettes are intended to be placed against walls or in other layouts where the back will not be visible.
- Heavy duty frame with interlocking plywood, puzzle box construction suitable for public environments.
- Cushions are fixed and non-removable and made with highly resilient foam for extra comfort.
- Ganging bracket kit (8509) gangs two single back models back to back. Kit contains two brackets.
- Standard with metal legs and Black glides, suitable for carpet and hard surface flooring.
- Closed back models are fully upholstered for use in open settings and to support reconfiguration.
- Open back models are available for use against walls or for ganging back to back. They have a Black outer back protective dust cover.
- Double back models (#8508-48, #8508-60, #8508-72, #8508-78) measure 55\"/>

OPTIONAL FEATURES

- **Leg finish** (no upcharge)  
**(TBL)** Black  
**(CHM)** Chrome  
**(TTU)** Tungsten
- **Packaging options** (no upcharge)  
*available on double back models only*  
**(ST)** fully assembled (standard)  
**(KD)** knocked down




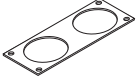

EXAMPLE VENTURE ORDER CODE:

|         |              |              |            |           |
|---------|--------------|--------------|------------|-----------|
| 8506-48 | EL58         | EL65         | TBL        | ST        |
| Model # | Back Textile | Seat Textile | Leg Finish | Packaging |

| DESCRIPTION  | FEATURES | MODEL #        | STANDARD TEXTILE GRADES   |          |          |                        |          |          |                        |          |      |      |      |      |
|--|----------|----------------|---------------------------|----------|----------|------------------------|----------|----------|------------------------|----------|------|------|------|------|
|  |          |                | 1                         | 2        | 3        | 4                      | 5        | 6        | 7                      | 8        | 9    | 10   | 11   | 12   |
| <p><b>48\"/&gt;                     COM: 6.75 YD   6.17 M<br/>                     Unit weight: 80 LB   36.4 KG<br/>                     Carton weight: 104 LB   47.17 KG<br/>                     Carton volume: 50.75 FT<sup>3</sup>   1.43 MT<sup>3</sup></b></p> |          | <b>8506-48</b> | 3174                      | 3390     | 3572     | 3782                   | 4126     | 4443     | 4760                   | 5037     | 5381 | 5705 | 6144 | 6765 |
|  |          |                | <b>OVERALL DIMENSIONS</b> |          |          | <b>SEAT DIMENSIONS</b> |          |          | <b>BACK DIMENSIONS</b> |          |      |      |      |      |
|  |          |                | <b>W</b>                  | <b>D</b> | <b>H</b> | <b>W</b>               | <b>D</b> | <b>H</b> | <b>W</b>               | <b>H</b> |      |      |      |      |
|  |          |                | IN 48                     | 28       | 48       | 48                     | 19       | 18       | 48                     | 30       |      |      |      |      |
|  |          |                | MM 1219                   | 711      | 1219     | 1219                   | 483      | 457      | 1219                   | 762      |      |      |      |      |
|  |          | <b>RTA 00</b>  | 1 per carton              |          |          |                        |          |          |                        |          |      |      |      |      |
| <p><b>60\"/&gt;                     COM: 8 YD   7.32 M<br/>                     Unit weight: 100 LB   45.5 KG<br/>                     Carton weight: 127 LB   57.61 KG<br/>                     Carton volume: 62.75 FT<sup>3</sup>   1.77 MT<sup>3</sup></b></p>   |          | <b>8506-60</b> | 3703                      | 3959     | 4175     | 4423                   | 4831     | 5207     | 5583                   | 5911     | 6319 | 6703 | 7223 | 7959 |
|  |          |                | <b>OVERALL DIMENSIONS</b> |          |          | <b>SEAT DIMENSIONS</b> |          |          | <b>BACK DIMENSIONS</b> |          |      |      |      |      |
|  |          |                | <b>W</b>                  | <b>D</b> | <b>H</b> | <b>W</b>               | <b>D</b> | <b>H</b> | <b>W</b>               | <b>H</b> |      |      |      |      |
|  |          |                | IN 60                     | 28       | 48       | 60                     | 19       | 18       | 60                     | 30       |      |      |      |      |
|  |          |                | MM 1524                   | 711      | 1219     | 1524                   | 483      | 457      | 1524                   | 762      |      |      |      |      |
|  |          | <b>RTA 00</b>  | 1 per carton              |          |          |                        |          |          |                        |          |      |      |      |      |
| <p><b>72\"/&gt;                     COM: 9 YD   8.23 M<br/>                     Unit weight: 120 LB   54.5 KG<br/>                     Carton weight: 153 LB   69.4 KG<br/>                     Carton volume: 75 FT<sup>3</sup>   2.12 MT<sup>3</sup></b></p>       |          | <b>8506-72</b> | 4122                      | 4410     | 4653     | 4932                   | 5391     | 5814     | 6237                   | 6606     | 7065 | 7497 | 8082 | 8910 |
|  |          |                | <b>OVERALL DIMENSIONS</b> |          |          | <b>SEAT DIMENSIONS</b> |          |          | <b>BACK DIMENSIONS</b> |          |      |      |      |      |
|  |          |                | <b>W</b>                  | <b>D</b> | <b>H</b> | <b>W</b>               | <b>D</b> | <b>H</b> | <b>W</b>               | <b>H</b> |      |      |      |      |
|  |          |                | IN 72                     | 28       | 48       | 72                     | 19       | 18       | 72                     | 30       |      |      |      |      |
|  |          |                | MM 1829                   | 711      | 1219     | 1829                   | 483      | 457      | 1829                   | 762      |      |      |      |      |
|  |          | <b>RTA 00</b>  | 1 per carton              |          |          |                        |          |          |                        |          |      |      |      |      |

| DESCRIPTION   | FEATURES | MODEL #        | STANDARD TEXTILE GRADES   |          |          |                        |          |          |                        |          |      |      |      |      |
|---|----------|----------------|---------------------------|----------|----------|------------------------|----------|----------|------------------------|----------|------|------|------|------|
|   |          |                | 1                         | 2        | 3        | 4                      | 5        | 6        | 7                      | 8        | 9    | 10   | 11   | 12   |
| <br><b>78\"W Three Seater Banquette, Closed Back</b><br>COM: 10 YD   9.14 M<br>Unit weight: 130 LB   59.1 KG<br>Carton weight: 163 LB   73.94 KG<br>Carton volume: 79.75 FT <sup>3</sup>   2.25 MT <sup>3</sup> |          | <b>8506-78</b> | 4409                      | 4729     | 4999     | 5309                   | 5819     | 6289     | 6759                   | 7169     | 7679 | 8159 | 8809 | 9729 |
|   |          |                | <b>OVERALL DIMENSIONS</b> |          |          | <b>SEAT DIMENSIONS</b> |          |          | <b>BACK DIMENSIONS</b> |          |      |      |      |      |
|   |          |                | <b>W</b>                  | <b>D</b> | <b>H</b> | <b>W</b>               | <b>D</b> | <b>H</b> | <b>W</b>               | <b>H</b> |      |      |      |      |
|   |          |                | IN 78                     | 28       | 48       | 78                     | 19       | 18       | 78                     | 30       |      |      |      |      |
|   |          |                | MM 1981                   | 711      | 1219     | 1981                   | 483      | 457      | 1981                   | 762      |      |      |      |      |
|   |          | <b>RTA 00</b>  | 1 per carton              |          |          |                        |          |          |                        |          |      |      |      |      |
| <br><b>48\"W Two Seater Banquette, Open Back</b><br>COM: 5 YD   4.57 M<br>Unit weight: 80 LB   36.4 KG<br>Carton weight: 105 LB   47.63 KG<br>Carton volume: 50.75 FT <sup>3</sup>   1.43 MT <sup>3</sup>       |          | <b>8507-48</b> | 3012                      | 3172     | 3307     | 3462                   | 3717     | 3952     | 4187                   | 4392     | 4647 | 4887 | 5212 | 5672 |
|   |          |                | <b>OVERALL DIMENSIONS</b> |          |          | <b>SEAT DIMENSIONS</b> |          |          | <b>BACK DIMENSIONS</b> |          |      |      |      |      |
|   |          |                | <b>W</b>                  | <b>D</b> | <b>H</b> | <b>W</b>               | <b>D</b> | <b>H</b> | <b>W</b>               | <b>H</b> |      |      |      |      |
|   |          |                | IN 48                     | 28       | 48       | 48                     | 19       | 18       | 48                     | 30       |      |      |      |      |
|   |          |                | MM 1219                   | 711      | 1219     | 1219                   | 483      | 457      | 1219                   | 762      |      |      |      |      |
|   |          | <b>RTA 00</b>  | 1 per carton              |          |          |                        |          |          |                        |          |      |      |      |      |
| <br><b>60\"W Two Seater Banquette, Open Back</b><br>COM: 6 YD   5.49 M<br>Unit weight: 100 LB   45.5 KG<br>Carton weight: 127 LB   57.61 KG<br>Carton volume: 62.75 FT <sup>3</sup>   1.77 MT <sup>3</sup>      |          | <b>8507-60</b> | 3504                      | 3696     | 3858     | 4044                   | 4350     | 4632     | 4914                   | 5160     | 5466 | 5754 | 6144 | 6696 |
|   |          |                | <b>OVERALL DIMENSIONS</b> |          |          | <b>SEAT DIMENSIONS</b> |          |          | <b>BACK DIMENSIONS</b> |          |      |      |      |      |
|   |          |                | <b>W</b>                  | <b>D</b> | <b>H</b> | <b>W</b>               | <b>D</b> | <b>H</b> | <b>W</b>               | <b>H</b> |      |      |      |      |
|   |          |                | IN 60                     | 28       | 48       | 60                     | 19       | 18       | 60                     | 30       |      |      |      |      |
|   |          |                | MM 1524                   | 711      | 1219     | 1524                   | 483      | 457      | 1524                   | 762      |      |      |      |      |
|   |          | <b>RTA 00</b>  | 1 per carton              |          |          |                        |          |          |                        |          |      |      |      |      |
| <br><b>72\"W Three Seater Banquette, Open Back</b><br>COM: 7 YD   6.4 M<br>Unit weight: 120 LB   54.5 KG<br>Carton weight: 153 LB   69.4 KG<br>Carton volume: 75 FT <sup>3</sup>   2.12 MT <sup>3</sup>         |          | <b>8507-72</b> | 3885                      | 4109     | 4298     | 4515                   | 4872     | 5201     | 5530                   | 5817     | 6174 | 6510 | 6965 | 7609 |
|   |          |                | <b>OVERALL DIMENSIONS</b> |          |          | <b>SEAT DIMENSIONS</b> |          |          | <b>BACK DIMENSIONS</b> |          |      |      |      |      |
|   |          |                | <b>W</b>                  | <b>D</b> | <b>H</b> | <b>W</b>               | <b>D</b> | <b>H</b> | <b>W</b>               | <b>H</b> |      |      |      |      |
|   |          |                | IN 72                     | 28       | 48       | 72                     | 19       | 18       | 72                     | 30       |      |      |      |      |
|   |          |                | MM 1829                   | 711      | 1219     | 1829                   | 483      | 457      | 1829                   | 762      |      |      |      |      |
|   |          | <b>RTA 00</b>  | 1 per carton              |          |          |                        |          |          |                        |          |      |      |      |      |
| <br><b>78\"W Three Seater Banquette, Open Back</b><br>COM: 8 YD   7.32 M<br>Unit weight: 130 LB   59.1 KG<br>Carton weight: 163 LB   73.94 KG<br>Carton volume: 79.75 FT <sup>3</sup>   2.25 MT <sup>3</sup>    |          | <b>8507-78</b> | 4134                      | 4390     | 4606     | 4854                   | 5262     | 5638     | 6014                   | 6342     | 6750 | 7134 | 7654 | 8390 |
|   |          |                | <b>OVERALL DIMENSIONS</b> |          |          | <b>SEAT DIMENSIONS</b> |          |          | <b>BACK DIMENSIONS</b> |          |      |      |      |      |
|   |          |                | <b>W</b>                  | <b>D</b> | <b>H</b> | <b>W</b>               | <b>D</b> | <b>H</b> | <b>W</b>               | <b>H</b> |      |      |      |      |
|   |          |                | IN 78                     | 28       | 48       | 78                     | 19       | 18       | 78                     | 30       |      |      |      |      |
|   |          |                | MM 1981                   | 711      | 1219     | 1981                   | 483      | 457      | 1981                   | 762      |      |      |      |      |
|   |          | <b>RTA 00</b>  | 1 per carton              |          |          |                        |          |          |                        |          |      |      |      |      |
| <br><b>48\"W Four Seater Banquette, Double Back</b><br>COM: 9 YD   8.23 M<br>Unit weight: 128 LB   58.2 KG<br>Carton weight: 163 LB   73.94 KG<br>Carton volume: 89.75 FT <sup>3</sup>   2.54 MT <sup>3</sup>   |          | <b>8508-48</b> | 4545                      | 4833     | 5076     | 5355                   | 5814     | 6237     | 6660                   | 7029     | 7488 | 7920 | 8505 | 9333 |
|   |          |                | <b>OVERALL DIMENSIONS</b> |          |          | <b>SEAT DIMENSIONS</b> |          |          | <b>BACK DIMENSIONS</b> |          |      |      |      |      |
|   |          |                | <b>W</b>                  | <b>D</b> | <b>H</b> | <b>W</b>               | <b>D</b> | <b>H</b> | <b>W</b>               | <b>H</b> |      |      |      |      |
|   |          |                | IN 48                     | 55       | 48       | 48                     | 19       | 18       | 48                     | 30       |      |      |      |      |
|   |          |                | MM 1219                   | 1397     | 1219     | 1219                   | 483      | 457      | 1219                   | 762      |      |      |      |      |
|   |          | <b>RTA 00</b>  | 1 per carton              |          |          |                        |          |          |                        |          |      |      |      |      |

Optional knocked down (KD) packaging available (no upcharge)

| DESCRIPTION  | FEATURES   | MODEL # | STANDARD TEXTILE GRADES   |   |              |                        |          |          |                        |          |       |       |       |       |  |  |
|--|--|---------|---------------------------|---|--------------|------------------------|----------|----------|------------------------|----------|-------|-------|-------|-------|--|--|
|  |  |         | 1                         | 2   | 3            | 4                      | 5        | 6        | 7                      | 8        | 9     | 10    | 11    | 12    |  |  |
|  <p><b>60"W Four Seater Banquette, Double Back</b><br/>                     COM: 10 YD   9.14 M<br/>                     Unit weight: 160 LB   72.7 KG<br/>                     Carton weight: 198 LB   89.81 KG<br/>                     Carton volume: 111 FT³   3.14 MT³</p>     | Optional knocked down (KD) packaging available (no upcharge) | 8508-60 | 5325                      | 5645  | 5915         | 6225                   | 6735     | 7205     | 7675                   | 8085     | 8595  | 9075  | 9725  | 10645 |  |  |
|  |  |         | <b>OVERALL DIMENSIONS</b> |   |              | <b>SEAT DIMENSIONS</b> |          |          | <b>BACK DIMENSIONS</b> |          |       |       |       |       |  |  |
|  |  |         | <b>W</b>                  | <b>D</b>  | <b>H</b>     | <b>W</b>               | <b>D</b> | <b>H</b> | <b>W</b>               | <b>H</b> |       |       |       |       |  |  |
|  |  |         | IN 60                     | 55  | 48           | 60                     | 19       | 18       | 60                     | 30       |       |       |       |       |  |  |
|  |  |         | MM 1524                   | 1397  | 1219         | 1524                   | 483      | 457      | 1524                   | 762      |       |       |       |       |  |  |
|  |  |         | <b>RTA 00</b>             | 1 per carton  |              |                        |          |          |                        |          |       |       |       |       |  |  |
|  <p><b>72"W Six Seater Banquette, Double Back</b><br/>                     COM: 11 YD   10.06 M<br/>                     Unit weight: 192 LB   87.3 KG<br/>                     Carton weight: 242 LB   109.77 KG<br/>                     Carton volume: 132.5 FT³   3.75 MT³</p>  | Optional knocked down (KD) packaging available (no upcharge) | 8508-72 | 5993                      | 6345  | 6642         | 6983                   | 7544     | 8061     | 8578                   | 9029     | 9590  | 10118 | 10833 | 11845 |  |  |
|  |  |         | <b>OVERALL DIMENSIONS</b> |   |              | <b>SEAT DIMENSIONS</b> |          |          | <b>BACK DIMENSIONS</b> |          |       |       |       |       |  |  |
|  |  |         | <b>W</b>                  | <b>D</b>  | <b>H</b>     | <b>W</b>               | <b>D</b> | <b>H</b> | <b>W</b>               | <b>H</b> |       |       |       |       |  |  |
|  |  |         | IN 72                     | 55  | 48           | 72                     | 19       | 18       | 72                     | 30       |       |       |       |       |  |  |
|  |  |         | MM 1829                   | 1397  | 1219         | 1829                   | 483      | 457      | 1829                   | 762      |       |       |       |       |  |  |
|  |  |         | <b>RTA 00</b>             | 1 per carton  |              |                        |          |          |                        |          |       |       |       |       |  |  |
|  <p><b>78"W Six Seater Banquette, Double Back</b><br/>                     COM: 12 YD   10.97 M<br/>                     Unit weight: 208 LB   94.5 KG<br/>                     Carton weight: 255 LB   115.67 KG<br/>                     Carton volume: 141.75 FT³   4.01 MT³</p> | Optional knocked down (KD) packaging available (no upcharge) | 8508-78 | 6530                      | 6914  | 7238         | 7610                   | 8222     | 8786     | 9350                   | 9842     | 10454 | 11030 | 11810 | 12914 |  |  |
|  |  |         | <b>OVERALL DIMENSIONS</b> |   |              | <b>SEAT DIMENSIONS</b> |          |          | <b>BACK DIMENSIONS</b> |          |       |       |       |       |  |  |
|  |  |         | <b>W</b>                  | <b>D</b>  | <b>H</b>     | <b>W</b>               | <b>D</b> | <b>H</b> | <b>W</b>               | <b>H</b> |       |       |       |       |  |  |
|  |  |         | IN 78                     | 55  | 48           | 78                     | 19       | 18       | 78                     | 30       |       |       |       |       |  |  |
|  |  |         | MM 1981                   | 1397  | 1219         | 1981                   | 483      | 457      | 1981                   | 762      |       |       |       |       |  |  |
|  |  |         | <b>RTA 00</b>             | 1 per carton  |              |                        |          |          |                        |          |       |       |       |       |  |  |
|  <p><b>Ganging Bracket Kit</b><br/>                     COM: N/A<br/>                     Unit weight: 0.25 LB   - KG<br/>                     Carton weight: 0.5 LB   0.23 KG<br/>                     Carton volume: 0.1 FT³   0.03 MT³</p>                                     | Kit includes 2 brackets.                                     | 8509    | List price                |   |              |                        |          |          |                        |          |       |       |       |       |  |  |
|  |  |         | 75                        |   |              |                        |          |          |                        |          |       |       |       |       |  |  |
|  |  |         | <b>OVERALL DIMENSIONS</b> |   |              | <b>SEAT DIMENSIONS</b> |          |          | <b>BACK DIMENSIONS</b> |          |       |       |       |       |  |  |
|  |  |         | <b>W</b>                  | <b>D</b>  | <b>H</b>     | <b>W</b>               | <b>D</b> | <b>H</b> | <b>W</b>               | <b>H</b> |       |       |       |       |  |  |
|  |  |         | IN 2.5                    | 6   | 0.25         | -                      | -        | -        | -                      | -        |       |       |       |       |  |  |
| MM 64  | 152  | 6       | -                         | -   | -            | -                      | -        |          |                        |          |       |       |       |       |  |  |
|  |  |         | <b>RTA 00</b>             |  | 1 per carton |                        |          |          |                        |          |       |       |       |       |  |  |

**VITROLA**



model 8271

model 8275



model 8274, 8275 and 8276

**STANDARD FEATURES**

- Classic soft seating upholstery design with swooping arms.
- Available in lounge, high back lounge, two seat sofa and three seat sofa.
- Matching ottoman and accent pillow complete the offering.
- Fully upholstered with piping details at the bottom of frame.
- Seat cushions are fixed or sewn tight.
- Standard in tapered maple wood legs. Legs are equipped with White non-marking glides as standard. Suitable for both carpet and hard surface flooring.
- Upholstery options: fabric, vinyl or leather. Vinyl and leather models may feature stitch detail across the seat and/or back cushions, if applicable.
- Back upholstery is continuous without seams. In the event the textile cannot be railroaded, stitch lines will be required (one for 2 seater and two for 3 seater).
- All models ship fully assembled.



**OPTIONAL FEATURES**



Please add option codes in the following order:

- **Model number**  
**8271** Lounge chair  
**8272** Two seat sofa  
**8273** Three seat sofa  
**8274** Ottoman  
**8275** High back lounge chair  
**8276** Accent pillow
- **Fabric**  
Specify fabric code.
- **Wood Legs**  
**(AB)** Absolute (AAM)  
**(BM)** Black (BKM)  
**(AC)** Cherry (ACM)  
**(EO)** English Oak (EOM)  
**(EC)** Espresso Café (ECM)  
**(HT)** Grey (HGM)  
**(AH)** Honey (AHM)  
**(TM)** Mahogany (TMM)  
**(AM)** Maple (AVM)  
**(MW)** Medium Walnut (MWM)  
**(NL)** Natural Walnut (NLW)  
**(AT)** Night (ASM)  
**(BI)** Noce Biondo (NBM)  
**(GI)** Noce Grigio (NGM)  
**(EI)** Noce Leggero (NEM)  
**(MI)** Noce Medio (NMM)  
**(SH)** Shaker Cherry (SKM)  
**(TF)** Fruitwood (TFM)  
**(TW)** Walnut (TWM)  
**(WR)** WC Cream (WTM)  
**(WH)** White (WHM)  
**(WM)** Winter Cherry (WCM)  
(colors shown on website)

**EXAMPLE VITROLA ORDER CODE:**

|         |        |           |
|---------|--------|-----------|
| 8271    | WA50   | HT        |
| Model # | Fabric | Wood Legs |

| DESCRIPTION  | FEATURES     | MODEL #  | STANDARD TEXTILE GRADES |                           |                        |          |                        |                        |          |                        |          |      |      |      |      |      |  |  |
|--|--------------|--|-------------------------|---------------------------|------------------------|----------|------------------------|------------------------|----------|------------------------|----------|------|------|------|------|------|--|--|
|  |              |  | 1                       | 2                         | 3                      | 4        | 5                      | 6                      | 7        | 8                      | 9        | 10   | 11   | 12   |      |      |  |  |
|  <p><b>Lounge Chair</b><br/>                     COM: 5.25 YD   4.8 M<br/>                     Unit weight: 80 LB   36.4 KG<br/>                     Carton weight: 90 LB   40.82 KG<br/>                     Carton volume: 20.25 FT³   0.57 MT³</p> |              | <b>8271</b>  | 1423                    | 1591                      | 1733                   | 1896     | 2163                   | 2410                   | 2657     | 2872                   | 3140     | 3392 | 3733 | 4216 |      |      |  |  |
|  |              | <b>OVERALL DIMENSIONS</b>  |                         |                           | <b>SEAT DIMENSIONS</b> |          |                        | <b>BACK DIMENSIONS</b> |          |                        |          |      |      |      |      |      |  |  |
|  |              | <b>W</b>   | <b>D</b>                | <b>H</b>                  | <b>W</b>               | <b>D</b> | <b>H</b>               | <b>W</b>               | <b>H</b> |                        |          |      |      |      |      |      |  |  |
|  |              | IN 28  | 31                      | 34                        | 22                     | 20       | 18                     | 22                     | 16       |                        |          |      |      |      |      |      |  |  |
|  |              | MM 711   | 787                     | 864                       | 559                    | 508      | 457                    | 559                    | 406      |                        |          |      |      |      |      |      |  |  |
|  |              | <b>RTA 00</b>  | 1 per carton            |                           |                        |          |                        |                        |          |                        |          |      |      |      |      |      |  |  |
|  |              |  <p><b>Two Seat Sofa</b><br/>                     COM: 7.25 YD   6.63 M<br/>                     Unit weight: 95 LB   43.2 KG<br/>                     Carton weight: 107 LB   48.53 KG<br/>                     Carton volume: 36.5 FT³   1.03 MT³</p> |                         | <b>8272</b>               | 2349                   | 2581     | 2777                   | 3002                   | 3371     | 3712                   | 4053     | 4350 | 4720 | 5068 | 5539 | 6206 |  |  |
|  |              |  |                         | <b>OVERALL DIMENSIONS</b> |                        |          | <b>SEAT DIMENSIONS</b> |                        |          | <b>BACK DIMENSIONS</b> |          |      |      |      |      |      |  |  |
|  |              |  |                         | <b>W</b>                  | <b>D</b>               | <b>H</b> | <b>W</b>               | <b>D</b>               | <b>H</b> | <b>W</b>               | <b>H</b> |      |      |      |      |      |  |  |
|  |              |  |                         | IN 51                     | 31                     | 34       | 45                     | 20                     | 18       | 45                     | 16       |      |      |      |      |      |  |  |
| MM 1295  | 787          |  |                         | 864                       | 1143                   | 508      | 457                    | 1143                   | 406      |                        |          |      |      |      |      |      |  |  |
| <b>RTA 00</b>  | 1 per carton |  |                         |                           |                        |          |                        |                        |          |                        |          |      |      |      |      |      |  |  |

| DESCRIPTION   | FEATURES | MODEL #     | STANDARD TEXTILE GRADES   |              |          |                        |          |          |                        |          |          |      |      |      |  |
|---|----------|-------------|---------------------------|--------------|----------|------------------------|----------|----------|------------------------|----------|----------|------|------|------|--|
|   |          |             | 1                         | 2            | 3        | 4                      | 5        | 6        | 7                      | 8        | 9        | 10   | 11   | 12   |  |
|  <p><b>Three Seat Sofa</b><br/>                     COM: 9.25 YD   8.46 M<br/>                     Unit weight: 125 LB   56.8 KG<br/>                     Carton weight: 140 LB   63.5 KG<br/>                     Carton volume: 51.75 FT<sup>3</sup>   1.46 MT<sup>3</sup></p>       |          | <b>8273</b> | 3113                      | 3409         | 3659     | 3946                   | 4417     | 4852     | 5287                   | 5666     | 6138     | 6582 | 7183 | 8034 |  |
|   |          |             | <b>OVERALL DIMENSIONS</b> |              |          | <b>SEAT DIMENSIONS</b> |          |          | <b>BACK DIMENSIONS</b> |          |          |      |      |      |  |
|   |          |             |                           | <b>W</b>     | <b>D</b> | <b>H</b>               | <b>W</b> | <b>D</b> | <b>H</b>               | <b>W</b> | <b>H</b> |      |      |      |  |
|   |          |             |                           | IN 74.25     | 31       | 34                     | 68.25    | 20       | 18                     | 68.25    | 16       |      |      |      |  |
|   |          |             |                           | MM 1886      | 787      | 864                    | 1734     | 508      | 457                    | 1734     | 406      |      |      |      |  |
|   |          |             | <b>RTA 00</b>             | 1 per carton |          |                        |          |          |                        |          |          |      |      |      |  |
|  <p><b>Ottoman</b><br/>                     COM: 1.75 YD   1.6 M<br/>                     Unit weight: 15 LB   6.8 KG<br/>                     Carton weight: 20 LB   9.07 KG<br/>                     Carton volume: 8 FT<sup>3</sup>   0.22 MT<sup>3</sup></p>                       |          | <b>8274</b> | 525                       | 581          | 628      | 683                    | 772      | 854      | 936                    | 1008     | 1097     | 1181 | 1295 | 1456 |  |
|   |          |             | <b>OVERALL DIMENSIONS</b> |              |          | <b>SEAT DIMENSIONS</b> |          |          | <b>BACK DIMENSIONS</b> |          |          |      |      |      |  |
|   |          |             |                           | <b>W</b>     | <b>D</b> | <b>H</b>               | <b>W</b> | <b>D</b> | <b>H</b>               | <b>W</b> | <b>H</b> |      |      |      |  |
|   |          |             |                           | IN 24        | 24       | 17                     | 24       | -        | 17                     | -        | -        |      |      |      |  |
|   |          |             |                           | MM 610       | 610      | 432                    | 610      | -        | 432                    | -        | -        |      |      |      |  |
|   |          |             | <b>RTA 00</b>             | 1 per carton |          |                        |          |          |                        |          |          |      |      |      |  |
|  <p><b>High Back Lounge Chair</b><br/>                     COM: 6.25 YD   5.72 M<br/>                     Unit weight: 85 LB   38.6 KG<br/>                     Carton weight: 96 LB   43.54 KG<br/>                     Carton volume: 28.25 FT<sup>3</sup>   0.79 MT<sup>3</sup></p> |          | <b>8275</b> | 1652                      | 1852         | 2021     | 2215                   | 2533     | 2827     | 3121                   | 3377     | 3696     | 3996 | 4402 | 4977 |  |
|   |          |             | <b>OVERALL DIMENSIONS</b> |              |          | <b>SEAT DIMENSIONS</b> |          |          | <b>BACK DIMENSIONS</b> |          |          |      |      |      |  |
|   |          |             |                           | <b>W</b>     | <b>D</b> | <b>H</b>               | <b>W</b> | <b>D</b> | <b>H</b>               | <b>W</b> | <b>H</b> |      |      |      |  |
|   |          |             |                           | IN 28        | 31       | 42                     | 22       | 20       | 18                     | 22       | 18       |      |      |      |  |
|   |          |             |                           | MM 711       | 787      | 1067                   | 559      | 508      | 457                    | 559      | 457      |      |      |      |  |
|   |          |             | <b>RTA 00</b>             | 1 per carton |          |                        |          |          |                        |          |          |      |      |      |  |
|  <p><b>Accent Pillow</b><br/>                     COM: 0.75 YD   0.69 M<br/>                     Unit weight: 3 LB   1.4 KG<br/>                     Carton weight: 4 LB   1.81 KG<br/>                     Carton volume: 1 FT<sup>3</sup>   0.02 MT<sup>3</sup></p>                |          | <b>8276</b> | 175                       | 199          | 219      | 243                    | 281      | 316      | 351                    | 382      | 420      | 456  | 505  | 574  |  |
|   |          |             | <b>OVERALL DIMENSIONS</b> |              |          | <b>SEAT DIMENSIONS</b> |          |          | <b>BACK DIMENSIONS</b> |          |          |      |      |      |  |
|   |          |             |                           | <b>W</b>     | <b>D</b> | <b>H</b>               | <b>W</b> | <b>D</b> | <b>H</b>               | <b>W</b> | <b>H</b> |      |      |      |  |
|   |          |             |                           | IN 23        | 6        | 8                      | -        | -        | -                      | -        | -        |      |      |      |  |
|   |          |             |                           | MM 584       | 152      | 203                    | -        | -        | -                      | -        | -        |      |      |      |  |
|   |          |             | <b>RTA 00</b>             | 1 per carton |          |                        |          |          |                        |          |          |      |      |      |  |



WIND



models 3361 Lounge chair & 3362 Two seat sofa, with 3367 Coffee table.


STANDARD FEATURES

- Compact, contemporary design includes a raised modern version of the traditional lounge chair that is scaled down for smaller spaces.
- Wind tables complement the modern decor of many office environments.
- Standard with a durable steel tubular base.
- Chair and table legs are standard in Chrome.
- Standard glide on chairs is Black plastic.
- Upholstery options: fabric, vinyl or leather. Vinyl and leather models may feature stitch detail across the seat and/or back cushions, if applicable.

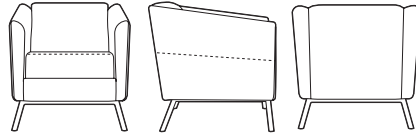
OPTIONAL FEATURES

- There are no caster options for this series.
- For hard surface floors, please specify opaque non-marking glides **(NM)**. No upcharge.
- For leg frame finish options, please see page 374. Upcharges apply for plated finishes:
  - (CHM)** Chrome. No upcharge.
  - (BCH)** Brushed Chrome. Add \$49 for lounge chair. Add \$84 for two seat sofa. Add \$174 for three seat sofa. Add \$73 for tables.
  - (SBR)** Satin Brass. Add \$132 for lounge chair. Add \$204 for two seat sofa. Add \$399 for three seat sofa. Add \$189 for tables.
  - (ACO)** Antique Copper. Add \$132 for lounge chair. Add \$204 for two seat sofa. Add \$399 for three seat sofa. Add \$189 for tables.
- Laminate table tops are offered in the following laminate finishes: Absolute Acajou (ACJ), Asian Night (ASN), Avant Cherry (AWC), Avant Honey (AWH), Black (BLK), Blizzard (BZD), Brushed Cobalt (BRC), Clear Maple (CMB), Custom Grey (CGY), Dark Espresso (DES), Designer White (DWT), Fashionista (FAS), First Class (FCL), Noce Biondo (NBL), Noce Grigio (NGL), Noce Leggero (NEL), Noce Medio (NML), Quartered Mahogany (QTM), Sheer Beauty (SBY), Stonedust (SDT), Storm Grey (SOG), Walnut Heights (WHE), White Chocolate (WHC) and Winter Cherry (WCR). Please specify.
- Table tops are available in high pressure laminate (HPL) at a 20% upcharge. Please specify HPL in addition to finish code.


ADDITIONAL STITCH DETAIL - ILLUSTRATIONS BELOW



Standard detailing - when upholstered in fabric or vinyl



Additional detailing - when upholstered in leather




Additional detailing - when upholstered in genuine leather

DESCRIPTION

FEATURES

MODEL #

STANDARD TEXTILE GRADES




3361

**Lounge Chair**  
 COM: 4.5 YD | 4.11 M  
 Unit weight: 55 LB | 25 KG  
 Carton weight: 62 LB | 28.12 KG  
 Carton volume: 16.5 FT³ | 0.46 MT³

|             | 1 | 2    | 3    | 4    | 5    | 6    | 7    | 8    | 9    | 10   | 11   | 12   |
|-------------|---|------|------|------|------|------|------|------|------|------|------|------|
| <b>3361</b> | - | 1711 | 1832 | 1973 | 2202 | 2413 | 2624 | 2809 | 3038 | 3254 | 3547 | 3961 |

| OVERALL DIMENSIONS |     |              | SEAT DIMENSIONS |     |     | BACK DIMENSIONS |     |
|--------------------|-----|--------------|-----------------|-----|-----|-----------------|-----|
| W                  | D   | H            | W               | D   | H   | W               | H   |
| IN 27.5            | 29  | 28.5         | 19.5            | 19  | 17  | 19              | 12  |
| MM 699             | 737 | 724          | 495             | 483 | 432 | 483             | 305 |
| <b>RTA 00</b>      |     | 1 per carton |                 |     |     |                 |     |






3362

**Two Seat Sofa**  
 COM: 6.75 YD | 6.17 M  
 Unit weight: 95 LB | 43.2 KG  
 Carton weight: 102 LB | 46.27 KG  
 Carton volume: 30 FT³ | 0.84 MT³

|             | 1 | 2    | 3    | 4    | 5    | 6    | 7    | 8    | 9    | 10   | 11   | 12   |
|-------------|---|------|------|------|------|------|------|------|------|------|------|------|
| <b>3362</b> | - | 2288 | 2471 | 2680 | 3024 | 3341 | 3659 | 3935 | 4280 | 4604 | 5042 | 5663 |

| OVERALL DIMENSIONS |     |              | SEAT DIMENSIONS |     |     | BACK DIMENSIONS |     |
|--------------------|-----|--------------|-----------------|-----|-----|-----------------|-----|
| W                  | D   | H            | W               | D   | H   | W               | H   |
| IN 54.5            | 29  | 28.5         | 46.5            | 19  | 17  | 46.5            | 12  |
| MM 1394            | 737 | 724          | 1181            | 483 | 432 | 1181            | 305 |
| <b>RTA 00</b>      |     | 1 per carton |                 |     |     |                 |     |

| DESCRIPTION  | FEATURES | MODEL#        | STANDARD TEXTILE GRADES   |          |          |                        |          |          |                        |          |      |      |      |      |  |
|--|----------|---------------|---------------------------|----------|----------|------------------------|----------|----------|------------------------|----------|------|------|------|------|--|
|  |          |               | 1                         | 2        | 3        | 4                      | 5        | 6        | 7                      | 8        | 9    | 10   | 11   | 12   |  |
|  <p><b>3363</b></p> <p><b>Three Seat Sofa</b><br/>                     COM: 9 YD   8.23 M<br/>                     Unit weight: 125 LB   56.8 KG<br/>                     Carton weight: 135 LB   61.23 KG<br/>                     Carton volume: 42.5 FT³   1.2 MT³</p> |          | <b>3363</b>   | -                         | 2863     | 3107     | 3385                   | 3845     | 4267     | 4691                   | 5059     | 5519 | 5951 | 6535 | 7363 |  |
|  |          |               | <b>OVERALL DIMENSIONS</b> |          |          | <b>SEAT DIMENSIONS</b> |          |          | <b>BACK DIMENSIONS</b> |          |      |      |      |      |  |
|  |          |               | <b>W</b>                  | <b>D</b> | <b>H</b> | <b>W</b>               | <b>D</b> | <b>H</b> | <b>W</b>               | <b>H</b> |      |      |      |      |  |
|  |          |               | IN 78                     | 29       | 28.5     | 70.5                   | 19       | 17       | 70.5                   | 12       |      |      |      |      |  |
|  |          | MM 1981       | 737                       | 724      | 1791     | 483                    | 432      | 1791     | 305                    |          |      |      |      |      |  |
|  |          | <b>RTA 00</b> | 1 per carton              |          |          |                        |          |          |                        |          |      |      |      |      |  |
|  |          | List price    |                           |          |          |                        |          |          |                        |          |      |      |      |      |  |
|  |          | <b>3366</b>   | 661                       |          |          |                        |          |          |                        |          |      |      |      |      |  |
|  |          | Laminate top  |                           |          |          |                        |          |          |                        |          |      |      |      |      |  |
|  <p><b>End Table</b><br/>                     COM: N/A<br/>                     Unit weight: 24 LB   10.9 KG<br/>                     Carton weight: 36 LB   16.33 KG<br/>                     Carton volume: 11.5 FT³   0.32 MT³</p>                                     |          | <b>3366</b>   | 661                       |          |          |                        |          |          |                        |          |      |      |      |      |  |
|  |          |               | <b>OVERALL DIMENSIONS</b> |          |          | <b>SEAT DIMENSIONS</b> |          |          | <b>BACK DIMENSIONS</b> |          |      |      |      |      |  |
|  |          |               | <b>W</b>                  | <b>D</b> | <b>H</b> | <b>W</b>               | <b>D</b> | <b>H</b> | <b>W</b>               | <b>H</b> |      |      |      |      |  |
|  |          |               | IN 24                     | 24       | 17       | -                      | -        | -        | -                      | -        |      |      |      |      |  |
|  |          | MM 610        | 610                       | 432      | -        | -                      | -        | -        | -                      |          |      |      |      |      |  |
|  |          | <b>RTA 00</b> | 1 per carton              |          |          |                        |          |          |                        |          |      |      |      |      |  |
|  |          | List price    |                           |          |          |                        |          |          |                        |          |      |      |      |      |  |
|  |          | <b>3367</b>   | 886                       |          |          |                        |          |          |                        |          |      |      |      |      |  |
|  |          | Laminate top  |                           |          |          |                        |          |          |                        |          |      |      |      |      |  |
|  <p><b>Rectangular Coffee Table</b><br/>                     COM: N/A<br/>                     Unit weight: 39 LB   17.7 KG<br/>                     Carton weight: 52 LB   23.59 KG<br/>                     Carton volume: 16 FT³   0.45 MT³</p>                        |          | <b>3367</b>   | 886                       |          |          |                        |          |          |                        |          |      |      |      |      |  |
|  |          |               | <b>OVERALL DIMENSIONS</b> |          |          | <b>SEAT DIMENSIONS</b> |          |          | <b>BACK DIMENSIONS</b> |          |      |      |      |      |  |
|  |          |               | <b>W</b>                  | <b>D</b> | <b>H</b> | <b>W</b>               | <b>D</b> | <b>H</b> | <b>W</b>               | <b>H</b> |      |      |      |      |  |
|  |          |               | IN 48                     | 20       | 15       | -                      | -        | -        | -                      | -        |      |      |      |      |  |
|  |          | MM 1219       | 508                       | 381      | -        | -                      | -        | -        | -                      |          |      |      |      |      |  |
|  |          | <b>RTA 00</b> | 1 per carton              |          |          |                        |          |          |                        |          |      |      |      |      |  |
|  |          | List price    |                           |          |          |                        |          |          |                        |          |      |      |      |      |  |
|  |          | <b>3368</b>   | 1214                      |          |          |                        |          |          |                        |          |      |      |      |      |  |
|  |          | Laminate top  |                           |          |          |                        |          |          |                        |          |      |      |      |      |  |
|  <p><b>Square End Table</b><br/>                     COM: N/A<br/>                     Unit weight: 50 LB   22.7 KG<br/>                     Carton weight: 66 LB   29.94 KG<br/>                     Carton volume: 22 FT³   0.62 MT³</p>                              |          | <b>3368</b>   | 1214                      |          |          |                        |          |          |                        |          |      |      |      |      |  |
|  |          |               | <b>OVERALL DIMENSIONS</b> |          |          | <b>SEAT DIMENSIONS</b> |          |          | <b>BACK DIMENSIONS</b> |          |      |      |      |      |  |
|  |          |               | <b>W</b>                  | <b>D</b> | <b>H</b> | <b>W</b>               | <b>D</b> | <b>H</b> | <b>W</b>               | <b>H</b> |      |      |      |      |  |
|  |          |               | IN 36                     | 36       | 15       | -                      | -        | -        | -                      | -        |      |      |      |      |  |
|  |          | MM 914        | 914                       | 381      | -        | -                      | -        | -        | -                      |          |      |      |      |      |  |
|  |          | <b>RTA 00</b> | 1 per carton              |          |          |                        |          |          |                        |          |      |      |      |      |  |
|  |          | List price    |                           |          |          |                        |          |          |                        |          |      |      |      |      |  |
|  |          | <b>3870</b>   | 721                       |          |          |                        |          |          |                        |          |      |      |      |      |  |
|  |          | Laminate top  |                           |          |          |                        |          |          |                        |          |      |      |      |      |  |
|  <p><b>Round End Table</b><br/>                     COM: N/A<br/>                     Unit weight: 30 LB   13.6 KG<br/>                     Carton weight: 35 LB   15.88 KG<br/>                     Carton volume: 11.5 FT³   0.32 MT³</p>                             |          | <b>3870</b>   | 721                       |          |          |                        |          |          |                        |          |      |      |      |      |  |
|  |          |               | <b>OVERALL DIMENSIONS</b> |          |          | <b>SEAT DIMENSIONS</b> |          |          | <b>BACK DIMENSIONS</b> |          |      |      |      |      |  |
|  |          |               | <b>W</b>                  | <b>D</b> | <b>H</b> | <b>W</b>               | <b>D</b> | <b>H</b> | <b>W</b>               | <b>H</b> |      |      |      |      |  |
|  |          |               | IN 24                     | 24       | 17       | -                      | -        | -        | -                      | -        |      |      |      |      |  |
|  |          | MM 610        | 610                       | 432      | -        | -                      | -        | -        | -                      |          |      |      |      |      |  |
|  |          | <b>RTA 00</b> | 1 per carton              |          |          |                        |          |          |                        |          |      |      |      |      |  |
|  |          | List price    |                           |          |          |                        |          |          |                        |          |      |      |      |      |  |
|  |          | <b>3871</b>   | 1115                      |          |          |                        |          |          |                        |          |      |      |      |      |  |
|  |          | Laminate top  |                           |          |          |                        |          |          |                        |          |      |      |      |      |  |
|  <p><b>Round Coffee Table</b><br/>                     COM: N/A<br/>                     Unit weight: 50 LB   22.7 KG<br/>                     Carton weight: 57 LB   25.85 KG<br/>                     Carton volume: 22 FT³   0.62 MT³</p>                            |          | <b>3871</b>   | 1115                      |          |          |                        |          |          |                        |          |      |      |      |      |  |
|  |          |               | <b>OVERALL DIMENSIONS</b> |          |          | <b>SEAT DIMENSIONS</b> |          |          | <b>BACK DIMENSIONS</b> |          |      |      |      |      |  |
|  |          |               | <b>W</b>                  | <b>D</b> | <b>H</b> | <b>W</b>               | <b>D</b> | <b>H</b> | <b>W</b>               | <b>H</b> |      |      |      |      |  |
|  |          |               | IN 36                     | 36       | 15       | -                      | -        | -        | -                      | -        |      |      |      |      |  |
|  |          | MM 914        | 914                       | 381      | -        | -                      | -        | -        | -                      |          |      |      |      |      |  |
|  |          | <b>RTA 00</b> | 1 per carton              |          |          |                        |          |          |                        |          |      |      |      |      |  |

WIND LINEAR



models 3363R and 3363L with 3882 bridge table, 3360 table attaching bracket kit and two 3880 coffee tables

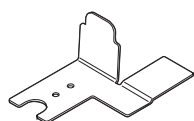
STANDARD FEATURES

- Wind Linear is an extension of the Wind lounge series with an emphasis on expansive, clean lines.
- Wind Linear tables complement the modern decor of many offices.
- This modular furniture series includes single arm and armless sofas, benches, bridges and tables.
- Seating and freestanding tables, can be used as stand-alone products. Seating units can be linked together using bridge tables to create infinite configurations. Note: An upholstered seat unit cannot be linked with another upholstered seat unit.
- Chair and table legs are standard in Chrome.
- Standard glide is Black plastic.
- Wind Linear table models offered in laminate finishes to coordinate with Global casegoods and wood seating. These tables are not offered in high pressure laminates.
- Table 'bridges' can mount outside or in-between seats to accommodate various work and collaborative settings. Requires table attaching bracket kit 3360.
- Please note bridge end table (model 3882) is only to be used with chairs and/or sofa models. Not usable with bench or ottoman models.
- Please note bridge table (model 3884) is only to be used with ottoman model 3361B and/or bench model 3363B.
- Upholstery options: fabric, vinyl or leather. Vinyl and leather models may feature stitch detail across the seat and/or back cushions, if applicable.

OPTIONAL FEATURES

- There are no caster options for this series.
- For hard surface floors, please specify opaque non-marking glides **(NM)**. No upcharge.
- Tables are available in the following low pressure laminate finishes: Absolute Acajou (ACJ), Asian Night (ASN), Avant Cherry (AWC), Avant Honey (AWH), Black (BLK), Blizzard (BZD), Brushed Cobalt (BRC), Clear Maple (CMB), Custom Grey (CGY), Dark Espresso (DES), Designer White (DWT), Fashionista (FAS), First Class (FCL), Noce Biondo (NBL), Noce Grigio (NGL), Noce Leggero (NEL), Noce Medio (NML), Quartered Mahogany (QTM), Sheer Beauty (SBY), Stonedust (SDT), Storm Grey (SOG), Walnut Heights (WHE), White Chocolate (WHC) and Winter Cherry (WCR). Please specify.
- For leg frame finish options, please see page 374. Upcharges apply for plated finishes:
  - (CHM)** Chrome. No upcharge (except on bridge corner table model 3881 - add \$61)
  - (BCH)** Brushed Chrome. Add \$130 for single seaters. Add \$200 for three seat sofas. Add \$107 for ottoman. Add \$193 for bench. Add \$73 for tables.
  - (SBR)** Satin Brass. Add \$275 for single seater. Add \$449 for three seat sofa. Add \$228 for ottoman. Add \$441 for bench. Add \$189 for tables.
  - (ACO)** Antique Copper. Add \$275 for single seater. Add \$449 for three seat sofa. Add \$228 for ottoman. Add \$441 for bench. Add \$189 for tables.

DESCRIPTION FEATURES MODEL # STANDARD TEXTILE GRADES



**Table Bracket Kit**  
COM: N/A  
Unit weight: 1 LB | 0.5 KG  
Carton weight: 1.5 LB | 0.68 KG  
Carton volume: 0.5 FT³ | 0.01 MT³

Kit includes 4 brackets and hardware. Use with models 3881L, 3881R, 3882 and 3884.

1 kit per carton.

| List price  |     |
|-------------|-----|
| <b>3360</b> | 125 |

|    | OVERALL DIMENSIONS |     |    | SEAT DIMENSIONS |   |   | BACK DIMENSIONS |   |  |
|----|--------------------|-----|----|-----------------|---|---|-----------------|---|--|
|    | W                  | D   | H  | W               | D | H | W               | H |  |
| IN | 5                  | 7.5 | 3  | -               | - | - | -               | - |  |
| MM | 127                | 191 | 76 | -               | - | - | -               | - |  |

**RTA 00** 

|                       | 1 | 2    | 3    | 4    | 5    | 6    | 7    | 8    | 9    | 10   | 11   | 12   |
|-----------------------|---|------|------|------|------|------|------|------|------|------|------|------|
| <b>3361L</b><br>3361R | - | 1866 | 1995 | 2142 | 2384 | 2607 | 2831 | 3025 | 3268 | 3496 | 3804 | 4241 |


|    | OVERALL DIMENSIONS |     |      | SEAT DIMENSIONS |     |     | BACK DIMENSIONS |     |  |
|----|--------------------|-----|------|-----------------|-----|-----|-----------------|-----|--|
|    | W                  | D   | H    | W               | D   | H   | W               | H   |  |
| IN | 39.5               | 29  | 28.5 | 36              | 19  | 17  | 36              | 12  |  |
| MM | 1003               | 737 | 724  | 914             | 483 | 432 | 914             | 305 |  |

**RTA 00** 1 per carton


|               | 1 | 2    | 3    | 4    | 5    | 6    | 7    | 8    | 9    | 10   | 11   | 12   |
|---------------|---|------|------|------|------|------|------|------|------|------|------|------|
| <b>3361NA</b> | - | 1673 | 1761 | 1862 | 2028 | 2180 | 2333 | 2466 | 2632 | 2788 | 2999 | 3298 |

|    | OVERALL DIMENSIONS |     |      | SEAT DIMENSIONS |     |     | BACK DIMENSIONS |     |  |
|----|--------------------|-----|------|-----------------|-----|-----|-----------------|-----|--|
|    | W                  | D   | H    | W               | D   | H   | W               | H   |  |
| IN | 36.5               | 29  | 28.5 | 36.5            | 19  | 17  | 36.5            | 12  |  |
| MM | 927                | 737 | 724  | 927             | 483 | 432 | 927             | 305 |  |

**RTA 00** 1 per carton



3361R





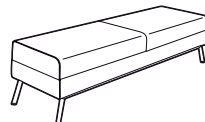
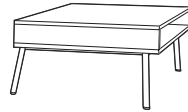








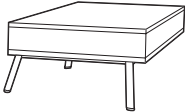





3361L



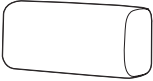

**Single Seater - w/Left or Right Arm**  
COM: 4.75 YD | 4.34 M  
Unit weight: 62 LB | 28.2 KG  
Carton weight: 72 LB | 32.66 KG  
Carton volume: 28.5 FT³ | 0.8 MT³



**Single Seater - Armless**  
COM: 3.25 YD | 2.97 M  
Unit weight: 48 LB | 21.8 KG  
Carton weight: 58 LB | 26.31 KG  
Carton volume: 28.5 FT³ | 0.8 MT³

| DESCRIPTION   | FEATURES  | MODEL#  | STANDARD TEXTILE GRADES |      |      |      |      |      |      |      |      |      |      |      |
|---|---|---|-------------------------|------|------|------|------|------|------|------|------|------|------|------|
|   |   |   | 1                       | 2    | 3    | 4    | 5    | 6    | 7    | 8    | 9    | 10   | 11   | 12   |
|  <p><b>3363R</b></p> <p><b>Three Seat Sofa - w/Left or Right Arm</b><br/>                     COM: 7.75 YD   7.09 M<br/>                     Unit weight: 105 LB   47.7 KG<br/>                     Carton weight: 120 LB   54.43 KG<br/>                     Carton volume: 41 FT³   1.16 MT³</p> |  <p><b>3363L</b></p>   | <p><b>3363L</b><br/>3363R</p>   | -                       | 2672 | 2882 | 3122 | 3517 | 3881 | 4246 | 4563 | 4959 | 5331 | 5834 | 6547 |
|   |   | <p><b>OVERALL DIMENSIONS</b></p> <p>W D H</p> <p>IN 75 29 28.5<br/>MM 1905 737 724</p> <p><b>SEAT DIMENSIONS</b></p> <p>W D H</p> <p>IN 71 19 17<br/>MM 1803 483 432</p> <p><b>BACK DIMENSIONS</b></p> <p>W H</p> <p>IN 71 12<br/>MM 1803 305</p> <p><b>RTA 00</b> 1 per carton</p>   |                         |      |      |      |      |      |      |      |      |      |      |      |
|  <p><b>3363NA</b></p> <p><b>Three Seat Sofa - Armless</b><br/>                     COM: 6.5 YD   5.94 M<br/>                     Unit weight: 96 LB   43.6 KG<br/>                     Carton weight: 111 LB   50.35 KG<br/>                     Carton volume: 39.25 FT³   1.11 MT³</p>           |   | <p><b>3363NA</b></p>  | -                       | 2479 | 2655 | 2856 | 3188 | 3493 | 3799 | 4065 | 4397 | 4709 | 5131 | 5729 |
|   | <p><b>OVERALL DIMENSIONS</b></p> <p>W D H</p> <p>IN 72 29 28.5<br/>MM 1829 737 724</p> <p><b>SEAT DIMENSIONS</b></p> <p>W D H</p> <p>IN 72 19 17<br/>MM 1829 483 432</p> <p><b>BACK DIMENSIONS</b></p> <p>W H</p> <p>IN 72 12<br/>MM 1829 305</p> <p><b>RTA 00</b> 1 per carton</p> |   |                         |      |      |      |      |      |      |      |      |      |      |      |
|  <p><b>3361B</b></p> <p><b>Ottoman</b><br/>                     COM: 1.75 YD   1.6 M<br/>                     Unit weight: 38 LB   17.3 KG<br/>                     Carton weight: 50 LB   22.68 KG<br/>                     Carton volume: 12.5 FT³   0.35 MT³</p>                                |   | <p><b>3361B</b></p>   | -                       | 1290 | 1337 | 1392 | 1481 | 1563 | 1645 | 1717 | 1806 | 1890 | 2004 | 2165 |
|   | <p><b>OVERALL DIMENSIONS</b></p> <p>W D H</p> <p>IN 35.5 20.5 17.5<br/>MM 902 521 445</p> <p><b>SEAT DIMENSIONS</b></p> <p>W D H</p> <p>IN - - -<br/>MM - - -</p> <p><b>BACK DIMENSIONS</b></p> <p>W H</p> <p>IN - -<br/>MM - -</p> <p><b>RTA 00</b> 1 per carton</p>               |   |                         |      |      |      |      |      |      |      |      |      |      |      |
|  <p><b>3363B</b></p> <p><b>Bench</b><br/>                     COM: 3.5 YD   3.2 M<br/>                     Unit weight: 70 LB   31.8 KG<br/>                     Carton weight: 80 LB   36.29 KG<br/>                     Carton volume: 18.75 FT³   0.53 MT³</p>                                |   | <p><b>3363B</b></p>   | -                       | 1943 | 2038 | 2146 | 2325 | 2489 | 2654 | 2797 | 2976 | 3144 | 3371 | 3693 |
|   | <p><b>OVERALL DIMENSIONS</b></p> <p>W D H</p> <p>IN 72 20.5 17.5<br/>MM 1829 521 445</p> <p><b>SEAT DIMENSIONS</b></p> <p>W D H</p> <p>IN - - 17.5<br/>MM - - 445</p> <p><b>BACK DIMENSIONS</b></p> <p>W H</p> <p>IN - -<br/>MM - -</p> <p><b>RTA 00</b> 1 per carton</p>           |   |                         |      |      |      |      |      |      |      |      |      |      |      |
|  <p><b>3878</b></p> <p><b>Side Table - Rectangular</b><br/>                     COM: N/A<br/>                     Unit weight: 30 LB   13.6 KG<br/>                     Carton weight: 38 LB   17.24 KG<br/>                     Carton volume: 11.5 FT³   0.32 MT³</p>                          | <p>Freestanding.</p>  | <p><b>3878</b></p>  | List price              |      |      |      |      |      |      |      |      |      |      |      |
|   |   | <p><b>OVERALL DIMENSIONS</b></p> <p>W D H</p> <p>IN 20 25 16<br/>MM 508 635 406</p> <p><b>SEAT DIMENSIONS</b></p> <p>W D H</p> <p>IN - - -<br/>MM - - -</p> <p><b>BACK DIMENSIONS</b></p> <p>W H</p> <p>IN - -<br/>MM - -</p> <p><b>RTA 00</b>  1 per carton</p> |                         |      |      |      |      |      |      |      |      |      |      |      |

| DESCRIPTION  | FEATURES  | MODEL#             | STANDARD TEXTILE GRADES   |              |                 |   |   |                 |   |
|--|---|--------------------|---|--------------|-----------------|---|---|-----------------|---|
|  <p><b>Side Table - 25" Square</b><br/>COM: N/A<br/>Unit weight: 32 LB   14.5 KG<br/>Carton weight: 40 LB   18.14 KG<br/>Carton volume: 11.5 FT³   0.32 MT³</p>   | Freestanding.   | List price         |   |              |                 |   |   |                 |   |
|  |   | <b>3879</b>        | 1241  |              |                 |   |   |                 |   |
|  |   | OVERALL DIMENSIONS |   |              | SEAT DIMENSIONS |   |   | BACK DIMENSIONS |   |
|  |   | W                  | D   | H            | W               | D | H | W               | H |
| IN 25  | 25  | 16                 | -   | -            | -               | - | - |                 |   |
| MM 635   | 635   | 406                | -   | -            | -               | - | - |                 |   |
|  |   | <b>RTA 00</b>      |    | 1 per carton |                 |   |   |                 |   |
|  <p><b>Coffee Table - 54"</b><br/>COM: N/A<br/>Unit weight: 39 LB   17.7 KG<br/>Carton weight: 52 LB   23.59 KG<br/>Carton volume: 16 FT³   0.45 MT³</p>  | Freestanding.   | List price         |   |              |                 |   |   |                 |   |
|  |   | <b>3880</b>        | 1393  |              |                 |   |   |                 |   |
|  |   | OVERALL DIMENSIONS |   |              | SEAT DIMENSIONS |   |   | BACK DIMENSIONS |   |
|  |   | W                  | D   | H            | W               | D | H | W               | H |
| IN 54  | 20  | 15                 | -   | -            | -               | - | - |                 |   |
| MM 1372  | 508   | 381                | -   | -            | -               | - | - |                 |   |
|  |   | <b>RTA 00</b>      |    | 1 per carton |                 |   |   |                 |   |
|  <p><b>3881R</b></p>  <p><b>3881L</b></p> <p><b>Bridge Corner Table</b><br/>COM: N/A<br/>Unit weight: 25 LB   11.4 KG<br/>Carton weight: 33 LB   14.97 KG<br/>Carton volume: 11.5 FT³   0.32 MT³</p> | Requires bracket kit (3360).<br><br>Chrome ( <b>CHM</b> ) leg frame finish - add \$61.                              | List price         |   |              |                 |   |   |                 |   |
|  |   | <b>3881L</b>       | 1502  |              |                 |   |   |                 |   |
|  |   | OVERALL DIMENSIONS |   |              | SEAT DIMENSIONS |   |   | BACK DIMENSIONS |   |
|  |   | W                  | D   | H            | W               | D | H | W               | H |
| IN 25  | 25  | 12                 | -   | -            | -               | - | - |                 |   |
| MM 635   | 635   | 305                | -   | -            | -               | - | - |                 |   |
|  |   | <b>RTA 00</b>      |  | 1 per carton |                 |   |   |                 |   |
|  <p><b>Bridge End Table</b><br/>COM: N/A<br/>Unit weight: 20 LB   9.1 KG<br/>Carton weight: 25 LB   11.34 KG<br/>Carton volume: 3.4 FT³   0.09 MT³</p>  | Requires bracket kit (3360).<br><br>To be used with chair and sofa models. Not usable with bench or ottoman models. | List price         |   |              |                 |   |   |                 |   |
|  |   | <b>3882</b>        | 789   |              |                 |   |   |                 |   |
|  |   | OVERALL DIMENSIONS |   |              | SEAT DIMENSIONS |   |   | BACK DIMENSIONS |   |
|  |   | W                  | D   | H            | W               | D | H | W               | H |
| IN 20  | 25  | 5                  | -   | -            | -               | - | - |                 |   |
| MM 508   | 635   | 127                | -   | -            | -               | - | - |                 |   |
|  |   | <b>RTA 00</b>      |  | 1 per carton |                 |   |   |                 |   |
|  <p><b>Low Side Table</b><br/>COM: N/A<br/>Unit weight: 26 LB   11.8 KG<br/>Carton weight: 32 LB   14.51 KG<br/>Carton volume: 11.5 FT³   0.32 MT³</p>  | Freestanding.   | List price         |   |              |                 |   |   |                 |   |
|  |   | <b>3883</b>        | 1098  |              |                 |   |   |                 |   |
|  |   | OVERALL DIMENSIONS |   |              | SEAT DIMENSIONS |   |   | BACK DIMENSIONS |   |
|  |   | W                  | D   | H            | W               | D | H | W               | H |
| IN 20  | 25  | 12                 | -   | -            | -               | - | - |                 |   |
| MM 508   | 635   | 305                | -   | -            | -               | - | - |                 |   |
|  |   | <b>RTA 00</b>      |  | 1 per carton |                 |   |   |                 |   |

| DESCRIPTION   | FEATURES | MODEL#  | STANDARD TEXTILE GRADES |     |     |                 |     |     |     |     |     |     |  |                    |   |   |                 |   |   |                 |   |   |   |    |    |    |      |   |     |     |     |     |     |     |     |     |     |       |     |   |   |   |   |   |   |   |   |   |   |        |     |     |   |   |   |   |   |   |   |   |   |
|---|----------|---|-------------------------|-----|-----|-----------------|-----|-----|-----|-----|-----|-----|--|--------------------|---|---|-----------------|---|---|-----------------|---|---|---|----|----|----|------|---|-----|-----|-----|-----|-----|-----|-----|-----|-----|-------|-----|---|---|---|---|---|---|---|---|---|---|--------|-----|-----|---|---|---|---|---|---|---|---|---|
|   |          | List price  |                         |     |     |                 |     |     |     |     |     |     |  |                    |   |   |                 |   |   |                 |   |   |   |    |    |    |      |   |     |     |     |     |     |     |     |     |     |       |     |   |   |   |   |   |   |   |   |   |   |        |     |     |   |   |   |   |   |   |   |   |   |
|   |          | 3884  | 710                     |     |     |                 |     |     |     |     |     |     |  |                    |   |   |                 |   |   |                 |   |   |   |    |    |    |      |   |     |     |     |     |     |     |     |     |     |       |     |   |   |   |   |   |   |   |   |   |   |        |     |     |   |   |   |   |   |   |   |   |   |
|    |          |   |                         |     |     |                 |     |     |     |     |     |     |  |                    |   |   |                 |   |   |                 |   |   |   |    |    |    |      |   |     |     |     |     |     |     |     |     |     |       |     |   |   |   |   |   |   |   |   |   |   |        |     |     |   |   |   |   |   |   |   |   |   |
| <b>Bridge Table - 20" Square</b><br>COM: N/A<br>Unit weight: 18 LB   8.2 KG<br>Carton weight: 23 LB   10.43 KG<br>Carton volume: 3.4 FT³   0.09 MT³ |          | Requires bracket kit (3360).<br><br>To be used with bench and ottoman models.<br>Not usable with chair or sofa models   |                         |     |     |                 |     |     |     |     |     |     |  |                    |   |   |                 |   |   |                 |   |   |   |    |    |    |      |   |     |     |     |     |     |     |     |     |     |       |     |   |   |   |   |   |   |   |   |   |   |        |     |     |   |   |   |   |   |   |   |   |   |
|   |          | RTA 00  1 per carton   |                         |     |     |                 |     |     |     |     |     |     |  |                    |   |   |                 |   |   |                 |   |   |   |    |    |    |      |   |     |     |     |     |     |     |     |     |     |       |     |   |   |   |   |   |   |   |   |   |   |        |     |     |   |   |   |   |   |   |   |   |   |
|   |          | <table border="1"> <thead> <tr> <th colspan="3">OVERALL DIMENSIONS</th> <th colspan="3">SEAT DIMENSIONS</th> <th colspan="3">BACK DIMENSIONS</th> <th colspan="3"></th> </tr> <tr> <th>W</th> <th>D</th> <th>H</th> <th>W</th> <th>D</th> <th>H</th> <th>W</th> <th>H</th> <th></th> <th></th> <th></th> <th></th> </tr> </thead> <tbody> <tr> <td>IN 20</td> <td>20</td> <td>5</td> <td>-</td> <td>-</td> <td>-</td> <td>-</td> <td>-</td> <td>-</td> <td>-</td> <td>-</td> <td>-</td> </tr> <tr> <td>MM 508</td> <td>508</td> <td>127</td> <td>-</td> <td>-</td> <td>-</td> <td>-</td> <td>-</td> <td>-</td> <td>-</td> <td>-</td> <td>-</td> </tr> </tbody> </table> |                         |     |     |                 |     |     |     |     |     |     |  | OVERALL DIMENSIONS |   |   | SEAT DIMENSIONS |   |   | BACK DIMENSIONS |   |   |   |    |    | W  | D    | H | W   | D   | H   | W   | H   |     |     |     |     | IN 20 | 20  | 5 | - | - | - | - | - | - | - | - | - | MM 508 | 508 | 127 | - | - | - | - | - | - | - | - | - |
| OVERALL DIMENSIONS  |          |   | SEAT DIMENSIONS         |     |     | BACK DIMENSIONS |     |     |     |     |     |     |  |                    |   |   |                 |   |   |                 |   |   |   |    |    |    |      |   |     |     |     |     |     |     |     |     |     |       |     |   |   |   |   |   |   |   |   |   |   |        |     |     |   |   |   |   |   |   |   |   |   |
| W   | D        | H   | W                       | D   | H   | W               | H   |     |     |     |     |     |  |                    |   |   |                 |   |   |                 |   |   |   |    |    |    |      |   |     |     |     |     |     |     |     |     |     |       |     |   |   |   |   |   |   |   |   |   |   |        |     |     |   |   |   |   |   |   |   |   |   |
| IN 20   | 20       | 5   | -                       | -   | -   | -               | -   | -   | -   | -   | -   |     |  |                    |   |   |                 |   |   |                 |   |   |   |    |    |    |      |   |     |     |     |     |     |     |     |     |     |       |     |   |   |   |   |   |   |   |   |   |   |        |     |     |   |   |   |   |   |   |   |   |   |
| MM 508  | 508      | 127   | -                       | -   | -   | -               | -   | -   | -   | -   | -   |     |  |                    |   |   |                 |   |   |                 |   |   |   |    |    |    |      |   |     |     |     |     |     |     |     |     |     |       |     |   |   |   |   |   |   |   |   |   |   |        |     |     |   |   |   |   |   |   |   |   |   |
|   |          | <table border="1"> <thead> <tr> <th></th> <th>1</th> <th>2</th> <th>3</th> <th>4</th> <th>5</th> <th>6</th> <th>7</th> <th>8</th> <th>9</th> <th>10</th> <th>11</th> <th>12</th> </tr> </thead> <tbody> <tr> <td>3885</td> <td>-</td> <td>133</td> <td>160</td> <td>191</td> <td>242</td> <td>289</td> <td>336</td> <td>377</td> <td>428</td> <td>476</td> <td>541</td> <td>633</td> </tr> </tbody> </table>  |                         |     |     |                 |     |     |     |     |     |     |  |                    | 1 | 2 | 3               | 4 | 5 | 6               | 7 | 8 | 9 | 10 | 11 | 12 | 3885 | - | 133 | 160 | 191 | 242 | 289 | 336 | 377 | 428 | 476 | 541   | 633 |   |   |   |   |   |   |   |   |   |   |        |     |     |   |   |   |   |   |   |   |   |   |
|   | 1        | 2   | 3                       | 4   | 5   | 6               | 7   | 8   | 9   | 10  | 11  | 12  |  |                    |   |   |                 |   |   |                 |   |   |   |    |    |    |      |   |     |     |     |     |     |     |     |     |     |       |     |   |   |   |   |   |   |   |   |   |   |        |     |     |   |   |   |   |   |   |   |   |   |
| 3885  | -        | 133   | 160                     | 191 | 242 | 289             | 336 | 377 | 428 | 476 | 541 | 633 |  |                    |   |   |                 |   |   |                 |   |   |   |    |    |    |      |   |     |     |     |     |     |     |     |     |     |       |     |   |   |   |   |   |   |   |   |   |   |        |     |     |   |   |   |   |   |   |   |   |   |
|    |          |   |                         |     |     |                 |     |     |     |     |     |     |  |                    |   |   |                 |   |   |                 |   |   |   |    |    |    |      |   |     |     |     |     |     |     |     |     |     |       |     |   |   |   |   |   |   |   |   |   |   |        |     |     |   |   |   |   |   |   |   |   |   |
| <b>Bolster Cushion</b><br>COM: 1 YD   0.91 M<br>Unit weight: 1 LB   0.5 KG<br>Carton weight: 1.5 LB   0.68 KG<br>Carton volume: 1.3 FT³   0.03 MT³  |          | 1 loose cushion.  |                         |     |     |                 |     |     |     |     |     |     |  |                    |   |   |                 |   |   |                 |   |   |   |    |    |    |      |   |     |     |     |     |     |     |     |     |     |       |     |   |   |   |   |   |   |   |   |   |   |        |     |     |   |   |   |   |   |   |   |   |   |
|   |          | RTA 00  1 per carton   |                         |     |     |                 |     |     |     |     |     |     |  |                    |   |   |                 |   |   |                 |   |   |   |    |    |    |      |   |     |     |     |     |     |     |     |     |     |       |     |   |   |   |   |   |   |   |   |   |   |        |     |     |   |   |   |   |   |   |   |   |   |

# heavy duty / 24 hr



Concorde Executive 24HR.....335



G1 Ergo Select TS.....336



Granada TS .....331



Granada Deluxe TS .....331



Malaga TS.....332



ObusForme Comfort TS.....333



ObusForme Comfort XL.....338



Robust.....343



Saxon .....344



Truform TS.....333



Vion TS.....345



Yorkdale TS.....334



## TS MODELS



model TS3140-3 Malaga

model TS5451-3 Truform


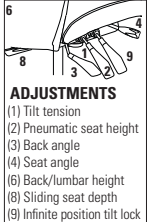

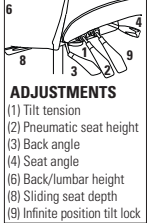

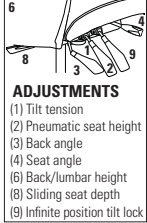
## STANDARD FEATURES

- TS models are available within standard series. TS stands for “three shift” and all of the TS models are rated for 24/7 applications as well as weight rated up to 350 lbs.
- Multi-tilter models feature a heavy duty mechanism.
- Multi-tilters are standard with pneumatic seat height, sliding seat depth adjustment, forward and rearward seat tilt with infinite lock, free floating back angle control and tilt tension control.
- Heavy duty stools are standard with a fixed back, seat depth and pneumatic seat height adjustments, swivels with adjustable Chrome footrest.
- All models are standard with either Ultracell or molded heavy duty seat foam.
- All models have a heavy duty 3” wide back upright.
- All models (except Truform) have outer back panels retained by trim screws for extra security.
- All models (except Truform) are standard with clear vinyl bumper guards around their outside backs.
- Dual wheel carpet casters (C10) are standard.


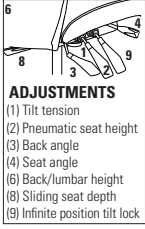


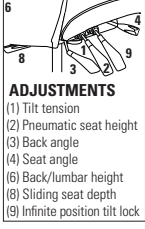


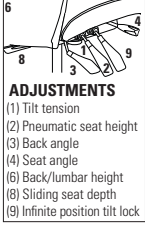


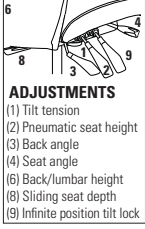


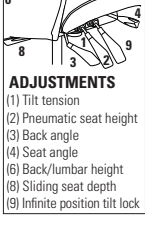

## OPTIONAL FEATURES


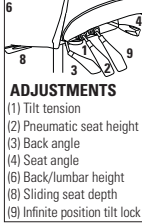


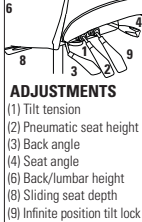


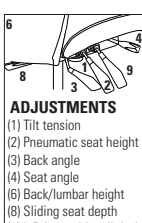


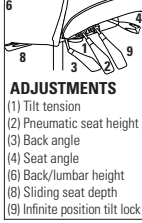


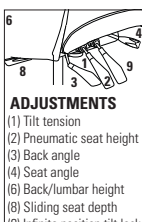

- Optional abrasion resistant outer back fabric (polyester) is available (except Truform TS). Resistant to impact damage. Available in Black only. Please specify (BKB). Add \$9.
- For 24 hour application, Global’s Limited Lifetime Warranty is applicable only on fabrics that are rated for 100,000 double rubs.
- For hard surface flooring casters, please specify (C10R). Add \$20.
- For additional arm/caster options, please refer to the Arm and Caster section (page 347). *Optional casters may be priced higher than the standard casters for your chair and the difference will be charged. Lower priced optional casters will not be credited.*


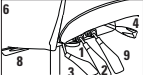





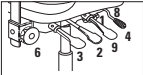

Select series are available with multiple seat sizes. See measurements below.

| DESCRIPTION   | FEATURES  | MODEL #  | STANDARD TEXTILE GRADES |      |      |       |      |      |        |      |      |      |      |      |      |         |           |     |         |         |   |   |    |           |     |
|---|---|--|-------------------------|------|------|-------|------|------|--------|------|------|------|------|------|------|---------|-----------|-----|---------|---------|---|---|----|-----------|-----|
|   |   |  | 1                       | 2    | 3    | 4     | 5    | 6    | 7      | 8    | 9    | 10   | 11   | 12   |      |         |           |     |         |         |   |   |    |           |     |
|  <p><b>Granada TS</b></p> <p><b>LB Heavy Duty Multi-Tilter Plain Back</b><br/>                     COM: 1.5 YD   1.37 M<br/>                     Unit weight: 48 LB   21.8 KG<br/>                     Carton weight: 58 LB   26.31 KG<br/>                     Carton volume: 9.25 FT<sup>3</sup>   0.26 MT<sup>3</sup></p>  |  <p><b>ADJUSTMENTS</b><br/>                     (1) Tilt tension<br/>                     (2) Pneumatic seat height<br/>                     (3) Back angle<br/>                     (4) Seat angle<br/>                     (6) Back/lumbar height<br/>                     (8) Sliding seat depth<br/>                     (9) Infinite position tilt lock</p>  | <b>TS3212</b>  | 1050                    | 1098 | 1139 | 1185  | 1262 | 1332 | 1403   | 1464 | 1541 | 1613 | 1710 | 1848 |      |         |           |     |         |         |   |   |    |           |     |
|   |   | <p><b>OVERALL DIMENSIONS</b></p> <table border="1"> <tr><th>W</th><th>D</th><th>H</th></tr> <tr><td>IN 26</td><td>24</td><td>40</td></tr> <tr><td>MM 660</td><td>610</td><td>1016</td></tr> </table> <p><b>SEAT DIMENSIONS</b></p> <table border="1"> <tr><th>W</th><th>D</th><th>H</th></tr> <tr><td>20.5</td><td>17-19.5</td><td>17.5-21.5</td></tr> <tr><td>521</td><td>432-495</td><td>445-546</td></tr> </table> <p><b>BACK DIMENSIONS</b></p> <table border="1"> <tr><th>W</th><th>H</th></tr> <tr><td>19</td><td>17.5-21.5</td></tr> <tr><td>483</td><td>445-546</td></tr> </table>   | W                       | D    | H    | IN 26 | 24   | 40   | MM 660 | 610  | 1016 | W    | D    | H    | 20.5 | 17-19.5 | 17.5-21.5 | 521 | 432-495 | 445-546 | W | H | 19 | 17.5-21.5 | 483 |
| W   | D   | H  |                         |      |      |       |      |      |        |      |      |      |      |      |      |         |           |     |         |         |   |   |    |           |     |
| IN 26   | 24  | 40   |                         |      |      |       |      |      |        |      |      |      |      |      |      |         |           |     |         |         |   |   |    |           |     |
| MM 660  | 610   | 1016   |                         |      |      |       |      |      |        |      |      |      |      |      |      |         |           |     |         |         |   |   |    |           |     |
| W   | D   | H  |                         |      |      |       |      |      |        |      |      |      |      |      |      |         |           |     |         |         |   |   |    |           |     |
| 20.5  | 17-19.5   | 17.5-21.5  |                         |      |      |       |      |      |        |      |      |      |      |      |      |         |           |     |         |         |   |   |    |           |     |
| 521   | 432-495   | 445-546  |                         |      |      |       |      |      |        |      |      |      |      |      |      |         |           |     |         |         |   |   |    |           |     |
| W   | H   |  |                         |      |      |       |      |      |        |      |      |      |      |      |      |         |           |     |         |         |   |   |    |           |     |
| 19  | 17.5-21.5   |  |                         |      |      |       |      |      |        |      |      |      |      |      |      |         |           |     |         |         |   |   |    |           |     |
| 483   | 445-546   |  |                         |      |      |       |      |      |        |      |      |      |      |      |      |         |           |     |         |         |   |   |    |           |     |
|  <p><b>Granada TS</b></p> <p><b>HB Heavy Duty Multi-Tilter Plain Back</b><br/>                     COM: 1.75 YD   1.6 M<br/>                     Unit weight: 51 LB   23.2 KG<br/>                     Carton weight: 55 LB   24.95 KG<br/>                     Carton volume: 10.5 FT<sup>3</sup>   0.29 MT<sup>3</sup></p> |  <p><b>ADJUSTMENTS</b><br/>                     (1) Tilt tension<br/>                     (2) Pneumatic seat height<br/>                     (3) Back angle<br/>                     (4) Seat angle<br/>                     (6) Back/lumbar height<br/>                     (8) Sliding seat depth<br/>                     (9) Infinite position tilt lock</p> | <b>TS3217</b>  | 1088                    | 1144 | 1191 | 1246  | 1335 | 1417 | 1499   | 1571 | 1660 | 1744 | 1858 | 2019 |      |         |           |     |         |         |   |   |    |           |     |
|   |   | <p><b>OVERALL DIMENSIONS</b></p> <table border="1"> <tr><th>W</th><th>D</th><th>H</th></tr> <tr><td>IN 26</td><td>24.5</td><td>43</td></tr> <tr><td>MM 660</td><td>622</td><td>1092</td></tr> </table> <p><b>SEAT DIMENSIONS</b></p> <table border="1"> <tr><th>W</th><th>D</th><th>H</th></tr> <tr><td>20.5</td><td>17-19.5</td><td>17.5-21.5</td></tr> <tr><td>521</td><td>432-495</td><td>445-546</td></tr> </table> <p><b>BACK DIMENSIONS</b></p> <table border="1"> <tr><th>W</th><th>H</th></tr> <tr><td>19</td><td>21.5-25.5</td></tr> <tr><td>483</td><td>546-648</td></tr> </table> | W                       | D    | H    | IN 26 | 24.5 | 43   | MM 660 | 622  | 1092 | W    | D    | H    | 20.5 | 17-19.5 | 17.5-21.5 | 521 | 432-495 | 445-546 | W | H | 19 | 21.5-25.5 | 483 |
| W   | D   | H  |                         |      |      |       |      |      |        |      |      |      |      |      |      |         |           |     |         |         |   |   |    |           |     |
| IN 26   | 24.5  | 43   |                         |      |      |       |      |      |        |      |      |      |      |      |      |         |           |     |         |         |   |   |    |           |     |
| MM 660  | 622   | 1092   |                         |      |      |       |      |      |        |      |      |      |      |      |      |         |           |     |         |         |   |   |    |           |     |
| W   | D   | H  |                         |      |      |       |      |      |        |      |      |      |      |      |      |         |           |     |         |         |   |   |    |           |     |
| 20.5  | 17-19.5   | 17.5-21.5  |                         |      |      |       |      |      |        |      |      |      |      |      |      |         |           |     |         |         |   |   |    |           |     |
| 521   | 432-495   | 445-546  |                         |      |      |       |      |      |        |      |      |      |      |      |      |         |           |     |         |         |   |   |    |           |     |
| W   | H   |  |                         |      |      |       |      |      |        |      |      |      |      |      |      |         |           |     |         |         |   |   |    |           |     |
| 19  | 21.5-25.5   |  |                         |      |      |       |      |      |        |      |      |      |      |      |      |         |           |     |         |         |   |   |    |           |     |
| 483   | 546-648   |  |                         |      |      |       |      |      |        |      |      |      |      |      |      |         |           |     |         |         |   |   |    |           |     |
|  <p><b>Granada Deluxe TS</b></p> <p><b>HB Heavy Duty Multi-Tilter</b><br/>                     COM: 2 YD   1.83 M<br/>                     Unit weight: 56 LB   25.5 KG<br/>                     Carton weight: 65 LB   29.48 KG<br/>                     Carton volume: 9.25 FT<sup>3</sup>   0.26 MT<sup>3</sup></p>       |  <p><b>ADJUSTMENTS</b><br/>                     (1) Tilt tension<br/>                     (2) Pneumatic seat height<br/>                     (3) Back angle<br/>                     (4) Seat angle<br/>                     (6) Back/lumbar height<br/>                     (8) Sliding seat depth<br/>                     (9) Infinite position tilt lock</p> | <b>TS1170-3</b>  | 1140                    | 1204 | 1258 | 1320  | 1422 | 1516 | 1610   | 1692 | 1794 | 1890 | 2020 | 2204 |      |         |           |     |         |         |   |   |    |           |     |
|   |   | <p><b>OVERALL DIMENSIONS</b></p> <table border="1"> <tr><th>W</th><th>D</th><th>H</th></tr> <tr><td>IN 26</td><td>23.5</td><td>45</td></tr> <tr><td>MM 660</td><td>597</td><td>1143</td></tr> </table> <p><b>SEAT DIMENSIONS</b></p> <table border="1"> <tr><th>W</th><th>D</th><th>H</th></tr> <tr><td>21</td><td>18-20.5</td><td>17.5-21.5</td></tr> <tr><td>533</td><td>457-521</td><td>445-546</td></tr> </table> <p><b>BACK DIMENSIONS</b></p> <table border="1"> <tr><th>W</th><th>H</th></tr> <tr><td>20</td><td>23-28.25</td></tr> <tr><td>508</td><td>584-718</td></tr> </table>    | W                       | D    | H    | IN 26 | 23.5 | 45   | MM 660 | 597  | 1143 | W    | D    | H    | 21   | 18-20.5 | 17.5-21.5 | 533 | 457-521 | 445-546 | W | H | 20 | 23-28.25  | 508 |
| W   | D   | H  |                         |      |      |       |      |      |        |      |      |      |      |      |      |         |           |     |         |         |   |   |    |           |     |
| IN 26   | 23.5  | 45   |                         |      |      |       |      |      |        |      |      |      |      |      |      |         |           |     |         |         |   |   |    |           |     |
| MM 660  | 597   | 1143   |                         |      |      |       |      |      |        |      |      |      |      |      |      |         |           |     |         |         |   |   |    |           |     |
| W   | D   | H  |                         |      |      |       |      |      |        |      |      |      |      |      |      |         |           |     |         |         |   |   |    |           |     |
| 21  | 18-20.5   | 17.5-21.5  |                         |      |      |       |      |      |        |      |      |      |      |      |      |         |           |     |         |         |   |   |    |           |     |
| 533   | 457-521   | 445-546  |                         |      |      |       |      |      |        |      |      |      |      |      |      |         |           |     |         |         |   |   |    |           |     |
| W   | H   |  |                         |      |      |       |      |      |        |      |      |      |      |      |      |         |           |     |         |         |   |   |    |           |     |
| 20  | 23-28.25  |  |                         |      |      |       |      |      |        |      |      |      |      |      |      |         |           |     |         |         |   |   |    |           |     |
| 508   | 584-718   |  |                         |      |      |       |      |      |        |      |      |      |      |      |      |         |           |     |         |         |   |   |    |           |     |



| DESCRIPTION   | FEATURES   | MODEL#   | STANDARD TEXTILE GRADES   |         |         |                 |         |             |                 |           |   |    |    |    |                    |  |  |                 |  |  |                 |  |  |   |   |   |   |   |   |   |   |       |      |       |    |         |             |      |           |        |     |      |     |         |         |     |         |
|---|--|--|---|---------|---------|-----------------|---------|-------------|-----------------|-----------|---|----|----|----|--------------------|--|--|-----------------|--|--|-----------------|--|--|---|---|---|---|---|---|---|---|-------|------|-------|----|---------|-------------|------|-----------|--------|-----|------|-----|---------|---------|-----|---------|
|   |  |  | 1   | 2       | 3       | 4               | 5       | 6           | 7               | 8         | 9 | 10 | 11 | 12 |                    |  |  |                 |  |  |                 |  |  |   |   |   |   |   |   |   |   |       |      |       |    |         |             |      |           |        |     |      |     |         |         |     |         |
|  <p><b>Granada Deluxe TS</b></p> <p><b>MB Heavy Duty Multi-Tilter</b><br/>COM: 1.75 YD   1.6 M<br/>Unit weight: 54 LB   24.5 KG<br/>Carton weight: 63 LB   28.58 KG<br/>Carton volume: 9.25 FT³   0.26 MT³</p>           |  <p><b>ADJUSTMENTS</b><br/>(1) Tilt tension<br/>(2) Pneumatic seat height<br/>(3) Back angle<br/>(4) Seat angle<br/>(6) Back/lumbar height<br/>(8) Sliding seat depth<br/>(9) Infinite position tilt lock</p>   | <p>Ergonomic features:<br/>A, B, C, D, E, F, G, H, M, N, Q, S</p>    | <table border="1"> <tr> <th colspan="3">OVERALL DIMENSIONS</th> <th colspan="3">SEAT DIMENSIONS</th> <th colspan="3">BACK DIMENSIONS</th> </tr> <tr> <th>W</th><th>D</th><th>H</th> <th>W</th><th>D</th><th>H</th> <th>W</th><th>H</th> </tr> <tr> <td>IN 26</td><td>23.5</td><td>41</td> <td>21</td><td>18-20.5</td><td>17.5-21.5</td> <td>20</td><td>19-24.25</td> </tr> <tr> <td>MM 660</td><td>597</td><td>1041</td> <td>533</td><td>457-521</td><td>445-546</td> <td>508</td><td>483-616</td> </tr> </table>         |         |         |                 |         |             |                 |           |   |    |    |    | OVERALL DIMENSIONS |  |  | SEAT DIMENSIONS |  |  | BACK DIMENSIONS |  |  | W | D | H | W | D | H | W | H | IN 26 | 23.5 | 41    | 21 | 18-20.5 | 17.5-21.5   | 20   | 19-24.25  | MM 660 | 597 | 1041 | 533 | 457-521 | 445-546 | 508 | 483-616 |
|   |  |  | OVERALL DIMENSIONS  |         |         | SEAT DIMENSIONS |         |             | BACK DIMENSIONS |           |   |    |    |    |                    |  |  |                 |  |  |                 |  |  |   |   |   |   |   |   |   |   |       |      |       |    |         |             |      |           |        |     |      |     |         |         |     |         |
|   |  |  | W   | D       | H       | W               | D       | H           | W               | H         |   |    |    |    |                    |  |  |                 |  |  |                 |  |  |   |   |   |   |   |   |   |   |       |      |       |    |         |             |      |           |        |     |      |     |         |         |     |         |
|   |  |  | IN 26   | 23.5    | 41      | 21              | 18-20.5 | 17.5-21.5   | 20              | 19-24.25  |   |    |    |    |                    |  |  |                 |  |  |                 |  |  |   |   |   |   |   |   |   |   |       |      |       |    |         |             |      |           |        |     |      |     |         |         |     |         |
| MM 660  | 597  | 1041   | 533   | 457-521 | 445-546 | 508             | 483-616 |             |                 |           |   |    |    |    |                    |  |  |                 |  |  |                 |  |  |   |   |   |   |   |   |   |   |       |      |       |    |         |             |      |           |        |     |      |     |         |         |     |         |
| <p><b>RTA 2</b>  1 per carton</p>  |  |  |   |         |         |                 |         |             |                 |           |   |    |    |    |                    |  |  |                 |  |  |                 |  |  |   |   |   |   |   |   |   |   |       |      |       |    |         |             |      |           |        |     |      |     |         |         |     |         |
|  <p><b>Granada Deluxe TS</b></p> <p><b>HB Heavy Duty Multi-Tilter w/Schukra</b><br/>COM: 2 YD   1.83 M<br/>Unit weight: 56 LB   25.5 KG<br/>Carton weight: 65 LB   29.48 KG<br/>Carton volume: 9.25 FT³   0.26 MT³</p>   |  <p><b>ADJUSTMENTS</b><br/>(1) Tilt tension<br/>(2) Pneumatic seat height<br/>(3) Back angle<br/>(4) Seat angle<br/>(6) Back/lumbar height<br/>(8) Sliding seat depth<br/>(9) Infinite position tilt lock</p>   | <p>Ergonomic features:<br/>A, B, C, D, E, F, G, H, M, N, Q, S, V</p> | <table border="1"> <tr> <th colspan="3">OVERALL DIMENSIONS</th> <th colspan="3">SEAT DIMENSIONS</th> <th colspan="3">BACK DIMENSIONS</th> </tr> <tr> <th>W</th><th>D</th><th>H</th> <th>W</th><th>D</th><th>H</th> <th>W</th><th>H</th> </tr> <tr> <td>IN 26</td><td>23.5</td><td>45</td> <td>21</td><td>18-20.5</td><td>17.5-21.5</td> <td>20</td><td>23-28.25</td> </tr> <tr> <td>MM 660</td><td>597</td><td>1143</td> <td>533</td><td>457-521</td><td>445-546</td> <td>508</td><td>584-718</td> </tr> </table>         |         |         |                 |         |             |                 |           |   |    |    |    | OVERALL DIMENSIONS |  |  | SEAT DIMENSIONS |  |  | BACK DIMENSIONS |  |  | W | D | H | W | D | H | W | H | IN 26 | 23.5 | 45    | 21 | 18-20.5 | 17.5-21.5   | 20   | 23-28.25  | MM 660 | 597 | 1143 | 533 | 457-521 | 445-546 | 508 | 584-718 |
|   |  |  | OVERALL DIMENSIONS  |         |         | SEAT DIMENSIONS |         |             | BACK DIMENSIONS |           |   |    |    |    |                    |  |  |                 |  |  |                 |  |  |   |   |   |   |   |   |   |   |       |      |       |    |         |             |      |           |        |     |      |     |         |         |     |         |
|   |  |  | W   | D       | H       | W               | D       | H           | W               | H         |   |    |    |    |                    |  |  |                 |  |  |                 |  |  |   |   |   |   |   |   |   |   |       |      |       |    |         |             |      |           |        |     |      |     |         |         |     |         |
|   |  |  | IN 26   | 23.5    | 45      | 21              | 18-20.5 | 17.5-21.5   | 20              | 23-28.25  |   |    |    |    |                    |  |  |                 |  |  |                 |  |  |   |   |   |   |   |   |   |   |       |      |       |    |         |             |      |           |        |     |      |     |         |         |     |         |
| MM 660  | 597  | 1143   | 533   | 457-521 | 445-546 | 508             | 584-718 |             |                 |           |   |    |    |    |                    |  |  |                 |  |  |                 |  |  |   |   |   |   |   |   |   |   |       |      |       |    |         |             |      |           |        |     |      |     |         |         |     |         |
| <p><b>RTA 2</b>  1 per carton</p>  |  |  |   |         |         |                 |         |             |                 |           |   |    |    |    |                    |  |  |                 |  |  |                 |  |  |   |   |   |   |   |   |   |   |       |      |       |    |         |             |      |           |        |     |      |     |         |         |     |         |
|  <p><b>Granada Deluxe TS</b></p> <p><b>MB Heavy Duty Multi-Tilter w/Schukra</b><br/>COM: 1.75 YD   1.6 M<br/>Unit weight: 54 LB   24.5 KG<br/>Carton weight: 63 LB   28.58 KG<br/>Carton volume: 9.25 FT³   0.26 MT³</p> |  <p><b>ADJUSTMENTS</b><br/>(1) Tilt tension<br/>(2) Pneumatic seat height<br/>(3) Back angle<br/>(4) Seat angle<br/>(6) Back/lumbar height<br/>(8) Sliding seat depth<br/>(9) Infinite position tilt lock</p>  | <p>Ergonomic features:<br/>A, B, C, D, E, F, G, H, M, N, Q, S, V</p> | <table border="1"> <tr> <th colspan="3">OVERALL DIMENSIONS</th> <th colspan="3">SEAT DIMENSIONS</th> <th colspan="3">BACK DIMENSIONS</th> </tr> <tr> <th>W</th><th>D</th><th>H</th> <th>W</th><th>D</th><th>H</th> <th>W</th><th>H</th> </tr> <tr> <td>IN 26</td><td>23.5</td><td>41</td> <td>21</td><td>18-20.5</td><td>17.5-21.5</td> <td>20</td><td>19-24.25</td> </tr> <tr> <td>MM 660</td><td>597</td><td>1041</td> <td>533</td><td>457-521</td><td>445-546</td> <td>508</td><td>483-616</td> </tr> </table>         |         |         |                 |         |             |                 |           |   |    |    |    | OVERALL DIMENSIONS |  |  | SEAT DIMENSIONS |  |  | BACK DIMENSIONS |  |  | W | D | H | W | D | H | W | H | IN 26 | 23.5 | 41    | 21 | 18-20.5 | 17.5-21.5   | 20   | 19-24.25  | MM 660 | 597 | 1041 | 533 | 457-521 | 445-546 | 508 | 483-616 |
|   |  |  | OVERALL DIMENSIONS  |         |         | SEAT DIMENSIONS |         |             | BACK DIMENSIONS |           |   |    |    |    |                    |  |  |                 |  |  |                 |  |  |   |   |   |   |   |   |   |   |       |      |       |    |         |             |      |           |        |     |      |     |         |         |     |         |
|   |  |  | W   | D       | H       | W               | D       | H           | W               | H         |   |    |    |    |                    |  |  |                 |  |  |                 |  |  |   |   |   |   |   |   |   |   |       |      |       |    |         |             |      |           |        |     |      |     |         |         |     |         |
|   |  |  | IN 26   | 23.5    | 41      | 21              | 18-20.5 | 17.5-21.5   | 20              | 19-24.25  |   |    |    |    |                    |  |  |                 |  |  |                 |  |  |   |   |   |   |   |   |   |   |       |      |       |    |         |             |      |           |        |     |      |     |         |         |     |         |
| MM 660  | 597  | 1041   | 533   | 457-521 | 445-546 | 508             | 483-616 |             |                 |           |   |    |    |    |                    |  |  |                 |  |  |                 |  |  |   |   |   |   |   |   |   |   |       |      |       |    |         |             |      |           |        |     |      |     |         |         |     |         |
| <p><b>RTA 2</b>  1 per carton</p>  |  |  |   |         |         |                 |         |             |                 |           |   |    |    |    |                    |  |  |                 |  |  |                 |  |  |   |   |   |   |   |   |   |   |       |      |       |    |         |             |      |           |        |     |      |     |         |         |     |         |
|  <p><b>Malaga TS</b></p> <p><b>HB Heavy Duty Multi-Tilter</b><br/>COM: 1.75 YD   1.6 M<br/>Unit weight: 52 LB   23.6 KG<br/>Carton weight: 61 LB   27.67 KG<br/>Carton volume: 9.25 FT³   0.26 MT³</p>                 |  <p><b>ADJUSTMENTS</b><br/>(1) Tilt tension<br/>(2) Pneumatic seat height<br/>(3) Back angle<br/>(4) Seat angle<br/>(6) Back/lumbar height<br/>(8) Sliding seat depth<br/>(9) Infinite position tilt lock</p> | <p>Ergonomic features:<br/>A, B, C, D, E, F, G, H, M, N, Q, S</p>    | <table border="1"> <tr> <th colspan="3">OVERALL DIMENSIONS</th> <th colspan="3">SEAT DIMENSIONS</th> <th colspan="3">BACK DIMENSIONS</th> </tr> <tr> <th>W</th><th>D</th><th>H</th> <th>W</th><th>D</th><th>H</th> <th>W</th><th>H</th> </tr> <tr> <td>IN 25</td><td>25</td><td>44</td> <td>20</td><td>17.5-20</td><td>16.75-20.75</td> <td>18.5</td><td>25-29</td> </tr> <tr> <td>MM 635</td><td>635</td><td>1118</td> <td>508</td><td>445-508</td><td>425-527</td> <td>470</td><td>635-737</td> </tr> </table>          |         |         |                 |         |             |                 |           |   |    |    |    | OVERALL DIMENSIONS |  |  | SEAT DIMENSIONS |  |  | BACK DIMENSIONS |  |  | W | D | H | W | D | H | W | H | IN 25 | 25   | 44    | 20 | 17.5-20 | 16.75-20.75 | 18.5 | 25-29     | MM 635 | 635 | 1118 | 508 | 445-508 | 425-527 | 470 | 635-737 |
|   |  |  | OVERALL DIMENSIONS  |         |         | SEAT DIMENSIONS |         |             | BACK DIMENSIONS |           |   |    |    |    |                    |  |  |                 |  |  |                 |  |  |   |   |   |   |   |   |   |   |       |      |       |    |         |             |      |           |        |     |      |     |         |         |     |         |
|   |  |  | W   | D       | H       | W               | D       | H           | W               | H         |   |    |    |    |                    |  |  |                 |  |  |                 |  |  |   |   |   |   |   |   |   |   |       |      |       |    |         |             |      |           |        |     |      |     |         |         |     |         |
|   |  |  | IN 25   | 25      | 44      | 20              | 17.5-20 | 16.75-20.75 | 18.5            | 25-29     |   |    |    |    |                    |  |  |                 |  |  |                 |  |  |   |   |   |   |   |   |   |   |       |      |       |    |         |             |      |           |        |     |      |     |         |         |     |         |
| MM 635  | 635  | 1118   | 508   | 445-508 | 425-527 | 470             | 635-737 |             |                 |           |   |    |    |    |                    |  |  |                 |  |  |                 |  |  |   |   |   |   |   |   |   |   |       |      |       |    |         |             |      |           |        |     |      |     |         |         |     |         |
| <p><b>RTA 2</b>  1 per carton</p>  |  |  |   |         |         |                 |         |             |                 |           |   |    |    |    |                    |  |  |                 |  |  |                 |  |  |   |   |   |   |   |   |   |   |       |      |       |    |         |             |      |           |        |     |      |     |         |         |     |         |
|  <p><b>Malaga TS</b></p> <p><b>LB Heavy Duty Multi-Tilter</b><br/>COM: 1.5 YD   1.37 M<br/>Unit weight: 51 LB   23.2 KG<br/>Carton weight: 60 LB   27.22 KG<br/>Carton volume: 9.25 FT³   0.26 MT³</p>                 |  <p><b>ADJUSTMENTS</b><br/>(1) Tilt tension<br/>(2) Pneumatic seat height<br/>(3) Back angle<br/>(4) Seat angle<br/>(6) Back/lumbar height<br/>(8) Sliding seat depth<br/>(9) Infinite position tilt lock</p> | <p>Ergonomic features:<br/>A, B, C, D, E, F, G, H, M, N, Q, S</p>    | <table border="1"> <tr> <th colspan="3">OVERALL DIMENSIONS</th> <th colspan="3">SEAT DIMENSIONS</th> <th colspan="3">BACK DIMENSIONS</th> </tr> <tr> <th>W</th><th>D</th><th>H</th> <th>W</th><th>D</th><th>H</th> <th>W</th><th>H</th> </tr> <tr> <td>IN 25</td><td>24.5</td><td>39.75</td> <td>20</td><td>17.5-20</td><td>16.75-20.75</td> <td>18.5</td><td>20.5-24.5</td> </tr> <tr> <td>MM 635</td><td>622</td><td>1010</td> <td>508</td><td>445-508</td><td>425-527</td> <td>470</td><td>521-622</td> </tr> </table> |         |         |                 |         |             |                 |           |   |    |    |    | OVERALL DIMENSIONS |  |  | SEAT DIMENSIONS |  |  | BACK DIMENSIONS |  |  | W | D | H | W | D | H | W | H | IN 25 | 24.5 | 39.75 | 20 | 17.5-20 | 16.75-20.75 | 18.5 | 20.5-24.5 | MM 635 | 622 | 1010 | 508 | 445-508 | 425-527 | 470 | 521-622 |
|   |  |  | OVERALL DIMENSIONS  |         |         | SEAT DIMENSIONS |         |             | BACK DIMENSIONS |           |   |    |    |    |                    |  |  |                 |  |  |                 |  |  |   |   |   |   |   |   |   |   |       |      |       |    |         |             |      |           |        |     |      |     |         |         |     |         |
|   |  |  | W   | D       | H       | W               | D       | H           | W               | H         |   |    |    |    |                    |  |  |                 |  |  |                 |  |  |   |   |   |   |   |   |   |   |       |      |       |    |         |             |      |           |        |     |      |     |         |         |     |         |
|   |  |  | IN 25   | 24.5    | 39.75   | 20              | 17.5-20 | 16.75-20.75 | 18.5            | 20.5-24.5 |   |    |    |    |                    |  |  |                 |  |  |                 |  |  |   |   |   |   |   |   |   |   |       |      |       |    |         |             |      |           |        |     |      |     |         |         |     |         |
| MM 635  | 622  | 1010   | 508   | 445-508 | 425-527 | 470             | 521-622 |             |                 |           |   |    |    |    |                    |  |  |                 |  |  |                 |  |  |   |   |   |   |   |   |   |   |       |      |       |    |         |             |      |           |        |     |      |     |         |         |     |         |
| <p><b>RTA 1</b>  1 per carton</p>  |  |  |   |         |         |                 |         |             |                 |           |   |    |    |    |                    |  |  |                 |  |  |                 |  |  |   |   |   |   |   |   |   |   |       |      |       |    |         |             |      |           |        |     |      |     |         |         |     |         |

| DESCRIPTION  | FEATURES   | MODEL#  | STANDARD TEXTILE GRADES  |   |              |  |   |   |   |   |   |    |    |    |  |  |  |
|--|--|---|--|---|--------------|--|---|---|---|---|---|----|----|----|--|--|--|
|  |  |   | 1  | 2   | 3            | 4  | 5 | 6 | 7 | 8 | 9 | 10 | 11 | 12 |  |  |  |
|  <p><b>ObusForme Comfort TS</b></p> <p><b>HB Heavy Duty Multi-Tilter</b><br/>COM: 2.25 YD   2.06 M<br/>Unit weight: 65 LB   29.5 KG<br/>Carton weight: 78 LB   35.38 KG<br/>Carton volume: 11 FT<sup>3</sup>   0.31 MT<sup>3</sup></p>            |  <p><b>ADJUSTMENTS</b><br/>(1) Tilt tension<br/>(2) Pneumatic seat height<br/>(3) Back angle<br/>(4) Seat angle<br/>(6) Back/lumbar height<br/>(8) Sliding seat depth<br/>(9) Infinite position tilt lock</p>   | <b>TS1240-3</b> 1222 1294 1355 1425 1539 1645 1751 1843 1958 2066 2212 2419<br><b>TS1240P-3</b> Petite seat<br>IN W19.5 D16.75-19.25 H16-20   MM W495 D425-489 H406-508 |  |   |              |  |   |   |   |   |   |    |    |    |  |  |  |
|  |  | <b>OVERALL DIMENSIONS</b><br>W D H<br>IN 26 25 48<br>MM 660 635 1219  | <b>SEAT DIMENSIONS</b><br>W D H<br>21 17.5-20 16-20<br>533 445-508 406-508     | <b>BACK DIMENSIONS</b><br>W H<br>19.5 27-32.25<br>495 686-819 | <b>RTA 2</b> |  1 per carton   |   |   |   |   |   |    |    |    |  |  |  |
|  |  | <b>Ergonomic features:</b><br>A, B, C, D, E, F, G, H, M, N, Q, R, S   |  |   |              |  |   |   |   |   |   |    |    |    |  |  |  |
|  |  |   |  |   |              |  |   |   |   |   |   |    |    |    |  |  |  |
|  <p><b>ObusForme Comfort TS</b></p> <p><b>MB Heavy Duty Multi-Tilter</b><br/>COM: 2 YD   1.83 M<br/>Unit weight: 63 LB   28.6 KG<br/>Carton weight: 75 LB   34.02 KG<br/>Carton volume: 10.5 FT<sup>3</sup>   0.29 MT<sup>3</sup></p>             |  <p><b>ADJUSTMENTS</b><br/>(1) Tilt tension<br/>(2) Pneumatic seat height<br/>(3) Back angle<br/>(4) Seat angle<br/>(6) Back/lumbar height<br/>(8) Sliding seat depth<br/>(9) Infinite position tilt lock</p>   | <b>TS1241-3</b> 1164 1228 1282 1344 1446 1540 1634 1716 1818 1914 2044 2228<br><b>TS1241P-3</b> Petite seat<br>IN W19.5 D16.75-19.25 H16-20   MM W495 D425-489 H406-508 |  |   |              |  |   |   |   |   |   |    |    |    |  |  |  |
|  |  | <b>OVERALL DIMENSIONS</b><br>W D H<br>IN 26 25 44<br>MM 660 635 1118  | <b>SEAT DIMENSIONS</b><br>W D H<br>21 17.5-20 16-20<br>533 445-508 406-508     | <b>BACK DIMENSIONS</b><br>W H<br>19.5 22-27.25<br>495 559-692 | <b>RTA 2</b> |  1 per carton   |   |   |   |   |   |    |    |    |  |  |  |
|  |  | <b>Ergonomic features:</b><br>A, B, C, D, E, F, G, H, M, N, Q, R, S   |  |   |              |  |   |   |   |   |   |    |    |    |  |  |  |
|  |  |   |  |   |              |  |   |   |   |   |   |    |    |    |  |  |  |
|  <p><b>ObusForme Comfort TS</b></p> <p><b>HB Heavy Duty Multi-Tilter w/Schukra</b><br/>COM: 2.25 YD   2.06 M<br/>Unit weight: 65 LB   29.5 KG<br/>Carton weight: 78 LB   35.38 KG<br/>Carton volume: 11 FT<sup>3</sup>   0.31 MT<sup>3</sup></p> |  <p><b>ADJUSTMENTS</b><br/>(1) Tilt tension<br/>(2) Pneumatic seat height<br/>(3) Back angle<br/>(4) Seat angle<br/>(6) Back/lumbar height<br/>(8) Sliding seat depth<br/>(9) Infinite position tilt lock</p>  | <b>TS1260-3</b> 1343 1415 1476 1546 1660 1766 1872 1964 2079 2187 2333 2540<br><b>TS1260P-3</b> Petite seat<br>IN W19.5 D16.75-19.25 H16-20   MM W495 D425-489 H406-508 |  |   |              |  |   |   |   |   |   |    |    |    |  |  |  |
|  |  | <b>OVERALL DIMENSIONS</b><br>W D H<br>IN 26 25 48<br>MM 660 635 1219  | <b>SEAT DIMENSIONS</b><br>W D H<br>21 17.5-20 16-20<br>533 445-508 406-508     | <b>BACK DIMENSIONS</b><br>W H<br>19.5 27-32.25<br>495 686-819 | <b>RTA 2</b> |  1 per carton |   |   |   |   |   |    |    |    |  |  |  |
|  |  | <b>Ergonomic features:</b><br>A, B, C, D, E, F, G, H, M, N, Q, R, S, V  |  |   |              |  |   |   |   |   |   |    |    |    |  |  |  |
|  |  |   |  |   |              |  |   |   |   |   |   |    |    |    |  |  |  |
|  <p><b>ObusForme Comfort TS</b></p> <p><b>MB Heavy Duty Multi-Tilter w/Schukra</b><br/>COM: 2 YD   1.83 M<br/>Unit weight: 60 LB   27.3 KG<br/>Carton weight: 72 LB   32.66 KG<br/>Carton volume: 10.5 FT<sup>3</sup>   0.29 MT<sup>3</sup></p> |  <p><b>ADJUSTMENTS</b><br/>(1) Tilt tension<br/>(2) Pneumatic seat height<br/>(3) Back angle<br/>(4) Seat angle<br/>(6) Back/lumbar height<br/>(8) Sliding seat depth<br/>(9) Infinite position tilt lock</p> | <b>TS1261-3</b> 1287 1351 1405 1467 1569 1663 1757 1839 1941 2037 2167 2351<br><b>TS1261P-3</b> Petite seat<br>IN W19.5 D16.75-19.25 H16-20   MM W495 D425-489 H406-508 |  |   |              |  |   |   |   |   |   |    |    |    |  |  |  |
|  |  | <b>OVERALL DIMENSIONS</b><br>W D H<br>IN 26 25 44<br>MM 660 635 1118  | <b>SEAT DIMENSIONS</b><br>W D H<br>21 17.5-20 16-20<br>533 445-508 406-508     | <b>BACK DIMENSIONS</b><br>W H<br>19.5 22-27.25<br>495 559-692 | <b>RTA 2</b> |  1 per carton |   |   |   |   |   |    |    |    |  |  |  |
|  |  | <b>Ergonomic features:</b><br>A, B, C, D, E, F, G, H, M, N, Q, R, S, V  |  |   |              |  |   |   |   |   |   |    |    |    |  |  |  |
|  |  |   |  |   |              |  |   |   |   |   |   |    |    |    |  |  |  |
|  <p><b>Truform TS</b></p> <p><b>HB Heavy Duty Multi-Tilter</b><br/>COM: 2 YD   1.83 M<br/>Unit weight: 58 LB   26.4 KG<br/>Carton weight: 63 LB   28.58 KG<br/>Carton volume: 10.5 FT<sup>3</sup>   0.29 MT<sup>3</sup></p>                     |  <p><b>ADJUSTMENTS</b><br/>(1) Tilt tension<br/>(2) Pneumatic seat height<br/>(3) Back angle<br/>(4) Seat angle<br/>(6) Back/lumbar height<br/>(8) Sliding seat depth<br/>(9) Infinite position tilt lock</p> | <b>TS5450-3</b> 1117 1181 1235 1297 1399 1493 1587 1669 1771 1867 1997 2181   |  |   |              |  |   |   |   |   |   |    |    |    |  |  |  |
|  |  | <b>OVERALL DIMENSIONS</b><br>W D H<br>IN 26 25 42<br>MM 660 635 1067  | <b>SEAT DIMENSIONS</b><br>W D H<br>20 18-20.5 16.5-20.5<br>508 457-521 419-521 | <b>BACK DIMENSIONS</b><br>W H<br>20 23.5-26<br>508 597-660    | <b>RTA 2</b> |  1 per carton |   |   |   |   |   |    |    |    |  |  |  |
|  |  | <b>Ergonomic features:</b><br>A, B, C, D, E, F, G, H, M, N, Q, S  |  |   |              |  |   |   |   |   |   |    |    |    |  |  |  |
|  |  |   |  |   |              |  |   |   |   |   |   |    |    |    |  |  |  |

| DESCRIPTION   | FEATURES  | MODEL#                             | STANDARD TEXTILE GRADES |              |  |      |         |                               |      |           |      |      |      |      |
|---|---|------------------------------------|-------------------------|--------------|--|------|---------|-------------------------------|------|-----------|------|------|------|------|
|   |   |                                    | 1                       | 2            | 3  | 4    | 5       | 6                             | 7    | 8         | 9    | 10   | 11   | 12   |
|  <p><b>Truform TS</b></p> <p><b>MB Heavy Duty Multi-Tilter</b><br/>                     COM: 1.75 YD   1.6 M<br/>                     Unit weight: 55 LB   25 KG<br/>                     Carton weight: 60 LB   27.22 KG<br/>                     Carton volume: 10.5 FT<sup>3</sup>   0.29 MT<sup>3</sup></p>    |  <p><b>ADJUSTMENTS</b><br/>                     (1) Tilt tension<br/>                     (2) Pneumatic seat height<br/>                     (3) Back angle<br/>                     (4) Seat angle<br/>                     (6) Back/lumbar height<br/>                     (8) Sliding seat depth<br/>                     (9) Infinite position tilt lock</p>   | <b>TS5451-3</b>                    | 1057                    | 1113         | 1160   | 1215 | 1304    | 1386                          | 1468 | 1540      | 1629 | 1713 | 1827 | 1988 |
|   |   | <b>OVERALL DIMENSIONS</b><br>W D H |                         |              | <b>SEAT DIMENSIONS</b><br>W D H  |      |         | <b>BACK DIMENSIONS</b><br>W H |      |           |      |      |      |      |
|   |   | IN                                 | 26                      | 25           | 38.5   | 20   | 18-20.5 | 16.5-20.5                     | 20   | 20-22.5   |      |      |      |      |
|   |   | MM                                 | 660                     | 635          | 978  | 508  | 457-521 | 419-521                       | 508  | 508-572   |      |      |      |      |
|   |   |                                    |                         | <b>RTA 1</b> |  1 per carton   |      |         |                               |      |           |      |      |      |      |
|  <p><b>Yorkdale TS</b></p> <p><b>HB Heavy Duty Multi-Tilter</b><br/>                     COM: 1.75 YD   1.6 M<br/>                     Unit weight: 44 LB   20 KG<br/>                     Carton weight: 50 LB   22.68 KG<br/>                     Carton volume: 9.75 FT<sup>3</sup>   0.27 MT<sup>3</sup></p>   |  <p><b>ADJUSTMENTS</b><br/>                     (1) Tilt tension<br/>                     (2) Pneumatic seat height<br/>                     (3) Back angle<br/>                     (4) Seat angle<br/>                     (6) Back/lumbar height<br/>                     (8) Sliding seat depth<br/>                     (9) Infinite position tilt lock<br/>                     Center tilt action</p> | <b>TS2330</b>                      | 971                     | 1027         | 1074   | 1129 | 1218    | 1300                          | 1382 | 1454      | 1543 | 1627 | 1741 | 1902 |
|   |   | <b>OVERALL DIMENSIONS</b><br>W D H |                         |              | <b>SEAT DIMENSIONS</b><br>W D H  |      |         | <b>BACK DIMENSIONS</b><br>W H |      |           |      |      |      |      |
|   |   | IN                                 | 24                      | 25           | 42   | 20.5 | 17.5    | 16.5-20.5                     | 19   | 21.5-23.5 |      |      |      |      |
|   |   | MM                                 | 610                     | 635          | 1067   | 521  | 445     | 419-521                       | 483  | 546-597   |      |      |      |      |
|   |   |                                    |                         | <b>RTA 2</b> |  1 per carton   |      |         |                               |      |           |      |      |      |      |
|  <p><b>Yorkdale TS</b></p> <p><b>LB Heavy Duty Multi-Tilter</b><br/>                     COM: 1.5 YD   1.37 M<br/>                     Unit weight: 42 LB   19.1 KG<br/>                     Carton weight: 48 LB   21.77 KG<br/>                     Carton volume: 9.75 FT<sup>3</sup>   0.27 MT<sup>3</sup></p> |  <p><b>ADJUSTMENTS</b><br/>                     (1) Tilt tension<br/>                     (2) Pneumatic seat height<br/>                     (3) Back angle<br/>                     (4) Seat angle<br/>                     (6) Back/lumbar height<br/>                     (8) Sliding seat depth<br/>                     (9) Infinite position tilt lock<br/>                     Center tilt action</p> | <b>TS2331</b>                      | 916                     | 964          | 1005   | 1051 | 1128    | 1198                          | 1269 | 1330      | 1407 | 1479 | 1576 | 1714 |
|   |   | <b>OVERALL DIMENSIONS</b><br>W D H |                         |              | <b>SEAT DIMENSIONS</b><br>W D H  |      |         | <b>BACK DIMENSIONS</b><br>W H |      |           |      |      |      |      |
|   |   | IN                                 | 24                      | 25           | 36   | 20.5 | 17.5    | 16.5-20.5                     | 19   | 16.5-18.5 |      |      |      |      |
|   |   | MM                                 | 610                     | 635          | 914  | 521  | 445     | 419-521                       | 483  | 419-470   |      |      |      |      |
|   |   |                                    |                         | <b>RTA 2</b> |  1 per carton |      |         |                               |      |           |      |      |      |      |

CONCORDE EXECUTIVE 24HR



model 2424




**Push Button**  
 Located within easy reach. Promotes good posture as you move to various positions.

STANDARD FEATURES

- All adjustments are made with push button controls that are conveniently located in full view for easy use.
- Compound curved molded foam seat and back cushions.
- Seat cushion with Velcro attachment is easily removed and make cleaning easy.
- Rated for multi-shift use for persons up to 350 lbs.
- Standard with Allen-bolted width adjustable arms (Allen key included). Arms adjust 1.25" wider on each side, a total of 2.5" extra width.
- Pneumatic seat height adjustment and five position tilt lock. Tilt tension control.
- Ratchet style back height adjustment.
- All models are standard with a five prong, injection molded, fiberglass reinforced nylon Black spider base and button covers with dual wheel carpet casters (C10).
- For 24 hour application, Global's Limited Lifetime Warranty is applicable only on fabrics that are rated for 100,000 double rubs.

OPTIONAL FEATURES

- Models are not available with (C7) glides.
- For hard surface flooring casters, please specify (C10R). Add \$20.

| DESCRIPTION  | FEATURES  | MODEL #                       | STANDARD TEXTILE GRADES   |          |              |                        |          |          |                        |          |      |      |      |      |
|--|---|-------------------------------|---------------------------|----------|--------------|------------------------|----------|----------|------------------------|----------|------|------|------|------|
|  |   |                               | 1                         | 2        | 3            | 4                      | 5        | 6        | 7                      | 8        | 9    | 10   | 11   | 12   |
| <br><b>HB Synchro-Tilter Concorde Executive 24HR</b><br>COM: 2.5 YD   2.29 M<br>Unit weight: 70 LB   31.8 KG<br>Carton weight: 81.5 LB   36.97 KG<br>Carton volume: 24.5 FT³   0.69 MT³ | <b>ADJUSTMENTS</b><br>- Tilt tension<br>- Sliding seat depth<br>- 7 position back height<br>- Synchro tilt action<br>- Anti kick back<br>- 2 button control<br><br><b>Right arm</b><br>- Pneumatic seat height<br><br><b>Left arm</b><br>- 5 position tilt lock | <b>2424</b>                   | -                         | 2716     | 2784         | 2861                   | 2989     | 3106     | 3224                   | 3326     | 3454 | 3574 | 3736 | 3966 |
|  |   | Seat depth adjust: 16" to 18" |                           |          |              |                        |          |          |                        |          |      |      |      |      |
|  |   | <b>2424-18</b>                | -                         | 2716     | 2784         | 2861                   | 2989     | 3106     | 3224                   | 3326     | 3454 | 3574 | 3736 | 3966 |
| Deep seat - Seat depth adjust: 18" to 20"  |   |                               |                           |          |              |                        |          |          |                        |          |      |      |      |      |
|  |   |                               | <b>OVERALL DIMENSIONS</b> |          |              | <b>SEAT DIMENSIONS</b> |          |          | <b>BACK DIMENSIONS</b> |          |      |      |      |      |
|  |   |                               | <b>W</b>                  | <b>D</b> | <b>H</b>     | <b>W</b>               | <b>D</b> | <b>H</b> | <b>W</b>               | <b>H</b> |      |      |      |      |
|  |   | IN                            | 28.5                      | 27       | 50           | 21                     | 16-18    | 18-22    | 21                     | 28-31    |      |      |      |      |
|  |   | MM                            | 724                       | 686      | 1270         | 533                    | 406-457  | 457-559  | 533                    | 711-787  |      |      |      |      |
|  |   |                               | <b>RTA 00</b>             |          | 1 per carton |                        |          |          |                        |          |      |      |      |      |

Ergonomic features:  
 A, B, C, D, E, L, M, N, Q, T

G1 ERGO SELECT TS



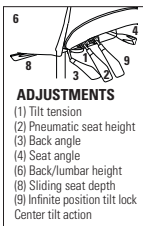
model TS7331-3 H1



model TS7333-3 G5

MECHANISM:

Multi-tilter mechanism (-3)



Ergonomic features:

A, B, C, D, E, F, G, H, M, N, Q, R, S, U

STANDARD FEATURES

- TS models are available within the standard G1 Ergo Select series. TS stands for "three shift" and each TS model is rated for 24/7 applications as well as weight rated up to 350 lbs.
- Models feature a heavy duty multi-tilter mechanism, cylinder and molded heavy duty seat foam.
- Standard with pneumatic seat height, forward and rearward seat tilt with infinite lock, free floating back angle control, tilt tension control and side activated sliding seat depth.
- Available in three back heights and two seat sizes (standard or generous).
- Stitch detail on edges of seat and back is discrete, using matched thread as standard.
- Standard with height and width adjustable (G5) arms with sliding armcaps. Armcaps also articulate inwards and outwards to aim toward the keyboard or mouse area.
- Five prong, injection molded, fiberglass reinforced nylon Black base with (C82) dual wheel carpet casters.
- G1 Ergo Select is fully compliant with latest BIFMA G1, GSA and CGSB specifications.
- For 24 hour applications, Global's Limited Lifetime Warranty is applicable only on fabrics that are rated for 100,000 double rubs.
- Upholstery options: fabric, vinyl or leather. Vinyl and leather models may feature stitch detail across the seat and/or back cushions, if applicable. Grade 2 and above textiles are recommended for 24/7 applications.

OPTIONAL FEATURES

- Upholstery is available with exaggerated top stitch detail (heavier thread). 14 coordinating or contrasting colors may be selected. Please specify.
- Optional Ergo Select arms are height (4") and width adjustable with sliding armcaps. Armcaps also articulate inwards (25°) and outwards (25°) to aim toward the keyboard or mouse area.




Please add option codes in the following order:

- **Model number**  
**TS7331** Medium back with arms.  
**TS7332** High back with arms.  
**TS7333** Extended high back with arms.
- **Textile**  
 Specify textile code.
- **Mechanism**  
**(3)** Multi-tilter mechanism.
- **Seat size**  
**(S)** Standard  
**(G)** Generous
- **Arms**  
**(G5)** G5 arms. No upcharge.  
**(H1)** Ergo Select arms. Add \$66.  
**(H2)** Ergo Select arms w/wide armcaps. Add \$106.
- **Base**  
**(B7)** Black nylon B7B base. No upcharge.  
**(A7)** Polished aluminum B7A base. Add \$131.
- **Casters**  
**(82)** C82 dual wheel carpet casters. No upcharge.  
**(8R)** C82R dual wheel hard floor casters. Add \$21.
- **Stitch detail**  
**(MS)** Color matched stitching. Decorative top stitch. No upcharge.  
**(XP)** Black **(XB)** Beige  
**(XG)** Copen **(XA)** Graphite  
**(XK)** Mahogany **(XJ)** Natural  
**(XH)** Navy #3 **(XD)** New Grey  
**(XF)** Nickel **(XN)** Off-White  
**(XL)** Rubytone **(XI)** Scarlett  
**(XC)** Smoke **(XE)** Taupe  
 (colors shown on website)

EXAMPLE G1 ERGO SELECT TS ORDER CODE:

|         |         |           |           |      |      |         |               |
|---------|---------|-----------|-----------|------|------|---------|---------------|
| TS7332  | -WA53   | -3        | -S        | -H1  | -B7  | -82     | -MS           |
| Model # | Textile | Mechanism | Seat size | Arms | Base | Casters | Stitch detail |

| G1 Ergo Select TS dimensional information: based on measurements with heavy duty multi-tilter mechanism |   |                     |                                 |                      |
|---|---|---------------------|---------------------------------|----------------------|
|   | Distance between arms   | Standard arm height | Seat depth range                | Standard seat height |
| <b>Standard seat (S)</b><br>Heavy duty 4" lift (4L) & (H1) arms   | 16.0" - 21.5" = 5.5" adjustment<br>406mm - 546mm = 140mm adj.   | 7.3" - 11.4"        | 16.5" - 18.75"<br>419mm - 476mm | 17.5" - 21.5"        |
| <b>Generous seat (G)</b><br>Heavy duty 4" lift (4L) & (H1) arms   | 17.25" - 22.75" = 5.5" adjustment<br>438mm - 578mm = 140mm adj. | 185mm - 290mm       | 17.25" - 19.5"<br>438mm - 495mm | 444mm - 546mm        |

| DESCRIPTION  | FEATURES | MODEL #       | STANDARD TEXTILE GRADES   |              |          |                        |           |           |                        |          |      |      |      |      |
|--|----------|---------------|---------------------------|--------------|----------|------------------------|-----------|-----------|------------------------|----------|------|------|------|------|
|  |          |               | 1                         | 2            | 3        | 4                      | 5         | 6         | 7                      | 8        | 9    | 10   | 11   | 12   |
|  <p><b>Medium Back</b><br/>                     COM: 1.65 YD   1.51 M<br/>                     Unit weight: 54 LB   24.5 KG<br/>                     Carton weight: 66 LB   29.94 KG<br/>                     Carton volume: 10.5 FT³   0.29 MT³</p>  |          | <b>TS7331</b> | 1252                      | 1305         | 1349     | 1401                   | 1485      | 1562      | 1640                   | 1707     | 1791 | 1871 | 1978 | 2130 |
|  |          |               | <b>OVERALL DIMENSIONS</b> |              |          | <b>SEAT DIMENSIONS</b> |           |           | <b>BACK DIMENSIONS</b> |          |      |      |      |      |
|  |          |               | <b>W</b>                  | <b>D</b>     | <b>H</b> | <b>W</b>               | <b>D</b>  | <b>H</b>  | <b>W</b>               | <b>H</b> |      |      |      |      |
|  |          |               | IN 24                     | 21.5         | 42       | 18.5                   | 15.5-18.5 | 17.5-21.5 | 19                     | 22       |      |      |      |      |
|  |          |               | MM 610                    | 546          | 1067     | 470                    | 394-470   | 445-546   | 483                    | 559      |      |      |      |      |
|  |          |               | <b>RTA 2</b>              | 1 per carton |          |                        |           |           |                        |          |      |      |      |      |
|  <p><b>High Back</b><br/>                     COM: 1.75 YD   1.6 M<br/>                     Unit weight: 56 LB   25.5 KG<br/>                     Carton weight: 68 LB   30.84 KG<br/>                     Carton volume: 10.5 FT³   0.29 MT³</p>     |          | <b>TS7332</b> | 1278                      | 1334         | 1381     | 1436                   | 1525      | 1607      | 1689                   | 1761     | 1850 | 1934 | 2048 | 2209 |
|  |          |               | <b>OVERALL DIMENSIONS</b> |              |          | <b>SEAT DIMENSIONS</b> |           |           | <b>BACK DIMENSIONS</b> |          |      |      |      |      |
|  |          |               | <b>W</b>                  | <b>D</b>     | <b>H</b> | <b>W</b>               | <b>D</b>  | <b>H</b>  | <b>W</b>               | <b>H</b> |      |      |      |      |
|  |          |               | IN 24.5                   | 23           | 45.5     | 19.75                  | 16.5-19.5 | 17.5-21.5 | 19                     | 24.5     |      |      |      |      |
|  |          |               | MM 622                    | 584          | 1156     | 502                    | 419-495   | 445-546   | 483                    | 622      |      |      |      |      |
|  |          |               | <b>RTA 2</b>              | 1 per carton |          |                        |           |           |                        |          |      |      |      |      |
|  <p><b>Extended High Back</b><br/>                     COM: 2 YD   1.83 M<br/>                     Unit weight: 56 LB   25.5 KG<br/>                     Carton weight: 69 LB   31.3 KG<br/>                     Carton volume: 11 FT³   0.31 MT³</p> |          | <b>TS7333</b> | 1302                      | 1366         | 1420     | 1483                   | 1584      | 1678      | 1772                   | 1854     | 1956 | 2052 | 2182 | 2366 |
|  |          |               | <b>OVERALL DIMENSIONS</b> |              |          | <b>SEAT DIMENSIONS</b> |           |           | <b>BACK DIMENSIONS</b> |          |      |      |      |      |
|  |          |               | <b>W</b>                  | <b>D</b>     | <b>H</b> | <b>W</b>               | <b>D</b>  | <b>H</b>  | <b>W</b>               | <b>H</b> |      |      |      |      |
|  |          |               | IN 24.5                   | 24           | 51       | 19.75                  | 16.5-19.5 | 17.5-21.5 | 19                     | 27       |      |      |      |      |
|  |          |               | MM 622                    | 610          | 1295     | 502                    | 419-495   | 445-546   | 483                    | 686      |      |      |      |      |
|  |          |               | <b>RTA 2</b>              | 1 per carton |          |                        |           |           |                        |          |      |      |      |      |

**OBUSFORME COMFORT XL**



model 1251-0

model 1252-8



**Optional Memory Foam**  
See right for details.

For ObusForme Comfort Heavy Duty TS (three shift) models, please refer to page 333

**STANDARD FEATURES**

- ObusForme Comfort XL is a great addition to the ObusForme family and is recommended by chiropractors worldwide.
- Specifically intended for users of above average height and/or weight (not intended for average size users).
- All models provide additional height and/or seat depth, designed to meet the requirements of the large occupant chair (BIFMA X5.11).
- Features an elastomeric back support system that provides impressive comfortable support with no pressure points along the spine, with a compound curved back and seat.
- Standard seat foam is extra thick dual cushion with a soft top layer and a firmly supportive lower layer.
- Height, width and depth adjustable (**G3**) arms with self-skinned urethane (SSU) arm pads. Armcaps articulate inwards 30°.
- Standard with Global's high quality Soft Descent™ pneumatic lift which slowly and gently lowers the seat height of the chair making it easy to obtain the exact seat height you desire.
- Vari-Width (**WA**) width adjustable arm extensions are standard when chair is ordered with adjustable arms. Allows the arms to move away from the seat by 2" on each side to allow space if desired for broader hip widths.

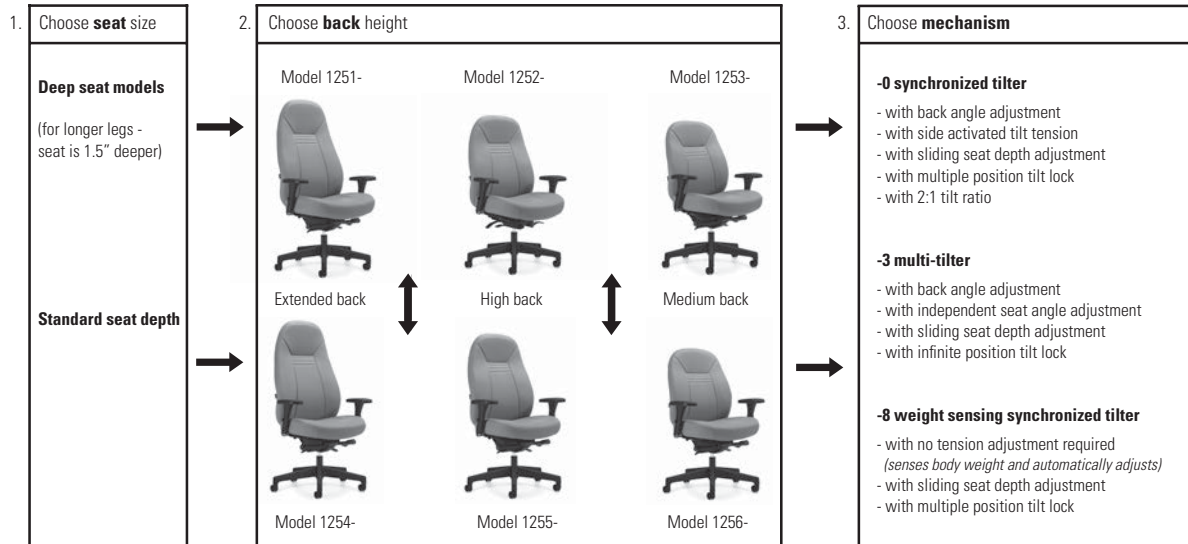
- Side activated sliding seat depth adjustment (**MD**) is standard on all models.
- Vertical back height ratchet adjustment of 5.25" is standard on all models.
- Five prong, injection molded, fiberglass reinforced nylon base (28" in diameter) in Black only with dual wheel carpet casters (**C65**).
- All models are rated for 400 lbs.
- All models ship fully assembled in the box.
- Upholstery options: fabric, vinyl or leather. Vinyl and leather models may feature stitch detail across the seat and/or back cushions, if applicable.

**OPTIONAL FEATURES**

- For hard surface flooring casters, please specify (**C65R**). Add \$21.

**Big & Tall ObusForme Comfort XL: Product Map**

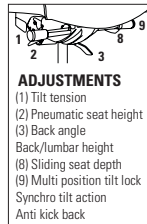
For users of above average height or weight



**DESCRIPTION      FEATURES      MODEL #      STANDARD TEXTILE GRADES**



**Extended Back Synchro-Tilter w/Back Angle Adj.**  
COM: 2.75 YD | 2.51 M  
Unit weight: 58 LB | 26.4 KG  
Carton weight: 69 LB | 31.3 KG  
Carton volume: 26 FT³ | 0.73 MT³



**ADJUSTMENTS**  
(1) Tilt tension  
(2) Pneumatic seat height  
(3) Back angle  
Back/lumbar height  
(8) Sliding seat depth  
(9) Multi position tilt lock  
Synchro tilt action  
Anti kick back


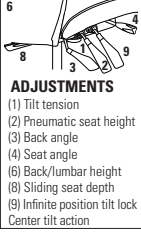

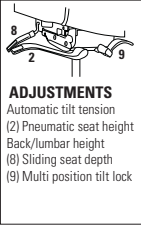

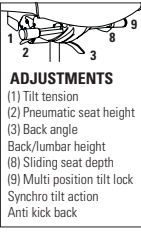

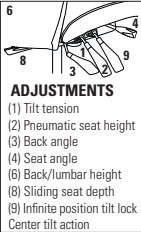

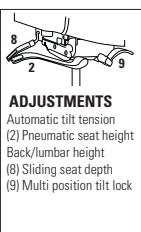
Extra tall/wide back. Wide/deep seat.

Ergonomic features:  
A, B, C, D, E, G, H, L, M, N, Q, R, U

| MODEL #       | 1    | 2    | 3    | 4    | 5    | 6    | 7    | 8    | 9    | 10   | 11   | 12   |
|---------------|------|------|------|------|------|------|------|------|------|------|------|------|
| <b>1251-0</b> | 1286 | 1374 | 1448 | 1534 | 1674 | 1803 | 1932 | 2045 | 2185 | 2317 | 2496 | 2749 |

|    | OVERALL DIMENSIONS |     |      | SEAT DIMENSIONS |         |         | BACK DIMENSIONS |          |
|----|--------------------|-----|------|-----------------|---------|---------|-----------------|----------|
|    | W                  | D   | H    | W               | D       | H       | W               | H        |
| IN | 28                 | 26  | 53   | 23.5            | 19-22   | 17-21   | 22              | 31-36.25 |
| MM | 711                | 660 | 1346 | 597             | 483-559 | 432-533 | 559             | 787-921  |

**RTA 00**      1 per carton

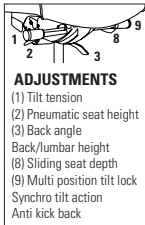
| DESCRIPTION   | FEATURES  | MODEL#  | STANDARD TEXTILE GRADES   |              |          |                        |          |          |                        |            |      |      |      |      |      |  |  |
|---|---|---|---------------------------|--------------|----------|------------------------|----------|----------|------------------------|------------|------|------|------|------|------|--|--|
|   |   |   | 1                         | 2            | 3        | 4                      | 5        | 6        | 7                      | 8          | 9    | 10   | 11   | 12   |      |  |  |
|  <p><b>Extended Back Multi-Tilter</b><br/>                     COM: 2.75 YD   2.51 M<br/>                     Unit weight: 60 LB   27.3 KG<br/>                     Carton weight: 71 LB   32.21 KG<br/>                     Carton volume: 26 FT³   0.73 MT³</p>                    |  <p><b>ADJUSTMENTS</b><br/>                     (1) Tilt tension<br/>                     (2) Pneumatic seat height<br/>                     (3) Back angle<br/>                     (4) Seat angle<br/>                     (6) Back/lumbar height<br/>                     (8) Sliding seat depth<br/>                     (9) Infinite position tilt lock<br/>                     Center tilt action</p>   | <p>Extra tall/wide back. Wide/deep seat.</p> <p>Ergonomic features:<br/>                     A, B, C, D, E, F, G, H, M, N, Q, R, S, U</p> | 1251-3                    | 1286         | 1374     | 1448                   | 1534     | 1674     | 1803                   | 1932       | 2045 | 2185 | 2317 | 2496 | 2749 |  |  |
|   |   |   | <b>OVERALL DIMENSIONS</b> |              |          | <b>SEAT DIMENSIONS</b> |          |          | <b>BACK DIMENSIONS</b> |            |      |      |      |      |      |  |  |
|   |   |   | <b>W</b>                  | <b>D</b>     | <b>H</b> | <b>W</b>               | <b>D</b> | <b>H</b> | <b>W</b>               | <b>H</b>   |      |      |      |      |      |  |  |
|   |   |   | IN 28                     | 26           | 53       | 23.5                   | 19-22    | 17-21    | 22                     | 31-36.25   |      |      |      |      |      |  |  |
| MM 711  | 660   | 1346  | 597                       | 483-559      | 432-533  | 559                    | 787-921  |          |                        |            |      |      |      |      |      |  |  |
|   |   |   | <b>RTA 00</b>             | 1 per carton |          |                        |          |          |                        |            |      |      |      |      |      |  |  |
|  <p><b>Extended Back Weight Sensing Synchro-Tilter</b><br/>                     COM: 2.75 YD   2.51 M<br/>                     Unit weight: 55 LB   25 KG<br/>                     Carton weight: 66 LB   29.94 KG<br/>                     Carton volume: 26 FT³   0.73 MT³</p>     |  <p><b>ADJUSTMENTS</b><br/>                     Automatic tilt tension<br/>                     (2) Pneumatic seat height<br/>                     Back/lumbar height<br/>                     (8) Sliding seat depth<br/>                     (9) Multi position tilt lock</p>  | <p>Extra tall/wide back. Wide/deep seat.</p> <p>Ergonomic features:<br/>                     A, B, C, D, E, H, L, M, N, Q, R, U</p>       | 1251-8                    | 1286         | 1374     | 1448                   | 1534     | 1674     | 1803                   | 1932       | 2045 | 2185 | 2317 | 2496 | 2749 |  |  |
|   |   |   | <b>OVERALL DIMENSIONS</b> |              |          | <b>SEAT DIMENSIONS</b> |          |          | <b>BACK DIMENSIONS</b> |            |      |      |      |      |      |  |  |
|   |   |   | <b>W</b>                  | <b>D</b>     | <b>H</b> | <b>W</b>               | <b>D</b> | <b>H</b> | <b>W</b>               | <b>H</b>   |      |      |      |      |      |  |  |
|   |   |   | IN 28                     | 26           | 53       | 23.5                   | 19-22    | 17-22    | 22                     | 31-36.25   |      |      |      |      |      |  |  |
| MM 711  | 660   | 1346  | 597                       | 483-559      | 432-559  | 559                    | 787-921  |          |                        |            |      |      |      |      |      |  |  |
|   |   |   | <b>RTA 00</b>             | 1 per carton |          |                        |          |          |                        |            |      |      |      |      |      |  |  |
|  <p><b>High Back Synchro-Tilter w/ Back Angle Adj.</b><br/>                     COM: 2.5 YD   2.29 M<br/>                     Unit weight: 55 LB   25 KG<br/>                     Carton weight: 66.5 LB   30.16 KG<br/>                     Carton volume: 24.5 FT³   0.69 MT³</p> |  <p><b>ADJUSTMENTS</b><br/>                     (1) Tilt tension<br/>                     (2) Pneumatic seat height<br/>                     (3) Back angle<br/>                     Back/lumbar height<br/>                     (8) Sliding seat depth<br/>                     (9) Multi position tilt lock<br/>                     Synchro tilt action<br/>                     Anti kick back</p>        | <p>High/wide back. Wide/deep seat.</p> <p>Ergonomic features:<br/>                     A, B, C, D, E, G, H, L, M, N, Q, R, U</p>          | 1252-0                    | 1225         | 1305     | 1373                   | 1450     | 1578     | 1695                   | 1813       | 1915 | 2043 | 2163 | 2325 | 2555 |  |  |
|   |   |   | <b>OVERALL DIMENSIONS</b> |              |          | <b>SEAT DIMENSIONS</b> |          |          | <b>BACK DIMENSIONS</b> |            |      |      |      |      |      |  |  |
|   |   |   | <b>W</b>                  | <b>D</b>     | <b>H</b> | <b>W</b>               | <b>D</b> | <b>H</b> | <b>W</b>               | <b>H</b>   |      |      |      |      |      |  |  |
|   |   |   | IN 28                     | 26           | 48.5     | 23.5                   | 19-22    | 17-21    | 22                     | 26.5-31.75 |      |      |      |      |      |  |  |
| MM 711  | 660   | 1232  | 597                       | 483-559      | 432-533  | 559                    | 673-806  |          |                        |            |      |      |      |      |      |  |  |
|   |   |   | <b>RTA 00</b>             | 1 per carton |          |                        |          |          |                        |            |      |      |      |      |      |  |  |
|  <p><b>High Back Multi-Tilter</b><br/>                     COM: 2.5 YD   2.29 M<br/>                     Unit weight: 57 LB   25.9 KG<br/>                     Carton weight: 68.5 LB   31.07 KG<br/>                     Carton volume: 24.5 FT³   0.69 MT³</p>                   |  <p><b>ADJUSTMENTS</b><br/>                     (1) Tilt tension<br/>                     (2) Pneumatic seat height<br/>                     (3) Back angle<br/>                     (4) Seat angle<br/>                     (6) Back/lumbar height<br/>                     (8) Sliding seat depth<br/>                     (9) Infinite position tilt lock<br/>                     Center tilt action</p> | <p>High/wide back. Wide/deep seat.</p> <p>Ergonomic features:<br/>                     A, B, C, D, E, F, G, H, M, N, Q, R, S, U</p>       | 1252-3                    | 1225         | 1305     | 1373                   | 1450     | 1578     | 1695                   | 1813       | 1915 | 2043 | 2163 | 2325 | 2555 |  |  |
|   |   |   | <b>OVERALL DIMENSIONS</b> |              |          | <b>SEAT DIMENSIONS</b> |          |          | <b>BACK DIMENSIONS</b> |            |      |      |      |      |      |  |  |
|   |   |   | <b>W</b>                  | <b>D</b>     | <b>H</b> | <b>W</b>               | <b>D</b> | <b>H</b> | <b>W</b>               | <b>H</b>   |      |      |      |      |      |  |  |
|   |   |   | IN 28                     | 26           | 48.5     | 23.5                   | 19-22    | 17-21    | 22                     | 26.5-31.75 |      |      |      |      |      |  |  |
| MM 711  | 660   | 1232  | 597                       | 483-559      | 432-533  | 559                    | 673-806  |          |                        |            |      |      |      |      |      |  |  |
|   |   |   | <b>RTA 00</b>             | 1 per carton |          |                        |          |          |                        |            |      |      |      |      |      |  |  |
|  <p><b>High Back Weight Sensing Synchro-Tilter</b><br/>                     COM: 2.5 YD   2.29 M<br/>                     Unit weight: 52 LB   23.6 KG<br/>                     Carton weight: 63.5 LB   28.8 KG<br/>                     Carton volume: 24.5 FT³   0.69 MT³</p>   |  <p><b>ADJUSTMENTS</b><br/>                     Automatic tilt tension<br/>                     (2) Pneumatic seat height<br/>                     Back/lumbar height<br/>                     (8) Sliding seat depth<br/>                     (9) Multi position tilt lock</p>  | <p>High/wide back. Wide/deep seat.</p> <p>Ergonomic features:<br/>                     A, B, C, D, E, H, L, M, N, Q, R, U</p>             | 1252-8                    | 1225         | 1305     | 1373                   | 1450     | 1578     | 1695                   | 1813       | 1915 | 2043 | 2163 | 2325 | 2555 |  |  |
|   |   |   | <b>OVERALL DIMENSIONS</b> |              |          | <b>SEAT DIMENSIONS</b> |          |          | <b>BACK DIMENSIONS</b> |            |      |      |      |      |      |  |  |
|   |   |   | <b>W</b>                  | <b>D</b>     | <b>H</b> | <b>W</b>               | <b>D</b> | <b>H</b> | <b>W</b>               | <b>H</b>   |      |      |      |      |      |  |  |
|   |   |   | IN 28                     | 26           | 48.5     | 23.5                   | 19-22    | 17-22    | 22                     | 26.5-31.75 |      |      |      |      |      |  |  |
| MM 711  | 660   | 1232  | 597                       | 483-559      | 432-559  | 559                    | 673-806  |          |                        |            |      |      |      |      |      |  |  |
|   |   |   | <b>RTA 00</b>             | 1 per carton |          |                        |          |          |                        |            |      |      |      |      |      |  |  |



| DESCRIPTION | FEATURES | MODEL# | STANDARD TEXTILE GRADES |   |   |   |   |   |   |   |   |    |    |    |
|-------------|----------|--------|-------------------------|---|---|---|---|---|---|---|---|----|----|----|
|             |          |        | 1                       | 2 | 3 | 4 | 5 | 6 | 7 | 8 | 9 | 10 | 11 | 12 |



**Mid Back Synchro-Tilter w/Back Angle Adj.**  
 COM: 2.5 YD | 2.29 M  
 Unit weight: 52 LB | 23.6 KG  
 Carton weight: 63 LB | 28.58 KG  
 Carton volume: 22.5 FT³ | 0.63 MT³



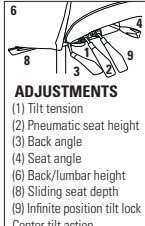
Mid/wide back. Wide/deep seat.  
 Ergonomic features:  
 A, B, C, D, E, G, H, L, M, N, Q, R, U

| MODEL# | 1    | 2    | 3    | 4    | 5    | 6    | 7    | 8    | 9    | 10   | 11   | 12   |
|--------|------|------|------|------|------|------|------|------|------|------|------|------|
| 1253-0 | 1166 | 1246 | 1314 | 1391 | 1519 | 1636 | 1754 | 1856 | 1984 | 2104 | 2266 | 2496 |

|               | OVERALL DIMENSIONS |     |      | SEAT DIMENSIONS |         |         | BACK DIMENSIONS |          |  |  |  |  |
|---------------|--------------------|-----|------|-----------------|---------|---------|-----------------|----------|--|--|--|--|
|               | W                  | D   | H    | W               | D       | H       | W               | H        |  |  |  |  |
| IN            | 28                 | 26  | 44.5 | 23.5            | 19-22   | 17-21   | 22              | 22-27.25 |  |  |  |  |
| MM            | 711                | 660 | 1130 | 597             | 483-559 | 432-533 | 559             | 559-692  |  |  |  |  |
| <b>RTA 00</b> |                    |     |      | 1 per carton    |         |         |                 |          |  |  |  |  |



**Mid Back Multi-Tilter**  
 COM: 2.5 YD | 2.29 M  
 Unit weight: 54 LB | 24.5 KG  
 Carton weight: 65 LB | 29.48 KG  
 Carton volume: 22.5 FT³ | 0.63 MT³



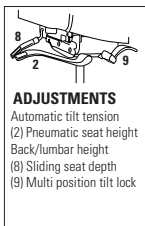
Mid/wide back. Wide/deep seat.  
 Ergonomic features:  
 A, B, C, D, E, F, G, H, M, N, Q, R, S, U

| MODEL# | 1    | 2    | 3    | 4    | 5    | 6    | 7    | 8    | 9    | 10   | 11   | 12   |
|--------|------|------|------|------|------|------|------|------|------|------|------|------|
| 1253-3 | 1166 | 1246 | 1314 | 1391 | 1519 | 1636 | 1754 | 1856 | 1984 | 2104 | 2266 | 2496 |

|               | OVERALL DIMENSIONS |     |      | SEAT DIMENSIONS |         |         | BACK DIMENSIONS |          |  |  |  |  |
|---------------|--------------------|-----|------|-----------------|---------|---------|-----------------|----------|--|--|--|--|
|               | W                  | D   | H    | W               | D       | H       | W               | H        |  |  |  |  |
| IN            | 28                 | 26  | 44.5 | 23.5            | 19-22   | 17-21   | 22              | 22-27.25 |  |  |  |  |
| MM            | 711                | 660 | 1130 | 597             | 483-559 | 432-533 | 559             | 559-692  |  |  |  |  |
| <b>RTA 00</b> |                    |     |      | 1 per carton    |         |         |                 |          |  |  |  |  |



**Mid Back Weight Sensing Synchro-Tilter**  
 COM: 2.5 YD | 2.29 M  
 Unit weight: 49 LB | 22.3 KG  
 Carton weight: 60 LB | 27.22 KG  
 Carton volume: 22.5 FT³ | 0.63 MT³



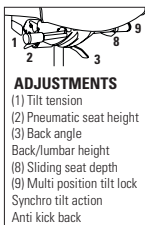
Mid/wide back. Wide/deep seat.  
 Ergonomic features:  
 A, B, C, D, E, H, L, M, N, Q, R, U

| MODEL# | 1    | 2    | 3    | 4    | 5    | 6    | 7    | 8    | 9    | 10   | 11   | 12   |
|--------|------|------|------|------|------|------|------|------|------|------|------|------|
| 1253-8 | 1166 | 1246 | 1314 | 1391 | 1519 | 1636 | 1754 | 1856 | 1984 | 2104 | 2266 | 2496 |

|               | OVERALL DIMENSIONS |     |      | SEAT DIMENSIONS |         |         | BACK DIMENSIONS |          |  |  |  |  |
|---------------|--------------------|-----|------|-----------------|---------|---------|-----------------|----------|--|--|--|--|
|               | W                  | D   | H    | W               | D       | H       | W               | H        |  |  |  |  |
| IN            | 28                 | 26  | 44.5 | 23.5            | 19-22   | 17-22   | 22              | 22-27.25 |  |  |  |  |
| MM            | 711                | 660 | 1130 | 597             | 483-559 | 432-559 | 559             | 559-692  |  |  |  |  |
| <b>RTA 00</b> |                    |     |      | 1 per carton    |         |         |                 |          |  |  |  |  |



**Extended Back Synchro-Tilter w/Back Angle Adj.**  
 COM: 2.75 YD | 2.51 M  
 Unit weight: 57 LB | 25.9 KG  
 Carton weight: 68 LB | 30.84 KG  
 Carton volume: 26 FT³ | 0.73 MT³



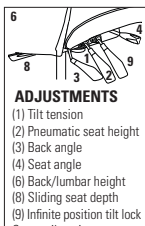
Extra tall/wide back. Wide seat/std depth.  
 Ergonomic features:  
 A, B, C, D, E, G, H, L, M, N, Q, R, U

| MODEL# | 1    | 2    | 3    | 4    | 5    | 6    | 7    | 8    | 9    | 10   | 11   | 12   |
|--------|------|------|------|------|------|------|------|------|------|------|------|------|
| 1254-0 | 1225 | 1313 | 1387 | 1473 | 1613 | 1742 | 1871 | 1984 | 2124 | 2256 | 2435 | 2688 |

|               | OVERALL DIMENSIONS |      |      | SEAT DIMENSIONS |         |         | BACK DIMENSIONS |          |  |  |  |  |
|---------------|--------------------|------|------|-----------------|---------|---------|-----------------|----------|--|--|--|--|
|               | W                  | D    | H    | W               | D       | H       | W               | H        |  |  |  |  |
| IN            | 28                 | 24.5 | 53   | 23.5            | 17-22   | 17-21   | 22              | 31-36.25 |  |  |  |  |
| MM            | 711                | 622  | 1346 | 597             | 432-559 | 432-533 | 559             | 787-921  |  |  |  |  |
| <b>RTA 00</b> |                    |      |      | 1 per carton    |         |         |                 |          |  |  |  |  |




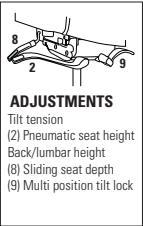

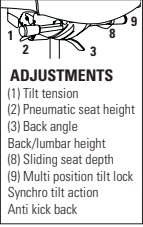

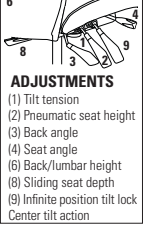

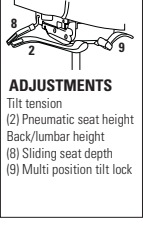

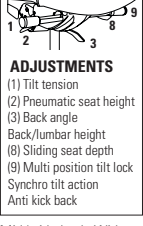
**Extended Back Multi-Tilter**  
 COM: 2.75 YD | 2.51 M  
 Unit weight: 59 LB | 26.8 KG  
 Carton weight: 70 LB | 31.75 KG  
 Carton volume: 26 FT³ | 0.73 MT³



Extra tall/wide back. Wide seat/std depth.  
 Ergonomic features:  
 A, B, C, D, E, F, G, H, M, N, Q, R, S, U

| MODEL# | 1    | 2    | 3    | 4    | 5    | 6    | 7    | 8    | 9    | 10   | 11   | 12   |
|--------|------|------|------|------|------|------|------|------|------|------|------|------|
| 1254-3 | 1225 | 1313 | 1387 | 1473 | 1613 | 1742 | 1871 | 1984 | 2124 | 2256 | 2435 | 2688 |

|               | OVERALL DIMENSIONS |      |      | SEAT DIMENSIONS |         |         | BACK DIMENSIONS |          |  |  |  |  |
|---------------|--------------------|------|------|-----------------|---------|---------|-----------------|----------|--|--|--|--|
|               | W                  | D    | H    | W               | D       | H       | W               | H        |  |  |  |  |
| IN            | 28                 | 24.5 | 53   | 23.5            | 17-20   | 17-21   | 22              | 31-36.25 |  |  |  |  |
| MM            | 711                | 622  | 1346 | 597             | 432-508 | 432-533 | 559             | 787-921  |  |  |  |  |
| <b>RTA 00</b> |                    |      |      | 1 per carton    |         |         |                 |          |  |  |  |  |

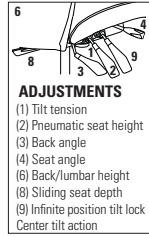
| DESCRIPTION   | FEATURES   | MODEL#  | STANDARD TEXTILE GRADES   |              |          |                        |          |          |                        |            |      |      |      |      |      |  |  |
|---|--|---|---------------------------|--------------|----------|------------------------|----------|----------|------------------------|------------|------|------|------|------|------|--|--|
|   |  |   | 1                         | 2            | 3        | 4                      | 5        | 6        | 7                      | 8          | 9    | 10   | 11   | 12   |      |  |  |
|  <p><b>Extended Back Weight Sensing Synchro-Tilter</b><br/>                     COM: 2.75 YD   2.51 M<br/>                     Unit weight: 54 LB   24.5 KG<br/>                     Carton weight: 65 LB   29.48 KG<br/>                     Carton volume: 26 FT³   0.73 MT³</p>   |  <p><b>ADJUSTMENTS</b><br/>                     Tilt tension<br/>                     (2) Pneumatic seat height<br/>                     Back/lumbar height<br/>                     (8) Sliding seat depth<br/>                     (9) Multi position tilt lock</p>   | Extra tall/wide back. Wide seat/std depth.<br><br>Ergonomic features:<br>A, B, C, D, E, H, L, M, N, Q, R, U | 1254-8                    | 1225         | 1313     | 1387                   | 1473     | 1613     | 1742                   | 1871       | 1984 | 2124 | 2256 | 2435 | 2688 |  |  |
|   |  |   | <b>OVERALL DIMENSIONS</b> |              |          | <b>SEAT DIMENSIONS</b> |          |          | <b>BACK DIMENSIONS</b> |            |      |      |      |      |      |  |  |
|   |  |   | <b>W</b>                  | <b>D</b>     | <b>H</b> | <b>W</b>               | <b>D</b> | <b>H</b> | <b>W</b>               | <b>H</b>   |      |      |      |      |      |  |  |
|   |  |   | IN 28                     | 24.5         | 53       | 23.5                   | 17-20    | 17-22    | 22                     | 31-36.25   |      |      |      |      |      |  |  |
| MM 711  | 622  | 1346  | 597                       | 432-508      | 432-559  | 559                    | 787-921  |          |                        |            |      |      |      |      |      |  |  |
|   |  |   | <b>RTA 00</b>             | 1 per carton |          |                        |          |          |                        |            |      |      |      |      |      |  |  |
|  <p><b>High Back Synchro-Tilter w/Back Angle Adj.</b><br/>                     COM: 2.5 YD   2.29 M<br/>                     Unit weight: 54 LB   24.5 KG<br/>                     Carton weight: 65.5 LB   29.71 KG<br/>                     Carton volume: 24.5 FT³   0.69 MT³</p> |  <p><b>ADJUSTMENTS</b><br/>                     (1) Tilt tension<br/>                     (2) Pneumatic seat height<br/>                     (3) Back angle<br/>                     Back/lumbar height<br/>                     (8) Sliding seat depth<br/>                     (9) Multi position tilt lock<br/>                     Synchro tilt action<br/>                     Anti kick back</p>        | High/wide back. Wide seat/std depth.<br><br>Ergonomic features:<br>A, B, C, D, E, G, H, L, M, N, Q, R, U    | 1255-0                    | 1166         | 1246     | 1314                   | 1391     | 1519     | 1636                   | 1754       | 1856 | 1984 | 2104 | 2266 | 2496 |  |  |
|   |  |   | <b>OVERALL DIMENSIONS</b> |              |          | <b>SEAT DIMENSIONS</b> |          |          | <b>BACK DIMENSIONS</b> |            |      |      |      |      |      |  |  |
|   |  |   | <b>W</b>                  | <b>D</b>     | <b>H</b> | <b>W</b>               | <b>D</b> | <b>H</b> | <b>W</b>               | <b>H</b>   |      |      |      |      |      |  |  |
|   |  |   | IN 28                     | 24.5         | 48.5     | 23.5                   | 17-20    | 17-21    | 22                     | 26.5-31.75 |      |      |      |      |      |  |  |
| MM 711  | 622  | 1232  | 597                       | 432-508      | 432-533  | 559                    | 673-806  |          |                        |            |      |      |      |      |      |  |  |
|   |  |   | <b>RTA 00</b>             | 1 per carton |          |                        |          |          |                        |            |      |      |      |      |      |  |  |
|  <p><b>High Back Multi-Tilter</b><br/>                     COM: 2.5 YD   2.29 M<br/>                     Unit weight: 56 LB   25.5 KG<br/>                     Carton weight: 67.5 LB   30.62 KG<br/>                     Carton volume: 24.5 FT³   0.69 MT³</p>                    |  <p><b>ADJUSTMENTS</b><br/>                     (1) Tilt tension<br/>                     (2) Pneumatic seat height<br/>                     (3) Back angle<br/>                     (4) Seat angle<br/>                     (6) Back/lumbar height<br/>                     (8) Sliding seat depth<br/>                     (9) Infinite position tilt lock<br/>                     Center tilt action</p> | High/wide back. Wide seat/std depth.<br><br>Ergonomic features:<br>A, B, C, D, E, F, G, H, M, N, Q, R, S, U | 1255-3                    | 1166         | 1246     | 1314                   | 1391     | 1519     | 1636                   | 1754       | 1856 | 1984 | 2104 | 2266 | 2496 |  |  |
|   |  |   | <b>OVERALL DIMENSIONS</b> |              |          | <b>SEAT DIMENSIONS</b> |          |          | <b>BACK DIMENSIONS</b> |            |      |      |      |      |      |  |  |
|   |  |   | <b>W</b>                  | <b>D</b>     | <b>H</b> | <b>W</b>               | <b>D</b> | <b>H</b> | <b>W</b>               | <b>H</b>   |      |      |      |      |      |  |  |
|   |  |   | IN 28                     | 24.5         | 48.5     | 23.5                   | 17-20    | 17-21    | 22                     | 26.5-31.75 |      |      |      |      |      |  |  |
| MM 711  | 622  | 1232  | 597                       | 432-508      | 432-533  | 559                    | 673-806  |          |                        |            |      |      |      |      |      |  |  |
|   |  |   | <b>RTA 00</b>             | 1 per carton |          |                        |          |          |                        |            |      |      |      |      |      |  |  |
|  <p><b>High Back Weight Sensing Synchro-Tilter</b><br/>                     COM: 2.5 YD   2.29 M<br/>                     Unit weight: 51 LB   23.2 KG<br/>                     Carton weight: 62.5 LB   28.35 KG<br/>                     Carton volume: 24.5 FT³   0.69 MT³</p>  |  <p><b>ADJUSTMENTS</b><br/>                     Tilt tension<br/>                     (2) Pneumatic seat height<br/>                     Back/lumbar height<br/>                     (8) Sliding seat depth<br/>                     (9) Multi position tilt lock</p>   | High/wide back. Wide seat/std depth.<br><br>Ergonomic features:<br>A, B, C, D, E, H, L, M, N, Q, R, U       | 1255-8                    | 1166         | 1246     | 1314                   | 1391     | 1519     | 1636                   | 1754       | 1856 | 1984 | 2104 | 2266 | 2496 |  |  |
|   |  |   | <b>OVERALL DIMENSIONS</b> |              |          | <b>SEAT DIMENSIONS</b> |          |          | <b>BACK DIMENSIONS</b> |            |      |      |      |      |      |  |  |
|   |  |   | <b>W</b>                  | <b>D</b>     | <b>H</b> | <b>W</b>               | <b>D</b> | <b>H</b> | <b>W</b>               | <b>H</b>   |      |      |      |      |      |  |  |
|   |  |   | IN 28                     | 24.5         | 48.5     | 23.5                   | 17-20    | 17-22    | 22                     | 26.5-31.75 |      |      |      |      |      |  |  |
| MM 711  | 622  | 1232  | 597                       | 432-508      | 432-559  | 559                    | 673-806  |          |                        |            |      |      |      |      |      |  |  |
|   |  |   | <b>RTA 00</b>             | 1 per carton |          |                        |          |          |                        |            |      |      |      |      |      |  |  |
|  <p><b>Mid Back Synchro-Tilter w/ Back Angle Adj.</b><br/>                     COM: 2.5 YD   2.29 M<br/>                     Unit weight: 51 LB   23.2 KG<br/>                     Carton weight: 62 LB   28.12 KG<br/>                     Carton volume: 22.5 FT³   0.63 MT³</p> |  <p><b>ADJUSTMENTS</b><br/>                     (1) Tilt tension<br/>                     (2) Pneumatic seat height<br/>                     (3) Back angle<br/>                     Back/lumbar height<br/>                     (8) Sliding seat depth<br/>                     (9) Multi position tilt lock<br/>                     Synchro tilt action<br/>                     Anti kick back</p>      | Mid/wide back. Wide seat/std depth.<br><br>Ergonomic features:<br>A, B, C, D, E, G, H, L, M, N, Q, R, U     | 1256-0                    | 1107         | 1187     | 1255                   | 1332     | 1460     | 1577                   | 1695       | 1797 | 1925 | 2045 | 2207 | 2437 |  |  |
|   |  |   | <b>OVERALL DIMENSIONS</b> |              |          | <b>SEAT DIMENSIONS</b> |          |          | <b>BACK DIMENSIONS</b> |            |      |      |      |      |      |  |  |
|   |  |   | <b>W</b>                  | <b>D</b>     | <b>H</b> | <b>W</b>               | <b>D</b> | <b>H</b> | <b>W</b>               | <b>H</b>   |      |      |      |      |      |  |  |
|   |  |   | IN 28                     | 24.5         | 44.5     | 23.5                   | 17-20    | 17-21    | 22                     | 22-27.25   |      |      |      |      |      |  |  |
| MM 711  | 622  | 1130  | 597                       | 432-508      | 432-533  | 559                    | 559-692  |          |                        |            |      |      |      |      |      |  |  |
|   |  |   | <b>RTA 00</b>             | 1 per carton |          |                        |          |          |                        |            |      |      |      |      |      |  |  |

| DESCRIPTION | FEATURES | MODEL# | STANDARD TEXTILE GRADES |  |  |  |  |  |  |  |  |  |  |  |
|-------------|----------|--------|-------------------------|--|--|--|--|--|--|--|--|--|--|--|
|-------------|----------|--------|-------------------------|--|--|--|--|--|--|--|--|--|--|--|



**Mid Back Multi-Tilter**

COM: 2.5 YD | 2.29 M  
 Unit weight: 53 LB | 24.1 KG  
 Carton weight: 64 LB | 29.03 KG  
 Carton volume: 22.5 FT³ | 0.63 MT³



Mid/wide back. Wide seat/std depth.

Ergonomic features:  
 A, B, C, D, E, F, G, H, M, N, Q, R, S, U

|               | 1    | 2    | 3    | 4    | 5    | 6    | 7    | 8    | 9    | 10   | 11   | 12   |
|---------------|------|------|------|------|------|------|------|------|------|------|------|------|
| <b>1256-3</b> | 1107 | 1187 | 1255 | 1332 | 1460 | 1577 | 1695 | 1797 | 1925 | 2045 | 2207 | 2437 |

| OVERALL DIMENSIONS |   |   | SEAT DIMENSIONS |   |   | BACK DIMENSIONS |   |
|--------------------|---|---|-----------------|---|---|-----------------|---|
| W                  | D | H | W               | D | H | W               | H |

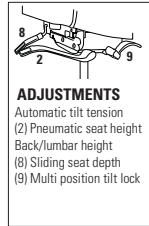
|    |     |      |      |      |         |         |     |          |
|----|-----|------|------|------|---------|---------|-----|----------|
| IN | 28  | 24.5 | 44.5 | 23.5 | 17-20   | 17-21   | 22  | 22-27.25 |
| MM | 711 | 622  | 1130 | 597  | 432-508 | 432-533 | 559 | 559-692  |

RTA 00 1 per carton



**Mid Back Weight Sensing Synchro-Tilter**

COM: 2.5 YD | 2.29 M  
 Unit weight: 48 LB | 21.8 KG  
 Carton weight: 59 LB | 26.76 KG  
 Carton volume: 22.5 FT³ | 0.63 MT³



Mid/wide back. Wide seat/std depth.

Ergonomic features:  
 A, B, C, D, E, H, L, M, N, Q, R, U

|               | 1    | 2    | 3    | 4    | 5    | 6    | 7    | 8    | 9    | 10   | 11   | 12   |
|---------------|------|------|------|------|------|------|------|------|------|------|------|------|
| <b>1256-8</b> | 1107 | 1187 | 1255 | 1332 | 1460 | 1577 | 1695 | 1797 | 1925 | 2045 | 2207 | 2437 |

| OVERALL DIMENSIONS |   |   | SEAT DIMENSIONS |   |   | BACK DIMENSIONS |   |
|--------------------|---|---|-----------------|---|---|-----------------|---|
| W                  | D | H | W               | D | H | W               | H |

|    |     |      |      |      |         |         |     |          |
|----|-----|------|------|------|---------|---------|-----|----------|
| IN | 28  | 24.5 | 44.5 | 23.5 | 17-20   | 17-22   | 22  | 22-27.25 |
| MM | 711 | 622  | 1130 | 597  | 432-508 | 432-559 | 559 | 559-692  |

RTA 00 1 per carton

## ROBUST



model 2527



model 2526




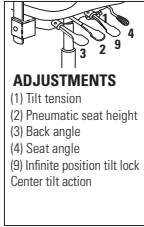

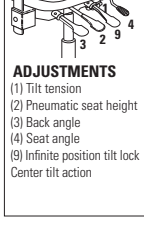
**Optional Memory Foam**  
See right for details.

## STANDARD FEATURES

- Heavy duty chair rated for multi-shift users up to 500 lbs.
- Standard with a six prong, oval tubular steel base (32" in diameter) in Black only.
- Standard with a solid steel loop style arm. The arm is vinyl dipped to be warm to the touch and impact absorbent.
- Arms are width adjustable for an extra 2" on each side, providing additional room and comfort for users.
- Side tension adjustment can be reached from a seated position.
- Standard with Ultracell high density, highly resilient foam on seat and back.
- Large diameter 3" Black casters provide easier mobility. Casters are suitable for hard surface flooring or carpet.
- For 24 hour application, Global's Limited Lifetime Warranty is applicable only on fabrics that are rated for 100,000 double rubs.
- Upholstery options: fabric only.  
Robust has a two-tone fabric combination; chosen fabric + Black trim.

## OPTIONAL FEATURES


- There are no caster or arm options for this series.
- Optional abrasion resistant outer back fabric (polyester) is available. Resistant to impact damage. Available in Black only. Please specify **(BKB)**. Add \$9.

| DESCRIPTION   | FEATURES   | MODEL #  | STANDARD TEXTILE GRADES |      |      |      |      |      |      |      |      |      |      |      |     |      |   |  |  |  |   |   |   |    |    |    |           |    |     |     |         |  |  |  |  |   |   |    |    |    |    |
|---|--|--|-------------------------|------|------|------|------|------|------|------|------|------|------|------|-----|------|---|--|--|--|---|---|---|----|----|----|-----------|----|-----|-----|---------|--|--|--|--|---|---|----|----|----|----|
|  <p><b>HB Heavy Duty Multi-Tilter w/Headrest</b><br/>COM: 3.25 YD   2.97 M<br/>Unit weight: 92 LB   41.8 KG<br/>Carton weight: 118 LB   53.52 KG<br/>Carton volume: 33.5 FT<sup>3</sup>   0.94 MT<sup>3</sup></p> |  <p><b>ADJUSTMENTS</b><br/>(1) Tilt tension<br/>(2) Pneumatic seat height<br/>(3) Back angle<br/>(4) Seat angle<br/>(9) Infinite position tilt lock<br/>Center tilt action</p> <p>Ergonomic features:<br/>A, B, C, F, G, M, N, Q, S</p>  |  | 1                       | 2    | 3    | 4    | 5    | 6    | 7    | 8    | 9    | 10   | 11   | 12   |     |      |   |  |  |  |   |   |   |    |    |    |           |    |     |     |         |  |  |  |  |   |   |    |    |    |    |
|   |  | <b>2526</b>  | -                       | 2198 | 2286 | 2387 | 2552 | 2705 | 2858 | 2991 | 3157 | 3313 | 3524 | 3823 |     |      |   |  |  |  |   |   |   |    |    |    |           |    |     |     |         |  |  |  |  |   |   |    |    |    |    |
|   |  | <p><b>OVERALL DIMENSIONS</b></p> <table border="1"> <thead> <tr> <th></th> <th>W</th> <th>D</th> <th>H</th> </tr> </thead> <tbody> <tr> <td>IN</td> <td>29</td> <td>27.5</td> <td>50.5</td> </tr> <tr> <td>MM</td> <td>737</td> <td>699</td> <td>1283</td> </tr> </tbody> </table> |                         |      |      | W    | D    | H    | IN   | 29   | 27.5 | 50.5 | MM   | 737  | 699 | 1283 | <p><b>SEAT DIMENSIONS</b></p> <table border="1"> <thead> <tr> <th></th> <th>W</th> <th>D</th> <th>H</th> </tr> </thead> <tbody> <tr> <td>IN</td> <td>25</td> <td>20</td> <td>16.5-20.5</td> </tr> <tr> <td>MM</td> <td>648</td> <td>508</td> <td>419-521</td> </tr> </tbody> </table> |  |  |  | W | D | H | IN | 25 | 20 | 16.5-20.5 | MM | 648 | 508 | 419-521 | <p><b>BACK DIMENSIONS</b></p> <table border="1"> <thead> <tr> <th></th> <th>W</th> <th>H</th> </tr> </thead> <tbody> <tr> <td>IN</td> <td>22</td> <td>30</td> </tr> <tr> <td>MM</td> <td>559</td> <td>762</td> </tr> </tbody> </table> |  |  |  | W | H | IN | 22 | 30 | MM |
|   | W  | D  | H                       |      |      |      |      |      |      |      |      |      |      |      |     |      |   |  |  |  |   |   |   |    |    |    |           |    |     |     |         |  |  |  |  |   |   |    |    |    |    |
| IN  | 29   | 27.5   | 50.5                    |      |      |      |      |      |      |      |      |      |      |      |     |      |   |  |  |  |   |   |   |    |    |    |           |    |     |     |         |  |  |  |  |   |   |    |    |    |    |
| MM  | 737  | 699  | 1283                    |      |      |      |      |      |      |      |      |      |      |      |     |      |   |  |  |  |   |   |   |    |    |    |           |    |     |     |         |  |  |  |  |   |   |    |    |    |    |
|   | W  | D  | H                       |      |      |      |      |      |      |      |      |      |      |      |     |      |   |  |  |  |   |   |   |    |    |    |           |    |     |     |         |  |  |  |  |   |   |    |    |    |    |
| IN  | 25   | 20   | 16.5-20.5               |      |      |      |      |      |      |      |      |      |      |      |     |      |   |  |  |  |   |   |   |    |    |    |           |    |     |     |         |  |  |  |  |   |   |    |    |    |    |
| MM  | 648  | 508  | 419-521                 |      |      |      |      |      |      |      |      |      |      |      |     |      |   |  |  |  |   |   |   |    |    |    |           |    |     |     |         |  |  |  |  |   |   |    |    |    |    |
|   | W  | H  |                         |      |      |      |      |      |      |      |      |      |      |      |     |      |   |  |  |  |   |   |   |    |    |    |           |    |     |     |         |  |  |  |  |   |   |    |    |    |    |
| IN  | 22   | 30   |                         |      |      |      |      |      |      |      |      |      |      |      |     |      |   |  |  |  |   |   |   |    |    |    |           |    |     |     |         |  |  |  |  |   |   |    |    |    |    |
| MM  | 559  | 762  |                         |      |      |      |      |      |      |      |      |      |      |      |     |      |   |  |  |  |   |   |   |    |    |    |           |    |     |     |         |  |  |  |  |   |   |    |    |    |    |
| <p><b>RTA 00</b> 1 per carton</p>   |  |  |                         |      |      |      |      |      |      |      |      |      |      |      |     |      |   |  |  |  |   |   |   |    |    |    |           |    |     |     |         |  |  |  |  |   |   |    |    |    |    |
|  <p><b>MB Heavy Duty Multi-Tilter</b><br/>COM: 3 YD   2.74 M<br/>Unit weight: 90 LB   40.9 KG<br/>Carton weight: 114 LB   51.71 KG<br/>Carton volume: 29.5 FT<sup>3</sup>   0.84 MT<sup>3</sup></p>              |  <p><b>ADJUSTMENTS</b><br/>(1) Tilt tension<br/>(2) Pneumatic seat height<br/>(3) Back angle<br/>(4) Seat angle<br/>(9) Infinite position tilt lock<br/>Center tilt action</p> <p>Ergonomic features:<br/>A, B, C, F, G, M, N, Q, S</p> |  | 1                       | 2    | 3    | 4    | 5    | 6    | 7    | 8    | 9    | 10   | 11   | 12   |     |      |   |  |  |  |   |   |   |    |    |    |           |    |     |     |         |  |  |  |  |   |   |    |    |    |    |
|   |  | <b>2527</b>  | -                       | 2036 | 2117 | 2210 | 2363 | 2504 | 2645 | 2768 | 2921 | 3065 | 3260 | 3536 |     |      |   |  |  |  |   |   |   |    |    |    |           |    |     |     |         |  |  |  |  |   |   |    |    |    |    |
|   |  | <p><b>OVERALL DIMENSIONS</b></p> <table border="1"> <thead> <tr> <th></th> <th>W</th> <th>D</th> <th>H</th> </tr> </thead> <tbody> <tr> <td>IN</td> <td>29</td> <td>26.5</td> <td>42.5</td> </tr> <tr> <td>MM</td> <td>737</td> <td>673</td> <td>1080</td> </tr> </tbody> </table> |                         |      |      | W    | D    | H    | IN   | 29   | 26.5 | 42.5 | MM   | 737  | 673 | 1080 | <p><b>SEAT DIMENSIONS</b></p> <table border="1"> <thead> <tr> <th></th> <th>W</th> <th>D</th> <th>H</th> </tr> </thead> <tbody> <tr> <td>IN</td> <td>25</td> <td>20</td> <td>16.5-20.5</td> </tr> <tr> <td>MM</td> <td>648</td> <td>508</td> <td>419-521</td> </tr> </tbody> </table> |  |  |  | W | D | H | IN | 25 | 20 | 16.5-20.5 | MM | 648 | 508 | 419-521 | <p><b>BACK DIMENSIONS</b></p> <table border="1"> <thead> <tr> <th></th> <th>W</th> <th>H</th> </tr> </thead> <tbody> <tr> <td>IN</td> <td>22</td> <td>24</td> </tr> <tr> <td>MM</td> <td>559</td> <td>610</td> </tr> </tbody> </table> |  |  |  | W | H | IN | 22 | 24 | MM |
|   | W  | D  | H                       |      |      |      |      |      |      |      |      |      |      |      |     |      |   |  |  |  |   |   |   |    |    |    |           |    |     |     |         |  |  |  |  |   |   |    |    |    |    |
| IN  | 29   | 26.5   | 42.5                    |      |      |      |      |      |      |      |      |      |      |      |     |      |   |  |  |  |   |   |   |    |    |    |           |    |     |     |         |  |  |  |  |   |   |    |    |    |    |
| MM  | 737  | 673  | 1080                    |      |      |      |      |      |      |      |      |      |      |      |     |      |   |  |  |  |   |   |   |    |    |    |           |    |     |     |         |  |  |  |  |   |   |    |    |    |    |
|   | W  | D  | H                       |      |      |      |      |      |      |      |      |      |      |      |     |      |   |  |  |  |   |   |   |    |    |    |           |    |     |     |         |  |  |  |  |   |   |    |    |    |    |
| IN  | 25   | 20   | 16.5-20.5               |      |      |      |      |      |      |      |      |      |      |      |     |      |   |  |  |  |   |   |   |    |    |    |           |    |     |     |         |  |  |  |  |   |   |    |    |    |    |
| MM  | 648  | 508  | 419-521                 |      |      |      |      |      |      |      |      |      |      |      |     |      |   |  |  |  |   |   |   |    |    |    |           |    |     |     |         |  |  |  |  |   |   |    |    |    |    |
|   | W  | H  |                         |      |      |      |      |      |      |      |      |      |      |      |     |      |   |  |  |  |   |   |   |    |    |    |           |    |     |     |         |  |  |  |  |   |   |    |    |    |    |
| IN  | 22   | 24   |                         |      |      |      |      |      |      |      |      |      |      |      |     |      |   |  |  |  |   |   |   |    |    |    |           |    |     |     |         |  |  |  |  |   |   |    |    |    |    |
| MM  | 559  | 610  |                         |      |      |      |      |      |      |      |      |      |      |      |     |      |   |  |  |  |   |   |   |    |    |    |           |    |     |     |         |  |  |  |  |   |   |    |    |    |    |
| <p><b>RTA 00</b> 1 per carton</p>   |  |  |                         |      |      |      |      |      |      |      |      |      |      |      |     |      |   |  |  |  |   |   |   |    |    |    |           |    |     |     |         |  |  |  |  |   |   |    |    |    |    |

SAXON



model 2512-3



**Arm Feature**  
Arms are designed to flip up and down to accommodate people wearing equipment belts.

STANDARD FEATURES

- Rated for multi-shift use by persons up to 350 lbs.
- Standard with a dual cushion Ultracell foam seat and heavily padded back for exceptional comfort.
- Abrasion resistant outer back fabric (polyester) is standard. Resistant to impact damage. Available in Black only.
- Standard with (VL) fold up arms. Arms fold up and down to accommodate users who wear equipment belts, such as police officers and 911 operators.
- Standard with ratchet back height adjustment (2.25").
- Side activated sliding seat depth adjustment (MD) is standard.
- For 24 hour application, Global's Limited Lifetime Warranty is applicable only on fabrics that are rated for 100,000 double rubs.
- Back support upright is 3" wide for extra strength.
- Five prong, injection molded, fiberglass reinforced nylon Black base with dual wheel carpet casters (C10).
- Upholstery options: fabric and vinyl only. Vinyl models may feature stitch detail across the seat and/or back cushions, if applicable.

OPTIONAL FEATURES

- For hard surface flooring casters, please specify (C10R). Add \$20.
- For additional arm/caster options, please refer to the Arm and Caster section (page 347). *Optional casters may be priced higher than the standard casters for your chair and the difference will be charged. Lower priced optional casters will not be credited.*

DESCRIPTION



**HB Heavy Duty Multi-Tilter**  
COM: 2.25 YD | 2.06 M  
Unit weight: 53 LB | 24.1 KG  
Carton weight: 60 LB | 27.22 KG  
Carton volume: 13 FT<sup>3</sup> | 0.36 M<sup>3</sup>

FEATURES



**ADJUSTMENTS**  
(1) Tilt tension  
(2) Pneumatic seat height  
(3) Back angle  
(4) Seat angle  
(6) Back/lumbar height  
Sliding seat depth  
(9) Infinite position tilt lock  
Center tilt action

Ergonomic features:  
A, B, C, D, E, F, G, H, M, N, Q, S

MODEL #

STANDARD TEXTILE GRADES

|               | 1 | 2    | 3    | 4    | 5    | 6    | 7    | 8    | 9    | 10   | 11   | 12   |
|---------------|---|------|------|------|------|------|------|------|------|------|------|------|
| <b>2512-3</b> | - | 1530 | 1591 | 1661 | 1775 | 1881 | 1987 | 2079 | 2194 | 2302 | 2448 | 2655 |

|    | OVERALL DIMENSIONS |     |      | SEAT DIMENSIONS |         |         | BACK DIMENSIONS |         |
|----|--------------------|-----|------|-----------------|---------|---------|-----------------|---------|
|    | W                  | D   | H    | W               | D       | H       | W               | H       |
| IN | 27.5               | 25  | 39.5 | 22.5            | 19-21.5 | 18-22   | 20              | 19.5-22 |
| MM | 699                | 635 | 1003 | 572             | 483-546 | 457-559 | 508             | 495-559 |

**RTA 2**  1 per carton

## VION TS



model TS6321-3



model TS6331-3

| VION FINISHES - TASK SEATING |                   |                 |  |                                  |
|------------------------------|-------------------|-----------------|--|----------------------------------|
| Back Frame                   | Base              | SPECIFY CODE    | Arm Options  | SPECIFY CODE                     |
| Black                        | Black             | BLK             | Adjustable "T" arm (Black)<br>Adjustable "T" arm, fixed armcap (Black)<br>Adjustable "T" arm (Black, Chrome accent)<br>Adj. "T" arm, fixed armcap (Black, Chrome accent)     | AS<br>AF<br>AC<br>AD             |
|                              | Polished aluminum | BAU   Add \$131 |  |                                  |
| Shadow                       | Shadow            | SHW   Add \$131 | Adjustable "T" arm (Shadow)<br>Adjustable "T" arm, fixed armcap (Shadow)<br>Adjustable "T" arm (Shadow, Chrome accent)<br>Adj. "T" arm, fixed armcap (Shadow, Chrome accent) | SHA<br>SHF<br>FC<br>CF           |
|                              | Polished aluminum | SAU   Add \$131 |  |                                  |
| Fog                          | Fog               | FOG   Add \$131 | Adjustable "T" arm (Fog)<br>Adjustable "T" arm, fixed armcap (Fog)<br>Adjustable "T" arm (Fog, Chrome accent)<br>Adj. "T" arm, fixed armcap (Fog, Chrome accent)             | FA<br>FF<br>FC<br>CF             |
|                              | Polished aluminum | FAU   Add \$131 | Fixed "C" arm (Black)<br>Fixed "C" arm (Shadow)<br>Fixed "C" arm (Fog)<br>Fixed "C" arm (polished aluminum)  | C<br>SHC<br>CC<br>CA   Add \$111 |


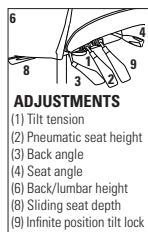

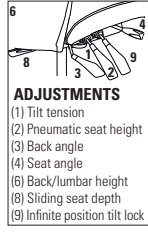
\* All arms have Black SSU armcaps.

## STANDARD FEATURES

- TS models are available within the standard Vion series. TS stands for "three shift" and each of the TS models are rated for 24/7 applications as well as weight rated up to 350 lbs.
- Multi-tilter models feature a heavy duty mechanism.
- Multi-tilters are standard with pneumatic seat height. Forward and rearward seat tilt with infinite lock and free floating back angle control. Tilt tension control.
- Side activated sliding seat depth adjustment (**MD**) is standard on multi-tilters.
- Heavy duty stools are standard with fixed back, seat depth and pneumatic seat height adjustments. Swivels are standard with adjustable Chrome footrest.
- All models are standard with either Ultracell or molded heavy duty seat foam.
- All models have a heavy duty 3" wide back upright.
- Five prong, injection molded, fiberglass reinforced nylon Governor base (**B7**) with dual wheel carpet casters (**C1**).
- Standard with height and width adjustable T-arms with sliding armcaps.
- Mesh back models are available in ten standard Vion Mesh colors: Aqua (MS75), Black (MS69), Black Cherry (MS76), Blue (MS72), Dust (MS77), Ivory (MS78), Natural (MS74), Paprika (MS79), Rope (MS73) and Stone (MS71).
- For 24 hour applications, Global's Limited Lifetime Warranty is applicable only on fabrics that are rated for 100,000 double rubs.
- Upholstery options: fabric, vinyl or leather. Vinyl and leather models may feature stitch detail across the seat and/or back cushions, if applicable. Grade 2 and above textiles are recommended for 24/7 applications.
- Upholstered back models feature Black fabric (Jenny JN02) on the back side.

## OPTIONAL FEATURES

- Vion back frames, arms and bases are available in three colors: Black, Shadow and Fog. See Vion finishes chart for options and upcharges. Armcaps are always Black.
- Mesh back models are also available in ten Dimension Mesh colors: Berry (DBE), Black (DBK), Chalk (DCL), Charcoal (DCH), Citrus (DCT), Cobalt (DCO), Fog (DST), Pool Blue (DPB), Sand (DSD), Shadow (DGM). Add \$25.
- Upholstered back models offer a Matching Outer (**MO**) upholstery option. Due to the additional material needed, these models are listed separately and are priced differently than the standard upholstered back models.
- Optional lumbar pad can be added at time of order, please specify (**LS**). Add \$17. Lumbar pad can also be ordered after sale as a kit, specify model 6339, add \$32. The lumbar pad is adjustable up to 3".
- Seat available in memory foam, please specify (**MF**). Add \$106.
- Petite seat models (2" shorter and 2" narrower than the standard size seat) are available. Please specify by adding (**P**) to the model code. No upcharge.
- For hard surface flooring casters, please specify (**C9R**). Add \$21.

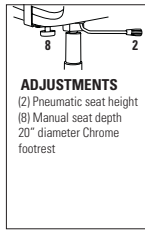
| DESCRIPTION  | FEATURES   | MODEL #         | STANDARD TEXTILE GRADES   |           |                |                        |                    |                      |                        |           |      |      |      |      |
|--|--|-----------------|---------------------------|-----------|----------------|------------------------|--------------------|----------------------|------------------------|-----------|------|------|------|------|
|  |  |                 | 1                         | 2         | 3              | 4                      | 5                  | 6                    | 7                      | 8         | 9    | 10   | 11   | 12   |
|  <p><b>Vion TS</b><br/><b>HB Heavy Duty Multi-Tilter - Mesh Back</b><br/>COM: 1 YD   0.91 M<br/>Unit weight: 50 LB   22.7 KG<br/>Carton weight: 62 LB   28.12 KG<br/>Carton volume: 10.5 FT<sup>3</sup>   0.29 MT<sup>3</sup></p> |  <p><b>ADJUSTMENTS</b><br/>(1) Tilt tension<br/>(2) Pneumatic seat height<br/>(3) Back angle<br/>(4) Seat angle<br/>(6) Back/lumbar height<br/>(8) Sliding seat depth<br/>(9) Infinite position tilt lock</p> <p>Ergonomic features:<br/>A, B, C, E, F, G, H, M, N, Q, U, S</p> | <b>TS6321-3</b> | 1288                      | 1320      | 1347           | 1378                   | 1429               | 1476                 | 1523                   | 1564      | 1615 | 1663 | 1728 | 1820 |
|  |  |                 | <b>OVERALL DIMENSIONS</b> |           |                | <b>SEAT DIMENSIONS</b> |                    |                      | <b>BACK DIMENSIONS</b> |           |      |      |      |      |
|  |  |                 | W                         | D         | H              | W                      | D                  | H                    | W                      | H         |      |      |      |      |
|  |  |                 | IN 25.5<br>MM 648         | 24<br>610 | 41<br>1041     | 20<br>508              | 17-19.5<br>432-495 | 17.5-21.5<br>445-546 | 18.5<br>470            | 23<br>584 |      |      |      |      |
|  |  |                 | <b>RTA 2</b>              |           | <b>courier</b> |                        | 1 per carton       |                      |                        |           |      |      |      |      |
|  <p><b>Vion TS</b><br/><b>MB Heavy Duty Multi-Tilter - Mesh Back</b><br/>COM: 1 YD   0.91 M<br/>Unit weight: 48 LB   21.8 KG<br/>Carton weight: 60 LB   27.22 KG<br/>Carton volume: 10.5 FT<sup>3</sup>   0.29 MT<sup>3</sup></p> |  <p><b>ADJUSTMENTS</b><br/>(1) Tilt tension<br/>(2) Pneumatic seat height<br/>(3) Back angle<br/>(4) Seat angle<br/>(6) Back/lumbar height<br/>(8) Sliding seat depth<br/>(9) Infinite position tilt lock</p> <p>Ergonomic features:<br/>A, B, C, E, F, G, H, M, N, Q, U, S</p> | <b>TS6322-3</b> | 1230                      | 1262      | 1289           | 1320                   | 1371               | 1418                 | 1465                   | 1506      | 1557 | 1605 | 1670 | 1762 |
|  |  |                 | <b>OVERALL DIMENSIONS</b> |           |                | <b>SEAT DIMENSIONS</b> |                    |                      | <b>BACK DIMENSIONS</b> |           |      |      |      |      |
|  |  |                 | W                         | D         | H              | W                      | D                  | H                    | W                      | H         |      |      |      |      |
|  |  |                 | IN 25.5<br>MM 648         | 24<br>610 | 39<br>991      | 20<br>508              | 17-19.5<br>432-495 | 17.5-21.5<br>445-546 | 18.5<br>470            | 21<br>533 |      |      |      |      |
|  |  |                 | <b>RTA 2</b>              |           | <b>courier</b> |                        | 1 per carton       |                      |                        |           |      |      |      |      |

DESCRIPTION FEATURES MODEL# STANDARD TEXTILE GRADES



Vion S

**MB Heavy Duty Stool - Mesh Back**  
 COM: 1 YD | 0.91 M  
 Unit weight: 38 LB | 17.3 KG  
 Carton weight: 50 LB | 22.68 KG  
 Carton volume: 10.5 FT³ | 0.29 MT³



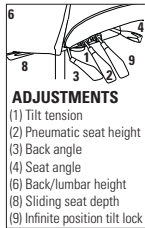
Ergonomic features:  
 C, E, H, M, N, Q, U

|                    | 1    | 2    | 3               | 4    | 5         | 6               | 7    | 8    | 9    | 10   | 11   | 12   |
|--------------------|------|------|-----------------|------|-----------|-----------------|------|------|------|------|------|------|
| <b>S6328-6</b>     | 1148 | 1180 | 1207            | 1238 | 1289      | 1336            | 1383 | 1424 | 1475 | 1523 | 1588 | 1680 |
| OVERALL DIMENSIONS |      |      | SEAT DIMENSIONS |      |           | BACK DIMENSIONS |      |      |      |      |      |      |
| W                  | D    | H    | W               | D    | H         | W               | H    |      |      |      |      |      |
| IN 25.5            | 24   | 48   | 20              | 17.5 | 23.5-33.5 | 18.5            | 21   |      |      |      |      |      |
| MM 648             | 610  | 1219 | 508             | 445  | 597-851   | 470             | 533  |      |      |      |      |      |
|                    |      |      |                 |      |           | 1 per carton    |      |      |      |      |      |      |



Vion TS

**HB Heavy Duty Multi-Tilter - Upholstered Back**  
 COM: 1.25 YD | 1.14 M  
 Unit weight: 51 LB | 23.2 KG  
 Carton weight: 63 LB | 28.58 KG  
 Carton volume: 10.5 FT³ | 0.29 MT³



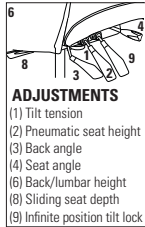
Ergonomic features:  
 A, B, C, E, F, G, H, M, N, Q, U, S

|                    | 1    | 2    | 3               | 4       | 5         | 6               | 7    | 8    | 9    | 10   | 11   | 12   |
|--------------------|------|------|-----------------|---------|-----------|-----------------|------|------|------|------|------|------|
| <b>TS6331-3</b>    | 1288 | 1328 | 1362            | 1401    | 1464      | 1523            | 1582 | 1633 | 1697 | 1757 | 1838 | 1953 |
| <b>TS6331-3MO</b>  | 1346 | 1410 | 1464            | 1526    | 1628      | 1722            | 1816 | 1898 | 2000 | 2096 | 2226 | 2410 |
| OVERALL DIMENSIONS |      |      | SEAT DIMENSIONS |         |           | BACK DIMENSIONS |      |      |      |      |      |      |
| W                  | D    | H    | W               | D       | H         | W               | H    |      |      |      |      |      |
| IN 25.5            | 24   | 41   | 20              | 17-19.5 | 17.5-21.5 | 18.5            | 23   |      |      |      |      |      |
| MM 648             | 610  | 1041 | 508             | 432-495 | 445-546   | 470             | 584  |      |      |      |      |      |
|                    |      |      |                 |         |           | 1 per carton    |      |      |      |      |      |      |



Vion TS

**MB Heavy Duty Multi-Tilter - Upholstered Back**  
 COM: 1.25 YD | 1.14 M  
 Unit weight: 49 LB | 22.3 KG  
 Carton weight: 61 LB | 27.67 KG  
 Carton volume: 10.5 FT³ | 0.29 MT³



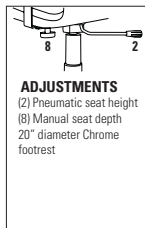
Ergonomic features:  
 A, B, C, E, F, G, H, M, N, Q, U, S

|                    | 1    | 2    | 3               | 4       | 5         | 6               | 7    | 8    | 9    | 10   | 11   | 12   |
|--------------------|------|------|-----------------|---------|-----------|-----------------|------|------|------|------|------|------|
| <b>TS6332-3</b>    | 1230 | 1270 | 1304            | 1343    | 1406      | 1465            | 1524 | 1575 | 1639 | 1699 | 1780 | 1895 |
| <b>TS6332-3MO</b>  | 1288 | 1352 | 1406            | 1468    | 1570      | 1664            | 1758 | 1840 | 1942 | 2038 | 2168 | 2352 |
| OVERALL DIMENSIONS |      |      | SEAT DIMENSIONS |         |           | BACK DIMENSIONS |      |      |      |      |      |      |
| W                  | D    | H    | W               | D       | H         | W               | H    |      |      |      |      |      |
| IN 25.5            | 24   | 39   | 20              | 17-19.5 | 17.5-21.5 | 18.5            | 21   |      |      |      |      |      |
| MM 648             | 610  | 991  | 508             | 432-495 | 445-546   | 470             | 533  |      |      |      |      |      |
|                    |      |      |                 |         |           | 1 per carton    |      |      |      |      |      |      |



Vion S

**MB Heavy Duty Stool - Upholstered Back**  
 COM: 1.25 YD | 1.14 M  
 Unit weight: 39 LB | 17.7 KG  
 Carton weight: 51 LB | 23.13 KG  
 Carton volume: 10.5 FT³ | 0.29 MT³

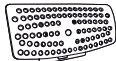


Ergonomic features:  
 C, E, H, M, N, Q, U

|                    | 1    | 2    | 3               | 4    | 5         | 6               | 7    | 8    | 9    | 10   | 11   | 12   |
|--------------------|------|------|-----------------|------|-----------|-----------------|------|------|------|------|------|------|
| <b>S6338-6</b>     | 1148 | 1188 | 1222            | 1261 | 1324      | 1383            | 1442 | 1493 | 1557 | 1617 | 1698 | 1813 |
| OVERALL DIMENSIONS |      |      | SEAT DIMENSIONS |      |           | BACK DIMENSIONS |      |      |      |      |      |      |
| W                  | D    | H    | W               | D    | H         | W               | H    |      |      |      |      |      |
| IN 25.5            | 24   | 48   | 20              | 17.5 | 23.5-33.5 | 18.5            | 21   |      |      |      |      |      |
| MM 648             | 610  | 1219 | 508             | 445  | 597-851   | 470             | 533  |      |      |      |      |      |
|                    |      |      |                 |      |           | 1 per carton    |      |      |      |      |      |      |

List price

|             |    |
|-------------|----|
| <b>6339</b> | 32 |
|-------------|----|




Vion S

**Lumbar Pad Kit**  
 COM: N/A  
 Unit weight: 0.5 LB | 0.2 KG  
 Carton weight: 1.5 LB | 0.68 KG  
 Carton volume: 0.5 FT³ | 0.01 MT³

| OVERALL DIMENSIONS |     |      | SEAT DIMENSIONS |   |   | BACK DIMENSIONS |   |  |  |  |  |
|--------------------|-----|------|-----------------|---|---|-----------------|---|--|--|--|--|
| W                  | D   | H    | W               | D | H | W               | H |  |  |  |  |
| IN 10.25           | 3.5 | 5.25 | -               | - | - | -               | - |  |  |  |  |
| MM 260             | 89  | 133  | -               | - | - | -               | - |  |  |  |  |
|                    |     |      |                 |   |   | 1 per carton    |   |  |  |  |  |



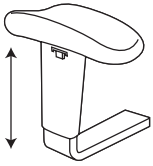
# arm, caster and base options





# HOW TO SELECT ARMRESTS

GLOBAL HAS A WIDE SELECTION OF ARMRESTS TO SUIT ALMOST EVERY WORK TASK. ARMRESTS ARE AN IMPORTANT FEATURE OF A CHAIR – THEY REDUCE STRESS AND TENSION ON THE SPINE, NECK AND SHOULDER MUSCLES BY SUPPORTING THE WEIGHT OF YOUR ARMS. THIS MAKES YOU MORE COMFORTABLE AND ULTIMATELY MORE PRODUCTIVE. HEIGHT, WIDTH AND ANGLE ADJUSTABLE ARMRESTS ENABLE YOU TO POSITION YOUR ARMS AT A COMFORTABLE WORKING POSITION, BASED ON THE TASK AT HAND.



## COMFORT TIPS

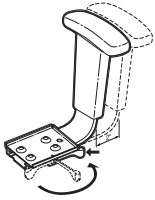
- Wrists should be in a straight or neutral position - avoid bending your wrists.
- When mousing, use whole arm movements instead of flexing your wrist.
- Rest your palm on the mouse pad for support.

## HEIGHT ADJUSTABLE ARMS

- A full range of arms is available with armcaps in self-skinned urethane (SSU).
- Use the features available on Global's adjustable arms to accommodate your ergonomic requirements.

THE VARI-WIDTH ARM FEATURES MAXIMUM COMFORT WHILE ENABLING YOU TO MAINTAIN TOP PRODUCTIVITY LEVELS.

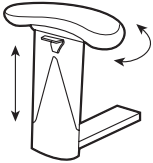
## VARI-WIDTH



Easy to use levers enable you to adjust the distance between armrests quickly and simply. An ergonomic feature, Vari-Width maximizes shoulder support as it accommodates the specific width requirements of each user.

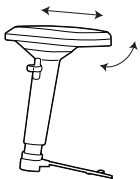
- Metal adapter plates provide width adjustability. One adapter plate is attached under each side of the seat. Arms are inserted into the adapter plates.
- Arms extend outward up to 2" on each side. A lever locks each arm in any position.
- Vari-Width is available only with Global's height adjustable arms. The arm chart (on the following pages) specifies all arm options available for the Vari-Width series. Vari-Width is standard on many chairs; they can also be retroactively installed on chairs.
- When ordering, please specify series, arm and (WA) ie. Yorkdale 2331 (3N) and (WA). When ordering as retrofit, please specify 2280-WA.

## ROTATING ARMCAPS



Rotating armcaps articulate inward and/or outward. This positions the arm to support mousing or keyboarding activities. Rotating armcaps can also be used to narrow the space between the arms for slender people seeking arm support while keyboarding.

## SLIDING ARMCAPS



Select arms have sliding armcaps. They can slide over top of the seat to narrow the space between the arms for smaller users. Sliding armcaps also slide forward for arm support for larger users or slide to the rear allowing slender users to sit closer to their worksurface.

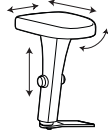
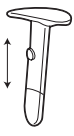
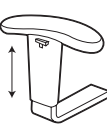
| SERIES               | STATUS | ARM | DESCRIPTION   | UPCHARGE |
|----------------------|--------|-----|---|----------|
| ASPEN                | STD    | AS  | Height adjustable arm, sliding armcap                           | -        |
|                      | OPT    | G5  | Height adjustable arm, locking sliding/rotating armcap          | \$0      |
| AURORA               | STD    | 3P  | Height adjustable arm, waterfall edge armcap                    | -        |
|                      | OPT    | G5  | Height adjustable arm, locking sliding/rotating armcap          | \$31     |
|                      | OPT    | G6  | Low rise height adjustable arm, locking sliding/rotating armcap | \$31     |
|                      | OPT    | T6  | Height adjustable arm, sliding/360° rotating armcap             | \$101    |
| ECHO                 | STD    | 3P  | Height adjustable arm, waterfall edge armcap                    | -        |
|                      | OPT    | C   | Nylon fixed height "C" arm, urethane armcap                     | \$31     |
|                      | OPT    | CA  | Aluminum fixed height "C" arm, urethane armcap                  | \$141    |
|                      | OPT    | G5  | Height adjustable arm, locking sliding/rotating armcap          | \$31     |
|                      | OPT    | G6  | Low rise height adjustable arm, locking sliding/rotating armcap | \$31     |
|                      | OPT    | T6  | Height adjustable arm, sliding/360° rotating armcap             | \$101    |
| ENTERPRISE           | STD    | TD  | Height adjustable arm, teardrop armcap                          | -        |
|                      | OPT    | G5  | Height adjustable arm, locking sliding/rotating armcap          | \$31     |
|                      | OPT    | G6  | Low rise height adjustable arm, locking sliding/rotating armcap | \$31     |
| G1 ERGO SELECT       | STD    | G5  | Height adjustable arm, locking sliding/rotating armcap          | -        |
|                      | OPT    | G6  | Low rise height adjustable arm, locking sliding/rotating armcap | \$0      |
|                      | OPT    | H1  | G1 height adjustable arm, sliding/rotating armcap               | \$66     |
|                      | OPT    | H2  | G1 height adjustable arm, wide sliding/rotating armcap          | \$106    |
|                      | OPT    | C   | Nylon fixed height "C" arm, urethane armcap                     | \$0      |
|                      | OPT    | CA  | Aluminum fixed height "C" arm, urethane armcap                  | \$111    |
|                      | OPT    | T6  | Height adjustable arm, sliding/360° rotating armcap             | \$71     |
| GRANADA              | STD    | 3N  | Height adjustable arm, Luxcurve armcap                          | -        |
|                      | OPT    | G5  | Height adjustable arm, locking sliding/rotating armcap          | \$70     |
|                      | OPT    | G6  | Low rise height adjustable arm, locking sliding/rotating armcap | \$70     |
|                      | OPT    | T6  | Height adjustable arm, sliding/360° rotating armcap             | \$140    |
| GRANADA DELUXE       | STD    | 3B  | Height adjustable arm, urethane armcap                          | -        |
|                      | OPT    | G5  | Height adjustable arm, locking sliding/rotating armcap          | \$31     |
|                      | OPT    | G6  | Low rise height adjustable arm, locking sliding/rotating armcap | \$31     |
|                      | OPT    | T6  | Height adjustable arm, sliding/360° rotating armcap             | \$101    |
| GRAPHIC              | STD    | G4  | Height adjustable arm, sliding armcap                           | -        |
|                      | OPT    | G5  | Height adjustable arm, locking sliding/rotating armcap          | \$0      |
| LOOVER               | STD    | G5  | Height adjustable arm, locking sliding/rotating armcap          | -        |
|                      | OPT    | G6  | Low rise height adjustable arm, locking sliding/rotating armcap | \$0      |
|                      | OPT    | C   | Nylon fixed height "C" arm, urethane armcap                     | \$0      |
|                      | OPT    | CA  | Aluminum fixed height "C" arm, urethane armcap                  | \$111    |
|                      | OPT    | T6  | Height adjustable arm, sliding/360° rotating armcap             | \$71     |
| MALAGA               | STD    | TD  | Height adjustable arm, teardrop armcap                          | -        |
|                      | OPT    | G5  | Height adjustable arm, locking sliding/rotating armcap          | \$31     |
|                      | OPT    | G6  | Low rise height adjustable arm, locking sliding/rotating armcap | \$31     |
|                      | OPT    | T6  | Height adjustable arm, sliding/360° rotating armcap             | \$101    |
| OBUSFORME            | STD    | G3  | Height adjustable arm, sliding/rotating armcap                  | -        |
|                      | OPT    | G2  | Low rise height adjustable arm, sliding/rotating armcap         | \$0      |
|                      | OPT    | G5  | Height adjustable arm, locking sliding/rotating armcap          | \$0      |
|                      | OPT    | G6  | Low rise height adjustable arm, locking sliding/rotating armcap | \$0      |
|                      | OPT    | G7  | Height adjustable arm, wide sliding/rotating armcap             | \$0      |
|                      | OPT    | G8  | Low rise height adjustable arm, wide sliding/rotating armcap    | \$0      |
|                      | OPT    | T6  | Height adjustable arm, sliding/360° rotating armcap             | \$71     |
| OBUSFORME COMFORT    | STD    | G3  | Height adjustable arm, sliding/rotating armcap                  | -        |
|                      | OPT    | G2  | Low rise height adjustable arm, sliding/rotating armcap         | \$0      |
|                      | OPT    | G5  | Height adjustable arm, locking sliding/rotating armcap          | \$0      |
|                      | OPT    | G6  | Low rise height adjustable arm, locking sliding/rotating armcap | \$0      |
|                      | OPT    | G7  | Height adjustable arm, wide sliding/rotating armcap             | \$0      |
|                      | OPT    | G8  | Low rise height adjustable arm, wide sliding/rotating armcap    | \$0      |
| OBUSFORME COMFORT XL | STD    | G3  | Height adjustable arm, sliding/rotating armcap                  | -        |
|                      | OPT    | G2  | Low rise height adjustable arm, sliding/rotating armcap         | \$0      |
|                      | OPT    | G5  | Height adjustable arm, locking sliding/rotating armcap          | \$0      |
|                      | OPT    | G6  | Low rise height adjustable arm, locking sliding/rotating armcap | \$0      |
|                      | OPT    | G7  | Height adjustable arm, wide sliding/rotating armcap             | \$0      |
|                      | OPT    | G8  | Low rise height adjustable arm, wide sliding/rotating armcap    | \$0      |
|                      | OPT    | T6  | Height adjustable arm, sliding/360° rotating armcap             | \$71     |

# ARM SELECTIONS











| SERIES                                       | STATUS     | ARM | DESCRIPTION  | UPCHARGE |
|--|------------|-----|--|----------|
| SAXON  | STD        | VL  | Swing away height adjustable arm, urethane armcap                | -        |
|  | OPT        | G5  | Height adjustable arm, locking sliding/rotating armcap           | \$0      |
|  | OPT        | G6  | Low rise height adjustable arm, locking sliding/rotating armcap  | \$0      |
| SCORE  | STD        | 3M  | Height adjustable arm, concave oval armcap                       | -        |
|  | OPT        | G5  | Height adjustable arm, locking sliding/rotating armcap           | \$31     |
|  | OPT        | G6  | Low rise height adjustable arm, locking sliding/rotating armcap  | \$31     |
|  | OPT        | WA  | Width adjustable arm extensions                                  | \$84     |
| SPRITZ                                       | STD        | G4  | Height adjustable arm, sliding armcap                            | -        |
|  | OPT        | C   | Nylon fixed height "C" arm, urethane armcap                      | \$0      |
|  | OPT        | CA  | Aluminum fixed height "C" arm, urethane armcap                   | \$111    |
|  | OPT        | G5  | Height adjustable arm, locking sliding/rotating armcap           | \$0      |
|  | OPT        | G6  | Low rise height adjustable arm, locking sliding/rotating armcap  | \$0      |
|  | OPT        | T6  | Height adjustable arm, sliding/360° rotating armcap              | \$71     |
|  | OPT        | WA  | Width adjustable arm extensions                                  | \$84     |
| SUPRA-X                                      | STD        | SC  | Height adjustable arm, oval armcap                               | -        |
|  | OPT        | G5  | Height adjustable arm, locking sliding/rotating armcap           | \$31     |
|  | OPT        | G6  | Low rise height adjustable arm, locking sliding/rotating armcap  | \$31     |
| SYNOPSIS                                     | STD        | 3B  | Height adjustable arm, urethane armcap                           | -        |
|  | OPT        | G5  | Height adjustable arm, locking sliding/rotating armcap           | \$31     |
|  | OPT        | G6  | Low rise height adjustable arm, locking sliding/rotating armcap  | \$31     |
|  | OPT        | T6  | Height adjustable arm, sliding/360° rotating armcap              | \$101    |
| TRITEK ERGO SELECT<br>(GENEROUS SEAT)        | STD        | G3  | Height adjustable arm, sliding/rotating armcap                   | -        |
|  | OPT        | G2  | Low rise height adjustable arm, sliding/rotating armcap          | \$0      |
|  | OPT        | G5  | Height adjustable arm, locking sliding/rotating armcap           | \$0      |
|  | OPT        | G6  | Low rise height adjustable arm, locking sliding/rotating armcap  | \$0      |
|  | OPT        | G7  | Height adjustable arm, wide sliding/rotating armcap              | \$0      |
|  | OPT        | G8  | Low rise height adjustable arm, wide sliding/rotating armcap     | \$0      |
|  | OPT        | T6  | Height adjustable arm, sliding/360° rotating armcap              | \$71     |
| TRITEK ERGO SELECT<br>(STANDARD/PETITE SEAT) | STD        | G2  | Low rise height adjustable arm, sliding/rotating armcap          | -        |
|  | OPT        | G3  | Height adjustable arm, sliding/rotating armcap                   | \$0      |
|  | OPT        | G5  | Height adjustable arm, locking sliding/rotating armcap           | \$0      |
|  | OPT        | G6  | Low rise height adjustable arm, locking sliding/rotating armcap  | \$0      |
|  | OPT        | G7  | Height adjustable arm, wide sliding/rotating armcap              | \$0      |
|  | OPT        | G8  | Low rise height adjustable arm, wide sliding/rotating armcap     | \$0      |
|  | OPT        | T6  | Height adjustable arm, sliding/360° rotating armcap              | \$71     |
| TRIUMPH                                      | STD        | G1  | Height adjustable arm, sliding/rotating armcap                   | -        |
|  | OPT        | G5  | Height adjustable arm, locking sliding/rotating armcap           | \$0      |
|  | FUTURE STD | G4  | Height adjustable arm, sliding armcap                            | -        |
| TRUFORM                                      | STD        | SC  | Height adjustable arm, oval armcap                               | -        |
|  | OPT        | C   | Nylon fixed height "C" arm, urethane armcap                      | \$31     |
|  | OPT        | CA  | Aluminum fixed height "C" arm, urethane armcap                   | \$141    |
|  | OPT        | G5  | Height adjustable arm, locking sliding/rotating armcap           | \$31     |
|  | OPT        | G6  | Low rise height adjustable arm, locking sliding/rotating armcap  | \$31     |
|  | OPT        | T6  | Height adjustable arm, sliding/360° rotating armcap              | \$101    |
| TYE  | STD        | 3N  | Height adjustable arm, Luxcurve armcap                           | -        |
|  | OPT        | G5  | Height adjustable arm, locking sliding/rotating armcap           | \$70     |
|  | OPT        | G6  | Low rise height adjustable arm, locking sliding/rotating armcap  | \$70     |
|  | OPT        | WA  | Width adjustable arm extensions                                  | \$84     |
| VION   | STD        | AS  | Height adjustable arm, sliding armcap (Chrome: AC / Fog: FA, FC) | -        |
|  | OPT        | AF  | Height adjustable arm, fixed armcap (Chrome: AD / Fog: FF, CF)   | \$0      |
|  | OPT        | C   | Nylon fixed height "C" arm, urethane armcap (Fog: CC)            | \$0      |
|  | OPT        | CA  | Aluminum fixed height "C" arm, urethane armcap                   | \$111    |
|  | OPT        | G5  | Height adjustable arm, locking sliding/rotating armcap           | \$0      |
|  | OPT        | G6  | Low rise height adjustable arm, locking sliding/rotating armcap  | \$0      |
|  | OPT        | T6  | Height adjustable arm, sliding/360° rotating armcap              | \$72     |
| YORKDALE                                     | STD        | 3N  | Height adjustable arm, Luxcurve armcap                           | -        |
|  | OPT        | G5  | Height adjustable arm, locking sliding/rotating armcap           | \$70     |
|  | OPT        | G6  | Low rise height adjustable arm, locking sliding/rotating armcap  | \$70     |

## OPTIONAL ARMS

Purchased separately from the chair. Cost listed below arm descriptions. Refer to chart for series compatibility.

|   |   |  |   |   |
|---|---|--|---|---|
|  <p><b>AS</b><br/>Height adjustable T-arm. Self-skinned urethane (SSU) armcap slides forward &amp; backward. For non-sliding armcap, specify (AF).<br/><b>\$189</b></p>          |  <p><b>C</b><br/>Black nylon fixed "C" arm with self-skinned urethane (SSU) armcap. <b>\$189</b><br/><br/>For polished aluminum version of C arm, specify (CA).<br/><b>\$300</b></p> |  <p><b>GL</b><br/>Height adjustable T-arm. Self-skinned urethane (SSU) armcap slides forward &amp; backward.<br/><b>\$189</b></p>   |  <p><b>G1</b><br/>Height and width adjustable T-arm. Rectilinear self-skinned urethane (SSU) armcap slides forward &amp; backward, side-to-side, rotates inward.<br/><b>\$189</b></p>                            |  <p><b>G2</b><br/>Special low rise version of G3 arm, positions 1" lower but retains all G3 functions.<br/><b>\$189</b></p>                            |
|  <p><b>G3</b><br/>Height and width adjustable T-arm. Curved self-skinned urethane (SSU) armcap slides forward &amp; backward, side-to-side, rotates inward.<br/><b>\$189</b></p> |  <p><b>G4</b><br/>Height adjustable T-arm. Self-skinned urethane (SSU) armcap slides forward &amp; backward.<br/><b>\$189</b></p>  |  <p><b>G5</b><br/>Lockable, height and width adjustable T-arm. Self-skinned urethane (SSU) armcap slides forward &amp; backward, side-to-side, rotates inward &amp; outward.<br/><b>\$189</b></p> |  <p><b>G6</b><br/>Special low rise version of G5 arm, positions 1" lower but retains all G5 functions.<br/><b>\$189</b></p>  |  <p><b>G7</b><br/>Special wide version of G3 arm, retains all G3 functions.<br/><b>\$189</b></p>   |
|  <p><b>G8</b><br/>Special low rise version of G7 arm, positions 1" lower but retains all G7 functions.<br/><b>\$189</b></p>   |  <p><b>SC</b><br/>Height adjustable forward swept arm. Oval soft touch self-skinned urethane (SSU) armcap.<br/><b>\$158</b></p>   |  <p><b>TD</b><br/>Height adjustable T-arm. Teardrop shaped, soft touch self-skinned urethane (SSU) armcap.<br/><b>\$158</b></p>  |  <p><b>T6</b><br/>Height adjustable T-arm. Self-skinned urethane (SSU) armcap slides forward &amp; backward, rotates 360°. 4" adjustment, highest position sits higher than standard arms.<br/><b>\$260</b></p> |  <p><b>WA</b><br/>Vari-Width metal adapter plate. Permits arms to extend outward up to 2" each side. Lever locks arm in position.<br/><b>\$84</b></p> |
|  <p><b>ZT</b><br/>Swing away/folding, height adjustable T-arm. Teardrop shaped, soft touch self-skinned urethane (SSU) armcap.<br/><b>\$210</b></p>                            |  <p><b>3B</b><br/>Height adjustable T-arm. Soft touch self-skinned urethane (SSU) armcap.<br/><b>\$158</b></p>   |  <p><b>3M</b><br/>Height adjustable T-arm. Concave oval, soft touch self-skinned urethane (SSU) armcap.<br/><b>\$158</b></p>  |  <p><b>3N</b><br/>Height adjustable T-arm. Luxcurve soft touch self-skinned urethane (SSU) armcap.<br/><b>\$119</b></p>  |  <p><b>3P</b><br/>Height adjustable T-arm. Waterfall edge, soft touch self-skinned urethane (SSU) armcap.<br/><b>\$158</b></p>                       |
|  <p><b>3R</b><br/>Height adjustable T-arm. Concave oval, hard durometer self-skinned urethane (SSU) armcap. For abusive environments.<br/><b>\$158</b></p>                     |  <p><b>4415R</b><br/>Right hand tablet arm. Notepad sized 10.5"w x 21"l. Hinges up and folds to side. Black upright and tablet. For left hand, specify 4415L.<br/><b>\$308</b></p> |  <p><b>4425R</b><br/>Right hand tablet arm. Notepad sized 16"w x 21"l. Hinges up and folds to side. Black upright and tablet. For left hand, specify 4425L.<br/><b>\$377</b></p>                |   |   |






# CASTER SELECTIONS

|   | MODEL # | DESCRIPTION  | COLOR                         | FLOORING                   | QUANTITY | LIST PRICE   |
|---|---------|--|-------------------------------|----------------------------|----------|--------------|
|    | C1SET   | <b>Universal carpet caster</b><br>2" dual wheel caster, hooded, no collar.<br><br>Available on all bases.  | Black                         | carpet                     | set of 5 | <b>\$75</b>  |
|    | C7SET   | <b>Slipper glide</b><br>Allows base to remain at caster height.<br><br>Available on all bases.   | Black                         | any surface                | set of 5 | <b>\$75</b>  |
|    | C9RSET  | <b>Universal hard floor caster</b><br>2.5" dual wheel caster, hooded, no collar.<br><br>Available on all bases.  | Black<br>Grey urethane treads | vinyl, marble,<br>hardwood | set of 5 | <b>\$96</b>  |
|    | C10SET  | <b>Integrated carpet caster</b><br>2" dual wheel caster, hooded, large collar.<br><br>Available on Auburn, Concorde, Kate, Malaga and Saxon bases only.  | Black                         | carpet                     | set of 5 | <b>\$84</b>  |
|    | C10RSET | <b>Integrated hard floor caster</b><br>2" dual wheel caster, hooded, large collar<br><br>Available on Auburn, Concorde, Kate, Malaga and Saxon bases only.   | Black<br>Grey urethane treads | vinyl, marble,<br>hardwood | set of 5 | <b>\$104</b> |
|    | C14RSET | <b>Automatically locking caster</b><br>2" dual wheel caster, steel hood, no collar.<br>Brake activated while seated.<br><br>Available on all bases.  | Black                         | any surface                | set of 5 | <b>\$314</b> |
|  | C65SET  | <b>Integrated carpet caster</b><br>2" dual wheel caster, hooded, standard collar.<br><br>Available on all bases except those with slender ends like <b>(B5)</b> and Governor <b>(B7)</b> .   | Black                         | carpet                     | set of 5 | <b>\$75</b>  |
|  | C65RSET | <b>Integrated hard floor caster</b><br>2" dual wheel caster, hooded, standard collar.<br><br>Available on all bases except those with slender ends like <b>(B5)</b> and Governor <b>(B7)</b> .   | Black<br>Grey urethane treads | vinyl, marble,<br>hardwood | set of 5 | <b>\$96</b>  |
|  | C66RSET | <b>Dual wheel roll resistant caster</b><br>2" dual wheel caster, steel hood, standard collar.<br>Roll resistance activated when not in use.<br><br>Available on all bases except those with slender ends like <b>(B5)</b> and Governor <b>(B7)</b> . | Black                         | any surface                | set of 5 | <b>\$141</b> |
|  | C82SET  | <b>Large carpet caster</b><br>2.5" dual wheel caster, no hood no collar.<br><br>Available on all bases.  | Black                         | carpet                     | set of 5 | <b>\$75</b>  |

## CASTER NOTES:

- The casters shown above are sold in sets for replacement purposes. This price list can also be used to calculate the upcharge to change casters at time of ordering a chair. Optional casters may be priced higher than the standard casters for your chair and the difference will be charged. Lower priced casters will not be credited.
- All casters are not appropriate for all flooring surfaces. Please consult with your sales representative or Global Customer Service representative for special situations that can be verified with the caster manufacturer. Alternative casters, if needed, may require an upcharge.

## DUET AND POPCORN - GLIDE SELECTIONS

| GLIDES   | SURFACE | CARPET | VINYL SHEET | LVT | VCT | RUBBER | CORK | HARDWOOD | LAMINATE | CERAMIC TILE, STONE | MARBLE, GRANITE | CONCRETE |
|--|---------|--------|-------------|-----|-----|--------|------|----------|----------|---------------------|-----------------|----------|
| <b>NO GLIDE (XG)</b><br>                                    |         | ●      | NR          | NR  | NR  | ●      | NR   | NR       | NR       | NR                  | NR              | NR       |
| <b>CLEAR POLYCARBONATE GLIDE (CG)</b><br>                   |         | ●      | NR          | NR  | NR  | ●      | NR   | NR       | NR       | NR                  | NR              | ●        |
| <b>STAINLESS STEEL PAD ON POLYCARBONATE GLIDE (SG)</b><br>  |         | ●      | NR          | NR  | NR  | ●      | NR   | NR       | NR       | NR                  | NR              | NR       |
| <b>FELT PAD ON POLYCARBONATE GLIDE (FG)</b><br>            |         | NR     | ●           | ●   | NR  | NR     | ●    | NR       | ●        | NR                  | NR              | NR       |
| <b>RUBBER NO SLIP PAD ON POLYCARBONATE GLIDE (RG)</b><br> |         | NR     | ●           | ●   | ●   | NR     | NR   | ●        | ●        | ●                   | ●               | NR       |

**NOTE:** The above is only a guideline based on clean and properly finished floors. Glides that are not recommended for use will not be covered by Global's Limited Lifetime Warranty. Site conditions can dramatically affect how appropriate a glide is for any application. Regular inspection of glides is critical to preventing floor damage. See descriptions below.

● = BEST FOR APPLICATION

NR = NOT RECOMMENDED FOR USE

**NO GLIDE (XG):** The plain Chrome sled based frame slides easily and silently over carpeted surfaces. Note: do not use in damp areas.

**CLEAR POLYCARBONATE GLIDE (CG):** The polycarbonate glide is easy to move over most flooring. It does not leave marks and it reduces noise on hard surfaces.

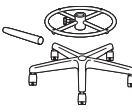
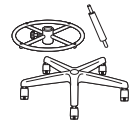
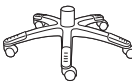

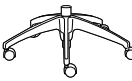

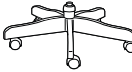
**STAINLESS STEEL PAD ON POLYCARBONATE GLIDE (SG):** The stainless steel bottomed glide slides easily. It is extremely durable, reduces floor contact and noise on hard surfaces.

**FELT PAD ON POLYCARBONATE GLIDE (FG):** The felt bottomed glide moves silently and smoothly on hard surface flooring. Helps to prevent floor damage.







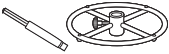



**RUBBER NO SLIP PAD ON POLYCARBONATE GLIDE (RG):** The rubber bottomed glide is slip-resistant. It grips flooring, reduces movement, scratching and eliminates noise.

\* Glides with felt pads (FG) and rubber pads (RG) are also available on four-legged guest chairs in the following series: Caprice, Comet, Diplomat, Lite, Locust, Sidero, Sonic, Supra, Twilight and Vion. Glide and flooring surface combinations follow the recommendations above.

# BASE SELECTIONS

| MODEL #  | MODEL NAME  | LIST PRICE   |
|--|---|--------------|
|  2241               | <b>Stool conversion kit</b><br>Includes extension hub for chair's existing pneumatic cylinder, raises seat height by 8 inches. Height adjustable Chrome footrest (18" diameter). Injection molded base in Black only (26.5" diameter). To ensure stability, this kit is recommended for use with task chairs only.  | <b>\$252</b> |
|  2243               | <b>Stool conversion kit</b><br>Includes 10" pneumatic cylinder. Approximate seat height of 24" to 34". Height adjustable Chrome footrest (18" diameter). Provides footrest travel of 8" to 16" above the floor. Injection molded base in Black only (26.5" diameter). To ensure stability, this kit is recommended for use with task chairs only.   | <b>\$286</b> |
|  B2                 | <b>Aluminum base with Black end guards</b><br>Polished aluminum five prong base. Shipped complete with standard (C1) carpet casters. For hard surfaces, please specify (C9R). Add \$21.<br><br>Replacement cost \$271.<br>Upcharge over Black nylon base \$131.   | <b>\$271</b> |
|  B4M                | <b>Oval wood base steel frame</b><br>Oval style wood-capped steel base. Genuine maple faced veneers and solids. See Seating Finishes - Wood in the Textiles and Finishes section. Please specify. Shipped complete with standard (C1) carpet casters. For hard surfaces, please specify (C9R). Add \$21.<br><br>Replacement cost \$271.<br>Upcharge over Black nylon base \$131.          | <b>\$271</b> |
|  B5A              | <b>Aluminum high spider base</b><br>Polished aluminum high arch spider base. Shipped complete with standard (C1) carpet casters. For hard surfaces, please specify (C9R). Add \$21.<br><br>Replacement cost \$271.<br>Upcharge over Black nylon base \$131.   | <b>\$271</b> |
|  B7A              | <b>Governor base</b><br>Polished aluminum medium rise base. Shipped complete with standard (C1) carpet casters. For hard surfaces, please specify (C9R). Add \$21.<br><br>Replacement cost \$199.<br>Upcharge over Black nylon base \$131.  | <b>\$199</b> |
|  TRADITIONAL BASE | <b>Traditional wood capped base</b><br>Traditional style wood-capped steel base. Genuine maple faced veneers and solids. See Seating Finishes - Wood in the Textiles and Finishes section. Please specify. Shipped complete with standard (C1) carpet casters. For hard surfaces, please specify (C9R). Add \$21.<br><br>Replacement cost \$307.<br>Upcharge over Black nylon base \$184. | <b>\$307</b> |

**Note:** Base diameter, trim components and model number may differ for various seating products. Please contact Global Customer Service.

|   | MODEL # | MODEL NAME   |
|---|---------|--|
|    | 3G      | <b>3" cylinder</b><br>Soft Descent™ pneumatic lift cylinder with 3 inch travel range.<br>This lift may not be usable on synchro-tilter (-0) and multi-tilter (-3) mechanisms due to operational interference with controls.  |
|    | 4F      | <b>Fixed height swivel spindle #4</b><br>Fixed height, swivel only. Seat heights is determined by the spindle length which is preset at the factory and cannot be changed.   |
|    | 4L      | <b>4" cylinder, low rise</b><br>Soft Descent™ low rise, pneumatic lift cylinder with 4 inch travel range.  |
|    | 5F      | <b>Fixed height swivel spindle #5</b><br>Fixed height, swivel only. Seat heights is determined by the spindle length which is preset at the factory and cannot be changed.   |
|    | 5L      | <b>5" cylinder, low rise</b><br>Soft Descent™ low rise, pneumatic lift cylinder with 5 inch travel range.  |
|   | 7G      | <b>7" cylinder</b><br>Soft Descent™ pneumatic lift cylinder with 7 inch travel range. Lift allows most users to sit at both desk and counter heights. Seats may be too tall for shorter users at desk height.  |
|  | 7R      | <b>7" cylinder with 20" Chrome footrest</b><br>Soft Descent™ pneumatic lift cylinder with 7 inch travel range and adjustable footrest. Lift allows most users to sit at both desk and counter heights. Seats may be too tall for shorter users at desk height (refer to cylinder chart on page 356).                                     |
|  | SC      | <b>Self-centering, height auto-return</b><br>Center and height return pneumatic lift cylinder with 2 inch travel range. Chair always swivels back to face the original direction so groups of chairs remain aligned. The seat height may be lowered by occupant, but chairs return to the maximum seat height when user exits the chair. |
|  | SH      | <b>Height auto-return, swivel</b><br>Height return pneumatic lift cylinder with 2 inch travel range. The seat height may be lowered by occupant, but chairs return to the maximum seat height when user exits the chair.   |
|  | SN      | <b>Height auto-return, non-swivel</b><br>Height return pneumatic lift cylinder with 2 inch travel range. The seat height may be lowered by occupant, but chairs return to the maximum seat height when user exits the chair.<br>Lift does not swivel.  |

## CYLINDER NOTES:

- All cylinders are not appropriate for all mechanisms. Please refer to the following chart for compatibility and effect on minimum seat height.
- For cylinder upcharges and replacement costs, please contact Customer Service.



# CYLINDER SELECTIONS

| SERIES                           | CYLINDER       | STD | 3G     | 4L     | 4F    | 5L     | 5F    | 7G     | 7R     | SC     | SH     | SN     |
|----------------------------------|----------------|-----|--------|--------|-------|--------|-------|--------|--------|--------|--------|--------|
|                                  | Mechanism      |     |        |        |       |        |       |        |        |        |        |        |
| ACCORD                           | -2             | 4L  | NA     | STD    | NA    | + 1.5  | NA    | + 1.0  | NA     | NA     | NA     | NA     |
|                                  | -4             | 4G* | NA     | NA     | + 0.5 | NA     | + 1.0 | + 1.0  | NA     | + 1.5  | + 1.5  | + 1.5  |
| ASPEN                            | -3             | 4L  | - 0.75 | STD    | NA    | + 1.5  | NA    | + 2.0  | NA     | NA     | NA     | NA     |
| G1 ERGO SELECT                   | -0             | 4L  | NA     | STD    | NA    | + 1.5  | NA    | NA     | NA     | NA     | NA     | NA     |
|                                  | -3, -8         | 4L  | - 0.75 | STD    | NA    | + 1.5  | NA    | + 2.0  | NA     | NA     | NA     | NA     |
| G20                              |                | 5L  | - 2.25 | - 1.5  | NA    | STD    | NA    | + 1.0  | NA     | NA     | NA     | NA     |
| GRANADA DELUXE                   | -2, -3         | 4L  | NA     | STD    | NA    | + 1.5  | NA    | + 2.0  | NA     | NA     | NA     | NA     |
|                                  | -5             | 4L  | - 0.75 | STD    | NA    | + 1.5  | NA    | + 2.0  | NA     | NA     | NA     | NA     |
|                                  | -3             | 4L  | - 0.75 | STD    | NA    | + 1.5  | NA    | + 2.0  | NA     | NA     | NA     | NA     |
| LOOVER                           | -4             | 5L  | - 2.25 | - 1.5  | NA    | STD    | + 1.0 | + 1.0  | + 1.0  | + 1.75 | + 1.75 | + 1.75 |
|                                  | -8             | 5L  | - 2.25 | - 1.5  | NA    | STD    | + 1.0 | + 1.0  | + 1.0  | + 2.0  | + 2.0  | + 2.0  |
|                                  | -2             | 4L  | NA     | STD    | NA    | + 1.5  | NA    | NA     | NA     | NA     | NA     | NA     |
| LURAY                            | -4             | 5L  | NA     | - 1.5  | + 0.5 | STD    | + 1.0 | + 1.0  | NA     | + 1.5  | + 1.5  | + 1.5  |
|                                  | -1, -4         | 5L  | - 2.25 | - 1.5  | NA    | STD    | NA    | + 1.0  | NA     | NA     | NA     | NA     |
| MALAGA                           | -2, -3         | 5L  | NA     | - 1.5  | NA    | STD    | NA    | + 1.0  | NA     | NA     | NA     | NA     |
|                                  |                | 5L  | - 2.25 | - 1.5  | NA    | STD    | NA    | + 1.0  | NA     | NA     | NA     | NA     |
| NOVELLO                          |                | 5L  | - 2.25 | - 1.5  | NA    | STD    | NA    | + 1.0  | NA     | NA     | NA     | NA     |
| OBUSFORME COMFORT                | -2, -3         | 4L  | NA     | STD    | NA    | + 1.5  | NA    | + 2.0  | NA     | NA     | NA     | NA     |
|                                  | -5             | 4L  | - 0.75 | STD    | NA    | + 1.5  | NA    | NA     | NA     | NA     | NA     | NA     |
| PREFER                           |                | 4G* | - 1.75 | - 1.25 | + 0   | + 0.25 | + 1.0 | + 0.75 | + 0.75 | NA     | NA     | NA     |
| ROMA                             |                | 4L* | - 0.75 | STD    | NA    | + 1.5  | + 2.5 | + 2.0  | NA     | + 2.0  | + 2.0  | + 2.0  |
| SORA                             | -8             | 4L  | - 0.75 | STD    | NA    | + 1.5  | NA    | + 2.0  | + 2.0  | NA     | NA     | NA     |
| SUPRA-X                          | -1, -4, -5     | 5L  | - 2.25 | - 1.5  | NA    | STD    | NA    | + 1.0  | NA     | NA     | NA     | NA     |
|                                  | -3             | 5L  | NA     | - 1.5  | NA    | STD    | NA    | + 1.0  | NA     | NA     | NA     | NA     |
| SYNOPSIS                         | -3             | 5L  | NA     | - 1.5  | NA    | STD    | NA    | + 1.0  | NA     | NA     | NA     | NA     |
|                                  | -4             | 5L  | - 2.25 | - 1.5  | NA    | STD    | + 1.0 | + 1.0  | NA     | + 2.25 | + 2.25 | + 2.25 |
|                                  | -3             | 4L  | NA     | STD    | NA    | + 1.5  | NA    | + 2.0  | NA     | NA     | NA     | NA     |
| TRITEK ERGO SELECT - PETITE SEAT | -5             | 4L  | - 0.5  | STD    | NA    | + 1.5  | NA    | + 2.0  | NA     | NA     | NA     | NA     |
|                                  | -3             | 5L  | NA     | - 1.5  | NA    | STD    | NA    | + 1.0  | NA     | NA     | NA     | NA     |
| - STANDARD SEAT                  | -5             | 5L  | - 2.25 | - 1.5  | NA    | STD    | NA    | + 1.0  | NA     | NA     | NA     | NA     |
| - GENEROUS SEAT                  | -3             | 5G  | NA     | - 2.25 | NA    | - 1.0  | NA    | + 2.0  | NA     | NA     | NA     | NA     |
|                                  | -5             | 5G  | - 2.75 | - 2.25 | NA    | - 1.0  | NA    | + 2.0  | NA     | NA     | NA     | NA     |
| TRIUMPH                          | -3, -8         | 4L* | - 0.75 | STD    | NA    | + 1.5  | NA    | + 2.0  | NA     | NA     | NA     | NA     |
| TRUFORM                          | -0             | 5L  | NA     | - 1.5  | NA    | STD    | NA    | NA     | NA     | NA     | NA     | NA     |
|                                  | -1, -3, -4, -5 | 5L  | NA     | - 1.5  | NA    | STD    | NA    | + 1.0  | NA     | NA     | NA     | NA     |
|                                  | -8             | 5L  | - 2.25 | - 1.5  | NA    | STD    | NA    | + 1.0  | NA     | NA     | NA     | NA     |
| VION                             | -3             | 5L  | - 2.25 | - 1.5  | NA    | STD    | NA    | + 1.0  | + 1.0  | + 1.75 | + 1.75 | + 1.5  |
|                                  | -4             | 5L  | - 2.25 | - 1.5  | NA    | STD    | + 1.0 | + 1.0  | + 1.0  | + 1.0  | + 1.0  | + 1.5  |
|                                  | -8             | 5L  | - 2.25 | - 1.5  | NA    | STD    | + 0.5 | + 1.0  | NA     | NA     | NA     | + 1.5  |

**NOTE:** CHART VALUES INDICATE CHANGE FROM STANDARD MINIMUM SEAT HEIGHT (IN INCHES).  
 3G AND 7G CYLINDERS ARE NOT AVAILABLE FOR USE WITH THE -0 SYNCHRO-TILT MECHANISM.  
 CYLINDER OPTIONS DO NOT APPLY TO "HEAVY DUTY/24 HR" OR "SPECIALTY" SECTION PRODUCTS. THEIR WARRANTY RELIES ON THE FEATURES OF THE SPECIFIED STANDARD CYLINDER.  
 \*SPECIAL CYLINDER

# specialty



Academic Task .....358



Industrial Anti-Microbial - 62 .....366



Sidero (children's model) .....182



Industrial - 50 .....361



Industrial Wipe Down - 64 .....367



**ACADEMIC TASK**




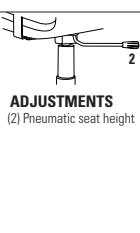

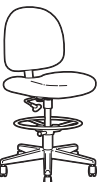
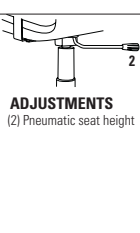


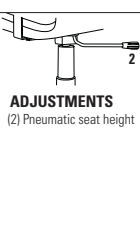


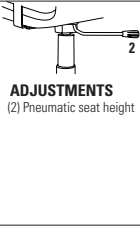

model **S2312 Score**


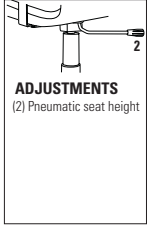

**STANDARD FEATURES**

- Durable task seating designed to sustain years of use in educational and training room applications.
- The back bar is welded or bolted to the chair mechanism and the backrest is permanently fixed in height and angle.
- Vinyl bumper guards are standard on Granada and Score.
- Standard with height adjustable T-arms with curved urethane armcaps (**3N**) in Black only.
- Five prong, injection molded, fiberglass reinforced nylon Black spider base with (**C65**) dual wheel carpet casters.
- Base and frame available in Black only.
- Vari-Width (**WA**) width adjustable arm extensions are standard on Granada when ordered with adjustable height arms. Allows the arms to move away from the seat by 2" on each side to allow space if desired for broader hip widths.

**OPTIONAL FEATURES**

- For hard surface flooring casters, please specify (**C65R**). Add \$21.
- Seat available in memory foam, please specify (**MF**). Add \$106.
- Vari-Width (**WA**) width adjustable arm extensions are available when chair is ordered with adjustable arms. Allows the arms to move away from the seat by 2" on each side to allow space if desired for broader hip widths. Add \$84.
- For additional arm/caster options, please refer to the Arm and Caster section (page 347). *Optional casters may be priced higher than the standard casters for your chair and the difference will be charged. Lower priced optional casters will not be credited.*

| DESCRIPTION   | FEATURES   | MODEL #             | STANDARD TEXTILE GRADES |   |              |                 |      |           |                 |      |      |      |      |      |  |  |  |
|---|--|---------------------|-------------------------|---|--------------|-----------------|------|-----------|-----------------|------|------|------|------|------|--|--|--|
|   |  |                     | 1                       | 2   | 3            | 4               | 5    | 6         | 7               | 8    | 9    | 10   | 11   | 12   |  |  |  |
|  <p><b>Score</b></p> <p><b>LB Task Armless</b><br/>COM: 1.25 YD   1.14 M<br/>Unit weight: 24 LB   10.9 KG<br/>Carton weight: 31 LB   14.06 KG<br/>Carton volume: 10.75 FT<sup>3</sup>   0.3 MT<sup>3</sup></p>                 |  <p><b>ADJUSTMENTS</b><br/>(2) Pneumatic seat height</p> <p>Ergonomic features:<br/>C, M, N</p> | <p><b>S2312</b></p> | 394                     | 434   | 468          | 507             | 570  | 629       | 688             | 739  | 803  | 863  | 944  | 1059 |  |  |  |
|   |  |                     | OVERALL DIMENSIONS      |   |              | SEAT DIMENSIONS |      |           | BACK DIMENSIONS |      |      |      |      |      |  |  |  |
|   |  |                     | W                       | D   | H            | W               | D    | H         | W               | H    |      |      |      |      |  |  |  |
|   |  |                     | IN 20                   | 23.5  | 35.5         | 20              | 17.5 | 16-21     | 18              | 17   |      |      |      |      |  |  |  |
| MM 508  | 597  | 902                 | 508                     | 445   | 406-533      | 457             | 432  |           |                 |      |      |      |      |      |  |  |  |
|   |  |                     | <b>RTA 1</b>            |  | 1 per carton |                 |      |           |                 |      |      |      |      |      |  |  |  |
|  <p><b>Score</b></p> <p><b>LB Stool - Task Armless</b><br/>COM: 1.25 YD   1.14 M<br/>Unit weight: 30 LB   13.6 KG<br/>Carton weight: 33 LB   14.97 KG<br/>Carton volume: 9.75 FT<sup>3</sup>   0.27 MT<sup>3</sup></p>         |  <p><b>ADJUSTMENTS</b><br/>(2) Pneumatic seat height</p> <p>Ergonomic features:<br/>C, M, N</p> | <p><b>S2304</b></p> | 496                     | 536   | 570          | 609             | 672  | 731       | 790             | 841  | 905  | 965  | 1046 | 1161 |  |  |  |
|   |  |                     | OVERALL DIMENSIONS      |   |              | SEAT DIMENSIONS |      |           | BACK DIMENSIONS |      |      |      |      |      |  |  |  |
|   |  |                     | W                       | D   | H            | W               | D    | H         | W               | H    |      |      |      |      |  |  |  |
|   |  |                     | IN 20                   | 23.5  | 43           | 20              | 17.5 | 23-33     | 18              | 17   |      |      |      |      |  |  |  |
| MM 508  | 597  | 1092                | 508                     | 445   | 584-838      | 457             | 432  |           |                 |      |      |      |      |      |  |  |  |
|   |  |                     | <b>RTA 1</b>            |  | 1 per carton |                 |      |           |                 |      |      |      |      |      |  |  |  |
|  <p><b>Score</b></p> <p><b>LB Stool - Task</b><br/>COM: 1.25 YD   1.14 M<br/>Unit weight: 35 LB   15.9 KG<br/>Carton weight: 38 LB   17.24 KG<br/>Carton volume: 9.75 FT<sup>3</sup>   0.27 MT<sup>3</sup></p>                  |  <p><b>ADJUSTMENTS</b><br/>(2) Pneumatic seat height</p> <p>Ergonomic features:<br/>C, M, N</p>  | <p><b>S2303</b></p> | 568                     | 608   | 642          | 681             | 744  | 803       | 862             | 913  | 977  | 1037 | 1118 | 1233 |  |  |  |
|   |  |                     | OVERALL DIMENSIONS      |   |              | SEAT DIMENSIONS |      |           | BACK DIMENSIONS |      |      |      |      |      |  |  |  |
|   |  |                     | W                       | D   | H            | W               | D    | H         | W               | H    |      |      |      |      |  |  |  |
|   |  |                     | IN 24                   | 23.5  | 43           | 20              | 17.5 | 23-33     | 18              | 17   |      |      |      |      |  |  |  |
| MM 610  | 597  | 1092                | 508                     | 445   | 584-838      | 457             | 432  |           |                 |      |      |      |      |      |  |  |  |
|   |  |                     | <b>RTA 1</b>            |  | 1 per carton |                 |      |           |                 |      |      |      |      |      |  |  |  |
|  <p><b>Granada</b></p> <p><b>LB Task Chair Armless/Plain Back</b><br/>COM: 1.5 YD   1.37 M<br/>Unit weight: 30 LB   13.6 KG<br/>Carton weight: 34 LB   15.42 KG<br/>Carton volume: 9.75 FT<sup>3</sup>   0.27 MT<sup>3</sup></p> |  <p><b>ADJUSTMENTS</b><br/>(2) Pneumatic seat height</p> <p>Ergonomic features:<br/>C, M, N</p>   | <p><b>S2324</b></p> | 608                     | 656   | 697          | 743             | 820  | 890       | 961             | 1022 | 1099 | 1171 | 1268 | 1406 |  |  |  |
|   |  |                     | OVERALL DIMENSIONS      |   |              | SEAT DIMENSIONS |      |           | BACK DIMENSIONS |      |      |      |      |      |  |  |  |
|   |  |                     | W                       | D   | H            | W               | D    | H         | W               | H    |      |      |      |      |  |  |  |
|   |  |                     | IN 20.5                 | 24.5  | 38           | 20.5            | 18.5 | 16.5-21.5 | 19              | 18.5 |      |      |      |      |  |  |  |
| MM 521  | 622  | 965                 | 521                     | 470   | 419-546      | 483             | 470  |           |                 |      |      |      |      |      |  |  |  |
|   |  |                     | <b>RTA 1</b>            |    | 1 per carton |                 |      |           |                 |      |      |      |      |      |  |  |  |

| DESCRIPTION   | FEATURES  | MODEL#  | STANDARD TEXTILE GRADES |          |          |                 |          |          |                 |     |     |     |      |      |
|---|---|---|-------------------------|----------|----------|-----------------|----------|----------|-----------------|-----|-----|-----|------|------|
|   |   |   | 1                       | 2        | 3        | 4               | 5        | 6        | 7               | 8   | 9   | 10  | 11   | 12   |
|  <p><b>Score</b></p> <p><b>LB Task</b><br/>                     COM: 1.25 YD   1.14 M<br/>                     Unit weight: 30 LB   13.6 KG<br/>                     Carton weight: 37 LB   16.78 KG<br/>                     Carton volume: 10.75 FT<sup>3</sup>   0.3 MT<sup>3</sup></p> |  <p><b>ADJUSTMENTS</b><br/>(2) Pneumatic seat height</p> <p>Ergonomic features:<br/>C, H, M, N</p> | <b>S2314</b>  | 471                     | 511      | 545      | 584             | 647      | 706      | 765             | 816 | 880 | 940 | 1021 | 1136 |
|   |   |   | OVERALL DIMENSIONS      |          |          | SEAT DIMENSIONS |          |          | BACK DIMENSIONS |     |     |     |      |      |
|   | <b>W</b>  | <b>D</b>  | <b>H</b>                | <b>W</b> | <b>D</b> | <b>H</b>        | <b>W</b> | <b>H</b> |                 |     |     |     |      |      |
|   | IN 24   | 23.5  | 35.5                    | 20       | 17.5     | 16-21           | 18       | 17       |                 |     |     |     |      |      |
|   | MM 610  | 597   | 902                     | 508      | 445      | 406-533         | 457      | 432      |                 |     |     |     |      |      |
|   | <b>RTA 1</b>  |  | 1 per carton            |          |          |                 |          |          |                 |     |     |     |      |      |

**EXPLANATION OF VARIOUS INDUSTRIAL APPLICATIONS**

This section presents only some of the possibilities that are available. Please contact your sales representative for additional information.



**INDUSTRIAL - 50**

Designed for heavier duty intensive environments such as factories, assembly lines and dispatch offices. Seating features durable components including: heavy gauge steel construction, Chromed chip/corrosion/humidity resistant pneumatic lift cylinders and frames, heavy duty bases, weight activated interval safety casters for hard floors or encased leveling glides, wear resistant fabric or easy clean vinyl upholstery.



**ANTI-MICROBIAL (IU - INTENSIVE USE) - 62**

For hospital areas and labs that require furniture that minimizes bacterial and fungal growth and wipes up easily. Anti-microbial seating inhibits micro organism invasion and growth. Integrated filters allow fabric/vinyl to breathe.



**WIPE DOWN (MINOTAUR) - 64**

Furniture designed for dry food manufacturers, hospitals and forensic labs requiring regular and immediate clean up of dust, dirt or powder. Upholstery of any kind is unacceptable here. Features include comfortable Black self-skinned polyurethane seats and backs, chip/corrosion/humidity resistant pneumatic lift cylinders and frames, safety casters or glides. Some Wipe Down products may also be available with ESD.

**FABRIC APPLICATION GRID**

| APPLICATION                                       | FABRIC/VINYL  |
|---|---|
| <b>Industrial - 50</b>                            | <p><b>Grade 1 (fabric):</b> Terrace, Waterfall</p> <p><b>Grade 2 (fabric):</b> Imprint</p> <p><b>Grade 2 (vinyl):</b> Allante FRee, Luxhide, MorCare™ Collection (Arc, Aristo, Verve, Vitality)</p> |
| <b>Anti-Microbial - 62 with Global UltraSeal™</b> | <p><b>Grade 2 (vinyl):</b> MorCare™ Collection (Arc, Aristo, Verve, Vitality)</p>   |
| <b>Wipe Down - 64</b>                             | <p>No upholstery required, seats are molded self- skinned urethane (SSU) foam.</p>  |

INDUSTRIAL - 50



model 3212-50 (3N)



model 3288-50 (3N)




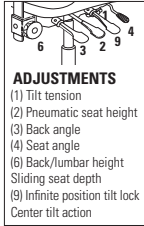

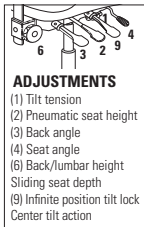

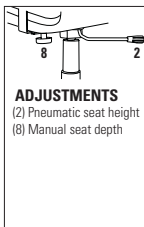
**Industrial - 50**  
Designed for heavy duty environments found in factories, assembly lines and dispatch offices.


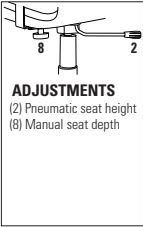

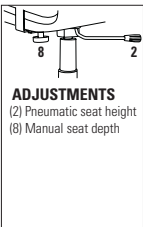

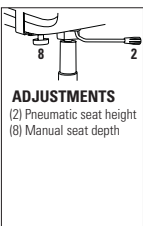

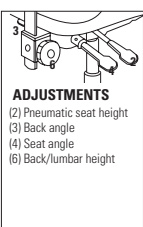

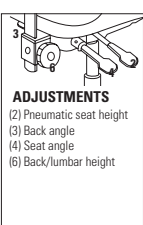
STANDARD FEATURES







- Granada models feature a molded seat and contoured back with enhanced lumbar support.
- Standard with height adjustable T-arms with curved urethane armcaps (3N) in Black only.
- Chrome chip/corrosion/humidity resistant pneumatic lift cylinders and frames.
- Chairs have a 5" Chrome pneumatic cylinder.
- Stools have a 10" Chrome pneumatic cylinder.
- All chairs and stools have Chrome back uprights.
- Clear protective back bumper (full surround) is standard on select models.
- Side activated sliding seat depth adjustment (MD) is standard on all multi-tilters.
- Heavy duty frame and five prong, injection molded fiberglass reinforced Black base.
- Heavy duty bench stools are standard with non-slip rubber glides.
- Most minotaur models are standard with a five-prong, heavy duty base with metal hub and (C10R) hard surface flooring casters. Work stools are standard with (C7R) glides.
- (C10R) hard surface flooring casters. are standard on Granada models.
- Upholstery options: heavy duty fabric or easy-clean vinyl only (as listed on the fabric application grid).

OPTIONAL FEATURES




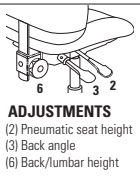
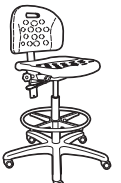
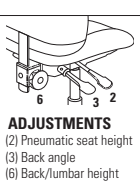

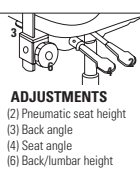
- For additional arm/caster options, please refer to the Arm and Caster section (page 347, 370). *Optional casters may be priced higher than the standard casters for your chair and the difference will be charged. Lower priced optional casters will not be credited.*

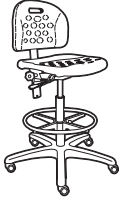
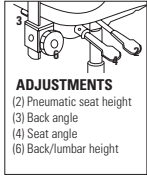
| DESCRIPTION  | FEATURES  | MODEL #                   | STANDARD TEXTILE GRADES |          |                        |          |           |                        |           |      |      |      |      |      |  |  |
|--|---|---------------------------|-------------------------|----------|------------------------|----------|-----------|------------------------|-----------|------|------|------|------|------|--|--|
|  |   |                           | 1                       | 2        | 3                      | 4        | 5         | 6                      | 7         | 8    | 9    | 10   | 11   | 12   |  |  |
|  <p><b>Granada</b></p> <p><b>LB Multi-Tilter</b><br/>COM: 1.5 YD   1.37 M<br/>Unit weight: 48 LB   21.8 KG<br/>Carton weight: 52 LB   23.59 KG<br/>Carton volume: 13 FT<sup>3</sup>   0.36 MT<sup>3</sup></p>     |  <p><b>ADJUSTMENTS</b><br/>(1) Tilt tension<br/>(2) Pneumatic seat height<br/>(3) Back angle<br/>(4) Seat angle<br/>(6) Back/lumbar height<br/>(9) Sliding seat depth<br/>(9) Infinite position tilt lock<br/>Center tilt action</p>   | <b>3212-50</b>            | -                       | 1117     | 1158                   | 1204     | 1281      | 1351                   | 1422      | 1483 | 1560 | 1632 | 1729 | 1867 |  |  |
|  |   | <b>OVERALL DIMENSIONS</b> |                         |          | <b>SEAT DIMENSIONS</b> |          |           | <b>BACK DIMENSIONS</b> |           |      |      |      |      |      |  |  |
|  |   | <b>W</b>                  | <b>D</b>                | <b>H</b> | <b>W</b>               | <b>D</b> | <b>H</b>  | <b>W</b>               | <b>H</b>  |      |      |      |      |      |  |  |
|  |   | IN 25.5                   | 24                      | 40       | 20.5                   | 17-19.5  | 17.5-22.5 | 19                     | 17.5-21.5 |      |      |      |      |      |  |  |
|  |   | MM 648                    | 610                     | 1016     | 521                    | 432-495  | 445-572   | 483                    | 445-546   |      |      |      |      |      |  |  |
|  |   | <b>RTA 2</b>              | 1 per carton            |          |                        |          |           |                        |           |      |      |      |      |      |  |  |
|  <p><b>Granada</b></p> <p><b>HB Multi-Tilter</b><br/>COM: 1.75 YD   1.6 M<br/>Unit weight: 51 LB   23.2 KG<br/>Carton weight: 55 LB   24.95 KG<br/>Carton volume: 15.5 FT<sup>3</sup>   0.43 MT<sup>3</sup></p> |  <p><b>ADJUSTMENTS</b><br/>(1) Tilt tension<br/>(2) Pneumatic seat height<br/>(3) Back angle<br/>(4) Seat angle<br/>(6) Back/lumbar height<br/>(9) Sliding seat depth<br/>(9) Infinite position tilt lock<br/>Center tilt action</p> | <b>3217-50</b>            | -                       | 1156     | 1203                   | 1258     | 1347      | 1429                   | 1511      | 1583 | 1672 | 1756 | 1870 | 2031 |  |  |
|  |   | <b>OVERALL DIMENSIONS</b> |                         |          | <b>SEAT DIMENSIONS</b> |          |           | <b>BACK DIMENSIONS</b> |           |      |      |      |      |      |  |  |
|  |   | <b>W</b>                  | <b>D</b>                | <b>H</b> | <b>W</b>               | <b>D</b> | <b>H</b>  | <b>W</b>               | <b>H</b>  |      |      |      |      |      |  |  |
|  |   | IN 25.5                   | 24.5                    | 43       | 20.5                   | 17-19.5  | 17.5-22.5 | 19                     | 21.5-25.5 |      |      |      |      |      |  |  |
|  |   | MM 648                    | 622                     | 1092     | 521                    | 432-495  | 445-572   | 483                    | 546-648   |      |      |      |      |      |  |  |
|  |   | <b>RTA 2</b>              | 1 per carton            |          |                        |          |           |                        |           |      |      |      |      |      |  |  |
|  <p><b>Granada</b></p> <p><b>LB Task Armless</b><br/>COM: 1.5 YD   1.37 M<br/>Unit weight: 28 LB   12.7 KG<br/>Carton weight: 32 LB   14.51 KG<br/>Carton volume: 13 FT<sup>3</sup>   0.36 MT<sup>3</sup></p>   |  <p><b>ADJUSTMENTS</b><br/>(2) Pneumatic seat height<br/>(8) Manual seat depth</p>   | <b>3254-50</b>            | -                       | 767      | 808                    | 854      | 931       | 1001                   | 1072      | 1133 | 1210 | 1282 | 1379 | 1517 |  |  |
|  |   | <b>OVERALL DIMENSIONS</b> |                         |          | <b>SEAT DIMENSIONS</b> |          |           | <b>BACK DIMENSIONS</b> |           |      |      |      |      |      |  |  |
|  |   | <b>W</b>                  | <b>D</b>                | <b>H</b> | <b>W</b>               | <b>D</b> | <b>H</b>  | <b>W</b>               | <b>H</b>  |      |      |      |      |      |  |  |
|  |   | IN 20.5                   | 24                      | 38       | 20.5                   | 17.5-19  | 16.5-21.5 | 19                     | 19        |      |      |      |      |      |  |  |
|  |   | MM 521                    | 610                     | 965      | 521                    | 445-483  | 419-546   | 483                    | 483       |      |      |      |      |      |  |  |
|  |   | <b>RTA 2</b>              | 1 per carton            |          |                        |          |           |                        |           |      |      |      |      |      |  |  |

| DESCRIPTION   | FEATURES  | MODEL#                    | STANDARD TEXTILE GRADES |            |                        |                    |                      |                        |      |                      |      |      |      |      |
|---|---|---------------------------|-------------------------|------------|------------------------|--------------------|----------------------|------------------------|------|----------------------|------|------|------|------|
|   |   |                           | 1                       | 2          | 3                      | 4                  | 5                    | 6                      | 7    | 8                    | 9    | 10   | 11   | 12   |
|  <p><b>Granada</b></p> <p><b>LB Task w/ 3N Arms</b><br/>                     COM: 1.5 YD   1.37 M<br/>                     Unit weight: 36 LB   16.4 KG<br/>                     Carton weight: 40 LB   18.14 KG<br/>                     Carton volume: 13 FT<sup>3</sup>   0.36 MT<sup>3</sup></p>             |  <p><b>ADJUSTMENTS</b><br/>                     (2) Pneumatic seat height<br/>                     (8) Manual seat depth</p> <p>Ergonomic features:<br/>                     C, E, M, N</p>  | <b>3255-50</b>            | -                       | 881        | 922                    | 968                | 1045                 | 1115                   | 1186 | 1247                 | 1324 | 1396 | 1493 | 1631 |
|   |   | <b>OVERALL DIMENSIONS</b> |                         |            | <b>SEAT DIMENSIONS</b> |                    |                      | <b>BACK DIMENSIONS</b> |      |                      |      |      |      |      |
|   |   | <b>W</b>                  | <b>D</b>                | <b>H</b>   | <b>W</b>               | <b>D</b>           | <b>H</b>             | <b>W</b>               |      | <b>H</b>             |      |      |      |      |
|   |   | IN 25.5<br>MM 648         | 24<br>610               | 38<br>965  | 20.5<br>521            | 17.5-19<br>445-483 | 16.5-21.5<br>419-546 | 19<br>483              |      | 19<br>483            |      |      |      |      |
|  <p><b>Granada</b></p> <p><b>Task Stool Armless</b><br/>                     COM: 1.5 YD   1.37 M<br/>                     Unit weight: 32 LB   14.5 KG<br/>                     Carton weight: 37 LB   16.78 KG<br/>                     Carton volume: 13 FT<sup>3</sup>   0.36 MT<sup>3</sup></p>             |  <p><b>ADJUSTMENTS</b><br/>                     (2) Pneumatic seat height<br/>                     (8) Manual seat depth</p> <p>Ergonomic features:<br/>                     C, E, M, N</p>  | <b>3256-50</b>            | -                       | 885        | 926                    | 972                | 1049                 | 1119                   | 1190 | 1251                 | 1328 | 1400 | 1497 | 1635 |
|   |   | <b>OVERALL DIMENSIONS</b> |                         |            | <b>SEAT DIMENSIONS</b> |                    |                      | <b>BACK DIMENSIONS</b> |      |                      |      |      |      |      |
|   |   | <b>W</b>                  | <b>D</b>                | <b>H</b>   | <b>W</b>               | <b>D</b>           | <b>H</b>             | <b>W</b>               |      | <b>H</b>             |      |      |      |      |
|   |   | IN 20.5<br>MM 521         | 24<br>610               | 48<br>1219 | 20.5<br>521            | 17.5-19<br>445-483 | 23-33<br>584-838     | 19<br>483              |      | 19<br>483            |      |      |      |      |
|  <p><b>Granada</b></p> <p><b>Task Stool w/ 3N Arms</b><br/>                     COM: 1.5 YD   1.37 M<br/>                     Unit weight: 38 LB   17.3 KG<br/>                     Carton weight: 43 LB   19.5 KG<br/>                     Carton volume: 15.75 FT<sup>3</sup>   0.44 MT<sup>3</sup></p>        |  <p><b>ADJUSTMENTS</b><br/>                     (2) Pneumatic seat height<br/>                     (8) Manual seat depth</p> <p>Ergonomic features:<br/>                     C, E, H, M, N, Q</p>  | <b>3257-50</b>            | -                       | 1001       | 1042                   | 1088               | 1165                 | 1235                   | 1306 | 1367                 | 1444 | 1516 | 1613 | 1751 |
|   |   | <b>OVERALL DIMENSIONS</b> |                         |            | <b>SEAT DIMENSIONS</b> |                    |                      | <b>BACK DIMENSIONS</b> |      |                      |      |      |      |      |
|   |   | <b>W</b>                  | <b>D</b>                | <b>H</b>   | <b>W</b>               | <b>D</b>           | <b>H</b>             | <b>W</b>               |      | <b>H</b>             |      |      |      |      |
|   |   | IN 25.5<br>MM 648         | 24<br>610               | 48<br>1219 | 20.5<br>521            | 17.5-19<br>445-483 | 23-33<br>584-838     | 19<br>483              |      | 19<br>483            |      |      |      |      |
|  <p><b>Granada</b></p> <p><b>Operator Stool Armless</b><br/>                     COM: 1.5 YD   1.37 M<br/>                     Unit weight: 39 LB   17.7 KG<br/>                     Carton weight: 44 LB   19.96 KG<br/>                     Carton volume: 13 FT<sup>3</sup>   0.36 MT<sup>3</sup></p>       |  <p><b>ADJUSTMENTS</b><br/>                     (2) Pneumatic seat height<br/>                     (3) Back angle<br/>                     (4) Seat angle<br/>                     (6) Back/lumbar height</p> <p>Ergonomic features:<br/>                     C, D, F, G, M, N</p>       | <b>3278-50</b>            | -                       | 1070       | 1111                   | 1157               | 1234                 | 1304                   | 1375 | 1436                 | 1513 | 1585 | 1682 | 1820 |
|   |   | <b>OVERALL DIMENSIONS</b> |                         |            | <b>SEAT DIMENSIONS</b> |                    |                      | <b>BACK DIMENSIONS</b> |      |                      |      |      |      |      |
|   |   | <b>W</b>                  | <b>D</b>                | <b>H</b>   | <b>W</b>               | <b>D</b>           | <b>H</b>             | <b>W</b>               |      | <b>H</b>             |      |      |      |      |
|   |   | IN 20.5<br>MM 521         | 23.5<br>597             | 48<br>1219 | 20.5<br>521            | 17.5<br>445        | 24-34<br>610-864     | 19<br>483              |      | 17.5-21.5<br>445-546 |      |      |      |      |
|  <p><b>Granada</b></p> <p><b>Operator Stool w/ 3N Arms</b><br/>                     COM: 1.5 YD   1.37 M<br/>                     Unit weight: 47 LB   21.4 KG<br/>                     Carton weight: 52 LB   23.59 KG<br/>                     Carton volume: 15.75 FT<sup>3</sup>   0.44 MT<sup>3</sup></p> |  <p><b>ADJUSTMENTS</b><br/>                     (2) Pneumatic seat height<br/>                     (3) Back angle<br/>                     (4) Seat angle<br/>                     (6) Back/lumbar height</p> <p>Ergonomic features:<br/>                     C, D, F, G, H, M, N, Q</p> | <b>3288-50</b>            | -                       | 1185       | 1226                   | 1272               | 1349                 | 1419                   | 1490 | 1551                 | 1628 | 1700 | 1797 | 1935 |
|   |   | <b>OVERALL DIMENSIONS</b> |                         |            | <b>SEAT DIMENSIONS</b> |                    |                      | <b>BACK DIMENSIONS</b> |      |                      |      |      |      |      |
|   |   | <b>W</b>                  | <b>D</b>                | <b>H</b>   | <b>W</b>               | <b>D</b>           | <b>H</b>             | <b>W</b>               |      | <b>H</b>             |      |      |      |      |
|   |   | IN 25.5<br>MM 648         | 23.5<br>597             | 48<br>1219 | 20.5<br>521            | 17.5<br>445        | 24-34<br>610-864     | 19<br>483              |      | 17.5-21.5<br>445-546 |      |      |      |      |

| DESCRIPTION  | FEATURES   | MODEL#             | STANDARD TEXTILE GRADES |         |                 |     |              |                 |     |     |     |     |     |     |  |
|--|--|--------------------|-------------------------|---------|-----------------|-----|--------------|-----------------|-----|-----|-----|-----|-----|-----|--|
|  |  |                    | 1                       | 2       | 3               | 4   | 5            | 6               | 7   | 8   | 9   | 10  | 11  | 12  |  |
|  <p><b>Minotaur - Work Stool</b><br/>COM: 0.75 YD   0.69 M<br/>Unit weight: 11 LB   5 KG<br/>Carton weight: 19 LB   8.62 KG<br/>Carton volume: 14.5 FT³   0.41 MT³</p>                | 360° swivel.<br>5" pneumatic.<br><br>Ergonomic features:<br>C  | 9602-50            | -                       | 298     | 318             | 342 | 380          | 415             | 450 | 481 | 519 | 555 | 604 | 673 |  |
|  |  | OVERALL DIMENSIONS |                         |         | SEAT DIMENSIONS |     |              | BACK DIMENSIONS |     |     |     |     |     |     |  |
|  |  | W                  | D                       | H       | W               | D   | H            | W               | H   |     |     |     |     |     |  |
|  |  | IN 14              | 14                      | 17.5    | 14              | -   | 15-20        | -               | -   |     |     |     |     |     |  |
|  |  |                    | MM 356                  | 356     | 445             | 356 | -            | 381-508         | -   | -   |     |     |     |     |  |
|  |  |                    | RTA 00                  |         | courier         |     | 1 per carton |                 |     |     |     |     |     |     |  |
|  <p><b>Minotaur - Work Stool</b><br/>COM: 0.75 YD   0.69 M<br/>Unit weight: 13 LB   5.9 KG<br/>Carton weight: 21 LB   9.53 KG<br/>Carton volume: 14.5 FT³   0.41 MT³</p>              | 360° swivel.<br>10" pneumatic.<br><br>Ergonomic features:<br>C | 9604-50            | -                       | 343     | 363             | 387 | 425          | 460             | 495 | 526 | 564 | 600 | 649 | 718 |  |
|  |  | OVERALL DIMENSIONS |                         |         | SEAT DIMENSIONS |     |              | BACK DIMENSIONS |     |     |     |     |     |     |  |
|  |  | W                  | D                       | H       | W               | D   | H            | W               | H   |     |     |     |     |     |  |
|  |  | IN 14              | 14                      | 26.5    | 14              | -   | 21.5-31.5    | -               | -   |     |     |     |     |     |  |
|  |  |                    | MM 356                  | 356     | 673             | 356 | -            | 546-800         | -   | -   |     |     |     |     |  |
|  |  |                    | RTA 00                  |         | 1 per carton    |     |              |                 |     |     |     |     |     |     |  |
|  <p><b>Minotaur - Work Stool</b><br/>COM: N/A<br/>Unit weight: 12 LB   5.5 KG<br/>Carton weight: 16 LB   7.26 KG<br/>Carton volume: 13 FT³   0.36 MT³</p>                             | 360° swivel.<br>5" pneumatic.<br><br>Ergonomic features:<br>C  | List price         |                         | 9611-50 | 472             |     |              |                 |     |     |     |     |     |     |  |
|  |  | OVERALL DIMENSIONS |                         |         | SEAT DIMENSIONS |     |              | BACK DIMENSIONS |     |     |     |     |     |     |  |
|  |  | W                  | D                       | H       | W               | D   | H            | W               | H   |     |     |     |     |     |  |
|  |  | IN -               | -                       | 24.5    | 14              | -   | 15-20        | -               | -   |     |     |     |     |     |  |
|  |  |                    | MM -                    | -       | 622             | 356 | -            | 381-508         | -   | -   |     |     |     |     |  |
|  |  |                    | RTA 00                  |         | 1 per carton    |     |              |                 |     |     |     |     |     |     |  |
|  <p><b>Minotaur - Work Stool</b><br/>COM: N/A<br/>Unit weight: 14 LB   6.4 KG<br/>Carton weight: 22 LB   9.98 KG<br/>Carton volume: 14.5 FT³   0.41 MT³</p>                          | 360° swivel.<br>10" pneumatic.<br><br>Ergonomic features:<br>C | List price         |                         | 9612-50 | 517             |     |              |                 |     |     |     |     |     |     |  |
|  |  | OVERALL DIMENSIONS |                         |         | SEAT DIMENSIONS |     |              | BACK DIMENSIONS |     |     |     |     |     |     |  |
|  |  | W                  | D                       | H       | W               | D   | H            | W               | H   |     |     |     |     |     |  |
|  |  | IN -               | -                       | 31      | 14              | -   | 21.5-31.5    | -               | -   |     |     |     |     |     |  |
|  |  |                    | MM -                    | -       | 787             | 356 | -            | 546-800         | -   | -   |     |     |     |     |  |
|  |  |                    | RTA 00                  |         | 1 per carton    |     |              |                 |     |     |     |     |     |     |  |
|  <p><b>Minotaur - Heavy Duty Bench Stool</b><br/>COM: 0.75 YD   0.69 M<br/>Unit weight: 13 LB   5.9 KG<br/>Carton weight: 17 LB   7.71 KG<br/>Carton volume: 5.5 FT³   0.15 MT³</p> | 360° swivel.<br>10" pneumatic.<br><br>Ergonomic features:<br>C | 9624-50            | -                       | 296     | 316             | 340 | 378          | 413             | 448 | 479 | 517 | 553 | 602 | 671 |  |
|  |  | OVERALL DIMENSIONS |                         |         | SEAT DIMENSIONS |     |              | BACK DIMENSIONS |     |     |     |     |     |     |  |
|  |  | W                  | D                       | H       | W               | D   | H            | W               | H   |     |     |     |     |     |  |
|  |  | IN 16              | 16                      | 27.5    | 14              | -   | 27.5         | -               | -   |     |     |     |     |     |  |
|  |  |                    | MM 406                  | 406     | 699             | 356 | -            | 699             | -   | -   |     |     |     |     |  |
|  |  |                    | RTA 00                  |         | courier         |     | 1 per carton |                 |     |     |     |     |     |     |  |
|  <p><b>Minotaur - Heavy Duty Bench Stool</b><br/>COM: 0.75 YD   0.69 M<br/>Unit weight: 15 LB   6.8 KG<br/>Carton weight: 19 LB   8.62 KG<br/>Carton volume: 5.5 FT³   0.15 MT³</p> | 360° swivel.<br>10" pneumatic.<br><br>Ergonomic features:<br>C | 9632-50            | -                       | 320     | 340             | 364 | 402          | 437             | 472 | 503 | 541 | 577 | 626 | 695 |  |
|  |  | OVERALL DIMENSIONS |                         |         | SEAT DIMENSIONS |     |              | BACK DIMENSIONS |     |     |     |     |     |     |  |
|  |  | W                  | D                       | H       | W               | D   | H            | W               | H   |     |     |     |     |     |  |
|  |  | IN 16              | 16                      | 32.5    | 14              | -   | 32.5         | -               | -   |     |     |     |     |     |  |
|  |  |                    | MM 406                  | 406     | 826             | 356 | -            | 826             | -   | -   |     |     |     |     |  |
|  |  |                    | RTA 00                  |         | courier         |     | 1 per carton |                 |     |     |     |     |     |     |  |



| DESCRIPTION  | FEATURES   | MODEL#                             | STANDARD TEXTILE GRADES |              |                                 |     |         |                               |      |         |
|--|--|------------------------------------|-------------------------|--------------|---------------------------------|-----|---------|-------------------------------|------|---------|
|  <p><b>Minotaur - Task Chair</b><br/>COM: N/A<br/>Unit weight: 22 LB   10 KG<br/>Carton weight: 26 LB   11.79 KG<br/>Carton volume: 13 FT<sup>3</sup>   0.36 MT<sup>3</sup></p>             | 360° swivel.<br>5" pneumatic.<br><br>Ergonomic features:<br>C, E   | List price                         |                         |              |                                 |     |         |                               |      |         |
|  |  | 9662-50                            | 638                     |              |                                 |     |         |                               |      |         |
|  |  | <b>OVERALL DIMENSIONS</b><br>W D H |                         |              | <b>SEAT DIMENSIONS</b><br>W D H |     |         | <b>BACK DIMENSIONS</b><br>W H |      |         |
|  |  | IN                                 | -                       | -            | 32                              | 18  | 16.5-19 | 14-19                         | 16.5 | 16      |
|  |  | MM                                 | -                       | -            | 813                             | 457 | 419-483 | 356-483                       | 419  | 406     |
|  |  | RTA 2                              |                         | 1 per carton |                                 |     |         |                               |      |         |
|  <p><b>Minotaur - Task Stool</b><br/>COM: N/A<br/>Unit weight: 29 LB   13.2 KG<br/>Carton weight: 33 LB   14.97 KG<br/>Carton volume: 13 FT<sup>3</sup>   0.36 MT<sup>3</sup></p>           | 360° swivel.<br>10" pneumatic.<br><br>Ergonomic features:<br>C, E  | List price                         |                         |              |                                 |     |         |                               |      |         |
|  |  | 9663-50                            | 769                     |              |                                 |     |         |                               |      |         |
|  |  | <b>OVERALL DIMENSIONS</b><br>W D H |                         |              | <b>SEAT DIMENSIONS</b><br>W D H |     |         | <b>BACK DIMENSIONS</b><br>W H |      |         |
|  |  | IN                                 | -                       | -            | 42                              | 18  | 16.5-19 | 20-30                         | 16.5 | 16.5    |
|  |  | MM                                 | -                       | -            | 1067                            | 457 | 419-483 | 508-762                       | 419  | 419     |
|  |  | RTA 2                              |                         | 1 per carton |                                 |     |         |                               |      |         |
|  <p><b>Minotaur - Posture Task Chair</b><br/>COM: N/A<br/>Unit weight: 26 LB   11.8 KG<br/>Carton weight: 30 LB   13.61 KG<br/>Carton volume: 13 FT<sup>3</sup>   0.36 MT<sup>3</sup></p>   |  <p><b>ADJUSTMENTS</b><br/>(2) Pneumatic seat height<br/>(3) Back angle<br/>(6) Back/lumbar height</p>                      | List price                         |                         |              |                                 |     |         |                               |      |         |
|  |  | 9664-50                            | 726                     |              |                                 |     |         |                               |      |         |
|  |  | <b>OVERALL DIMENSIONS</b><br>W D H |                         |              | <b>SEAT DIMENSIONS</b><br>W D H |     |         | <b>BACK DIMENSIONS</b><br>W H |      |         |
|  |  | IN                                 | -                       | -            | 32                              | 18  | 16      | 14-19                         | 16.5 | 12.5-19 |
|  |  | MM                                 | -                       | -            | 813                             | 457 | 406     | 356-483                       | 419  | 318-483 |
|  |  | RTA 2                              |                         | 1 per carton |                                 |     |         |                               |      |         |
|  <p><b>Minotaur - Posture Task Stool</b><br/>COM: N/A<br/>Unit weight: 27 LB   12.3 KG<br/>Carton weight: 33 LB   14.97 KG<br/>Carton volume: 13 FT<sup>3</sup>   0.36 MT<sup>3</sup></p> |  <p><b>ADJUSTMENTS</b><br/>(2) Pneumatic seat height<br/>(3) Back angle<br/>(6) Back/lumbar height</p>                    | List price                         |                         |              |                                 |     |         |                               |      |         |
|  |  | 9665-50                            | 855                     |              |                                 |     |         |                               |      |         |
|  |  | <b>OVERALL DIMENSIONS</b><br>W D H |                         |              | <b>SEAT DIMENSIONS</b><br>W D H |     |         | <b>BACK DIMENSIONS</b><br>W H |      |         |
|  |  | IN                                 | -                       | -            | 42                              | 18  | 16      | 20.5-30.5                     | 16.5 | 12.5-19 |
|  |  | MM                                 | -                       | -            | 1067                            | 457 | 406     | 521-775                       | 419  | 318-483 |
|  |  | RTA 2                              |                         | 1 per carton |                                 |     |         |                               |      |         |
|  <p><b>Minotaur - Operator Chair</b><br/>COM: N/A<br/>Unit weight: 29 LB   13.2 KG<br/>Carton weight: 34 LB   15.42 KG<br/>Carton volume: 13 FT<sup>3</sup>   0.36 MT<sup>3</sup></p>     |  <p><b>ADJUSTMENTS</b><br/>(2) Pneumatic seat height<br/>(3) Back angle<br/>(4) Seat angle<br/>(6) Back/lumbar height</p> | List price                         |                         |              |                                 |     |         |                               |      |         |
|  |  | 9666-50                            | 804                     |              |                                 |     |         |                               |      |         |
|  |  | <b>OVERALL DIMENSIONS</b><br>W D H |                         |              | <b>SEAT DIMENSIONS</b><br>W D H |     |         | <b>BACK DIMENSIONS</b><br>W H |      |         |
|  |  | IN                                 | -                       | -            | 32                              | 18  | 17      | 15-20                         | 16.5 | 12.5-19 |
|  |  | MM                                 | -                       | -            | 813                             | 457 | 432     | 381-508                       | 419  | 318-483 |
|  |  | RTA 2                              |                         | 1 per carton |                                 |     |         |                               |      |         |

| DESCRIPTION  | FEATURES   | MODEL#     | STANDARD TEXTILE GRADES |          |                           |          |                        |          |          |                        |         |
|--|--|------------|-------------------------|----------|---------------------------|----------|------------------------|----------|----------|------------------------|---------|
|  <p><b>Minotaur - Operator Stool</b><br/>                     COM: N/A<br/>                     Unit weight: 30 LB   13.6 KG<br/>                     Carton weight: 35 LB   15.88 KG<br/>                     Carton volume: 13 FT<sup>3</sup>   0.36 MT<sup>3</sup></p> |  <p><b>ADJUSTMENTS</b><br/>                     (2) Pneumatic seat height<br/>                     (3) Back angle<br/>                     (4) Seat angle<br/>                     (6) Back/lumbar height</p> | List price |                         |          |                           |          |                        |          |          |                        |         |
|  |  | 9667-50    | 934                     |          |                           |          |                        |          |          |                        |         |
|  |  |            |                         |          | <b>OVERALL DIMENSIONS</b> |          | <b>SEAT DIMENSIONS</b> |          |          | <b>BACK DIMENSIONS</b> |         |
|  |  |            | <b>W</b>                | <b>D</b> | <b>H</b>                  | <b>W</b> | <b>D</b>               | <b>H</b> | <b>W</b> | <b>H</b>               |         |
|  |  |            | IN                      | -        | -                         | 42       | 18                     | 17       | 21-31    | 16.5                   | 12.5-19 |
|  |  |            | MM                      | -        | -                         | 1067     | 457                    | 432      | 533-787  | 419                    | 318-483 |
| Ergonomic features:<br>C, D, F, G  |  |            | <b>RTA 2</b>            |          | 1 per carton              |          |                        |          |          |                        |         |

## INDUSTRIAL ANTI-MICROBIAL - 62



**Anti-Microbial - 62**  
Upholstered chairs have vinyl and an integrated filter applied to the underside of the seat to prevent dust and other contaminants from entering the environment.



model 9602-62





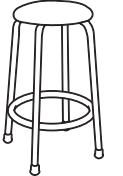

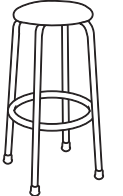

\* image shown is for illustration purposes only.

### STANDARD FEATURES

- \*Anti-Microbial models have a Chrome back upright and polished aluminum base.
- Chrome chip/corrosion/humidity resistant pneumatic lift cylinders and frames.
- Chairs have a 5" Chrome pneumatic cylinder.
- Stools have a 10" Chrome pneumatic cylinder.
- All chairs and stools have Chrome back uprights and frames.
- All bench stools have Chrome frames.
- Five prong, polished aluminum base with **(C10R)** hard surface flooring casters.
- **(C7R)** glides are standard on Minotaur work stools.
- Upholstery options: MorCare™ vinyl (grade 2) only.

### OPTIONAL FEATURES

- For additional arm/caster options, please refer to the Arm and Caster section (page 347, 370). *Optional casters may be priced higher than the standard casters for your chair and the difference will be charged. Lower priced optional casters will not be credited.*

| DESCRIPTION  | FEATURES   | MODEL #            | STANDARD TEXTILE GRADES |   |                 |     |                      |                 |     |     |     |     |     |     |
|--|--|--------------------|-------------------------|---|-----------------|-----|----------------------|-----------------|-----|-----|-----|-----|-----|-----|
|  |  |                    | 1                       | 2   | 3               | 4   | 5                    | 6               | 7   | 8   | 9   | 10  | 11  | 12  |
|  <p><b>Minotaur - Work Stool</b><br/>COM: 0.75 YD   0.69 M<br/>Unit weight: 11 LB   5 KG<br/>Carton weight: 14 LB   6.35 KG<br/>Carton volume: 9.75 FT<sup>3</sup>   0.27 MT<sup>3</sup></p>                | 360° swivel.<br>5" pneumatic.<br><br>Ergonomic features:<br>C  | 9602-62            | -                       | 394   | 414             | 438 | 476                  | 511             | 546 | 577 | 615 | 651 | 700 | 769 |
|  |  | OVERALL DIMENSIONS |                         |   | SEAT DIMENSIONS |     |                      | BACK DIMENSIONS |     |     |     |     |     |     |
|  |  | W                  | D                       | H   | W               | D   | H                    | W               | H   |     |     |     |     |     |
|  |  | IN 14<br>MM 356    | 14<br>356               | 17.5<br>445   | 14<br>356       | -   | 15-20<br>381-508     | -               | -   |     |     |     |     |     |
|  |  |                    | <b>RTA 00</b>           |    | 1 per carton    |     |                      |                 |     |     |     |     |     |     |
|  <p><b>Minotaur - Work Stool</b><br/>COM: 0.75 YD   0.69 M<br/>Unit weight: 13 LB   5.9 KG<br/>Carton weight: 16 LB   7.26 KG<br/>Carton volume: 13 FT<sup>3</sup>   0.36 MT<sup>3</sup></p>               | 360° swivel.<br>10" pneumatic.<br><br>Ergonomic features:<br>C | 9604-62            | -                       | 436   | 456             | 480 | 518                  | 553             | 588 | 619 | 657 | 693 | 742 | 811 |
|  |  | OVERALL DIMENSIONS |                         |   | SEAT DIMENSIONS |     |                      | BACK DIMENSIONS |     |     |     |     |     |     |
|  |  | W                  | D                       | H   | W               | D   | H                    | W               | H   |     |     |     |     |     |
|  |  | IN 14<br>MM 356    | 14<br>356               | 26.5<br>673   | 14<br>356       | -   | 21.5-31.5<br>546-800 | -               | -   |     |     |     |     |     |
|  |  |                    | <b>RTA 00</b>           |  | 1 per carton    |     |                      |                 |     |     |     |     |     |     |
|  <p><b>Minotaur - Heavy Duty Bench Stool</b><br/>COM: 0.75 YD   0.69 M<br/>Unit weight: 13 LB   5.9 KG<br/>Carton weight: 17 LB   7.71 KG<br/>Carton volume: 5.5 FT<sup>3</sup>   0.15 MT<sup>3</sup></p> |  | 9624-62            | -                       | 557   | 577             | 601 | 639                  | 674             | 709 | 740 | 778 | 814 | 863 | 932 |
|  |  | OVERALL DIMENSIONS |                         |   | SEAT DIMENSIONS |     |                      | BACK DIMENSIONS |     |     |     |     |     |     |
|  |  | W                  | D                       | H   | W               | D   | H                    | W               | H   |     |     |     |     |     |
|  |  | IN 16<br>MM 406    | 16<br>406               | 27.5<br>699   | 14<br>356       | -   | 27.5<br>699          | -               | -   |     |     |     |     |     |
|  |  |                    | <b>RTA 00</b>           |  | 1 per carton    |     |                      |                 |     |     |     |     |     |     |
|  <p><b>Minotaur - Heavy Duty Bench Stool</b><br/>COM: 0.75 YD   0.69 M<br/>Unit weight: 15 LB   6.8 KG<br/>Carton weight: 19 LB   8.62 KG<br/>Carton volume: 5.5 FT<sup>3</sup>   0.15 MT<sup>3</sup></p> |  | 9632-62            | -                       | 578   | 598             | 622 | 660                  | 695             | 730 | 761 | 799 | 835 | 884 | 953 |
|  |  | OVERALL DIMENSIONS |                         |   | SEAT DIMENSIONS |     |                      | BACK DIMENSIONS |     |     |     |     |     |     |
|  |  | W                  | D                       | H   | W               | D   | H                    | W               | H   |     |     |     |     |     |
|  |  | IN 16<br>MM 406    | 16<br>406               | 32.5<br>826   | 14<br>356       | -   | 32.5<br>826          | -               | -   |     |     |     |     |     |
|  |  |                    | <b>RTA 00</b>           |  | 1 per carton    |     |                      |                 |     |     |     |     |     |     |

INDUSTRIAL WIPE DOWN - 64



model 9632-64



model 9667-64



**Wipe Down - 64**  
Furniture designed for dry food manufacturers, hospitals and forensic labs requiring regular and immediate clean up of dust, dirt or powder.





\* images shown are for illustration purposes only.

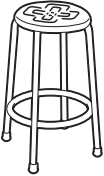

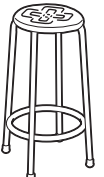




STANDARD FEATURES




- \*Wipe Down models have a Black pneumatic cylinder.
- Minotaur Wipe Down models have comfortable Black, self-skinned urethane (SSU) seats and backs.
- Seating features durable components including heavy gauge steel construction.
- Chip/corrosion/humidity resistant pneumatic lift cylinders and frames.
- Stools have a 5" or 10" Black pneumatic cylinder.
- All chairs have a Chrome back upright.
- All bench stools have Chrome frames.
- Five prong, heavy duty, injection molded fiberglass reinforced Black base with (C10R) hard surface flooring casters.
- Work stools are standard with (C7R) glides.

OPTIONAL FEATURES




- No arms are available for any work stools.
- Work stools are available with optional (C65R) casters, please specify. No upcharge.
- For additional arm/caster options, please refer to the Arm and Caster section (page 347, 370). *Optional casters may be priced higher than the standard casters for your chair and the difference will be charged. Lower priced optional casters will not be credited.*

| DESCRIPTION   | FEATURES   | MODEL #            | STANDARD TEXTILE GRADES |   |                 |   |   |                 |   |
|---|--|--------------------|-------------------------|---|-----------------|---|---|-----------------|---|
|  <p><b>Minotaur - Work Stool</b><br/>COM: N/A<br/>Unit weight: 11 LB   5 KG<br/>Carton weight: 14 LB   6.35 KG<br/>Carton volume: 6.5 FT<sup>3</sup>   0.18 MT<sup>3</sup></p>       | 360° swivel.<br>5" pneumatic.<br><br>Ergonomic features:<br>C  | List price         |                         |   |                 |   |   |                 |   |
|   |  | 9602-64            | 348                     |   |                 |   |   |                 |   |
|   |  | OVERALL DIMENSIONS |                         |   | SEAT DIMENSIONS |   |   | BACK DIMENSIONS |   |
|   |  | W                  | D                       | H | W               | D | H | W               | H |
| IN  |  | 17.5               | 14                      | - | 15-20           | - | - |                 |   |
| MM  |  | 445                | 356                     | - | 381-508         | - | - |                 |   |
|   |  | <b>RTA 00</b>      | 1 per carton            |   |                 |   |   |                 |   |
|  <p><b>Minotaur - Work Stool</b><br/>COM: N/A<br/>Unit weight: 13 LB   5.9 KG<br/>Carton weight: 20 LB   9.07 KG<br/>Carton volume: 9.5 FT<sup>3</sup>   0.26 MT<sup>3</sup></p>    | 360° swivel.<br>10" pneumatic.<br><br>Ergonomic features:<br>C | List price         |                         |   |                 |   |   |                 |   |
|   |  | 9604-64            | 394                     |   |                 |   |   |                 |   |
|   |  | OVERALL DIMENSIONS |                         |   | SEAT DIMENSIONS |   |   | BACK DIMENSIONS |   |
|   |  | W                  | D                       | H | W               | D | H | W               | H |
| IN  |  | 26.5               | 14                      | - | 21.5-31.5       | - | - |                 |   |
| MM  |  | 673                | 356                     | - | 546-800         | - | - |                 |   |
|   |  | <b>RTA 00</b>      | 1 per carton            |   |                 |   |   |                 |   |
|  <p><b>Minotaur - Work Stool</b><br/>COM: N/A<br/>Unit weight: 12 LB   5.5 KG<br/>Carton weight: 19 LB   8.62 KG<br/>Carton volume: 9.5 FT<sup>3</sup>   0.26 MT<sup>3</sup></p>   | 360° swivel.<br>5" pneumatic.<br><br>Ergonomic features:<br>C  | List price         |                         |   |                 |   |   |                 |   |
|   |  | 9611-64            | 394                     |   |                 |   |   |                 |   |
|   |  | OVERALL DIMENSIONS |                         |   | SEAT DIMENSIONS |   |   | BACK DIMENSIONS |   |
|   |  | W                  | D                       | H | W               | D | H | W               | H |
| IN  |  | 24.5               | 14                      | - | 15-20           | - | - |                 |   |
| MM  |  | 622                | 356                     | - | 381-508         | - | - |                 |   |
|   |  | <b>RTA 00</b>      | 1 per carton            |   |                 |   |   |                 |   |
|  <p><b>Minotaur - Work Stool</b><br/>COM: N/A<br/>Unit weight: 14 LB   6.4 KG<br/>Carton weight: 22 LB   9.98 KG<br/>Carton volume: 13.75 FT<sup>3</sup>   0.38 MT<sup>3</sup></p> | 360° swivel.<br>10" pneumatic.<br><br>Ergonomic features:<br>C | List price         |                         |   |                 |   |   |                 |   |
|   |  | 9612-64            | 436                     |   |                 |   |   |                 |   |
|   |  | OVERALL DIMENSIONS |                         |   | SEAT DIMENSIONS |   |   | BACK DIMENSIONS |   |
|   |  | W                  | D                       | H | W               | D | H | W               | H |
| IN  |  | 31                 | 14                      | - | 21.5-31.5       | - | - |                 |   |
| MM  |  | 787                | 356                     | - | 546-800         | - | - |                 |   |
|   |  | <b>RTA 00</b>      | 1 per carton            |   |                 |   |   |                 |   |

| DESCRIPTION   | FEATURES  | MODEL#             | STANDARD TEXTILE GRADES   |              |                 |      |         |                 |   |
|---|---|--------------------|---|--------------|-----------------|------|---------|-----------------|---|
|  <p><b>Minotaur - Heavy Duty Bench Stool</b><br/>COM: N/A<br/>Unit weight: 13 LB   5.9 KG<br/>Carton weight: 17 LB   7.71 KG<br/>Carton volume: 5.5 FT<sup>3</sup>   0.15 MT<sup>3</sup></p> |   | List price         |   |              |                 |      |         |                 |   |
|   |   | 9624-64            | 399   |              |                 |      |         |                 |   |
|   |   | OVERALL DIMENSIONS |   |              | SEAT DIMENSIONS |      |         | BACK DIMENSIONS |   |
|   |   | W                  | D   | H            | W               | D    | H       | W               | H |
| IN  |   | 27.5               | 14  | -            | 27.5            | -    | -       |                 |   |
| MM  |   | 699                | 356   | -            | 699             | -    | -       |                 |   |
|   |   | <b>RTA 00</b>      |  | 1 per carton |                 |      |         |                 |   |
|  <p><b>Minotaur - Heavy Duty Bench Stool</b><br/>COM: N/A<br/>Unit weight: 15 LB   6.8 KG<br/>Carton weight: 19 LB   8.62 KG<br/>Carton volume: 5.5 FT<sup>3</sup>   0.15 MT<sup>3</sup></p> |   | List price         |   |              |                 |      |         |                 |   |
|   |   | 9632-64            | 421   |              |                 |      |         |                 |   |
|   |   | OVERALL DIMENSIONS |   |              | SEAT DIMENSIONS |      |         | BACK DIMENSIONS |   |
|   |   | W                  | D   | H            | W               | D    | H       | W               | H |
| IN  |   | 32.5               | 14  | -            | 32.5            | -    | -       |                 |   |
| MM  |   | 826                | 356   | -            | 826             | -    | -       |                 |   |
|   |   | <b>RTA 00</b>      |  | 1 per carton |                 |      |         |                 |   |
|  <p><b>Minotaur - Task Chair</b><br/>COM: N/A<br/>Unit weight: 22 LB   10 KG<br/>Carton weight: 26 LB   11.79 KG<br/>Carton volume: 13 FT<sup>3</sup>   0.36 MT<sup>3</sup></p>              | 360° swivel.<br>5" pneumatic.<br><br>Ergonomic features:<br>C, E  | List price         |   |              |                 |      |         |                 |   |
|   |   | 9662-64            | 557   |              |                 |      |         |                 |   |
|   |   | OVERALL DIMENSIONS |   |              | SEAT DIMENSIONS |      |         | BACK DIMENSIONS |   |
|   |   | W                  | D   | H            | W               | D    | H       | W               | H |
| IN  |   | 32                 | 18  | 16.5-19      | 14-19           | 16.5 | 16      |                 |   |
| MM  |   | 813                | 457   | 419-483      | 356-483         | 419  | 406     |                 |   |
|   |   | <b>RTA 2</b>       | 1 per carton  |              |                 |      |         |                 |   |
|  <p><b>Minotaur - Task Stool</b><br/>COM: N/A<br/>Unit weight: 29 LB   13.2 KG<br/>Carton weight: 33 LB   14.97 KG<br/>Carton volume: 13 FT<sup>3</sup>   0.36 MT<sup>3</sup></p>          | 360° swivel.<br>10" pneumatic.<br><br>Ergonomic features:<br>C, E | List price         |   |              |                 |      |         |                 |   |
|   |   | 9663-64            | 690   |              |                 |      |         |                 |   |
|   |   | OVERALL DIMENSIONS |   |              | SEAT DIMENSIONS |      |         | BACK DIMENSIONS |   |
|   |   | W                  | D   | H            | W               | D    | H       | W               | H |
| IN  |   | 42                 | 18  | 16.5-19      | 20-30           | 16.5 | 16.5    |                 |   |
| MM  |   | 1067               | 457   | 419-483      | 508-762         | 419  | 419     |                 |   |
|   |   | <b>RTA 2</b>       | 1 per carton  |              |                 |      |         |                 |   |
|  <p><b>Minotaur - Posture Task Chair</b><br/>COM: N/A<br/>Unit weight: 26 LB   11.8 KG<br/>Carton weight: 30 LB   13.61 KG<br/>Carton volume: 13 FT<sup>3</sup>   0.36 MT<sup>3</sup></p>  | 360° swivel.<br>5" pneumatic.<br><br>Ergonomic features:<br>C, D  | List price         |   |              |                 |      |         |                 |   |
|   |   | 9664-64            | 647   |              |                 |      |         |                 |   |
|   |   | OVERALL DIMENSIONS |   |              | SEAT DIMENSIONS |      |         | BACK DIMENSIONS |   |
|   |   | W                  | D   | H            | W               | D    | H       | W               | H |
| IN  |   | 32                 | 18  | 16           | 14-19           | 16.5 | 12.5-19 |                 |   |
| MM  |   | 813                | 457   | 406          | 356-483         | 419  | 318-483 |                 |   |
|   |   | <b>RTA 2</b>       | 1 per carton  |              |                 |      |         |                 |   |

| DESCRIPTION  | FEATURES   | MODEL#             | STANDARD TEXTILE GRADES |     |                 |      |         |                 |   |
|--|--|--------------------|-------------------------|-----|-----------------|------|---------|-----------------|---|
|  <p><b>Minotaur - Posture Task Stool</b><br/>                     COM: N/A<br/>                     Unit weight: 27 LB   12.3 KG<br/>                     Carton weight: 33 LB   14.97 KG<br/>                     Carton volume: 13 FT<sup>3</sup>   0.36 MT<sup>3</sup></p> | 360° swivel<br>10" pneumatic.<br><br>Ergonomic features:<br>C, D       | List price         |                         |     |                 |      |         |                 |   |
|  |  | 9665-64            | 778                     |     |                 |      |         |                 |   |
|  |  | OVERALL DIMENSIONS |                         |     | SEAT DIMENSIONS |      |         | BACK DIMENSIONS |   |
|  |  | W                  | D                       | H   | W               | D    | H       | W               | H |
| IN   |  | 42                 | 18                      | 16  | 20.5-30.5       | 16.5 | 12.5-19 |                 |   |
| MM   |  | 1067               | 457                     | 406 | 521-775         | 419  | 318-483 |                 |   |
|  |  | <b>RTA 2</b>       | 1 per carton            |     |                 |      |         |                 |   |
|  <p><b>Minotaur - Operator Chair</b><br/>                     COM: N/A<br/>                     Unit weight: 29 LB   13.2 KG<br/>                     Carton weight: 34 LB   15.42 KG<br/>                     Carton volume: 13 FT<sup>3</sup>   0.36 MT<sup>3</sup></p>     | 360° swivel<br>5" pneumatic.<br><br>Ergonomic features:<br>C, D, F, G  | List price         |                         |     |                 |      |         |                 |   |
|  |  | 9666-64            | 726                     |     |                 |      |         |                 |   |
|  |  | OVERALL DIMENSIONS |                         |     | SEAT DIMENSIONS |      |         | BACK DIMENSIONS |   |
|  |  | W                  | D                       | H   | W               | D    | H       | W               | H |
| IN   |  | 32                 | 18                      | 17  | 15-20           | 16.5 | 12.5-19 |                 |   |
| MM   |  | 813                | 457                     | 432 | 381-508         | 419  | 318-483 |                 |   |
|  |  | <b>RTA 2</b>       | 1 per carton            |     |                 |      |         |                 |   |
|  <p><b>Minotaur - Operator Stool</b><br/>                     COM: N/A<br/>                     Unit weight: 30 LB   13.6 KG<br/>                     Carton weight: 35 LB   15.88 KG<br/>                     Carton volume: 13 FT<sup>3</sup>   0.36 MT<sup>3</sup></p>     | 360° swivel<br>10" pneumatic.<br><br>Ergonomic features:<br>C, D, F, G | List price         |                         |     |                 |      |         |                 |   |
|  |  | 9667-64            | 855                     |     |                 |      |         |                 |   |
|  |  | OVERALL DIMENSIONS |                         |     | SEAT DIMENSIONS |      |         | BACK DIMENSIONS |   |
|  |  | W                  | D                       | H   | W               | D    | H       | W               | H |
| IN   |  | 42                 | 18                      | 17  | 21-31           | 16.5 | 12.5-19 |                 |   |
| MM   |  | 1067               | 457                     | 432 | 533-787         | 419  | 318-483 |                 |   |
|  |  | <b>RTA 2</b>       | 1 per carton            |     |                 |      |         |                 |   |

# INDUSTRIAL CASTER SELECTIONS

|   | MODEL # | MODEL NAME  | COLOR                         | FLOORING                | QUANTITY | LIST PRICE   |
|---|---------|---|-------------------------------|-------------------------|----------|--------------|
|  | C7RSET  | <b>Non-slip glide</b><br>Allows base to remain at caster height.<br><br><b>Standard on Industrial, Anti-Microbial and Wipe Down Minotaur work stools.</b> | Black                         | vinyl, marble, hardwood | Set of 5 | <b>\$96</b>  |
|  | C10RSET | <b>Integrated hard floor caster</b><br>2" dual wheel caster.<br>Hooded, large collar.<br><br><b>Standard on Industrial and Wipe Down Minotaur stools.</b> | Black<br>Grey urethane treads | vinyl, marble, hardwood | Set of 5 | <b>\$104</b> |
|  | C65RSET | <b>Integrated hard floor caster</b><br>2" dual wheel caster.<br>Hooded, standard collar.  | Black<br>Grey urethane treads | vinyl, marble, hardwood | Set of 5 | <b>\$96</b>  |

## INDUSTRIAL CASTERS NOTES:

- The casters shown above are sold in sets for replacement purposes. This list price can also be used to calculate the upcharge to change casters at time of ordering a chair. Optional casters may be priced higher than the standard casters for your chair and the difference will be charged. Lower priced casters will not be credited.
- Industrial casters are not suitable for use on standard Global seating products.
- All casters are not appropriate for all flooring surfaces. Please consult with your sales representative or Global Customer Service representative for special situations that can be verified with the caster manufacturer. Alternate casters, if needed, may require an upcharge.

**PLEASE SPECIFY ALL SUBSTITUTIONS AND OPTIONS.**



# textiles and finishes

## Care and Cleaning

### Textiles

**Fabrics:** To extend the life of your seating upholstered in fabric, regularly dust the chair to prevent airborne particles from penetrating the fabric surface.

For light soiling, use a damp cloth and blot the spot with very light pressure, taking care never to soak the fabric. Dry with a clean cloth by blotting - never rub fabric. More intense stains can be treated the same way, but with a mild detergent. Always test fabric first in an unseen area before using any cleaning method.

**Leather:** For regular cleaning, simply use a soft damp cloth, taking care not to soak the leather. For more thorough treatment, soak a soft cloth in a mild soap solution and wipe surface in a light circular motion. Repeat with clean water. Allow to dry and polish with a soft dry cloth. Do not use detergents, aerosol sprays or other polishes.

### Hard Surfaces

**Laminate & paint metal finishes:** Wipe the surface with a clean soft damp cloth; if needed, a mild soap solution (i.e. Ivory dishwashing liquid) can be used. To prevent streaks, dry the surface with a clean dry soft cloth moving in a circular motion.

---

### Textiles

- **Water-based cleaner (W):** Spot clean, using the foam only from a water-based cleaning agent, such as a mild detergent or non-solvent upholstery shampoo product. Apply foam with a soft brush in a circular motion. Vacuum when dry. Pretest small area before proceeding.
- **Solvent cleaner (S):** Spot clean, using a mild water-free solvent or dry cleaning product. Clean only in a well-ventilated room and avoid any product containing carbon tetrachloride or other toxic materials. Pretest a small area before proceeding.
- **Water/solvent cleaner (WS):** Spot clean with a mild solvent, an upholstery shampoo, or the foam from a mild detergent. When using a solvent or dry cleaning product, follow instructions carefully and clean only in a well-ventilated room. Avoid any product that contains carbon tetrachloride or other toxic materials. With either method, pretest a small area before proceeding.
- **Vacuum only (X):** Clean this fabric only by vacuuming or light brushing to prevent accumulation of dust and grime. Water-based foam cleaning agents of any kind may cause excessive shrinking, staining, or distortion of the surface pile and therefore, should not be used.
- **Crypton cleaning (C):** Generally stains are removed with plain water and powdered enzyme detergent. Upholstery foam shampoo, water-based cleaning products and germicidal detergents can be used. Be sure to remove all residue from cleaning products with clean water. Do not use solvent-based cleaners or dry cleaning products.
- These recommendations and codes were developed by fabric specialists. However, because of the various ways fabric can be stained or damaged, there is no guarantee that the results will be completely successful. Use suggested methods on your own responsibility. To help prevent overall soil, frequent vacuuming or light brushing to remove dust and grime is recommended. Use professional furniture cleaning service when overall soiled condition has been reached.



# TEXTILES AND FINISHES

## Carded Textiles

|          |   |
|----------|---|
| Grade 1  | Bantam, Carrera, Dobby, Fusion, Illusion, Jenny, Quilt, Terrace, Trak, Urban, Waterfall, Wavelength   |
| Grade 2  | Allante FRee, Arc, Aristo, Elevate, Etch, Imprint, Luxhide, Release, Verve, Vitality  |
| Grade 3  | Bobby, Canter EPU, Grid, Guild, Nomad   |
| Grade 4  | Abbey, Align, Beeline EPU, California, Continuum, Fedora, Graph, Gridley, Manner, Merit, Messenger, Metric, Mode, Montana, Murmur, Optic, Rocket, Sierra GC, Ulster, Woolish                |
| Grade 5  | Beta, Cinema, Cosmopolitain, Cover Cloth, Cross Dye, Digi Tweed, Endurance EPU, Eon EPU, Groove EPU, Keynote, Lavish, Lens, Magnify, Mark, Otto, Percept, Pip, Solitaire, Stimuli, Whit EPU |
| Grade 6  | Faux Felt, Flock, Isabella, Novaro (leather), Pause, Sherlock, Stroll   |
| Grade 7  | Affinity, Brisa, Brisa Distressed, Channel, Everywhere Texture, Hush, Kit, Linnen, Luster, Lyre, Moon Beam 2, Odyssey, Oath, Palatine 2, Pleat, Synergy, Ultraleather                       |
| Grade 8  | Dapple, Katano, Rainwater, Reflector, Silica, Silica Etch, Silicone Element, Ultraleather Pro, Ultraleather Reef Pro  |
| Grade 9  | Birch Bark Plaid, Grid, Inkling, Itajime, Motif, Metal Strips, Silica Andy, Silica Stride   |
| Grade 10 | Net, Prescott Leather, Silica Cusp, Silica Hiatus, Spokes   |
| Grade 11 | Lena (leather), Lumi, Sierra (leather), Silica Deflect, Silica Reach, Subdivide   |
| Grade 12 | No standard Global textiles - provided for grading GPM (Global purchased material, customer specified) textiles   |
| Grade 13 | Sail (Designtex) pricing available on website ( <a href="#">Build-It tool</a> ) or <a href="#">price list calculator</a>  |

## Two Grade Combination Chart

### FIRST TEXTILE SELECTED

|                         |    | 1  | 2  | 3  | 4  | 5  | 6  | 7  | 8  | 9  | 10 | 11 | 12 | 13 | 14 |  |
|-------------------------|----|----|----|----|----|----|----|----|----|----|----|----|----|----|----|--|
| SECOND TEXTILE SELECTED | 1  | 1  |    |    |    |    |    |    |    |    |    |    |    |    |    |  |
|                         | 2  | 2  | 2  |    |    |    |    |    |    |    |    |    |    |    |    |  |
|                         | 3  | 3  | 3  | 3  |    |    |    |    |    |    |    |    |    |    |    |  |
|                         | 4  | 3  | 4  | 4  | 4  |    |    |    |    |    |    |    |    |    |    |  |
|                         | 5  | 4  | 4  | 5  | 5  | 5  |    |    |    |    |    |    |    |    |    |  |
|                         | 6  | 5  | 5  | 5  | 6  | 6  | 6  |    |    |    |    |    |    |    |    |  |
|                         | 7  | 5  | 6  | 6  | 6  | 7  | 7  | 7  |    |    |    |    |    |    |    |  |
|                         | 8  | 6  | 6  | 7  | 7  | 7  | 8  | 8  | 8  |    |    |    |    |    |    |  |
|                         | 9  | 7  | 7  | 7  | 8  | 8  | 8  | 9  | 9  | 9  |    |    |    |    |    |  |
|                         | 10 | 8  | 8  | 8  | 8  | 9  | 9  | 9  | 10 | 10 | 10 |    |    |    |    |  |
|                         | 11 | 9  | 9  | 9  | 9  | 9  | 10 | 10 | 10 | 11 | 11 | 11 |    |    |    |  |
|                         | 12 | 10 | 10 | 10 | 10 | 10 | 10 | 11 | 11 | 11 | 12 | 12 | 12 |    |    |  |
|                         | 13 | 11 | 11 | 11 | 11 | 11 | 11 | 12 | 12 | 12 | 12 | 13 | 13 | 13 |    |  |
|                         | 14 | 11 | 11 | 12 | 12 | 12 | 12 | 12 | 13 | 13 | 13 | 13 | 14 | 14 | 14 |  |

Combining two textile grades on Global seating will result in the revised grade shown above.

- Assumptions: Two or more chairs are being ordered, there are no textile pattern repeats larger than 15" and the textile is at least 54" wide.
- A picture or sketch of where the two textiles are to be applied must be provided at time of order.
- This chart cannot be used for combining more than two textiles, a special quotation will be required for combining three or more textiles.

**Tackboard Textiles**

Anchorage  
 Brinx  
 Lola  
 Global seating textiles\*

\* Contact Customer Service for pricing

**FINISHES**

**Seating Finishes - Metal** *For available leg frame finishes for each seating series, please see page 374*

|                      |                   |                      |                 |                |                |
|----------------------|-------------------|----------------------|-----------------|----------------|----------------|
| Antique Copper (ACO) | Black (TBL)       | Brushed Chrome (BCH) | Buzz Blue (TBZ) | Cactus (TCC)   | Carrot (TCR)   |
| Cloud (TIV)          | Chrome (CHM)      | Designer White (TDW) | Dijon (TDJ)     | Eggplant (TEG) | Fog (TFO)      |
| Frost (TFR)          | Ink (TIN)         | Kalua (TKA)          | Latte (TLA)     | Mocha (TMO)    | Nevada (TNE)   |
| Sand (TSN)           | Satin Brass (SBR) | Scarlet (TSR)        | Shadow (TSH)    | Toast (TOA)    | Tungsten (TTU) |

**Seating Finishes - Plastic** *(Bakhita\*, Duet, Duet Tables, Popcorn, Sonic, Spyker\* and Stream)*

|              |                 |              |               |              |             |
|--------------|-----------------|--------------|---------------|--------------|-------------|
| Alloy (ALY)* | Buzz Blue (BZB) | Cactus (CCT) | Carrot (CRO)  | Char (CHA)*  | Cloud (IVC) |
| Dijon (DJN)  | Eggplant (EGP)  | Fog (FOG)    | Frost (FRO)   | Ink (INK)    | Latte (LAB) |
| Milk (MLK)*  | Night (BLK)     | Sand (SND)   | Scarlet (SAR) | Shadow (SHW) |             |

**Seating Finishes - Wood**

*Seating finishes will not necessarily match Casegoods finishes; Seating and Casegoods finishes use different wood species and are manufactured at multiple locations.*

|                     |                   |                    |                      |                        |                     |
|---------------------|-------------------|--------------------|----------------------|------------------------|---------------------|
| Absolute (AAM)      | Black (BKM)       | Cherry (ACM)       | Charcoal Java (CJM)* | Empire Mahogany (EMM)* | English Oak (EOM)   |
| Espresso Cafe (ECM) | Fruitwood (TFM)   | Gray (HGM)         | Harvest Oak (HOM)*   | Honey (AHM)            | Jet Onyx (JOM)*     |
| Light Honey (LHM)*  | Mahogany (TMM)    | Maple (AVM)        | Medium Walnut (MWM)  | Natural Walnut (NLW)   | Night (ASM)         |
| Noce Biondo (NBM)   | Noce Grigio (NGM) | Noce Leggero (NEM) | Noce Medio (NMM)     | Sandy Beach (SBM)*     | Shaker Cherry (SKM) |
| Silver Oak (SOM)*   | Walnut (TWM)      | WC Cream (WTM)     | White (WHM)          | Winter Cherry (WCM)    |                     |

\*Available on Calidon series only.

**Desks, Workstations, Tables and Accessories - Laminate**

|                       |                      |                       |                     |                          |                      |
|-----------------------|----------------------|-----------------------|---------------------|--------------------------|----------------------|
| Absolute Acajou (ACJ) | Asian Night (ASN)    | Avant Cherry (AWC)    | Avant Honey (AWH)   | Black (BLK)              | Brushed Cobalt (BRC) |
| Clear Maple (CMB)     | Dark Espresso (DES)  | Designer White (DWT)  | Fashionista (FAS)   | First Class (FCL)        | Hayden Grey (HGT)    |
| Noce Biondo (NBL)     | Noce Grigio (NGL)    | Noce Leggero (NEL)    | Noce Medio (NML)    | Quartered Mahogany (QTM) | Sheer Beauty (SBY)   |
| Storm Grey (SOG)      | Walnut Heights (WHE) | White Chocolate (WHC) | Winter Cherry (WCR) | Writable surface (WRW)*  |                      |

\*Available on Zook series only

**Solid Wood and Laminate Coordinating Colors**

**Solid Wood Colors**

Absolute (AAM)  
 Black (BKM)  
 Cherry (ACM)  
 Espresso Cafe (ECM)  
 Fruitwood (TFM)  
 Gray (HGM)  
 Honey (AHM)  
 Mahogany (TMM)  
 Maple (AVM)  
 Medium Walnut (MWM)  
 Night (ASM)  
 Noce Biondo (NBM)  
 Noce Grigio (NGM)  
 Noce Leggero (NEM)  
 Noce Medio (NMM)  
 Walnut (TWM)  
 WC Cream (WTM)  
 White (WHM)  
 Winter Cherry (WCM)

**Laminate Colors**

Absolute Acajou (ACJ)  
 Black (BLK)  
 Avant Cherry (AWC)  
 Dark Espresso (DES)  
 Hayden Grey (HGT)  
 Avant Honey (AWH)  
 Quartered Mahogany (QTM)  
 Clear Maple (CMB)  
 Asian Night (ASN)  
 Noce Biondo (NBL)  
 Noce Grigio (NGL)  
 Noce Leggero (NEL)  
 Noce Medio (NML)  
 White Chocolate (WHC)  
 Designer White (DWT)  
 Winter Cherry (WCR)

**File Finishes - Standard**

|                      |             |                     |                   |              |                              |
|----------------------|-------------|---------------------|-------------------|--------------|------------------------------|
| Black (BLK)          | Bone (BNE)  | Business Grey (BGR) | Charcoal (CHR)    | Claret (CLT) | Desert Putty (DPT)           |
| Designer White (DWT) | Fog (FOG)   | Grey (GRY)          | Ice (ICE)         | Ivory (IVR)  | Light Grey (LGRI)            |
| Metro (MET)          | Moss (MOS)  | Navy (NVY)          | Nevada (NEV)      | Oyster (OYS) | Sky (SKY)                    |
| Silver (SIL)         | Stone (STN) | Storm Grey (SGR)    | Tahiti Sand (TSA) | Taupe (TPE)  | Tungsten (TUN)*              |
| Willow (WIL)         |             |                     |                   |              | <i>*10% upcharge applies</i> |

**File Finishes - Textured**

|                    |                |                      |             |                 |
|--------------------|----------------|----------------------|-------------|-----------------|
| Black Coffee (BKC) | Blizzard (BZD) | Dark Chocolate (T19) | Mocha (MCH) | Stonedust (SDT) |
|--------------------|----------------|----------------------|-------------|-----------------|

# METAL LEG, FRAME + BASE FINISH CHART

|   | paint finishes |          |   |       |       |       |       |                |   |     |       |      |       |       |        |         |        |           |          | plated finishes |        |                |                         |                |  |  |  |
|---|----------------|----------|---|-------|-------|-------|-------|----------------|---|-----|-------|------|-------|-------|--------|---------|--------|-----------|----------|-----------------|--------|----------------|-------------------------|----------------|--|--|--|
|   | Black          | Tungsten | Shadow  | Latte | Mocha | Kalua | Toast | Designer White | Nevada  | Fog | Cloud | Sand | Frost | Dijon | Carrot | Scarlet | Cactus | Buzz Blue | Eggplant | Ink             | Chrome | Brushed Chrome | Satin Brass             | Antique Copper |  |  |  |
| OLD FINISH CODE                           | BLK            | TUN      | SHW   | LAB   | J52   | KAL   | TOA   | DWT            | NEV   | FOG | IVC   | -    | -     | -     | -      | -       | -      | -         | -        | -               | CH     | BSC            | -                       | -              |  |  |  |
| NEW FINISH CODE                           | TBL            | TTU      | TSH   | TLA   | TMO   | TKA   | TOA   | TDW            | TNE   | TFO | TIV   | TSN  | TFR   | TDJ   | TCR    | TSR     | TCC    | TBZ       | TEG      | TIN             | CHM    | BCH            | SBR                     | ACO            |  |  |  |
| <b>GUEST SEATING</b>                      |                |          |   |       |       |       |       |                |   |     |       |      |       |       |        |         |        |           |          |                 |        |                |                         |                |  |  |  |
| Caprice                                   | •              | •        | •   | •     | •     | •     | •     | •              | •   | •   | •     | •    | •     | •     | •      | •       | •      | •         | •        | •               | •*     | •*             | •*                      | •*             |  |  |  |
| Comet                                     | •              | •        | •   | •     | •     | •     | •     | •              | •   | •   | •     | •    | •     | •     | •      | •       | •      | •         | •        | •               | •*     |                |                         |                |  |  |  |
| Diplomat                                  | •              | •        | •   |       |       |       |       |                |   |     |       |      |       |       |        |         |        |           |          |                 | •*     |                |                         |                |  |  |  |
| Key                                       | •              | •        | •   |       |       |       |       |                |   |     |       |      |       |       |        |         |        |           |          |                 | •      |                |                         |                |  |  |  |
| Lite                                      | •              | •        | •   | •     | •     | •     | •     | •              | •   | •   | •     | •    | •     | •     | •      | •       | •      | •         | •        | •               | •*     | •*             | •*                      | •*             |  |  |  |
| Locust                                    | •              | •        | •   |       |       |       |       |                |   |     |       |      |       |       |        |         |        |           |          |                 | •      |                |                         |                |  |  |  |
| Marche                                    | •              | •        |   |       |       |       |       |                |   |     |       |      |       |       |        |         |        |           |          |                 | •*     | •*             |                         |                |  |  |  |
| Moda (four leg)                           | •*             | •*       | <i>Also available in three woodgrain patterns</i>     |       |       |       |       |                |   |     |       |      |       |       |        |         |        |           |          |                 |        | •              |                         |                |  |  |  |
| Sas                                       | •              | •        |   |       |       |       |       | •              |   |     |       |      |       |       |        |         |        |           |          |                 | •*     |                |                         |                |  |  |  |
| Sidero                                    | •              | •        | •   | •     | •     | •     | •     | •              | •   | •   | •     | •    | •     |       |        |         |        |           |          |                 | •*     |                |                         |                |  |  |  |
| Solo (models 5225 + 5226)                 | •              | •        |   |       |       |       |       |                |   |     |       |      |       |       |        |         |        |           |          |                 | •*     |                |                         |                |  |  |  |
| Supra                                     | •              | •        | <i>Task bases also available in polished aluminum</i> |       |       |       |       |                |   |     |       |      |       |       |        |         |        |           |          |                 |        | •*             | <i>(armchairs only)</i> |                |  |  |  |
| Twilight                                  | •              | •        |   |       |       |       |       |                |   |     |       |      |       |       |        |         |        |           |          |                 | •*     |                |                         |                |  |  |  |
| Tye (armchair)                            | •              | •        |   |       |       |       |       |                |   |     |       |      |       |       |        |         |        |           |          |                 | •*     |                |                         |                |  |  |  |
| <b>STACKING/NESTING CHAIRS</b>            |                |          |   |       |       |       |       |                |   |     |       |      |       |       |        |         |        |           |          |                 |        |                |                         |                |  |  |  |
| Duet (sled bases)                         |                |          |   |       |       |       |       |                |   |     |       |      |       |       |        |         |        |           |          |                 | •      |                |                         |                |  |  |  |
| Moda (stacking)                           |                |          |   |       |       |       |       |                |   |     |       |      |       |       |        |         |        |           |          |                 | •      |                |                         |                |  |  |  |
| Popcorn (sled bases)                      |                |          |   |       |       |       |       |                |   |     |       |      |       |       |        |         |        |           |          |                 | •      |                |                         |                |  |  |  |
| Rebound                                   | •              | •        | •   | •     | •     | •     | •     | •              | •   | •   | •     | •    | •     | •     | •      | •       | •      | •         | •        | •               | •*     | •*             | •*                      | •*             |  |  |  |
| Roma Nester                               | •              | •        | •   |       |       |       |       |                |   |     |       |      |       |       |        |         |        |           |          |                 | •*     |                |                         |                |  |  |  |
| Sonic (four leg + sled bases)             | •              | •        | •   | •     | •     | •     | •     | •              | •   | •   | •     | •    | •     | •     | •      | •       | •      | •         | •        | •               | •      |                |                         |                |  |  |  |
| Spritz (four leg bases)                   | •              | •        | •   |       |       |       |       |                |   |     |       |      |       |       |        |         |        |           |          |                 | •*     |                |                         |                |  |  |  |
| Stream (multi-purpose)                    | •              | •        | •   | •     | •     | •     | •     | •              | •   | •   | •     | •    | •     | •     | •      | •       | •      | •         | •        | •               | •*     | •*             | •*                      | •*             |  |  |  |
| Vion (multi-purpose)                      | •              | •        | •   |       |       |       |       |                |   | •   |       |      |       |       |        |         |        |           |          |                 | •*     |                |                         |                |  |  |  |
| Zoma                                      | •              | •        | •   |       |       |       |       |                |   |     |       |      |       |       |        |         |        |           |          |                 | •*     |                |                         |                |  |  |  |
| <b>LOUNGE SEATING</b>                     |                |          |   |       |       |       |       |                |   |     |       |      |       |       |        |         |        |           |          |                 |        |                |                         |                |  |  |  |
| Ballara                                   | •              | •        |   |       |       |       |       | •              |   |     |       |      |       |       |        |         |        |           |          |                 | •*     | •*             |                         |                |  |  |  |
| Citi (seating + tables)                   | •              | •        |   |       |       |       |       |                |   |     |       |      |       |       |        |         |        |           |          |                 | •*     |                |                         |                |  |  |  |
| Citi Square                               | •              | •        | •   | •     | •     | •     | •     | •              | •   | •   | •     | •    | •     | •     | •      | •       | •      | •         | •        | •               | •*     | •*             | •*                      | •*             |  |  |  |
| Drift (sled base seating + tables)        | •              | •        | •   | •     | •     | •     | •     | •              | •   | •   | •     | •    | •     | •     | •      | •       | •      | •         | •        | •               | •*     |                |                         |                |  |  |  |
| Jeo (pedestal bases on chairs and tables) |                |          |   |       |       |       |       |                |   |     |       |      |       |       |        |         |        |           |          |                 | •      | •              |                         |                |  |  |  |
| Jeo (armchair, model 8437)                | •              | •        |   |       |       |       |       | •              |   |     |       |      |       |       |        |         |        |           |          |                 | •*     | •*             |                         |                |  |  |  |
| ML  | •              | •        |   |       |       |       |       | •              |   |     |       |      |       |       |        |         |        |           |          |                 | •      | •              |                         |                |  |  |  |
| ML Park                                   | •              | •        |   |       |       |       |       | •              | <i>Also available in polished aluminum (ALU) and brushed aluminum (BAL)</i> |     |       |      |       |       |        |         |        |           |          |                 |        |                |                         |                |  |  |  |
| River                                     | •              | •        | •   | •     | •     | •     | •     | •              | •   | •   | •     | •    | •     |       |        |         |        |           |          |                 | •      |                |                         |                |  |  |  |
| River+ (legs)                             | •              | •        | •   | •     | •     | •     | •     | •              | •   | •   | •     | •    | •     |       |        |         |        |           |          |                 | •      |                |                         |                |  |  |  |
| Sirena (table legs)                       | •              | •        |   |       |       |       |       |                |   |     |       |      |       |       |        |         |        |           |          |                 |        |                |                         |                |  |  |  |
| Venture                                   | •              | •        |   |       |       |       |       |                |   |     |       |      |       |       |        |         |        |           |          |                 | •      |                |                         |                |  |  |  |
| Wind                                      | •              | •        | •   | •     | •     | •     | •     | •              | •   | •   | •     | •    | •     | •     | •      | •       | •      | •         | •        | •               | •      | •*             | •*                      | •*             |  |  |  |
| Wind Linear                               | •              | •        | •   | •     | •     | •     | •     | •              | •   | •   | •     | •    | •     | •     | •      | •       | •      | •         | •        | •               | •      | •*             | •*                      | •*             |  |  |  |

\* Upcharge required for this finish selection.

**BELOW YOU WILL FIND GENERAL INFORMATION ON PLACING COM (CUSTOMER'S OWN MATERIAL) OR GPM (GLOBAL PURCHASES CUSTOMER'S MATERIAL) ORDERS. PLEASE FOLLOW THESE STEPS TO ENSURE YOUR ORDER IS PROCESSED QUICKLY.**

1. You can access the Customer's Own Material (COM) order form from the Dealer Centre or directly at <https://www.globalfurnituregroupapps.com/COMForm>.
2. Fill out the "COM/GPM AUTHORIZATION FORM" with all appropriate information:
  - Enter the dealership name, address, contact name, phone number and email address.
  - Enter fabric name/color and mill/manufacturer name (mandatory fields).
  - Enter the chair model and quantity of chairs for the fabric to be used on. You must also select the fabric direction for the seat and the back by clicking on the chair image and then selecting the direction. If you make a mistake with the direction you can click on the "here" text under the image.
3. Once you have entered all the information on the form, click "Submit" at the bottom of the screen. You will receive a copy of the form by email and a reference number for your records. The Fabric Department at Global will also get a copy.
4. Once the Fabric Department reviews the form, you may be asked to provide a sample of the fabric for approval. This will apply for any fabrics that have not been approved in the past.

**Please mail the sample to:**

Fabric Coordinator  
596 Supertest Road  
Toronto, Ontario  
M3J 2M6

5. The Fabric Department will review your application and they will either approve or deny it. Once the request is approved, you will receive an email containing the approval with the fabric code and the amount of fabric yards to send in. There is also a label with a barcode for the sender to attach to the fabric coming in.

**All Canadian and international customers**, send to:

Global Upholstery Co. Inc.  
596 Supertest Road  
Toronto, Ontario  
M3J 2M6

*Global reserves the right to reject a textile if it is found unacceptable for any reason.*

**COM / GPM(special) AUTHORIZATION REQUEST/TRACKING FORM**

**CUSTOMER INFORMATION** (To be filled by the Dealer) *Use one form per fabric*  
*Note: Incomplete information may delay or prevent approval*

Dealer/Company Name:  Email:

Address:  City:  Postal Code:

Contact Name:  Phone:

PO#:  Contract #:  Date:

Design Specifier of Record (often requested by Mill for Sales Commissions):

---

**FABRIC INFORMATION**

1. Fabric Name (series/style):   
Fabric color name and description (including specifically designed):

2. Mill/Manufacturer name:  Mill phone#:   
Website address (if available):

3. Specified fabric's country of origin (if available):

4. Fabric Specification/data sheet (if available please upload and disregard step 5 Attached?)  
 Yes, skip Step #5.  No, complete Step #5.

5. Fabric content (% Cotton, % Polyester, etc.):

Fabric Width:  Pattern Repeat: Warp:  Fill:

Railroaded?  Yes  No FR Chemical?  Yes  No

---

**FABRIC APPLICATION INFORMATION**

| Chair Model          | Qty.                 | Multi Fabric:   | Special Instructions for CS and buyer | Special Instruction (e.g. reverse side, off directional material pattern, sealed seam, moisture barrier etc.)   |
|----------------------|----------------------|---|---------------------------------------|---|
| <input type="text"/> | <input type="text"/> | Yes <input type="radio"/> (Drawing attached)<br>No <input checked="" type="radio"/> | <input type="text"/>                  | Sealed seam: Yes <input type="radio"/> No <input checked="" type="radio"/><br>Off Directional read the pattern: Yes <input type="radio"/> No <input checked="" type="radio"/><br>Moisture barrier: Yes <input type="radio"/> No <input checked="" type="radio"/><br>Inside out: Yes <input type="radio"/> No <input checked="" type="radio"/><br>Other options: Yes <input type="radio"/> No <input checked="" type="radio"/> |

---

**FABRIC DIRECTION**

New fabric request

Attach fabric sample (12" x width of fabric roll) in correct direction and side

Previously approved fabric


Previous Global Approval/order #

Attach textile sample (8"x8" swatch) in correct direction and side

CANADIAN AND INTERNATIONAL CUSTOMER  
Mail to: Fabric Coordinator, 596 Supertest Road, Toronto, Ontario, M3J 2M6

USA CUSTOMER  
Mail to: Customer Service Rep., 37 W 30th Rd # 3116, Marlon, NJ 08053, USA

\* Please click on the image above to select the direction for the fabrics for the seat and back.



---

**GLOBAL UPHOLSTERY AUTHORIZATION** (To be filled by Global Upholstery)

Global Approval #  Fabric yard (required for the order)  Fabric code

Signature:  Print Name:  Date:

Comment:

COM \*\* Customer's Own Material  
Once approval is done, send the specified fabric amount for order to: 596 Supertest Road, Toronto, Ontario, M3J 2M6

PS: 1. Global Upholstery cannot be responsible for fabric received without the Approval/Acknowledgement # 2. Global requires MIDB and Country of Origin for fabric supplied by customer from Mill to complete the order and for future references.

This illustrated list price book has been designed to facilitate fast reference and easy use. Products are categorized into "seating", "desks", "files", "panels" or "tables" and are listed numerically within their categories. The line drawings match actual photographs (where possible) to aid in instant recognition of the total range within a series.

Sales of Global Furniture Group ("Global") products are made only on Global's standard Terms and Conditions of sale which are contained in this list price book. The "Purchaser" in these Terms and Conditions shall refer to Dealers and those who originally purchase directly from Global for use or re-sale. These standard Terms and Conditions may be modified or supplemented only by a separately written document signed by Global's authorized personnel at its head office in Toronto, Ontario, Canada. Any term or condition contained in any purchase order or other form used by the Purchaser to order goods (including standard, printed language) which is different from, in addition to, or in any way inconsistent with Global's standard Terms and Conditions shall be of no force or effect whatsoever.

All illustrations, specifications and prices in this list price book are based on the latest product information available at time of publication. Global reserves the right to make changes at any time and without prior notice to prices, colors, materials, specifications and models offered.

#### Description

Each product shown or described in this list price book is standard Global product. Available options are noted at the beginning of each series. Available options may require additional delivery time and cost, and may affect the warranty given. Sizes and weights shown are approximate and are subject to slight changes from time to time.

#### Prices and Payment

The prices shown in this list price book as well as those quoted by Global, are in Canadian dollars for orders shipped to destinations in Canada.

If shipping date requested is more than 90 days from date of order, Global shall reserve the right to use published list prices effective at time of shipment.

Orders are invoiced at time of shipment. Terms of payment are net 30 days from date of invoice unless otherwise stated. The Purchaser agrees that Global shall reserve the right to enforce a charge amounting to 1.5% per month (18% per year) on invoices outstanding more than 30 days.

If the Purchaser's most recent annual net volume is less than \$5,000, Global may suggest payment be made in advance.

All orders are subject to the Purchaser complying with Global's prevailing credit policy.

Any products sold by Global shall remain the property of Global until fully paid.

Prices are suggested list prices only and are subject to change without notice. Global will, however, attempt to keep the Purchasers up-to-date on all developments including price changes.

#### Taxes

All prices shown in this list price book are exclusive of sales, use, excise, HST and other applicable taxes and duties which may be the Purchaser's responsibility as per the invoice issued by Global. If the Purchaser claims an exemption from such taxes, it shall be the Purchaser's responsibility to furnish Global with an appropriate exemption certificate at time of order.

#### Ordering Information

Global requires that all orders be submitted in writing and will be acknowledged on Global's acknowledgement forms governing the transaction.

The details appearing on this acknowledgement will describe the items to be shipped and the approximate shipping date. It is the Purchaser's responsibility to determine that the information in the acknowledgment is correct. In the event of an error, the Purchaser must notify their Global Customer Service representative immediately by telephone followed by written confirmation. Shipping dates are assigned to orders based on the items having the longest manufacturing lead time (unless instructed to partial ship).

At time of order, please provide the following information:

1. Account number (if possible)
2. PO number
3. "Bill to" and/or "Ship to" and name and address
4. Complete model number and selected options including textiles/finishes
5. Special instructions and tag information
6. Shipping instructions, please indicate:
  - a. pick up
  - b. Global trailer program
  - c. common carrier, provide name of carrier, your account number
7. Special quote (SQ) # or MTM # (if applicable)
8. Customer's Own Material (COM), Global Purchased Material (GPM), Customer's Own Leather (COL), see below.
9. For specials and custom quoted product, please indicate the custom quote # on your PO. If changes are made to the quote a new quote must be issued prior to submitting the order. It is the Purchaser's responsibility to determine that the information on the quote is correct. Global will not be responsible for wrong product due to errors in the quote.

The above points will be checked by Global for accuracy. Global will process orders using the codes provided by the Purchaser. Price discrepancy is the responsibility of the Purchaser. The Purchaser must notify Global prior to invoicing.

The Purchaser is responsible for providing correct information at time of order. If no option(s) are selected the system will default to standard feature(s). Orders with missing/incorrect information (finish, etc.) will be put on hold until all information is complete. Orders will be scheduled for manufacturing upon receipt of complete information.

#### Changes and Cancellations

After the date of Global's acknowledgment of the Purchaser's order, the order may not be changed or cancelled by the Purchaser without the written consent of Global. Orders for products upholstered in "special order textiles" (GPM) cannot be cancelled once material has been purchased. Special order items, COM and textile-covered items already in production are not subject to change or cancellation under any circumstances. Textile-covered items are considered to be in production once the textile is scheduled for cutting. Other standard items already in production are subject to a minimum 35% cancellation charge.

#### Errors and Omissions

All quotations, acknowledgements and invoices are subject to corrections for any errors and omissions.

#### Casters

The list price book specifies the caster which comes standard with each chair model. Most chairs are equipped with C1 or C65 casters which are best used on carpeted surfaces. If it is intended to use the product on hard surfaces such as ceramics, concrete, linoleum or hardwood, it is recommended to use different casters. It is the responsibility of the customer to determine the standard caster for a particular product and whether such caster is appropriate for the given application. The Arm and Caster section illustrates the caster options offered by Global and their suggested uses.

#### FINISHES

##### Seating Finishes - Painted

Where painted frames are not a standard color, a special quote is required.

##### Seating Finishes - Wood Stained

A one time setup fee of \$250 net will be applied per order for custom wood staining/color matching requests. This payment will be valid for 5 years from the date it is set up. After 5 years, the \$250 setup fee will apply again. Restrictions may apply. The customer must provide a 3" x 3" color chip/sample.

For application of customer's own wood stain, there will be an upcharge of 10% list price, per unit (in addition to the option upcharge, when applicable). For orders with custom stain unit quantities of 30 or more, the upcharge may be reduced or eliminated. A [Special Product Request](#) must be submitted for a quotation.

##### Custom Wood Staining

Custom wood staining procedure for wood seating is as follows. Customer provides a sample of the desired wood finish. That sample is sent to Global's Specials Department. Several finished samples will be sent back. The customer/end user will sign off on the samples (keeping one for their records) and return the rest of the samples. Global will not necessarily match the wood species but rather will generate a color that will coordinate with the sample when it is applied to the wood species used in the seating frame.

##### File Finishes

There is no upcharge on any standard file finish. Any non-standard file finish must be approved by Global prior to acceptance of order and may be subject to an upcharge.

9100 Series, 9100 Plus Series, 9300 Series, 9300 Plus Series, 9700 Series, G Series Pedestals, and E Series Pedestals can be ordered in non-standard finishes with a 10% upcharge on orders up to and including 10 units. There is no upcharge on orders of 11 units or more.

Please note:

- You can only combine 9100 Series files and 9100 Plus Series files to meet the 11 unit minimum.
- You can only combine 9300 Series, 9300 Plus Series, and 9700 series to meet the 11 unit minimum.

An upcharge of 10% will apply to Metallic, Mica and any non-standard White finishes regardless of the number of units ordered.

##### Wood Veneer Finishes

Because the distinctive characteristics and the nature of wood products cause variations, exact matches are not always possible. Global will not be held responsible if the finishes cannot be matched.

**Customer's Own Material (COM)**

Use of COM must be approved by Global prior to acceptance of order. Please submit the Authorization Request Form. Photocopy and use this form as often as necessary. The customer must provide a 12" x 12" textile sample and advise how the textile is to be applied and quantity of textile being sent. **Textile yardage requirement will be advised by the factory, and additional yardage may be required if pattern requires matching.** Upon approval from Global, send textile to the COM Department at: 596 Supertest Road, Toronto ON, M3J 2M5. Send to the address provided on shipping document upon approval from Global. If COM is difficult to apply or if product is required to be modified, extra charges will apply. Global reserves the right to cancel an order at any time if COM is inadequate for any reason. COM must be shipped freight and duties paid if applicable to our factory. Such shipment must be fully identified with the Purchaser's order number, and the item for which the material is intended. Performance of COM when applied to product is the sole responsibility of the Purchaser. Global's standard product warranty shall not apply to COM.

COM price is the lowest published price/grade for the series. The published yardage requirement for COM orders is approximate and shown beside each item in the list price book. The yardage shown there is based on the textile requirements for cutting and sewing a single chair in a plain patterned textile. For textiles with a pattern repeat or for COM orders involving 10 or more chairs, please consult with Customer Service for recalculation of the yardage requirements as this may significantly change the textile requirement.

**Textile Grading**

All products are priced according to their standard textile grade. Lower grade textiles may be available but at the same price as standard textile grade. See Textiles and Finishes section for graded textiles.

Combining two grades of textiles may result in a revised grade. Please refer to "Two Grades Combination Chart" in the Textiles and Finishes section. For more than two textiles a special quotation is required.

**Global Purchased Material, Customer Specified (GPM)**

Global may purchase material specified by the customer. Use of GPM must be approved by Global prior to acceptance of order. If it is difficult to apply or if product is required to be modified, extra charges will apply. Global reserves the right to cancel an order at any time if GPM is inadequate for any reason. Performance of GPM when applied to product is the sole responsibility of the textile vendor. Global's standard warranty will not apply to GPM materials.

**Customer's Own Leather (COL)**

Not all seating can be upholstered in leather. Please consult service notes for availability. COL price is the lowest published grade for the series (leather or fabric).

**Upholstery Coverings**

Slight variations in color may occur between dye lots. Although Global attempts to minimize these variances, they do occur and must be accepted as normal and will not be considered defects.

**Leather is a Natural Product**

Natural variations occur in the color, grain and texture of leather. As a result, a degree of variation should be expected. As leather is used it develops a patina. Its color changes slightly, it will get marked and it will stretch and pull, these are the hallmarks of genuine leather and are not considered defects.

**Yardage**

Required yardage (yd) is based on unmatched materials with widths of 54" for seating, 63" for panels.

**Arms**

A wide selection of arms are available for some series. See Arm Chart in the Seating list price book.

**Weight**

In the Seating list price book, weight is provided for both unit weight and carton weight. In the Desking + Tables and Metal Filing + Storage list price books, carton weight is provided.

**Delays**

Global's order acknowledgment will state a shipping date which is Global's best estimate at the time the order is acknowledged. However, Global shall not incur any obligation or liability to the Purchaser for failure to ship by specified date unless Global has agreed to an unequivocal shipping date in a separately signed written document executed by its authorized personnel at its head office. In addition, Global will not be liable for any loss or damage resulting from any delay or failure in shipment or other failure to perform all or any part of the agreement between the parties with respect to the goods shown on the face of the order acknowledgement where such delay, failure, loss or damage is the proximate result of any act of any governmental authority or political subdivision thereof, revolution, riot, civil disorder or disturbance, delay or default in transportation, strike disputes among or between labor unions or other labor disputes, delay or inability in obtaining materials and facilities, fire, flood, act of God or any cause not within the reasonable control of Global.

**Free on Board (FOB)**

FOB point is Global's Factory, Toronto, Ontario, Canada.

**Courier Type Shipments** 

This symbol is used to indicate that the adjacent product can be sent by courier type shipments, such as Federal Express, Purolator, CanPar and UPS.

**Shipping**

The Purchaser must select, at time of order, one of two methods of freight payment. Global will make no end-user shipments unless special arrangements have been made.

1. FOB point of shipment, freight collect - pick up and common carrier.
2. FOB point of shipment, freight prepaid and invoiced to the Purchaser - Global Trailer Program.

All deliveries are dock to dock.

**Service**

Service requests are normally the responsibility of Global's authorized Dealers. Where this cannot be accomplished on a local level, service problems should be referred to Global's Customer Service Department.

Global/Express (Canada)  
Tel: (905) 660-5101 or 1-800-567-8901  
Fax: (905) 660-4759 or 1-800-375-5134

Global International  
Tel: (416) 661-3660  
Fax: (416) 661-661-0983 or 1-877-585-5579

**Returns**

No returns of goods will be accepted without written consent and shipping instruction from Global. A minimum re-stocking charge of 35% is made on all authorized returns for credit or refund, provided goods are received by Global in the condition in which they left the factory. This may increase depending on the type of product. Global's Return Goods Authorization (RGA) numbers must appear prominently on all authorized returns. Global will not be responsible

for return freight costs. No credit will be given if goods cannot be reused as new. Special order items, non-stock items and COM products are in no event subject to return. All returns must be approved and authorized in writing by Global Customer Service. Global reserves the right to refuse delivery of any unauthorized returns.

**Claims**

All goods are sold FOB plant or Global Distribution Center. Global is not responsible for damage which occurs in transit (or in storage). The carrier signs for all goods received in apparently good order. It is the Purchaser's responsibility to examine goods upon receipt and to file any claims with the carrier for losses or damage to the product occurring during transit, including concealed damage.

Any claims made against Global for apparent defects, errors or shortages must be made by the Purchaser, in writing, within 15 working days after any delivery. Failure by the Purchaser to make any claim against Global within 15 days shall constitute acceptance of the goods and a waiver of any apparent defects, errors or shortages.

**Suspension**

In the event that the Purchaser defaults in the payment of any sum due to Global, or in the event the Purchaser's financial condition becomes unsatisfactory to Global, Global shall have the right to defer or discontinue shipment of any goods until such time as the default is cured or the Purchaser provides assurance of payment to Global.

**Copyright**

All catalogs, photographs, drawings, list price books and other printed materials are protected by copyright. All rights reserved.

**Trademarks**

All trademarks are owned by Global Furniture Group other than OBUSFORME™ which is owned by OBUSFORME LTD CO., a division of Homematics Inc., MOR-CARE which is owned by MORBERN INC, Perma-Mesh which is the property of J.B. Research Inc. SCHUKRA™ which is owned by SCHUKRA MANUFACTURING INC. OBUSFORME® and the distinctive backrest design are registered trademarks of OBUSFORME LTD CO.

**Designs and Patents**

Many of the products produced by Global are protected by design registrations, design patents and/or patents. Design and specifications are subject to change, discontinuance or additions without notice.

For a full listing of issued trademarks, please visit [globalfurnituregroup.com](http://globalfurnituregroup.com).

**Cubic Measure**

The stated volume is an approximate cubic foot measure that may be used to calculate freight costs. The figure shown is the total shipping volume of a unit (e.g. if a part is sent in 2 cartons the volume indicated reflects both cartons together) and is subject to change without notice. It is most economical to purchase the specified number per carton.

**Combined Shipments**

Global will make every effort to combine shipments and orders on written request. However, Global cannot be held responsible where such requests are not complied with.

**Offer of Sale**

Possession of this list price book or any other literature shall not imply the company's willingness to sell to the holder and shall not be construed as a direct offer of sale.

*If a conflict arises between: (i) prices found in software support packages furnished to the customer by Global or by any other source on behalf of Global; and (ii) Global's current pricing found on Global's website, then the most current shall prevail.*

**Testing Qualifications**

Many Global products pass or exceed the most stringent industry testing standards.

**Disclaimer**

Metric dimensions are provided for seating products for reference only. In the event that there is a discrepancy between imperial measurements and metric measurements, imperial measurements shall prevail. Prices shown are current manufacturer's suggested list prices at time of printing. Updated pricing is available on Global's website. All applicable taxes are extra. Descriptions, specifications and prices are subject to change without notice. Errors and omissions are subject to correction.

**Fire Rating**

The state of California recently repealed CAL TB133, but requests for it may still occur until local fire codes are updated and/or a national standard is declared. Global will no longer test products to meet CAL TB133.

The industry is supporting the adoption of CAL TB117-2013 as the accepted fire standard and will be what Global can support. CAL TB117 outlines performance standards and methods for testing the smolder resistance of cover textiles, barrier materials, filling materials and decking materials used in upholstered furniture. This is done by a "cigarette test".

CAL TB117-2013 does not require a fire blocker or any additional components to achieve the rating. All Global foams and textiles (carded & GPM) meet CAL TB117-2013 requirements without any harmful chemicals. Global can provide third party CAL TB117-2013 certifications upon request for any textile or foam by model.

Often the Fire Marshal will request 'NFPA 261', however, this is not a test required by our industry or provided by Global. CAL TB117-2013 is the equivalent and can be accepted at the discretion of the Fire Marshal.

**WARNING - SEATING PRODUCTS TO PREVENT PRODUCT FAILURE AND POSSIBLE INJURY:**

Ensure that the appropriate selection is made for the intended use of the chair including user's weight. Some chairs are not recommended for users above a certain weight. Frequently inspect the chair for visible cracks and tighten all screws, bolts and adjustable knobs. If the chair is damaged or unstable, immediately remove it from service.

Any information or suggestions concerning applications, specifications or compliances with codes and standards is provided solely for your convenient reference and without any representation as to accuracy or suitability. Global disclaims any legal responsibility. The user must verify and test the suitability of any information or products for his specific application. Global reserves the right to change the Terms and Conditions in the list price book without notice.

**This list price book is effective as of January 2023.**

For periodic updates, please check the PDF at [globalfurnituregroup.com](http://globalfurnituregroup.com). After login, select Resources then Price Lists. From here you will have the option to select either the Seating, Desking + Tables or Metal Filing + Storage price list books. Global warrants that all commercial products are free from defects in material and workmanship, for the life of the product, to the original Purchaser.



Global warrants that all commercial products are free from defects in material and workmanship, for the life of the product, to the original Purchaser.

Global will repair or replace, at Global's option, as the sole remedy for any defect covered by the warranty. The warranty applies to products manufactured after March 22, 2016.

Global makes no warranty that any of its products are suitable for any particular purpose and makes no other warranties, express or implied, other than those set out here. As codes and standards vary from one jurisdiction to another, references to compliance are solely for convenience and without any representation as to accuracy or suitability. Users must verify the suitability of such information or product for their specific application. In no event shall Global be liable in either tort or contract for any loss or direct, special, incidental, consequential, or exemplary damages.

### General Commercial Seating

Global's warranty for general commercial seating covers all chair components including pneumatic cylinders, bases, casters, glides, frames, arms, plastic seats, backs and other structural components. The warranty applies to single shift, standard commercial usage, defined as a standard eight (8) hour day, forty (40) hour week for users weighing up to 300 lbs.

Exceptions to the warranty for general commercial seating are as follows:

- Foam, upholstery, textiles (as sampled on Global branded and textile program cards), mesh material and electrical devices, are warranted for five (5) years
- Control mechanisms are warranted for twelve (12) years
- Heavy duty seating and light use seating are not defined as General commercial seating (see below for warranty exceptions)

### Heavy Duty Seating

Global offers products designed for multiple shift applications (24 hours a day / 7 days a week) and larger individuals weighing up to 350, 400, 500 and/or 600 lbs. (depending on series and/or model). Global warrants these products for twelve (12) years to the original Purchaser. All components (including control mechanisms, pneumatic cylinders, bases, casters, glides, frames, arms, plastic seats/backs, etc.) are covered for 24/7 applications under the warranty. The exceptions are foam, upholstery and textiles, which are covered for five (5) years. Fabric or upholstery material on these products must exceed 100,000 double rubs for the textile portion of the warranty to apply. Heavy duty product series that apply under this warranty can be found in the Heavy Duty section of the list price book.

### Light Use Seating

Global offers light use seating that is warranted for ten (10) years for the original Purchaser. The warranty covers all components (frames, glides and arms). The foam/textiles are warranted for five (5) years. The warranty on these light use series is for an eight (8) hour day, forty (40) hour week for users up to 200 lbs. Light use product series that apply under this warranty currently consists of the Key series.

### Outdoor Furniture

Global offers products designed for use indoors or outdoors. Global warrants these products for three (3) years to the original purchaser. This warranty applies to single shift (eight (8) hour day, forty (40) hour week) for users weighing up to 275 pounds, unless noted otherwise. Outdoor furniture must be stored indoors during inclement or extreme weather such as extreme cold, extreme heat, or excessive wind.

Exceptions to the warranty for indoor/outdoor furniture is as follows:

- Only Global branded textiles and Alliance Partner carded textile program materials expressly identified for outdoor application are covered for three (3) years when used outdoors.

### Seating Warranty Summary

| Seating Type               | Components Warranty For Original Purchaser | Use Time For Warranty Coverage | Exceptions  |
|----------------------------|--|--------------------------------|---|
| General commercial seating | lifetime                                   | 8 hours/5 days per week        | foam/upholstery/textiles/mesh/electrical devices - 5 years<br>control mechanisms - 12 years |
| Heavy duty seating         | 12 years                                   | 24 hours/7 days per week       | foam/upholstery/textiles - 5 years  |
| Light use seating          | 10 years                                   | 8 hours/5 days per week        | foam/upholstery/textiles - 5 years  |
| Indoor + outdoor furniture | 3 years                                    | 8 hours/5 days per week        | outdoor use textiles - 3 years  |

### Global's warranty does not apply (for any product category) to the following:

- Nominal or normal amount of wear and tear that can occur over time
- Failures which result from negligence, abuse, accident or misuse
- Failure to apply, install or maintain products according to Global's written instructions and warnings
- Modifications, attachments or repair methods not approved by Global
- Damage caused by a carrier in transit, or delivery/installation contractors
- The matching of colors, grains or textures (wood, leather, etc.) of natural materials
- Products exposed to extreme hot or cold temperatures or excessively dry or humid environments
- Color fastness or the matching of color of textiles, dye lots of textile can vary
- Damage by markings or staining; damage by sharp objects or imprinting from instruments
- Damage to textiles or laminate and wood surfaces/edges from exposure to sunlight (including UV rays)
- Products not purchased directly from authorized Global resellers
- Products used for rental purposes
- Purchased parts are warranted for one (1) year
- Failure to follow specific cleaning and disinfecting instructions posted on [globalfurnituregroup.com](http://globalfurnituregroup.com)

Global's warranty does not cover the costs of transportation or labor. Repair or replacement will be at Global's discretion.

### Textiles

Global warrants Global branded textiles and Global carded textile programs inclusive of fabrics, vinyls and leather products for five (5) years. Global does not warrant COM (Customer's Own Material) or GPM (Global Purchased Material) that are customer specified materials, or graded-in and purchased by Global for a customer. For GPM or COM products, please contact the textile supplier for performance information and warranty details. Please refer to our website at [globalfurnituregroup.com](http://globalfurnituregroup.com) for detailed information on cleaning and disinfecting procedures. Improper usage of disinfecting/cleaning products may void the warranty.

Global textiles and finishes are updated periodically to meet the demand and trends of the market. As a result, some textiles and finishes may be discontinued by Global or the manufacturer. In the event that a textile or finish is discontinued, Global will make every reasonable effort to provide an alternative product(s) of comparable function.



# INDEX

|         |     |            |          |          |               |          |     |          |         |         |     |
|---------|-----|------------|----------|----------|---------------|----------|-----|----------|---------|---------|-----|
| 1004    | 127 | 1898       | 177      | 2076APUT | 210           | 2662-8   | 48  | 3371     | 316     | 5331-4  | 85  |
| 1005    | 127 | 1899       | 177      | 2076AUU  | 210           | 2662P-0  | 48  | 3371C    | 316     | 5332    | 85  |
| 1010    | 128 | 1900       | 177      | 2076AUUT | 210           | 2662P-3  | 48  | 3371CLTL | 317     | 5332C   | 85  |
| 1011    | 128 | 1901       | 69       | 2076NPP  | 210           | 2662P-4  | 48  | 3371CTRL | 317     | 5333-3  | 86  |
| 1014    | 128 | 1902       | 69       | 2076NPPT | 211           | 2662P-6  | 49  | 3371LTL  | 316     | 5333-4  | 86  |
| 1015    | 128 | 1903       | 69       | 2076NPU  | 204, 210      | 2662P-8  | 48  | 3371RTL  | 316     | 5335    | 85  |
| 1105    | 149 | 1906       | 69       | 2076NPUT | 211           | 2663-6   | 49  | 3372     | 317     | 5336-1  | 86  |
| 1110    | 149 | 1907       | 70       | 2076NUU  | 210           | 2663P-6  | 49  | 3372C    | 317     | 5336-3  | 87  |
| 1170-3  | 39  | 1908       | 70       | 2076NUUT | 211           | 2664-6   | 49  | 3372CLTL | 317     | 5336-4  | 87  |
| 1170-8  | 39  | 1909       | 70       | 2085     | 211           | 2664P-6  | 49  | 3372CTRL | 317     | 5336-5  | 87  |
| 1171-0  | 39  | 1950-3     | 100      | 2105     | 131           | 2665-6   | 49  | 3372LTL  | 317     | 5336-6  | 87  |
| 1171-2  | 39  | 1950-4     | 100      | 2108     | 131           | 2665P-6  | 49  | 3372RTL  | 317     | 5337-5  | 87  |
| 1171-3  | 40  | 1951-3     | 100      | 2109     | 131           | 2670-2   | 33  | 3373     | 318     | 5337-6  | 88  |
| 1171-5  | 40  | 1951-4     | 101      | 2121     | 160           | 2670-4   | 33  | 3374     | 318     | 5338-6  | 88  |
| 1171-6  | 40  | 1952-6     | 101      | 2122     | 160           | 2670-4PB | 34  | 3400     | 318     | 5339-6  | 88  |
| 1171-8  | 40  | 1953       | 101      | 2125WS   | 181, 215, 222 | 2671-2   | 34  | 3401     | 318     | 5450-3  | 97  |
| 1172-5  | 40  | 2073APP    | 79       | 2131     | 160           | 2671-4   | 34  | 3402     | 318     | 5450-4  | 97  |
| 1172-6  | 41  | 2073APPPB  | 79       | 2151     | 153           | 2671-4PB | 34  | 3481     | 278     | 5450-6  | 97  |
| 1174    | 41  | 2073APU    | 80       | 2152     | 153           | 2672-6   | 34  | 3482     | 278     | 5450-8  | 98  |
| 1175    | 41  | 2073APUPB  | 80       | 2155     | 153           | 2676-2   | 35  | 3483     | 278     | 5451-0  | 98  |
| 1177-5  | 41  | 2073AUU    | 80       | 2156     | 153           | 2676-4   | 35  | 3650-3   | 96      | 5451-3  | 98  |
| 1178-5  | 41  | 2073AUUPB  | 80       | 2171C    | 129           | 2676-4PB | 35  | 3650-8   | 96      | 5451-4  | 98  |
| 1190-2  | 42  | 2073NPP    | 80       | 2171WS   | 129           | 2677-2   | 35  | 3651-3   | 96      | 5451-5  | 98  |
| 1190-3  | 42  | 2073NPPPB  | 80       | 2172C    | 130           | 2677-4   | 35  | 3651-8   | 96      | 5457-6  | 99  |
| 1191-2  | 42  | 2073NPU    | 80       | 2172WS   | 129           | 2677-4PB | 36  | 3670-3   | 25      | 5458-6  | 99  |
| 1191-3  | 42  | 2073NPUPB  | 81       | 2173WS   | 130           | 2678-6   | 36  | 3671-3   | 25      | 5471    | 240 |
| 1220-3  | 23  | 2073NUU    | 80       | 2174WS   | 130           | 2736     | 44  | 3720     | 92      | 5471-CP | 240 |
| 1221-3  | 23  | 2073NUUPB  | 81       | 2176     | 130           | 2736MB   | 44  | 3722     | 92      | 5471-MP | 240 |
| 1240-0  | 62  | 2074APP    | 81       | 2180     | 130, 214      | 2737     | 44  | 3722C    | 92      | 5472    | 241 |
| 1240-2  | 62  | 2074APPPB  | 81       | 2188     | 214           | 2738     | 44  | 3732     | 92      | 5472-CP | 241 |
| 1240-3  | 62  | 2074APU    | 81       | 2194C    | 212           | 2738MB   | 45  | 3742     | 93      | 5472-MP | 241 |
| 1240P-0 | 62  | 2074APUPB  | 81       | 2194WS   | 212           | 2739     | 45  | 3760     | 93      | 5473    | 241 |
| 1240P-2 | 62  | 2074AUU    | 81       | 2195C    | 213           | 2748     | 45  | 3766     | 93      | 5473-CP | 241 |
| 1240P-3 | 62  | 2074AUUPB  | 81       | 2195WS   | 212           | 2748MB   | 45  | 3767     | 22      | 5473-MP | 241 |
| 1241-0  | 63  | 2074NPP    | 82       | 2197     | 214           | 2749     | 45  | 3870     | 325     | 5474-HP | 241 |
| 1241-2  | 63  | 2074NPPPB  | 82       | 2198C    | 213           | 2811-4   | 272 | 3871     | 325     | 5474-LP | 241 |
| 1241-3  | 63  | 2074NPU    | 82       | 2198WS   | 213           | 2811-8   | 272 | 3878     | 327     | 5474-W  | 241 |
| 1241P-0 | 63  | 2074NPUPB  | 82       | 2199C    | 213           | 2813     | 272 | 3879     | 328     | 5475-HP | 242 |
| 1241P-2 | 63  | 2074NUU    | 82       | 2199WS   | 213           | 2814     | 272 | 3880     | 328     | 5475-LP | 242 |
| 1241P-3 | 63  | 2074NUUPB  | 82       | 2241     | 354           | 2850-3   | 21  | 3881L    | 328     | 5475-W  | 242 |
| 1246    | 63  | 2075APP    | 205      | 2243     | 354           | 2851-3   | 21  | 3881R    | 328     | 5476-HP | 242 |
| 1247    | 63  | 2075APPT   | 205      | 2311     | 71            | 2852-3   | 21  | 3882     | 328     | 5476-LP | 242 |
| 1251-0  | 338 | 2075APU    | 205      | 2312     | 71            | 3112     | 43  | 3883     | 328     | 5476-W  | 242 |
| 1251-3  | 339 | 2075APUT   | 206      | 2314     | 71            | 3117     | 43  | 3884     | 329     | 5477-HP | 242 |
| 1251-8  | 339 | 2075AUU    | 205      | 2315     | 71            | 3140-3   | 53  | 3885     | 329     | 5477-LP | 242 |
| 1252-0  | 339 | 2075AUUT   | 206      | 2317     | 72            | 3141-3   | 53  | 3991     | 20      | 5477-W  | 242 |
| 1252-3  | 339 | 2075BRAPP  | 206      | 2330     | 109           | 3212     | 37  | 3992     | 20      | 5481    | 242 |
| 1252-8  | 339 | 2075BRAPPT | 207      | 2331     | 109           | 3212-50  | 361 | 3993     | 20      | 5481-CP | 242 |
| 1253-0  | 340 | 2075BRAPU  | 206      | 2340-3   | 109           | 3217     | 37  | 4075     | 152     | 5481-MP | 242 |
| 1253-3  | 340 | 2075BRAPUT | 207      | 2341-3   | 109           | 3217-50  | 361 | 4076     | 152     | 5482    | 243 |
| 1253-8  | 340 | 2075BRAUU  | 206      | 2341-6   | 110           | 3254     | 37  | 4077     | 116     | 5482-CP | 243 |
| 1254-0  | 340 | 2075BRAUUT | 207      | 2343-6   | 110           | 3254-50  | 361 | 4078     | 116     | 5482-MP | 243 |
| 1254-3  | 340 | 2075BRNPP  | 207      | 2400-18  | 24            | 3255     | 38  | 4411     | 61      | 5483    | 243 |
| 1254-8  | 341 | 2075BRNPPT | 207      | 2409     | 24            | 3255-50  | 362 | 4430     | 61      | 5483-CP | 243 |
| 1255-0  | 341 | 2075BRNPU  | 207      | 2424     | 24, 335       | 3256-50  | 362 | 4432     | 61      | 5483-MP | 243 |
| 1255-3  | 341 | 2075BRNPUT | 208      | 2424-18  | 24, 335       | 3257-50  | 362 | 4560     | 26      | 5484-HP | 243 |
| 1255-8  | 341 | 2075BRNUU  | 207      | 2512-3   | 344           | 3275     | 38  | 4561     | 26      | 5484-LP | 243 |
| 1256-0  | 341 | 2075BRNUUT | 208      | 2526     | 343           | 3278     | 38  | 4565     | 26      | 5484-W  | 243 |
| 1256-3  | 342 | 2075BSAPP  | 208      | 2527     | 343           | 3278-50  | 362 | 4570-3   | 27      | 5485-HP | 244 |
| 1256-8  | 342 | 2075BSAPU  | 208      | 2660-0   | 46            | 3288     | 38  | 4571-3   | 27      | 5485-LP | 244 |
| 1260-0  | 64  | 2075BSAUU  | 208      | 2660-3   | 46            | 3288-50  | 362 | 5080-0   | 89      | 5485-W  | 244 |
| 1260-3  | 64  | 2075BSNPP  | 208      | 2660-4   | 47            | 3360     | 326 | 5080-3   | 89      | 5486-HP | 244 |
| 1260P-0 | 64  | 2075BSNPU  | 208      | 2660-8   | 47            | 3361     | 324 | 5080-4   | 89      | 5486-LP | 244 |
| 1260P-3 | 64  | 2075BSNUU  | 208      | 2660P-0  | 46            | 3361B    | 327 | 5081-0   | 90      | 5486-W  | 244 |
| 1261-0  | 64  | 2075CSAPP  | 204, 209 | 2660P-3  | 46            | 3361L    | 326 | 5081-3   | 90      | 5487-HP | 244 |
| 1261-3  | 64  | 2075CSAPU  | 209      | 2660P-4  | 47            | 3361NA   | 326 | 5081-4   | 90      | 5487-LP | 244 |
| 1261P-0 | 64  | 2075CSAUU  | 209      | 2660P-8  | 47            | 3361R    | 326 | 5090-4   | 90      | 5487-W  | 244 |
| 1261P-3 | 64  | 2075CSNPP  | 209      | 2661-0   | 47            | 3362     | 324 | 5090-4PB | 90      | 5540    | 28  |
| 1871    | 67  | 2075CSNPU  | 209      | 2661-3   | 47            | 3363     | 325 | 5091-4   | 91      | 5540NA  | 28  |
| 1872    | 67  | 2075CSNUU  | 209      | 2661-4   | 47            | 3363B    | 327 | 5091-4PB | 91      | 5541    | 29  |
| 1874    | 68  | 2075NPP    | 205      | 2661-8   | 48            | 3363L    | 327 | 5092     | 91      | 5541NA  | 29  |
| 1876    | 68  | 2075NPPT   | 206      | 2661P-0  | 47            | 3363NA   | 327 | 5225     | 75      | 5546    | 29  |
| 1877    | 68  | 2075NPU    | 205      | 2661P-3  | 47            | 3363R    | 327 | 5226     | 75      | 5546NA  | 29  |
| 1879    | 68  | 2075NPUT   | 206      | 2661P-4  | 47            | 3365     | 125 | 5227     | 76      | 5940    | 156 |
| 1888    | 176 | 2075NUU    | 205      | 2661P-8  | 48            | 3365C    | 125 | 5228     | 76      | 5940C   | 156 |
| 1889    | 176 | 2075NUUT   | 206      | 2662-0   | 48            | 3366     | 125 | 5233     | 75, 211 | 5941    | 156 |
| 1890    | 176 | 2076APP    | 209      | 2662-3   | 48            | 3367     | 325 | 5330-2   | 84      | 5941C   | 157 |
| 1896    | 68  | 2076APPT   | 210      | 2662-4   | 48            | 3368     | 325 | 5330-4   | 84      | 5942    | 157 |
| 1897    | 69  | 2076APU    | 210      | 2662-6   | 49            | 3369     | 125 | 5331-2   | 85      | 5942C   | 157 |

|          |     |           |          |            |               |            |     |           |          |          |          |
|----------|-----|-----------|----------|------------|---------------|------------|-----|-----------|----------|----------|----------|
| 5943     | 157 | 6335MO    | 218      | 6509T      | 186           | 6537PB     | 196 | 6577      | 195      | 6661     | 139      |
| 5944     | 157 | 6337-6    | 108      | 6509TMB    | 186           | 6537TL     | 196 | 6577MB    | 195      | 6662     | 139      |
| 5945     | 158 | 6337-6MO  | 108      | 6509TWS    | 186           | 6537TR     | 196 | 6577TL    | 195      | 6663     | 140      |
| 5950     | 158 | 6338-6    | 108      | 6509TWSMB  | 186           | 6537TRPB   | 196 | 6577TLMB  | 195      | 6667     | 140      |
| 5950C    | 158 | 6338-6MO  | 108      | 6509WS     | 186           | 6538       | 196 | 6577TLMBP | 195      | 6668     | 140      |
| 5951     | 158 | 6339      | 108, 346 | 6509WSMB   | 186           | 6538MB     | 196 | 6577TLP   | 195      | 6690     | 122, 140 |
| 5951C    | 158 | 6340      | 120, 218 | 6511       | 187           | 6538MBTL   | 196 | 6577TR    | 195      | 6691     | 123, 140 |
| 5952     | 159 | 6340L     | 120      | 6511T      | 187           | 6538MBTR   | 196 | 6577TRMB  | 195      | 6692     | 123, 141 |
| 5952C    | 159 | 6341      | 121, 218 | 6511TWS    | 187           | 6538T      | 196 | 6577TRMBP | 195      | 6693     | 123, 141 |
| 5953     | 159 | 6342      | 121, 218 | 6511WS     | 187           | 6539       | 197 | 6577TRP   | 195      | 6697     | 123, 141 |
| 5954     | 159 | 6342L     | 121      | 6513       | 187           | 6539PB     | 197 | 6578      | 195      | 6698     | 123, 141 |
| 5955     | 159 | 6343      | 121, 219 | 6513MB     | 187           | 6539TL     | 197 | 6578MB    | 195      | 6710     | 167      |
| 6007     | 32  | 6343L     | 121      | 6513T      | 187           | 6539TR     | 197 | 6578TL    | 195      | 6710BS   | 168      |
| 6070     | 54  | 6350      | 219      | 6513TMB    | 187           | 6539TRPB   | 197 | 6578TLMB  | 195      | 6710CS   | 168      |
| 6070NA   | 55  | 6351      | 219      | 6513TWS    | 187           | 6558       | 191 | 6578TLMBP | 195      | 6711     | 167      |
| 6071     | 55  | 6352      | 219      | 6513TWSMB  | 187           | 6558CS     | 191 | 6578TLP   | 195      | 6711BS   | 168      |
| 6071NA   | 55  | 6353      | 219      | 6513WS     | 187           | 6558CSMB   | 191 | 6578TR    | 195      | 6711CS   | 169      |
| 6072     | 55  | 6360      | 220      | 6513WSMB   | 187           | 6558MB     | 191 | 6578TRMB  | 195      | 6712     | 168      |
| 6072NA   | 55  | 6360MO    | 220      | 6514       | 187           | 6559       | 192 | 6578TRMBP | 195      | 6712BS   | 169      |
| 6073     | 55  | 6361      | 220      | 6514MB     | 187           | 6559CS     | 192 | 6578TRP   | 195      | 6712CS   | 169      |
| 6073NA   | 56  | 6362      | 220      | 6514T      | 188           | 6559CSMB   | 192 | 6579      | 196      | 6713     | 168      |
| 6074     | 56  | 6362MO    | 220      | 6514TMB    | 188           | 6559MB     | 192 | 6579TL    | 196      | 6713BS   | 169      |
| 6074NA   | 56  | 6363      | 220      | 6514TWS    | 188           | 6561       | 192 | 6579TLP   | 196      | 6713CS   | 169      |
| 6075     | 56  | 6363MO    | 220      | 6514TWSMB  | 188           | 6561CS     | 192 | 6579TR    | 196      | 6714     | 170      |
| 6075NA   | 56  | 6364-6LPB | 221      | 6514WS     | 187           | 6563       | 192 | 6579TRP   | 196      | 6715     | 170      |
| 6076     | 56  | 6364-6PB  | 220      | 6514WSMB   | 187           | 6563CS     | 193 | 6591B     | 120      | 6717     | 124, 170 |
| 6076NA   | 57  | 6364-6RPB | 221      | 6515       | 188           | 6563CSMB   | 193 | 6620      | 133      | 6719     | 124, 170 |
| 6077     | 57  | 6374-6LPB | 221      | 6515T      | 188           | 6563MB     | 192 | 6620P     | 133      | 6720     | 141      |
| 6077NA   | 57  | 6374-6PB  | 221      | 6515TWS    | 188           | 6564       | 193 | 6620TL    | 133      | 6720PB   | 142      |
| 6321-0   | 102 | 6374-6RPB | 221      | 6515WS     | 188           | 6564CS     | 193 | 6620TLP   | 133      | 6720TL   | 142      |
| 6321-3   | 103 | 6400      | 58       | 6517WS     | 188           | 6564CSMB   | 193 | 6620TR    | 133      | 6720TLPB | 142      |
| 6321-4   | 103 | 6400PB    | 58       | 6518       | 188           | 6564MB     | 193 | 6620TRP   | 133      | 6720TR   | 142      |
| 6321-4PB | 103 | 6401      | 59       | 6518MB     | 188           | 6565       | 193 | 6621      | 133      | 6720TRPB | 142      |
| 6321-6   | 103 | 6401PB    | 59       | 6518T      | 189           | 6565CS     | 193 | 6621G     | 133      | 6721     | 142      |
| 6321-8   | 103 | 6402      | 59       | 6518TMB    | 189           | 6567       | 197 | 6621GP    | 134      | 6721PB   | 142      |
| 6322-0   | 104 | 6402PB    | 59       | 6518TWS    | 189           | 6567MBPB   | 197 | 6621P     | 134      | 6721TL   | 143      |
| 6322-3   | 104 | 6403      | 59       | 6518TWSMB  | 189           | 6567MBTL   | 197 | 6621TL    | 134      | 6721TLPB | 143      |
| 6322-4   | 104 | 6403PB    | 59       | 6518WS     | 188           | 6567MBTLPB | 197 | 6621TLP   | 134      | 6721TR   | 143      |
| 6322-4PB | 104 | 6410      | 60       | 6518WSMB   | 188           | 6567MBTR   | 197 | 6621TR    | 134      | 6721TRPB | 143      |
| 6322-6   | 104 | 6411      | 60       | 6519       | 189           | 6567MBTRPB | 197 | 6621TRP   | 134      | 6722     | 143      |
| 6322-8   | 104 | 6412      | 60       | 6519MB     | 189           | 6567PB     | 197 | 6622      | 134      | 6722PB   | 143      |
| 6323-6   | 105 | 6413      | 60       | 6519T      | 189           | 6567T      | 197 | 6622P     | 134      | 6722TL   | 143      |
| 6324     | 216 | 6460      | 51       | 6519TMB    | 189           | 6567TLPB   | 197 | 6622TL    | 135      | 6722TLPB | 144      |
| 6324C    | 217 | 6460PB    | 51       | 6519TWS    | 189           | 6567TRPB   | 197 | 6622TLP   | 135      | 6722TR   | 143      |
| 6325     | 217 | 6461      | 51       | 6519TWSMB  | 189           | 6568       | 197 | 6622TR    | 135      | 6722TRP  | 144      |
| 6325C    | 217 | 6461PB    | 51       | 6519WS     | 189           | 6568MB     | 197 | 6622TRP   | 135      | 6723     | 144      |
| 6327-6   | 105 | 6462      | 51       | 6519WSMB   | 189           | 6568MBTL   | 197 | 6623      | 135      | 6723PB   | 144      |
| 6328-6   | 105 | 6462PB    | 52       | 6521       | 189           | 6568MBTR   | 197 | 6623G     | 135      | 6723TL   | 144      |
| 6331-0   | 105 | 6500A2    | 118      | 6521T      | 189           | 6568TL     | 197 | 6623GP    | 135      | 6723TLPB | 144      |
| 6331-0MO | 105 | 6500A3    | 118      | 6521TWS    | 189           | 6568TR     | 197 | 6623P     | 135      | 6723TR   | 144      |
| 6331-3   | 105 | 6500A4    | 118      | 6521WS     | 189           | 6569       | 198 | 6623TL    | 135      | 6723TRPB | 144      |
| 6331-3MO | 105 | 6500A8    | 118      | 6522       | 126, 191, 211 | 6569PB     | 198 | 6623TLP   | 136      | 6727     | 145      |
| 6331-4   | 106 | 6500A9    | 118      | 6523       | 190           | 6569TL     | 198 | 6623TR    | 135      | 6727PB   | 145      |
| 6331-4MO | 106 | 6500BD    | 119      | 6523MB     | 190           | 6569TLPB   | 198 | 6623TRP   | 136      | 6727TL   | 145      |
| 6331-4PB | 106 | 6500BR    | 186      | 6523T      | 190           | 6569TR     | 198 | 6624      | 136      | 6727TLPB | 145      |
| 6331-6   | 106 | 6500S2    | 119      | 6523TMB    | 190           | 6569TRPB   | 198 | 6626      | 136, 170 | 6727TR   | 145      |
| 6331-6MO | 106 | 6500S3    | 119      | 6523TWS    | 190           | 6573       | 194 | 6627      | 136      | 6727TRPB | 145      |
| 6331-8   | 106 | 6500S4    | 119      | 6523TWSMB  | 190           | 6573MB     | 194 | 6627P     | 136      | 6728     | 145      |
| 6331-8MO | 106 | 6501      | 121, 184 | 6523WS     | 190           | 6573TL     | 194 | 6627TL    | 137      | 6728PB   | 146      |
| 6332-0   | 106 | 6501MB    | 121, 184 | 6523WSMB   | 190           | 6573TLMB   | 194 | 6627TLP   | 137      | 6728TL   | 146      |
| 6332-0MO | 106 | 6502      | 121, 185 | 6524       | 190           | 6573TLP    | 194 | 6627TR    | 137      | 6728TLPB | 146      |
| 6332-3   | 107 | 6502MB    | 121, 185 | 6524MB     | 190           | 6573TR     | 194 | 6627TRP   | 137      | 6728TR   | 146      |
| 6332-3MO | 107 | 6503      | 122, 185 | 6524T      | 190           | 6573TRMB   | 194 | 6628      | 137      | 6728TRPB | 146      |
| 6332-4   | 107 | 6504      | 122, 185 | 6524TMB    | 190           | 6573TRP    | 194 | 6628G     | 137      | 6730     | 146      |
| 6332-4MO | 107 | 6504MB    | 122, 185 | 6524TWS    | 190           | 6574       | 194 | 6628GP    | 137      | 6731     | 146      |
| 6332-4PB | 107 | 6505      | 122, 185 | 6524TWSMB  | 190           | 6574       | 194 | 6628P     | 137      | 6732     | 147      |
| 6332-6   | 107 | 6505MB    | 122, 185 | 6524WS     | 190           | 6574TL     | 194 | 6628P     | 137      | 6733     | 147      |
| 6332-6MO | 107 | 6506      | 122, 185 | 6524WSMB   | 190           | 6574TLMB   | 194 | 6628TLP   | 138      | 6737     | 147      |
| 6332-8   | 107 | 6507      | 119, 120 | 6525       | 190           | 6574TLMBP  | 194 | 6628TR    | 137      | 6738     | 147      |
| 6332-8MO | 107 | 6508      | 186      | 6525T      | 191           | 6574TLP    | 194 | 6628TRP   | 138      | 6741     | 171      |
| 6333-6   | 108 | 6508MB    | 186      | 6525TWS    | 191           | 6574TR     | 194 | 6630      | 138      | 6741TL   | 171      |
| 6333-6MO | 108 | 6508T     | 186      | 6525WS     | 190           | 6574TRMB   | 194 | 6631      | 138      | 6741TR   | 171      |
| 6334     | 217 | 6508TMB   | 186      | 6526       | 191           | 6574TRMBP  | 194 | 6632      | 138      | 6743     | 171      |
| 6334C    | 217 | 6508TWS   | 186      | 6537       | 196           | 6574TRP    | 194 | 6633      | 138      | 6743TL   | 171      |
| 6334CMO  | 217 | 6508TWSMB | 186      | 6537MB     | 196           | 6575       | 194 | 6637      | 139      | 6743TR   | 171      |
| 6334MO   | 217 | 6508WS    | 186      | 6537MBPB   | 196           | 6575TL     | 194 | 6638      | 139      | 6750     | 113      |
| 6335     | 218 | 6508WSMB  | 186      | 6537MBTL   | 196           | 6575TR     | 195 | 6656      | 222      | 6751     | 113      |
| 6335C    | 218 | 6509      | 186      | 6537MBTR   | 196           | 6575TRP    | 195 | 6657      | 222      | 6752     | 113      |
| 6335CMO  | 218 | 6509MB    | 186      | 6537MBTRPB | 196           |            |     | 6660      | 139      | 6753     | 114      |

# INDEX

|          |          |        |          |         |          |               |     |               |     |              |     |
|----------|----------|--------|----------|---------|----------|---------------|-----|---------------|-----|--------------|-----|
| 6754     | 114      | 7704NA | 282      | 7874FS  | 237      | 8034          | 261 | 8042SQ2816WSK | 267 | 8508-78      | 321 |
| 6755     | 114      | 7704R  | 282      | 7875    | 245      | 8034F         | 261 | 80430V2220I   | 268 | 8509         | 321 |
| 6756     | 114, 203 | 7705   | 282      | 7875LTL | 246      | 8034P         | 261 | 80430V2220IK  | 268 | 8520T        | 154 |
| 6761-4   | 83       | 7705L  | 282      | 7875RTL | 246      | 8034PF        | 261 | 80430V2220ISF | 268 | 8521T        | 154 |
| 6761-8   | 83       | 7705NA | 282      | 7876    | 246      | 8035          | 262 | 80430V2220ISK | 268 | 8522T        | 154 |
| 6762-6   | 199      | 7705R  | 282      | 7877    | 246      | 8035F         | 262 | 80430V2616C   | 268 | 8525T        | 154 |
| 6762-6PB | 200      | 7706   | 283      | 7879    | 247      | 8035P         | 262 | 80430V2616CK  | 268 | 8526T        | 155 |
| 6763-6   | 200      | 7706L  | 283      | 7880    | 238      | 8035PF        | 262 | 80430V2616CSF | 268 | 8621         | 161 |
| 6763-6PB | 200      | 7706NA | 283      | 7885    | 247      | 8036          | 262 | 80430V2616I   | 268 | 8621S26      | 161 |
| 6764     | 200      | 7706R  | 283      | 7886    | 247      | 8036F         | 262 | 80430V2616IK  | 268 | 8621S30      | 162 |
| 6764C    | 200      | 7707   | 283      | 7887    | 247      | 8036P         | 262 | 80430V2616ISF | 268 | 8622         | 161 |
| 6764FC   | 201      | 7707L  | 283      | 7888    | 247      | 8036PF        | 262 | 80430V2616ISK | 268 | 8622S26      | 161 |
| 6765     | 201      | 7707NA | 284      | 7889    | 248      | 8037          | 263 | 80430V2616IW  | 268 | 8622S30      | 162 |
| 6765C    | 201      | 7707R  | 283      | 7890L   | 248      | 8037F         | 263 | 80430V2616WK  | 268 | 8624         | 161 |
| 6765FC   | 201      | 7708   | 284      | 7890R   | 248      | 8037P         | 263 | 80430V2616WSF | 268 | 8624S26      | 162 |
| 6767-6   | 201      | 7708L  | 284      | 7891L   | 248      | 8037PF        | 263 | 80430V3116C   | 268 | 8624S30      | 162 |
| 6768-6   | 202      | 7708NA | 284      | 7891R   | 248      | 8037PH        | 263 | 80430V3116CK  | 268 | 8647         | 178 |
| 6775     | 150      | 7708R  | 284      | 7892    | 246, 249 | 8037PHF       | 263 | 80430V3116CSF | 268 | 8647P        | 178 |
| 6776     | 150      | 7709   | 284      | 7893    | 248      | 8038          | 263 | 80430V3116CSK | 268 | 8648LBNS24   | 179 |
| 6777     | 151      | 7709L  | 285      | 7894    | 248      | 8038F         | 263 | 80430V3116I   | 268 | 8648LBNS30   | 179 |
| 6778     | 151      | 7709NA | 285      | 7895    | 246      | 8038P         | 263 | 80430V3116IK  | 268 | 8648LBPS24   | 179 |
| 6780     | 114      | 7709R  | 285      | 7896    | 246      | 8038PF        | 263 | 80430V3116ISF | 268 | 8648LBPS30   | 179 |
| 6781     | 115      | 7710L  | 285      | 7897    | 247      | 8038PH        | 263 | 80430V3116ISK | 268 | 8648PS24     | 178 |
| 6785     | 115      | 7710NA | 285      | 7901L   | 248      | 8038PHF       | 263 | 80430V3116IW  | 268 | 8648PS30     | 179 |
| 6786     | 115      | 7710R  | 285      | 7901R   | 248      | 8041R2120I    | 266 | 80430V3116WK  | 268 | 8648S24      | 178 |
| 6790     | 203      | 7711L  | 285      | 8016    | 261      | 8041R2120IK   | 266 | 80430V3116WSF | 268 | 8648S30      | 179 |
| 6791     | 203      | 7711NA | 286      | 8016F   | 261      | 8041R2120ISF  | 266 | 80430V3116WSK | 268 | 8649         | 179 |
| 6900     | 180      | 7711R  | 285      | 8016P   | 261      | 8041R2120ISK  | 266 | 8051          | 264 | 9602-50      | 363 |
| 6900C    | 180      | 7712L  | 286      | 8016PF  | 261      | 8041R2616C    | 266 | 8052          | 264 | 9602-62      | 366 |
| 6900CTL  | 180      | 7712NA | 286      | 8021    | 260      | 8041R2616CK   | 266 | 8053          | 264 | 9602-64      | 367 |
| 6900CTR  | 180      | 7712R  | 286      | 8021P   | 260      | 8041R2616CSF  | 266 | 8054          | 264 | 9604-50      | 363 |
| 6900TL   | 180      | 7713L  | 286      | 8022    | 260      | 8041R2616CSK  | 266 | 8055          | 264 | 9604-62      | 366 |
| 6900TR   | 180      | 7713NA | 286      | 8022P   | 260      | 8041R2616I    | 266 | 8056          | 264 | 9604-64      | 367 |
| 6901     | 181      | 7713R  | 286      | 8023    | 259      | 8041R2616IK   | 266 | 8271          | 322 | 9611-50      | 363 |
| 6901C    | 181      | 7714L  | 287      | 8023F   | 259      | 8041R2616ISF  | 266 | 8272          | 322 | 9611-64      | 367 |
| 6901CTL  | 181      | 7714NA | 287      | 8023P   | 259      | 8041R2616ISK  | 266 | 8273          | 323 | 9612-50      | 363 |
| 6901CTR  | 181      | 7714R  | 287      | 8023PF  | 259      | 8041R2616IW   | 266 | 8274          | 323 | 9612-64      | 367 |
| 6901TL   | 181      | 7715L  | 287      | 8024    | 260      | 8041R2616WK   | 266 | 8275          | 323 | 9624-50      | 363 |
| 6901TR   | 181      | 7715NA | 287      | 8024F   | 260      | 8041R2616WSF  | 266 | 8276          | 323 | 9624-62      | 366 |
| 6902     | 181      | 7715R  | 287      | 8024P   | 260      | 8041R2616WSK  | 266 | 8335T         | 163 | 9624-64      | 368 |
| 6903     | 181      | 7716   | 287      | 8024PF  | 260      | 8041R3016C    | 266 | 8336T         | 163 | 9632-50      | 363 |
| 6904     | 182      | 7717   | 288      | 8025    | 261      | 8041R3016CK   | 266 | 8433-4        | 269 | 9632-62      | 366 |
| 6905     | 182      | 7718   | 288      | 8025F   | 261      | 8041R3016CSF  | 266 | 8434          | 269 | 9632-64      | 368 |
| 6906     | 182      | 7725   | 288      | 8025P   | 261      | 8041R3016CSK  | 266 | 8435-1524     | 270 | 9662-50      | 364 |
| 6907     | 182      | 7726   | 288      | 8025PF  | 261      | 8041R3016I    | 266 | 8435-1530     | 270 | 9662-64      | 368 |
| 6909     | 182      | 7727   | 288      | 8026    | 259      | 8041R3016IK   | 266 | 8435-2224     | 270 | 9663-50      | 364 |
| 6930     | 124, 183 | 7728   | 289      | 8026S   | 259      | 8041R3016ISF  | 266 | 8435-2230     | 270 | 9663-64      | 368 |
| 6931     | 124, 183 | 7729   | 289      | 8027    | 262      | 8041R3016ISK  | 266 | 8436-1524     | 270 | 9664-50      | 364 |
| 6941     | 78       | 7730   | 289      | 8027F   | 262      | 8041R3016IW   | 266 | 8436-1530     | 270 | 9664-64      | 368 |
| 6942     | 78       | 7731   | 289      | 8027P   | 262      | 8041R3016WK   | 266 | 8436-2224     | 271 | 9665-50      | 364 |
| 6960     | 164      | 7732   | 289      | 8027PF  | 262      | 8041R3016WSF  | 266 | 8436-2230     | 271 | 9665-64      | 369 |
| 6961     | 164      | 7733   | 290      | 8028    | 262      | 8041R3016WSK  | 266 | 8437          | 269 | 9666-50      | 364 |
| 6962     | 165      | 7734   | 290      | 8028F   | 262      | 8042SQ1920I   | 267 | 8456          | 73  | 9666-64      | 369 |
| 6963     | 165      | 7735   | 290      | 8028P   | 262      | 8042SQ1920IK  | 267 | 8456NA        | 74  | 9667-50      | 365 |
| 6969     | 166      | 7736   | 290      | 8028PF  | 262      | 8042SQ1920ISF | 267 | 8456S         | 73  | 9667-64      | 369 |
| 6970     | 166      | 7737   | 290      | 8028PH  | 262      | 8042SQ1920ISK | 267 | 8456SNA       | 74  | 9751         | 227 |
| 7331     | 31       | 7738   | 291      | 8028PHF | 262      | 8042SQ2216C   | 267 | 8457          | 73  | 9751L        | 227 |
| 7332     | 31       | 7739   | 291      | 8029    | 263      | 8042SQ2216CK  | 267 | 8457NA        | 74  | 9751NA       | 228 |
| 7333     | 31       | 7740   | 291      | 8029F   | 263      | 8042SQ2216CSF | 267 | 8457S         | 73  | 9751R        | 227 |
| 7336     | 31       | 7741   | 291      | 8029P   | 263      | 8042SQ2216CSK | 267 | 8457SNA       | 74  | 9752         | 228 |
| 7336NA   | 31       | 7742   | 291      | 8029PF  | 263      | 8042SQ2216I   | 267 | 8458          | 65  | 9752L        | 228 |
| 7472-3   | 94       | 7743   | 292, 315 | 8029PH  | 263      | 8042SQ2216IK  | 267 | 8458NA        | 65  | 9752L-OB     | 229 |
| 7482-3   | 95       | 7745   | 292, 315 | 8029PHF | 263      | 8042SQ2216ISF | 267 | 8458NAS       | 65  | 9752NA       | 228 |
| 7492-3   | 95       | 7746   | 292      | 8030    | 259      | 8042SQ2216ISK | 267 | 8458S         | 65  | 9752NAHB42   | 228 |
| 7497-7NA | 95       | 7747   | 292      | 8030F   | 259      | 8042SQ2216IW  | 267 | 8459          | 66  | 9752NAHB42TB | 229 |
| 7701     | 280      | 7748   | 292      | 8030P   | 259      | 8042SQ2216WK  | 267 | 8459NA        | 66  | 9752NAHB48   | 229 |
| 7701L    | 280      | 7786   | 292      | 8030PF  | 259      | 8042SQ2216WSF | 267 | 8459NAS       | 66  | 9752NAHB48TB | 229 |
| 7701NA   | 280      | 7787   | 292      | 8031    | 259      | 8042SQ2216WSK | 267 | 8459S         | 66  | 9752NA-OB    | 229 |
| 7701R    | 280      | 7788   | 292      | 8031F   | 259      | 8042SQ2816C   | 267 | 8506-48       | 319 | 9752-OB      | 229 |
| 7702     | 280      | 7862   | 245      | 8031P   | 259      | 8042SQ2816CK  | 267 | 8506-60       | 319 | 9752R        | 228 |
| 7702L    | 280      | 7867   | 236      | 8031PF  | 259      | 8042SQ2816CSF | 267 | 8506-72       | 319 | 9752R-OB     | 229 |
| 7702NA   | 281      | 7868   | 236      | 8032    | 260      | 8042SQ2816CSK | 267 | 8506-78       | 320 | 9753         | 230 |
| 7702R    | 280      | 7870   | 236      | 8032F   | 260      | 8042SQ2816I   | 267 | 8507-48       | 320 | 9753L        | 230 |
| 7703     | 281      | 7870L  | 236      | 8032P   | 260      | 8042SQ2816IK  | 267 | 8507-60       | 320 | 9753NA       | 231 |
| 7703L    | 281      | 7870R  | 236      | 8032PF  | 260      | 8042SQ2816ISF | 267 | 8507-72       | 320 | 9753NAHB42   | 230 |
| 7703NA   | 281      | 7871   | 237      | 8033    | 261      | 8042SQ2816ISK | 267 | 8507-78       | 320 | 9753NAHB42TB | 230 |
| 7703R    | 281      | 7872   | 237      | 8033F   | 261      | 8042SQ2816IW  | 267 | 8508-48       | 320 | 9753NAHB48   | 230 |
| 7704     | 281      | 7873   | 237      | 8033P   | 261      | 8042SQ2816WK  | 267 | 8508-60       | 321 | 9753NAHB48TB | 230 |
| 7704L    | 282      | 7874   | 237      | 8033PF  | 261      | 8042SQ2816WSF | 267 | 8508-72       | 321 | 9753NA-OB    | 231 |

|                |          |               |     |               |          |                 |     |                 |     |
|----------------|----------|---------------|-----|---------------|----------|-----------------|-----|-----------------|-----|
| 9753-OB.....   | 231      | R27801.....   | 295 | R27816R.....  | 302      | S7862.....      | 250 | TS6332-3MO..... | 346 |
| 9753R.....     | 230      | R27801B.....  | 295 | R27816S.....  | 302      | S7875.....      | 250 | TS7331.....     | 337 |
| 9754.....      | 231      | R27801L.....  | 295 | R27816SL..... | 302      | S7875LT.....    | 250 | TS7332.....     | 337 |
| 9755.....      | 231      | R27801R.....  | 295 | R27816SR..... | 302      | S7875RT.....    | 250 | TS7333.....     | 337 |
| 9756.....      | 232      | R27802.....   | 295 | R27817.....   | 303      | S7876.....      | 251 |                 |     |
| 9757L.....     | 232      | R27802B.....  | 295 | R27817L.....  | 303      | S7876LRT.....   | 251 |                 |     |
| 9758R.....     | 232      | R27802L.....  | 296 | R27817R.....  | 303      | S7876LT.....    | 251 |                 |     |
| 9759.....      | 232      | R27802R.....  | 296 | R27817S.....  | 303, 304 | S7876RT.....    | 251 |                 |     |
| 9760.....      | 232      | R27803.....   | 296 | R27817SL..... | 303      | S7877.....      | 252 |                 |     |
| 9761.....      | 232      | R27803B.....  | 296 | R27817SR..... | 303      | S7877LRT.....   | 252 |                 |     |
| 9762.....      | 232      | R27803L.....  | 296 | R27818.....   | 303      | S7877LT.....    | 252 |                 |     |
| 9763.....      | 233      | R27803R.....  | 296 | R27818L.....  | 303      | S7877RT.....    | 252 |                 |     |
| 9764.....      | 228      | R27804.....   | 296 | R27818R.....  | 303      | S7879.....      | 254 |                 |     |
| 9765.....      | 233      | R27804B.....  | 297 | R27818S.....  | 303      | S7884.....      | 253 |                 |     |
| 9766.....      | 233      | R27804L.....  | 297 | R27818SL..... | 303      | S7884L.....     | 254 |                 |     |
| 9767.....      | 233      | R27804R.....  | 297 | R27818SR..... | 303      | S7884NA.....    | 253 |                 |     |
| 9768.....      | 233      | R27804S.....  | 296 | R27819.....   | 303      | S7884R.....     | 254 |                 |     |
| 9769S24.....   | 233      | R27804SB..... | 297 | R27819L.....  | 304      | S7890L.....     | 252 |                 |     |
| 9769S30.....   | 234      | R27804SL..... | 297 | R27819R.....  | 304      | S7890LLT.....   | 252 |                 |     |
|                |          | R27804SR..... | 297 | R27819S.....  | 303      | S7890R.....     | 252 |                 |     |
| B2.....        | 354      | R27805.....   | 297 | R27819SL..... | 304      | S7890RRT.....   | 252 |                 |     |
| B4M.....       | 354      | R27805B.....  | 297 | R27819SR..... | 304      | S7891L.....     | 253 |                 |     |
| B5A.....       | 354      | R27805L.....  | 297 | R27820.....   | 304      | S7891LLT.....   | 253 |                 |     |
| B7A.....       | 354      | R27805R.....  | 297 | R27820L.....  | 304      | S7891R.....     | 253 |                 |     |
|                |          | R27805SB..... | 297 | R27820R.....  | 304      | S7891RRT.....   | 253 |                 |     |
| C1SET.....     | 352      | R27805SL..... | 297 | R27820S.....  | 304      | S7893.....      | 254 |                 |     |
| C7RSET.....    | 370      | R27805SR..... | 297 | R27820SL..... | 304      | S7894.....      | 254 |                 |     |
| C7SET.....     | 352      | R27806.....   | 298 | R27820SR..... | 304      | S7895.....      | 250 |                 |     |
| C9RSET.....    | 352      | R27806B.....  | 298 | R27821.....   | 304      | S7896.....      | 251 |                 |     |
| C10RSET.....   | 352, 370 | R27806L.....  | 298 | R27821S.....  | 304      | S7897.....      | 253 |                 |     |
| C10SET.....    | 352      | R27806R.....  | 298 | R27822.....   | 304      | S7901L.....     | 250 |                 |     |
| C14RSET.....   | 352      | R27806S.....  | 298 | R27822S.....  | 304      | S7901LLT.....   | 251 |                 |     |
| C65RSET.....   | 352, 370 | R27806SB..... | 298 | R27823.....   | 305      | S7901R.....     | 250 |                 |     |
| C65SET.....    | 352      | R27806SL..... | 298 | R27823S.....  | 305      | S7901RRT.....   | 251 |                 |     |
| C66RSET.....   | 352      | R27806SR..... | 298 | R27824.....   | 305      | S7902.....      | 255 |                 |     |
| C82SET.....    | 352      | R27807.....   | 298 | R27824S.....  | 305      | S7902L.....     | 255 |                 |     |
|                |          | R27807B.....  | 298 | R27825.....   | 305      | S7902LLT.....   | 255 |                 |     |
| FP15.....      | 160      | R27807L.....  | 299 | R27825S.....  | 305      | S7902LRT.....   | 256 |                 |     |
|                |          | R27807R.....  | 299 | R27826.....   | 305      | S7902LT.....    | 255 |                 |     |
| LX2226SC.....  | 273      | R27807S.....  | 298 | R27826S.....  | 305      | S7902NA.....    | 255 |                 |     |
| LX2426AC.....  | 273      | R27807SB..... | 298 | R27831.....   | 308      | S7902R.....     | 255 |                 |     |
| LX3433CH.....  | 273      | R27807SL..... | 299 | R27832.....   | 308      | S7902RRT.....   | 255 |                 |     |
| LX36360TT..... | 273      | R27807SR..... | 299 | R27833.....   | 308      | S7902RT.....    | 255 |                 |     |
| LX6033S.....   | 274      | R27808.....   | 299 | R27834.....   | 308      | S7904.....      | 256 |                 |     |
| LX8033S.....   | 274      | R27808B.....  | 299 | R27835.....   | 308      | S7904L.....     | 256 |                 |     |
|                |          | R27808L.....  | 299 | R27836.....   | 309      | S7904NA.....    | 256 |                 |     |
| ML2121.....    | 275      | R27808R.....  | 299 | R27837.....   | 309      | S7904R.....     | 256 |                 |     |
| ML2326.....    | 276      | R27808S.....  | 299 | R27838.....   | 309      | S7905.....      | 254 |                 |     |
| ML2630.....    | 276      | R27808SB..... | 299 | R27839.....   | 309      | S7911.....      | 256 |                 |     |
| ML2634.....    | 277      | R27808SL..... | 299 | R27840.....   | 309      | S7912.....      | 257 |                 |     |
| ML4634.....    | 277      | R27808SR..... | 299 | R27841.....   | 310      | S7913.....      | 257 |                 |     |
| ML6634.....    | 277      | R27809.....   | 299 | R27842.....   | 310      | S7915.....      | 257 |                 |     |
| ML8634.....    | 277      | R27809B.....  | 300 | R27843.....   | 310      | S7916.....      | 257 |                 |     |
| ML171724.....  | 275      | R27809L.....  | 300 | R27844.....   | 310      |                 |     | T               |     |
| ML171730.....  | 275      | R27809R.....  | 300 | R27845.....   | 310      | TS1170-3.....   | 331 |                 |     |
| ML171733.....  | 275      | R27809S.....  | 299 | R27846.....   | 311      | TS1171-3.....   | 332 |                 |     |
|                |          | R27809SB..... | 300 | R27847.....   | 311      | TS1190-3.....   | 332 |                 |     |
| R5APPC.....    | 172      | R27809SL..... | 300 | R27848.....   | 311      | TS1191-3.....   | 332 |                 |     |
| R5APPG.....    | 172      | R27809SR..... | 300 | R27849.....   | 311      | TS1240-3.....   | 333 |                 |     |
| R5APUC.....    | 173      | R27810.....   | 300 | R27850.....   | 311      | TS1240P-3.....  | 333 |                 |     |
| R5APUG.....    | 173      | R27810B.....  | 300 | R27855.....   | 313      | TS1241-3.....   | 333 |                 |     |
| R5BSAPP.....   | 175      | R27810L.....  | 300 | R27856.....   | 313      | TS1241P-3.....  | 333 |                 |     |
| R5BSAPU.....   | 175      | R27810R.....  | 300 | R27857.....   | 313      | TS1260-3.....   | 333 |                 |     |
| R5BSNPP.....   | 175      | R27811.....   | 301 | R27858.....   | 313      | TS1260P-3.....  | 333 |                 |     |
| R5BSNPU.....   | 175      | R27811B.....  | 301 | R27859.....   | 313      | TS1261-3.....   | 333 |                 |     |
| R5CSAPP.....   | 174      | R27811L.....  | 301 | R27860.....   | 314      | TS1261P-3.....  | 333 |                 |     |
| R5CSAPU.....   | 174      | R27811R.....  | 301 | R27861.....   | 314      | TS2330.....     | 334 |                 |     |
| R5CSNPP.....   | 174      | R27812.....   | 301 | R27862.....   | 314      | TS2331.....     | 334 |                 |     |
| R5CSNPU.....   | 175      | R27812B.....  | 301 | R27863.....   | 314      | TS3140-3.....   | 332 |                 |     |
| R5NPPC.....    | 173      | R27812L.....  | 302 | R27864.....   | 314      | TS3141-3.....   | 332 |                 |     |
| R5NPPG.....    | 173      | R27812R.....  | 302 | RDOL.....     | 175      | TS3212.....     | 331 |                 |     |
| R5NPUC.....    | 173      | R27815.....   | 302 |               |          | TS3217.....     | 331 |                 |     |
| R5NPUG.....    | 173      | R27815L.....  | 302 | S2303.....    | 358      | TS5450-3.....   | 333 |                 |     |
| R6APP.....     | 173      | R27815R.....  | 302 | S2304.....    | 358      | TS5451-3.....   | 334 |                 |     |
| R6APU.....     | 173      | R27815S.....  | 302 | S2312.....    | 358      | TS6321-3.....   | 345 |                 |     |
| R6NPP.....     | 174      | R27815SL..... | 302 | S2314.....    | 359      | TS6322-3.....   | 345 |                 |     |
| R6NPU.....     | 174      | R27815SR..... | 302 | S3254.....    | 358      | TS6331-3.....   | 346 |                 |     |
| R2770.....     | 305      | R27816.....   | 302 | S6328-6.....  | 346      | TS6331-3MO..... | 346 |                 |     |
| R2771.....     | 306      | R27816L.....  | 302 | S6338-6.....  | 346      | TS6332-3.....   | 346 |                 |     |

---

## Global offices in Canada

### Head Office

560 Supertest Road  
Toronto, Ontario  
M3J 2M6  
T (416) 650-6500

### Toronto Sales Office

1350 Flint Road  
Toronto, Ontario  
M3J 2J7  
T (416) 661-3660

---

## Showrooms

### Calgary

237 8 Avenue SE, Suite 302  
Calgary, Alberta  
T2G 5C3  
T (403) 250-7770

### The Blueprint Montreal

1010 Sainte-Catherine Street W, Mezz 2  
Montreal, Quebec  
H3B 1E7  
T (514) 866-4331

### Ottawa

251 Laurier Avenue West, Suite 400  
Ottawa, Ontario  
K1P 5J6  
T (613) 234-2881  
*Please call ahead to book an appointment.*

### Edmonton

10158 103 Street NW, Suite 201  
Edmonton, Alberta  
T5J 0X6  
T (780) 444-8922

### Toronto

1350 Flint Road  
Toronto, Ontario  
M3J 2J7  
T (416) 661-3660

### Vancouver

675 West Hastings Street, Suite 1000  
Vancouver, British Columbia  
V6B 1N2  
T (604) 432-1701

### Halifax

1061 Marginal Road, Suite 120  
Halifax, Nova Scotia  
B3H 4P7  
T (902) 422-7434

### The Blueprint Toronto

(MetroCentre)  
200 Wellington Street West, Suite 1602  
Toronto, Ontario  
M5V 3C7

### Winnipeg

111 Lombard Avenue, Suite 220  
Winnipeg, Manitoba  
R3B 0T4  
T (204) 925-3350

