

## Seating

---

Pricing effective January 1, 2025 - Canada

Revised April 1, 2025



# PRICE LIST seating



# think global

## THE GLOBAL EDGE

### ERGONOMICS IN THE OFFICE

- Full range of ergonomically designed workplace, healthcare and office furniture with competitive pricing and built-in value.

### STRENGTH AND STABILITY

- Established in 1966.
- One of North America's largest office furniture manufacturers.
- Manufacturing and showrooms worldwide.

### QUICK SHIP PROGRAM

- Global's Quick Ship program offers the most comprehensive product offering across Canada.
- While we offer many additional products in a wide array of styles and colors, many items will be available to ship to you in as little as ten days.

### STRONG LOCAL REPRESENTATION

- Service and expert advice where you are, when you need it!

### MANUFACTURING CAPABILITY

- Vertical integration ensures "start to finish" control.
- Ongoing research and investment in new, innovative production technology.

### QUALITY ASSURANCE

- The quality program is registered to ISO 9001.
- On-site furniture testing facility.
- Products and components are tested to meet or exceed ANSI/BIFMA standards.
- Products backed by Global's Limited Lifetime Warranty.

### ENVIRONMENTAL COMMITMENT

- Continuous development of "earth friendly" programs.
- One of the first molded foam manufacturers to create ozone-friendly, CFC and HFC-free processes.
- Many seat and back pans are made from recyclable plastics and wood waste, enabling little waste and cost effective products.

## SYMBOL IDENTIFICATION

Each seating product with an RTA code identifies the assembly requirements.

**RTA 00** FULLY ASSEMBLED

**RTA 1** SIMPLE ASSEMBLY (no tools required)

- Parts to install:
- casters
  - base
  - pneumatic cylinder/cover can

**RTA 2** MODEST ASSEMBLY (tools supplied, if necessary)

- Parts to install:
- casters
  - base
  - pneumatic cylinder/cover can
  - back

**RTA 4** MODERATE ASSEMBLY (tools supplied)

- Parts to install:
- casters
  - base
  - pneumatic cylinder/cover can
  - back
  - armrest

**RTA 8** FULL ASSEMBLY (tools supplied)

- Parts to install:
- casters
  - base
  - pneumatic cylinder/cover can
  - back
  - armrest
  - mechanism



All products with this designation are suitable for courier shipment throughout Canada.

# TABLE OF CONTENTS

## A

Academic Task .....	346
Accord (Global Accord).....	33
Arm selections .....	341
Arturo .....	20
Aspen .....	21
Auburn.....	22
Aurora.....	23

## B

Bakhita .....	112
Ballara .....	212
Beach.....	115
Beam Seating.....	116
Braden .....	222

## C

Calidon .....	225
Camino .....	226
Caprice .....	124
Caster selections.....	340
Chap .....	126
Citi .....	231
Citi Square.....	235
Comet.....	128
Concorde .....	24
Concorde Executive 24HR .....	323

## D

Diplomat.....	130
Drift .....	244
Duet.....	131
Duet Beam.....	121

## E

Echo.....	25
Enterprise.....	26
Erin .....	141

## F

Factor.....	28
Factor Multi-Purpose.....	142
File Buddy.....	143
Flap.....	144

## G

G1 Ergo Select.....	30
G1 Ergo Select TS .....	324
G20.....	32
Global Accord.....	33
Granada.....	36
Granada TS.....	319
Granada Deluxe.....	38
Granada Deluxe TS .....	319
Granada with Schukra Lumbar.....	41
Graphic .....	42

## I

Include.....	44
Industrial .....	347
Islands .....	146

## J

Jeo.....	255
----------	-----

## K

Kate .....	256
Key.....	147

## L

Layne.....	148
Lite.....	150
Locust.....	154
Loover.....	46
Luray.....	50

## M

Malaga .....	52
Malaga TS.....	320
Marche.....	155
Mayne .....	157
ML .....	257
ML Park .....	259
Moda .....	158

## N

Noetic.....	53
Novello.....	57

## O

ObusForme .....	60
ObusForme Comfort .....	61
ObusForme Comfort TS.....	321
ObusForme Comfort XL .....	326

## P

Popcorn.....	161
Popcorn Beam .....	122
Prairie.....	260
Prefer.....	64

## R

Rambler .....	261
Rebound .....	166
River .....	263
River+ .....	277
Robust .....	331
Roma .....	66
Roma Nester .....	170

## S

Sas.....	172
Saxon.....	332
Score .....	70
Sidero .....	174
Sidero Beam .....	123
Sirena .....	300
Solar.....	72
Solo .....	74
Sonic.....	178
Sonic Beam .....	120
Sora .....	76
Spritz Task .....	81
Spritz Multi-Purpose & Nesting.....	189
Spyker.....	192
Stream .....	78, 193
Supra .....	83
Supra-X.....	85
Synopsis .....	88

## T

Traditional .....	91
Tritek Ergo Select .....	93
Triumph.....	95
Truform .....	96
Truform TS.....	321
Twilight.....	200
Tye .....	99

## V

Venture.....	303
Vion .....	101
Vion Beam .....	119
Vion TS .....	333
Vitrola.....	306

## W

Wind Seating .....	308
Wind Tables .....	310
Wind Linear Seating .....	312
Wind Linear Tables .....	316

## Y

Yorkdale.....	108
Yorkdale TS .....	322

## Z

Zoma.....	210
-----------	-----

## REFERENCES / PROGRAMS

How to order seating .....	4
Seating by category type .....	5
Ergonomic features and benefits.....	15
Mechanism adjustments.....	16
Arm selections .....	341
Caster selections.....	340
Glide selections.....	341
Base selections .....	342
Cylinder selections.....	344
Industrial caster selections.....	356
COM/GPM authorization form .....	361
Specialty seating.....	345
Textiles and Finishes .....	357
Metal leg, frame + base finish chart.....	360
Terms and Conditions.....	362
Limited Lifetime Warranty .....	365
Index.....	366



# HOW TO ORDER SEATING



**2676-2**

MODEL NUMBER

+



**TC74**

FABRIC CODE

+



**AMF**

ALUMINUM BASE + MEMORY FOAM

+



**CX**

CASTERS

+



**VU19**

MESH CODE

+



**4L**

CYLINDER

## FABRIC CHAIR EXAMPLE

If there are any options for the chair they would be inserted between the model number and frame finish. For example (see above):

### 2676-2 TC74 AMF CX VU19 4L

This would be the Global Accord Mesh HB Knee-Tilter **2676-2**. The seat is upholstered in Terrace, Echo (**TC74**) with a mesh back in Vue, Coal Black (**VU19**). The chair has fixed arms, optional aluminum base + memory foam seat (**AMF**), dual wheel carpet casters (**CX**) and a 4" cylinder, low rise (**4L**).

## CHAIR SAFETY TIPS











### Common sense guidelines to ensure that your Global chair will provide many years of comfort and service in a safe and productive environment:

- Always read and follow assembly instructions. Make sure that all the pieces of your Global chair are installed in the proper order to ensure structural integrity.
- Ensure that chair casters are fully inserted into the base of the unit.
- Inspect your chair for loose or worn parts at least once a year.
- Always keep the base of your chair completely on the floor.
- Most Global chairs are equipped with casters for use on carpeted surfaces. Other flooring surfaces may require different casters.
- Speak to your Global sales representative or refer to the Arm, Caster and Base section (page 335) of this price book for appropriate custom selections.
- Many Global office chairs are equipped with tilt tension controls on the seating mechanism. The tension control compensates for different body weights and postures. Always ensure that the control is properly adjusted for a smooth and controlled tilt motion. Your Global sales representative can demonstrate the proper use of all the adjustments on your office chair.
- Do not stand on your Global chair or sit on the arms of your chair.
- Do not put electrical appliances on chairs. Even fire retardant fabrics can be damaged when exposed to direct heat or flame.
- Choose the right chair for your work environment. Global offers a full line of intensive use, multi-shift and specialized chairs for environments with demanding health or safety requirements. Your Global sales representative is trained to help you make the right choice for your workplace.



**WORK / TASK SEATING**

**Task**






 Aspen .....21	 Luray .....50	 Spritz .....81
 Aurora .....23	 Noetic .....53	 Spritz Multi-Purpose .....189
 Echo .....25	 Novello .....57	 Stream .....78
 Enterprise .....26	 ObusForme .....60	 Supra-X .....85
 Factor .....28	 ObusForme Comfort .....61	 Synopsis .....88
 G1 Ergo Select .....30	 Prefer .....64	 Tritek Ergo Select .....93
 G20 .....32	 Robust .....331	 Triumph .....95
 Granada .....36	 Roma .....66	 Truform .....96
 Granada Deluxe .....38	 Score .....70	 Tye .....99
 Granada with Schukra Lumbar .....41	 Solar .....72	 Vion .....101
 Graphic .....42	 Sonic .....178	 Yorkdale .....108
 Loover .....46	 Sora .....76	

# SEATING BY CATEGORY TYPE


## Conference / Management

	Accord (Global Accord).....33
	Arturo.....20
	Aurora.....23
	Enterprise.....26
	Global Accord.....33
	Graphic.....42
	Include.....44




	Kate.....256
	Luray.....50
	Novello.....57
	ObusForme Comfort.....61
	Prefer.....64
	Roma.....66
	Solar.....72

	Solo.....74
	Supra.....83
	Synopsis.....88
	Traditional.....91
	Tye.....99

## Executive

	Accord (Global Accord).....33
	Arturo.....20
	Auburn.....22
	Concorde.....24

	Global Accord.....33
	Include.....44
	Luray.....50
	ObusForme Comfort.....61

	Robust.....331
	Traditional.....91
	Triumph.....95

Height Adjustable Stools



Factor .....28



File Buddy.....143



Global Accord.....33



Granada.....36



Granada Deluxe .....38



Graphic.....43



Loover.....46



Noetic.....55



Novello.....58



Prefer.....64



Roma.....66



Solar.....72



Spritz.....191



Stream.....78



Supra-X .....85



Tritek Ergo Select.....93



Truform .....96


















Vion.....104

# SEATING BY CATEGORY TYPE





























## MULTI-PURPOSE SEATING

### Stacking

 Bakhita.....112	 Key.....147	 Rebound.....166	 Spyker.....192
 Comet.....128	 Locust.....154	 Sas.....172	 Stream.....193
 Duet.....131	 Moda.....159	 Sidero.....174	 Zoma.....210
 Flap.....144	 Popcorn.....161	 Sonic.....178	

### Guest (Metal)

 Aurora.....23	 Granada Deluxe.....38	 ObusForme Comfort....61	 Supra.....83
 Caprice.....124	 Kate.....256	 Rebound.....166	 Synopsis.....88
 Comet.....128	 Key.....147	 Sas.....172	 Twilight.....200
 Diplomat.....130	 Lite.....150	 Sidero.....174	 Tye.....99
 Enterprise.....26	 Locust.....154	 Solo.....74	 Vion.....204
 Erin.....141	 Marche.....155	 Sonic.....178	
 Factor.....142	 Moda.....158	 Stream.....193	

**Guest (Wood)**



Beach .....115



Chap .....126



Erin .....141



Islands .....146



Layne .....148



Mayne .....157



Traditional .....91



Twilight .....200

**Horizontal Nesting**



Roma Nester .....170



Spritz .....190

**Tandem / Beam / Pedestal**



Beam Seating .....116



Duet Beam .....121



Duet (pedestal) .....138



Global Accord (pedestal) .....34



Luray (pedestal) .....51



Novello (pedestal) .....58



Popcorn Beam .....122



Sidero Beam .....123



Sonic Beam .....120



Sonic (pedestal) .....188



Synopsis (pedestal) .....89


















Vion Beam .....119



Vion (pedestal) .....103

# SEATING BY CATEGORY TYPE

## Stools

	Bakhita.....113		Marche.....155		Sidero.....174
	Caprice.....124		ML.....257		Sonic.....178
	Diplomat.....130		Popcorn.....161		Stream.....193
	Duet.....131		Rebound.....166		Twilight.....200
	File Buddy.....143		Sas.....172		Vion.....204



## LOUNGE SEATING

	Ballara.....212		Jeo.....255		River+.....277
	Braden.....222		Kate.....256		Sirena.....300
	Calidon.....225		ML.....257		Venture.....303
	Camino.....226		ML Park.....259		Vitrola.....306
	Citi.....231		Prairie.....260		Wind/Wind Linear.....308
	Citi Square.....235		Rambler.....261		
	Drift.....244		River.....263		



**HEAVY DUTY / 24HR SEATING**



Concorde Executive 24HR.....323



G1 Ergo Select TS.....324



Granada TS .....319



Granada Deluxe TS.....319



Malaga TS.....320



ObusForme Comfort TS.....321



ObusForme Comfort XL.....326



Robust.....331



Saxon .....332



Truform TS.....321



Vion TS.....333



Yorkdale TS.....322



**SPECIALTY SEATING**



Academic Task.....346



Industrial - 50.....348



Industrial Wipe Down - 64.....353



Sidero (children's model) .....176









# SEATING BY CATEGORY TYPE







## EDUCATION







### Classroom Seating







	Academic Task.....	346
	Duet.....	131
	Flap.....	144
	Graphic.....	42
	Noetic.....	53
	Novello.....	57





	Moda.....	159
	Popcorn.....	161
	Rebound.....	166
	Roma Nester.....	170
	Sidero.....	174
	Sonic.....	178

	Spritz.....	189
	Stream.....	193
	Supra-X.....	85
	Vion.....	101















### Work + Task Seating

	Factor.....	28
	Granada Deluxe.....	38
	Graphic.....	42
	Include.....	44
	Loover.....	46
	Novello.....	57







	ObusForme Comfort.....	61
	Prefer.....	64
	Roma.....	66
	Solar.....	72
	Spritz.....	81
	Stream.....	78

	Supra-X.....	85
	Tritek Ergo Select.....	93
	Truform.....	96
	Vion.....	101













**Guest Seating**

 Beach .....115	 Flap.....144	 Sidero.....174
 Caprice .....124	 Islands.....146	 Sonic .....178
 Chap .....126	 Moda .....158	 Vion .....101
 Duet.....131	 Rebound.....166	 Zoma .....210
 Erin.....141	 Roma.....170	









**Lecture Hall Seating**

 Beam Seating.....116	 Popcorn Beam .....122	 Sonic Beam .....120
 Duet Beam .....121	 Sidero Beam.....123	 Vion Beam.....119

**Lab Seating + Stools**





 Caprice .....124	 Novello.....58	 Spritz .....191
 Duet.....131	 Rebound.....166	 Stream.....193
 Graphic.....43	 Sidero.....174	 Supra-X .....85
 Noetic.....55	 Sonic .....178	 Vion .....104





**Cafeteria Seating**

 Bakhita .....112	 Popcorn .....161	 Spyker .....192
 Duet.....131	 Rebound.....166	 Stream .....193
 Flap.....144	 Sonic .....178	

# SEATING BY CATEGORY TYPE






## Lounge Seating






	Ballara.....	212
	Camino.....	226
	Citi.....	231
	Citi Square.....	235

	Drift.....	244
	ML Park.....	259
	River.....	263
	River+.....	277

	Sirena.....	300
	Venture.....	303
	Wind/Wind Linear.....	308

## Stacking + Nesting Chairs

	Bakhita.....	112
	Duet.....	131
	Flap.....	144
	Moda.....	159
	Popcorn.....	161

	Rebound.....	166
	Roma.....	170
	Sidero.....	174
	Sonic.....	178
	Spritz.....	190

	Spyker.....	192
	Stream.....	193
	Zoma.....	210

EACH GLOBAL CHAIR IS BUILT WITH FEATURES THAT ARE ERGONOMICALLY DESIGNED TO PROMOTE GOOD POSTURE AND PROVIDE MAXIMUM COMFORT. WHILE FULLY SUPPORTING YOUR BODY, THESE FEATURES SHOULD ALSO ALLOW YOU TO ADJUST YOUR CHAIR TO FIT YOU.



## A TENSION ADJUSTMENT

Increase or decrease to match body weight. Allows you to rock comfortably, without heavy pushing, reducing muscle fatigue.



## B CHAIR TILT LOCK

Lock the tilt movement in position(s) to accommodate your working posture. Allows you to lock your chair in a comfortable and supportive position. (Can be either single position, multiple position or infinite position.)



## C SEAT HEIGHT

Raise or lower to allow your feet to rest flat on the floor. Avoids pressure under your thighs, easing blood flow.



## D BACK/LUMBAR HEIGHT ADJUSTMENT

Raise or lower to position lumbar support in your lumbar area. Reduces likelihood of back pain.



## E SEAT DEPTH

Change the depth of the seat to accommodate the length of your thighs. Keeps your back in contact with the backrest while avoiding pressure behind your knees. Can be sliding (MD) or manual.



## F SEAT ANGLE ADJUSTMENT

Allows chair to tilt forward changing the angle of your thighs in relation to the floor. Helps reduce disc pressure during forward leaning tasks.



## G BACK ANGLE ADJUSTMENT

Adjust to change the angle of your torso in relation to your thighs. Helps reduce disc pressure and relaxes your back muscles.



## H ARM HEIGHT

Raise or lower to support your forearms. Reduces muscular effort in neck and shoulders, minimizing risk of pain.



## J KNEE-TILT MOVEMENT

Chair tilt pivot point is toward the front of the seat. Stability is maintained as the user reclines, keeping their feet on the floor and maintaining the same torso to thigh angle.



## L SYNCHRO-TILT MOVEMENT

The seat pivots at the center point, while the backrest reclines at a faster rate than the seat, increasing the angle between the user's torso and thighs. Enhances comfort and encourages dynamic body movement.



## M WATERFALL SEAT EDGE

Reduces pressure at the back of your knees, contributing to good blood flow.



## N CONTOURED CUSHION

Supports the body effectively, allowing you to sit longer without discomfort.



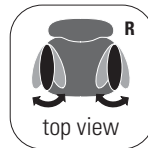
## P VIBRATING SEAT & BACK

Soothing effect contributes to your relaxation during work breaks.



## Q WIDTH ADJUSTABLE ARMS

Allows outward movement of armrests to match shoulder breadth. Ensures armrests properly support forearms, reducing muscular efforts in neck and shoulders.



## R ARM ROTATION

Rotate armcaps to support your forearms in various positions. Reduces muscular effort in neck and shoulders minimizing risk of pain.



## S CENTER TILT

Chair tilts at the center point of the seat allowing you to recline while maintaining the same torso to thigh angle. When your feet are well supported, blood flow is enhanced.



## U SOFT DESCENT PNEUMATIC LIFT

Gently and gradually lowering the seat helps you easily select proper seat height without causing a jerking motion.




## V LUMBAR DEPTH ADJUSTMENT

Increase or decrease curvature of the back to match the profile of your lower back. Enhances comfort and support in the lower lumbar area.

## MAXIMIZING YOUR ERGONOMIC SEATING

- Always select a chair that is designed for the type of work you perform and make certain the chair is comfortable for the length of time spent using it.
- Ensure that the seat and back cushions are contoured to fit your body, which will help eliminate pressure points.
- An ergonomically designed chair should allow changing positions easily.
- As you work, reposition yourself throughout the day to reduce strain and stress on specific muscle groups. If you change job functions, adjust your chair to fit the new task.
- Proper ergonomic seating should help eliminate many of the work related injuries that result from poor posture and poorly designed chairs.


**TASK**



**ADJUSTMENTS**

- (2) Pneumatic seat height
- (8) Manual seat depth
- Back/lumbar height \*\*
- Swivel

**POSTURE TASK**



**ADJUSTMENTS**

- (2) Pneumatic seat height
- (3) Back angle
- (6) Back/lumbar height \*\*
- Seat depth \*
- Swivel


**TILTER**



**ADJUSTMENTS**

- (1) Tilt tension
- (2) Pneumatic seat height
- (9) Multiple position tilt lock \*
- Center tilt action
- Swivel


**KNEE-TILTER**



**ADJUSTMENTS**

- (1) Tilt tension
- (2) Pneumatic seat height
- (9) Multiple position tilt lock \*
- Knee tilt action
- Swivel
- Optional sliding seat depth adjustment (MD)
- Anti kick back


**MULTI-TILTER**



**ADJUSTMENTS**

- (1) Tilt tension
- (2) Pneumatic seat height
- (3) Back angle adjustment
- (4) Seat angle
- (8) Sliding seat depth adjustment (MD)
- (9) Infinite position tilt lock
- Back/lumbar height \*\*
- Center tilt action
- Swivel


**SYNCHRO-TILTER**



**ADJUSTMENTS**

- (1) Tilt tension
- (2) Pneumatic seat height
- (3) Back angle adjustment \*
- (8) Sliding seat depth adjustment (MD)
- (9) Multiple position tilt lock/ synchro tilt action
- Anti kick back \*
- Back/lumbar height \*\*
- Swivel


**POSTURE-TILTER**



**ADJUSTMENTS**

- (1) Tilt tension
- (2) Pneumatic seat height
- (8) Sliding seat depth adjustment (MD)
- (9) Infinite position tilt lock
- Back/lumbar height \*\*
- Swivel


**FUNCTION-TILTER**



**ADJUSTMENTS**

- (1) Tilt tension
- (2) Pneumatic seat height
- (3) Back angle \*
- (9) Upright position tilt lock
- Back/lumbar height \*\*
- Swivel

**OPERATOR**



**ADJUSTMENTS**

- (2) Pneumatic seat height
- (3) Back angle \*(free float/lock)
- (4) Seat angle \*(free float/lock)
- Back/lumbar height \*\*
- With single lever operator mechanism, seat and back angle are controlled using lever 4 \*
- Swivel


**SYNCHRO KNEE-TILTER**



**ADJUSTMENTS**

- (1) Tilt tension
- (2) Pneumatic seat height
- (9) Multiple position tilt lock
- Back/lumbar height \*
- Synchro tilt action
- Anti kick back
- Knee tilt action
- Swivel

**SYNCHRO GLIDER**



**ADJUSTMENTS**

- (1) Tilt tension, dial
- (2) Pneumatic seat height
- (3) Back angle \*
- (8) Sliding seat depth adjustment (MD)
- (9) Multiple position tilt lock
- Back/lumbar height \*\*
- Swivel

- NOTES**
- \* Select models only.
  - \*\* Ratchet back height adjustment on select models.
  - Mechanisms shown are generic depictions and may differ from one chair to another.

GLOBAL FABRIC SAMPLE CARDS DISPLAY THE FOLLOWING ACT FABRIC PERFORMANCE SYMBOLS:

THE ASSOCIATION FOR CONTRACT TEXTILES (ACT) HAS DEVELOPED THE FOLLOWING PERFORMANCE GUIDELINES TO MAKE FABRIC SPECIFICATION EASIER. THE FIVE SYMBOLS GIVE ARCHITECTS, DESIGNERS AND END USERS A VAST AMOUNT OF PERFORMANCE INFORMATION IN A SUCCINCT, VISUAL WAY. THIS CHART LISTS THE REQUIRED TESTS THAT CORRESPOND TO SPECIFIC END USES. AN EXPLANATION OF THE SYMBOL ALSO APPEARS.

## FIRE RETARDANCY



Flammability testing determines a fabric's performance and resistance to burning.

### APPLICATION

Upholstery  
Panels and upholstered walls

### PASSES

California bulletin 117, section E.  
ASTM E 84-03 Class A or Class 1 (unadhered method).

## COLOR FASTNESS TO WET & DRY CROCKING



Color fastness to wet & dry crocking refers to the rubbing off of color from the fabric onto clothing, hands or other materials and can occur under wet or dry conditions.

### APPLICATION

Upholstery  
Panels and upholstered walls

### PASSES

AATCC 8-2001 Dry crocking. Class 4 minimum.  
Wet crocking, Class 3 minimum.  
AATCC 8-2001 E 84 (unadhered method).

## COLOR FASTNESS TO LIGHT



Color fastness to light is the degree to which fabric will retain its color when exposed to light.

### APPLICATION

Upholstery  
Panels and upholstered walls

### PASSES

AATCC option 2-2003 or AATCC - option 3-2003.  
Class 4 minimum of 40 hours.  
AATCC option 2-2003 or AATCC - option 3-2003.  
Class 4 minimum of 40 hours.

## PHYSICAL PROPERTIES



Three physical property tests include: 1 - Brush pill test to determine a fabric's pilling (the formation of fuzzy galls of fiber on the surface of a fabric). 2 - Breaking/tensile strength is the ability of a fabric to withstand tension without breaking or tearing. 3 - Seam slippage is the pulling apart of fabrics at the seams.

### APPLICATION

Upholstery  
Panels and upholstered walls

### PASSES

Brush pill ASTM D3511-02, 3 minimum.  
Breaking strength ASTM D5034-95 (2001) 50 lbs. minimum in warp & weft.  
Seam slippage ASTM D4034 25 lbs. minimum in warp & weft.  
Breaking strength ASTM D5034-95 (2001) (grab test).  
35 lbs. minimum in warp & weft.

## ABRASION



Abrasion is the ability of a fabric to withstand damage from wear and rubbing. There is a general contract specification as well as a heavy duty specification.

























### APPLICATION

General contract upholstery  
Heavy duty upholstery

### PASSES

ASTM D4157-02 (#10 cotton duck) 15,000 double rubs, Wyzenbeek method.  
ASTM D4966-98 (12 KPA pressure) 20,000 double rubs, Martindale method.  
ASTM D4157-02 (#10 cotton duck) 30,000 double rubs, Wyzenbeek method.  
ASTM D4966-98 (12 KPA pressure) 40,000 double rubs, Martindale method.

# work + task

	Arturo.....	20		G1 Ergo Select.....	30		Loover.....	46
	Aspen.....	21		G20.....	32		Luray.....	50
	Auburn.....	22		Global Accord.....	33		Malaga.....	52
	Aurora.....	23		Granada.....	36		Noetic.....	53
	Concorde.....	24		Granada Deluxe.....	38		Novello.....	57
	Echo.....	25		Granada with Schukra Lumbar.....	41		ObusForme.....	60
	Enterprise.....	26		Graphic.....	42		ObusForme Comfort.....	61
	Factor.....	28		Include.....	44		Prefer.....	64



# work + task

 Robust.....331	 Spritz.....81	 Triumph.....95
 Roma.....66	 Stream.....78	 Truform.....96
 Score.....70	 Supra.....83	 Tye.....99
 Solar.....72	 Supra-X.....85	 Vion.....204
 Solo.....74	 Synopsis.....88	 Yorkdale.....108
 Sonic.....178	 Traditional.....91	
 Sora.....76	 Tritek Ergo Select.....93	



ARTURO



model 3991




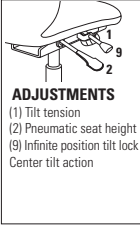

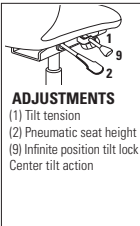

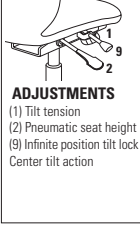
model 3992

STANDARD FEATURES

- Stitched seat and back design, padded headrest (model 3991) and upholstered open arms.
- All models are standard with a five prong, injection molded, fiberglass reinforced nylon Black spider base with (C65) dual wheel carpet casters.
- Base and frame are available in Black only.
- Upholstery options: vinyl or leather only. Vinyl and leather models may feature stitch detail across the seat and/or back cushions, if applicable.

OPTIONAL FEATURES

- There are no arm options for this series.
- Optional abrasion resistant outer back fabric (polyester) is available. Resistant to impact damage. Available in Black only. Please specify (BKB). Add \$9.
- For hard surface flooring casters, please specify (C65R). Add \$21.
- For additional caster options, please refer to the Arm and Caster section (page 335). *Optional casters may be priced higher than the standard casters for your chair and the difference will be charged. Lower priced optional casters will not be credited.*

DESCRIPTION	FEATURES	MODEL #	STANDARD TEXTILE GRADES													
			1	2	3	4	5	6	7	8	9	10	11	12		
 <p><b>Extended HB Tilter</b> COM: 4 YD   3.66 M Unit weight: 50 LB   22.7 KG Carton weight: 54 LB   24.49 KG Carton volume: 14 FT<sup>3</sup>   0.39 MT<sup>3</sup></p> <p>Ergonomic features: A, B, C, M, N, S</p>	 <p><b>ADJUSTMENTS</b> (1) Tilt tension (2) Pneumatic seat height (9) Infinite position tilt lock Center tilt action</p>	<b>3991</b>	-	-	-	-	1407	1595	1783	1947	2151	2343	2603	2971		
		<b>OVERALL DIMENSIONS</b>			<b>SEAT DIMENSIONS</b>			<b>BACK DIMENSIONS</b>								
		<b>W</b>	<b>D</b>	<b>H</b>	<b>W</b>	<b>D</b>	<b>H</b>	<b>W</b>	<b>H</b>							
		IN 26	30.5	50	20.5	20	16.5-20.5	21.5	30.5							
		MM 660	775	1270	521	508	419-521	546	775							
			<b>RTA 1</b>	1 per carton												
 <p><b>HB Tilter</b> COM: 3.5 YD   3.2 M Unit weight: 48 LB   21.8 KG Carton weight: 52 LB   23.59 KG Carton volume: 13.25 FT<sup>3</sup>   0.37 MT<sup>3</sup></p> <p>Ergonomic features: A, B, C, M, N, S</p>	 <p><b>ADJUSTMENTS</b> (1) Tilt tension (2) Pneumatic seat height (9) Infinite position tilt lock Center tilt action</p>	<b>3992</b>	-	-	-	-	1347	1512	1676	1820	1998	2166	2394	2716		
		<b>OVERALL DIMENSIONS</b>			<b>SEAT DIMENSIONS</b>			<b>BACK DIMENSIONS</b>								
		<b>W</b>	<b>D</b>	<b>H</b>	<b>W</b>	<b>D</b>	<b>H</b>	<b>W</b>	<b>H</b>							
		IN 26	30	43	20.5	19.5	16.5-20.5	20.5	25							
		MM 660	762	1092	521	495	419-521	521	635							
			<b>RTA 1</b>	1 per carton												
 <p><b>LB Tilter</b> COM: 3.5 YD   3.2 M Unit weight: 40 LB   18.2 KG Carton weight: 44 LB   19.96 KG Carton volume: 11.5 FT<sup>3</sup>   0.32 MT<sup>3</sup></p> <p>Ergonomic features: A, B, C, M, N, S</p>	 <p><b>ADJUSTMENTS</b> (1) Tilt tension (2) Pneumatic seat height (9) Infinite position tilt lock Center tilt action</p>	<b>3993</b>	-	-	-	-	1300	1465	1629	1773	1951	2119	2347	2669		
		<b>OVERALL DIMENSIONS</b>			<b>SEAT DIMENSIONS</b>			<b>BACK DIMENSIONS</b>								
		<b>W</b>	<b>D</b>	<b>H</b>	<b>W</b>	<b>D</b>	<b>H</b>	<b>W</b>	<b>H</b>							
		IN 26	29.5	37	20.5	19.5	16.5-20.5	20.5	19							
		MM 660	749	940	521	495	419-521	521	483							
			<b>RTA 1</b>	1 per carton												

ASPEN



model 2850-3



model 2851-3



**Lumbar Support**

Back height can be adjusted to enable a user to reposition the contact zone of lumbar support.



model 2852-3


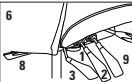



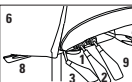
**STANDARD FEATURES**

- Aspen features a slender design and sensitive profile with a superior level of comfort.
- Extended back models are standard with a height adjustable headrest.
- All models offer 2.25" back/lumbar height adjustment via a concealed ratchet system.
- Standard with Global's high quality Soft Descent™ pneumatic lift which slowly and gently lowers the seat height of the chair making it easy to obtain the exact seat height you desire.
- All models are standard with height and width adjustable arms (**AS**) that feature a sliding armcap providing extra support for all users.
- Models feature braille on the underside of all paddles.
- Base and arm detail is standard in Black.
- All models are shipped partially KD.
- Multi-depth mechanism is standard on multi-tilter models. Allows seat to move forward and backward with five locking positions to provide a shallower or deeper seat.
- (**C82**) dual wheel carpet casters are standard.
- Upholstery options: fabric, vinyl or leather. Vinyl and leather models may feature stitch detail across the seat and/or back cushions, if applicable.

**OPTIONAL FEATURES**

- Polished aluminum base (**B7A**) is available, please specify (**ALU**). Add \$131.
- Coordinating Chrome finished arms are available at no upcharge, please specify (**AC**).
- For hard surface flooring casters, please specify (**C9R**). Add \$21.
- For additional arm/caster options, please refer to the Arm and Caster section (page 335). *Optional casters may be priced higher than the standard casters for your chair and the difference will be charged. Lower priced optional casters will not be credited.*



DESCRIPTION	FEATURES	MODEL #	STANDARD TEXTILE GRADES																																						
			1	2	3	4	5	6	7	8	9	10	11	12																											
 <p><b>Extended Back Multi-Tilter</b> COM: 2.5 YD   2.29 M Unit weight: 60 LB   27.3 KG Carton weight: 66 LB   29.94 KG Carton volume: 15.5 FT³   0.43 MT³</p>	 <p><b>ADJUSTMENTS</b> (1) Tilt tension (2) Pneumatic seat height (3) Back angle (4) Seat angle (6) Back/lumbar height (8) Sliding seat depth (9) Infinite position tilt lock</p>	<p>Ergonomic features: A, B, C, D, E, F, G, H, M, N, Q, S, U</p>	<table border="1"> <tr> <td><b>2850-3</b></td> <td>1358</td><td>1438</td><td>1506</td><td>1583</td><td>1711</td><td>1828</td><td>1946</td><td>2048</td><td>2176</td><td>2296</td><td>2458</td><td>2688</td> </tr> </table>												<b>2850-3</b>	1358	1438	1506	1583	1711	1828	1946	2048	2176	2296	2458	2688														
			<b>2850-3</b>	1358	1438	1506	1583	1711	1828	1946	2048	2176	2296	2458	2688																										
			<table border="1"> <tr> <th colspan="3">OVERALL DIMENSIONS</th> <th colspan="3">SEAT DIMENSIONS</th> <th colspan="3">BACK DIMENSIONS</th> </tr> <tr> <th>W</th><th>D</th><th>H</th> <th>W</th><th>D</th><th>H</th> <th>W</th><th>H</th> </tr> <tr> <td>IN 25</td><td>24</td><td>46.75</td> <td>19.5</td><td>18.5-21.5</td><td>16.5-20.5</td> <td>18.5</td><td>26.5-29</td> </tr> <tr> <td>MM 635</td><td>610</td><td>1187</td> <td>495</td><td>470-546</td><td>419-521</td> <td>470</td><td>673-737</td> </tr> </table>			OVERALL DIMENSIONS			SEAT DIMENSIONS			BACK DIMENSIONS			W	D	H	W	D	H	W	H	IN 25	24	46.75	19.5	18.5-21.5	16.5-20.5	18.5	26.5-29	MM 635	610	1187	495	470-546	419-521	470	673-737	<p><b>RTA 2</b> 1 per carton</p>		
			OVERALL DIMENSIONS			SEAT DIMENSIONS			BACK DIMENSIONS																																
W	D	H	W	D	H	W	H																																		
IN 25	24	46.75	19.5	18.5-21.5	16.5-20.5	18.5	26.5-29																																		
MM 635	610	1187	495	470-546	419-521	470	673-737																																		
<table border="1"> <tr> <td><b>2850-3</b></td> <td>1224</td><td>1296</td><td>1357</td><td>1427</td><td>1541</td><td>1647</td><td>1753</td><td>1845</td><td>1960</td><td>2068</td><td>2214</td><td>2421</td> </tr> </table>												<b>2850-3</b>	1224	1296	1357	1427	1541	1647	1753	1845	1960	2068	2214	2421																	
<b>2850-3</b>	1224	1296	1357	1427	1541	1647	1753	1845	1960	2068	2214	2421																													
<table border="1"> <tr> <th colspan="3">OVERALL DIMENSIONS</th> <th colspan="3">SEAT DIMENSIONS</th> <th colspan="3">BACK DIMENSIONS</th> </tr> <tr> <th>W</th><th>D</th><th>H</th> <th>W</th><th>D</th><th>H</th> <th>W</th><th>H</th> </tr> <tr> <td>IN 25</td><td>24</td><td>41</td> <td>19.5</td><td>18.5-21.5</td><td>16.5-20.5</td> <td>18.5</td><td>22.5-25</td> </tr> <tr> <td>MM 635</td><td>610</td><td>1041</td> <td>495</td><td>470-546</td><td>419-521</td> <td>470</td><td>572-635</td> </tr> </table>			OVERALL DIMENSIONS			SEAT DIMENSIONS			BACK DIMENSIONS			W	D	H	W	D	H	W	H	IN 25	24	41	19.5	18.5-21.5	16.5-20.5	18.5	22.5-25	MM 635	610	1041	495	470-546	419-521	470	572-635	<p><b>RTA 2</b> 1 per carton</p>					
OVERALL DIMENSIONS			SEAT DIMENSIONS			BACK DIMENSIONS																																			
W	D	H	W	D	H	W	H																																		
IN 25	24	41	19.5	18.5-21.5	16.5-20.5	18.5	22.5-25																																		
MM 635	610	1041	495	470-546	419-521	470	572-635																																		
<table border="1"> <tr> <td><b>2850-3</b></td> <td>1182</td><td>1246</td><td>1300</td><td>1362</td><td>1464</td><td>1558</td><td>1652</td><td>1734</td><td>1836</td><td>1932</td><td>2062</td><td>2246</td> </tr> </table>												<b>2850-3</b>	1182	1246	1300	1362	1464	1558	1652	1734	1836	1932	2062	2246																	
<b>2850-3</b>	1182	1246	1300	1362	1464	1558	1652	1734	1836	1932	2062	2246																													
<table border="1"> <tr> <th colspan="3">OVERALL DIMENSIONS</th> <th colspan="3">SEAT DIMENSIONS</th> <th colspan="3">BACK DIMENSIONS</th> </tr> <tr> <th>W</th><th>D</th><th>H</th> <th>W</th><th>D</th><th>H</th> <th>W</th><th>H</th> </tr> <tr> <td>IN 25</td><td>24</td><td>37</td> <td>19.5</td><td>18.5-21.5</td><td>16.5-20.5</td> <td>18.5</td><td>18.5-21</td> </tr> <tr> <td>MM 635</td><td>610</td><td>940</td> <td>495</td><td>470-546</td><td>419-521</td> <td>470</td><td>470-533</td> </tr> </table>			OVERALL DIMENSIONS			SEAT DIMENSIONS			BACK DIMENSIONS			W	D	H	W	D	H	W	H	IN 25	24	37	19.5	18.5-21.5	16.5-20.5	18.5	18.5-21	MM 635	610	940	495	470-546	419-521	470	470-533	<p><b>RTA 2</b> 1 per carton</p>					
OVERALL DIMENSIONS			SEAT DIMENSIONS			BACK DIMENSIONS																																			
W	D	H	W	D	H	W	H																																		
IN 25	24	37	19.5	18.5-21.5	16.5-20.5	18.5	18.5-21																																		
MM 635	610	940	495	470-546	419-521	470	470-533																																		
 <p><b>HB Multi-Tilter</b> COM: 2.25 YD   2.06 M Unit weight: 58 LB   26.4 KG Carton weight: 64 LB   29.03 KG Carton volume: 15.5 FT³   0.43 MT³</p>	 <p><b>ADJUSTMENTS</b> (1) Tilt tension (2) Pneumatic seat height (3) Back angle (4) Seat angle (6) Back/lumbar height (8) Sliding seat depth (9) Infinite position tilt lock</p>	<p>Ergonomic features: A, B, C, D, E, F, G, H, M, N, Q, S, U</p>	<table border="1"> <tr> <td><b>2851-3</b></td> <td>1182</td><td>1246</td><td>1300</td><td>1362</td><td>1464</td><td>1558</td><td>1652</td><td>1734</td><td>1836</td><td>1932</td><td>2062</td><td>2246</td> </tr> </table>												<b>2851-3</b>	1182	1246	1300	1362	1464	1558	1652	1734	1836	1932	2062	2246														
			<b>2851-3</b>	1182	1246	1300	1362	1464	1558	1652	1734	1836	1932	2062	2246																										
			<table border="1"> <tr> <th colspan="3">OVERALL DIMENSIONS</th> <th colspan="3">SEAT DIMENSIONS</th> <th colspan="3">BACK DIMENSIONS</th> </tr> <tr> <th>W</th><th>D</th><th>H</th> <th>W</th><th>D</th><th>H</th> <th>W</th><th>H</th> </tr> <tr> <td>IN 25</td><td>24</td><td>41</td> <td>19.5</td><td>18.5-21.5</td><td>16.5-20.5</td> <td>18.5</td><td>22.5-25</td> </tr> <tr> <td>MM 635</td><td>610</td><td>1041</td> <td>495</td><td>470-546</td><td>419-521</td> <td>470</td><td>572-635</td> </tr> </table>			OVERALL DIMENSIONS			SEAT DIMENSIONS			BACK DIMENSIONS			W	D	H	W	D	H	W	H	IN 25	24	41	19.5	18.5-21.5	16.5-20.5	18.5	22.5-25	MM 635	610	1041	495	470-546	419-521	470	572-635	<p><b>RTA 2</b> 1 per carton</p>		
			OVERALL DIMENSIONS			SEAT DIMENSIONS			BACK DIMENSIONS																																
W	D	H	W	D	H	W	H																																		
IN 25	24	41	19.5	18.5-21.5	16.5-20.5	18.5	22.5-25																																		
MM 635	610	1041	495	470-546	419-521	470	572-635																																		
<table border="1"> <tr> <td><b>2851-3</b></td> <td>1182</td><td>1246</td><td>1300</td><td>1362</td><td>1464</td><td>1558</td><td>1652</td><td>1734</td><td>1836</td><td>1932</td><td>2062</td><td>2246</td> </tr> </table>												<b>2851-3</b>	1182	1246	1300	1362	1464	1558	1652	1734	1836	1932	2062	2246																	
<b>2851-3</b>	1182	1246	1300	1362	1464	1558	1652	1734	1836	1932	2062	2246																													
<table border="1"> <tr> <th colspan="3">OVERALL DIMENSIONS</th> <th colspan="3">SEAT DIMENSIONS</th> <th colspan="3">BACK DIMENSIONS</th> </tr> <tr> <th>W</th><th>D</th><th>H</th> <th>W</th><th>D</th><th>H</th> <th>W</th><th>H</th> </tr> <tr> <td>IN 25</td><td>24</td><td>37</td> <td>19.5</td><td>18.5-21.5</td><td>16.5-20.5</td> <td>18.5</td><td>18.5-21</td> </tr> <tr> <td>MM 635</td><td>610</td><td>940</td> <td>495</td><td>470-546</td><td>419-521</td> <td>470</td><td>470-533</td> </tr> </table>			OVERALL DIMENSIONS			SEAT DIMENSIONS			BACK DIMENSIONS			W	D	H	W	D	H	W	H	IN 25	24	37	19.5	18.5-21.5	16.5-20.5	18.5	18.5-21	MM 635	610	940	495	470-546	419-521	470	470-533	<p><b>RTA 2</b> 1 per carton</p>					
OVERALL DIMENSIONS			SEAT DIMENSIONS			BACK DIMENSIONS																																			
W	D	H	W	D	H	W	H																																		
IN 25	24	37	19.5	18.5-21.5	16.5-20.5	18.5	18.5-21																																		
MM 635	610	940	495	470-546	419-521	470	470-533																																		
 <p><b>MB Multi-Tilter</b> COM: 2 YD   1.83 M Unit weight: 56 LB   25.5 KG Carton weight: 62 LB   28.12 KG Carton volume: 13 FT³   0.36 MT³</p>	 <p><b>ADJUSTMENTS</b> (1) Tilt tension (2) Pneumatic seat height (3) Back angle (4) Seat angle (6) Back/lumbar height (8) Sliding seat depth (9) Infinite position tilt lock</p>	<p>Ergonomic features: A, B, C, D, E, F, G, H, M, N, Q, S, U</p>	<table border="1"> <tr> <td><b>2852-3</b></td> <td>1182</td><td>1246</td><td>1300</td><td>1362</td><td>1464</td><td>1558</td><td>1652</td><td>1734</td><td>1836</td><td>1932</td><td>2062</td><td>2246</td> </tr> </table>												<b>2852-3</b>	1182	1246	1300	1362	1464	1558	1652	1734	1836	1932	2062	2246														
			<b>2852-3</b>	1182	1246	1300	1362	1464	1558	1652	1734	1836	1932	2062	2246																										
			<table border="1"> <tr> <th colspan="3">OVERALL DIMENSIONS</th> <th colspan="3">SEAT DIMENSIONS</th> <th colspan="3">BACK DIMENSIONS</th> </tr> <tr> <th>W</th><th>D</th><th>H</th> <th>W</th><th>D</th><th>H</th> <th>W</th><th>H</th> </tr> <tr> <td>IN 25</td><td>24</td><td>37</td> <td>19.5</td><td>18.5-21.5</td><td>16.5-20.5</td> <td>18.5</td><td>18.5-21</td> </tr> <tr> <td>MM 635</td><td>610</td><td>940</td> <td>495</td><td>470-546</td><td>419-521</td> <td>470</td><td>470-533</td> </tr> </table>			OVERALL DIMENSIONS			SEAT DIMENSIONS			BACK DIMENSIONS			W	D	H	W	D	H	W	H	IN 25	24	37	19.5	18.5-21.5	16.5-20.5	18.5	18.5-21	MM 635	610	940	495	470-546	419-521	470	470-533	<p><b>RTA 2</b> 1 per carton</p>		
			OVERALL DIMENSIONS			SEAT DIMENSIONS			BACK DIMENSIONS																																
W	D	H	W	D	H	W	H																																		
IN 25	24	37	19.5	18.5-21.5	16.5-20.5	18.5	18.5-21																																		
MM 635	610	940	495	470-546	419-521	470	470-533																																		
<table border="1"> <tr> <td><b>2852-3</b></td> <td>1182</td><td>1246</td><td>1300</td><td>1362</td><td>1464</td><td>1558</td><td>1652</td><td>1734</td><td>1836</td><td>1932</td><td>2062</td><td>2246</td> </tr> </table>												<b>2852-3</b>	1182	1246	1300	1362	1464	1558	1652	1734	1836	1932	2062	2246																	
<b>2852-3</b>	1182	1246	1300	1362	1464	1558	1652	1734	1836	1932	2062	2246																													
<table border="1"> <tr> <th colspan="3">OVERALL DIMENSIONS</th> <th colspan="3">SEAT DIMENSIONS</th> <th colspan="3">BACK DIMENSIONS</th> </tr> <tr> <th>W</th><th>D</th><th>H</th> <th>W</th><th>D</th><th>H</th> <th>W</th><th>H</th> </tr> <tr> <td>IN 25</td><td>24</td><td>37</td> <td>19.5</td><td>18.5-21.5</td><td>16.5-20.5</td> <td>18.5</td><td>18.5-21</td> </tr> <tr> <td>MM 635</td><td>610</td><td>940</td> <td>495</td><td>470-546</td><td>419-521</td> <td>470</td><td>470-533</td> </tr> </table>			OVERALL DIMENSIONS			SEAT DIMENSIONS			BACK DIMENSIONS			W	D	H	W	D	H	W	H	IN 25	24	37	19.5	18.5-21.5	16.5-20.5	18.5	18.5-21	MM 635	610	940	495	470-546	419-521	470	470-533	<p><b>RTA 2</b> 1 per carton</p>					
OVERALL DIMENSIONS			SEAT DIMENSIONS			BACK DIMENSIONS																																			
W	D	H	W	D	H	W	H																																		
IN 25	24	37	19.5	18.5-21.5	16.5-20.5	18.5	18.5-21																																		
MM 635	610	940	495	470-546	419-521	470	470-533																																		

AUBURN



model 3767



Wood-capped base



Polished aluminum



**Optional ALU Base**  
See right for details.




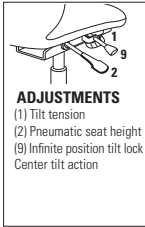
**Optional B4M Base**  
See right for details.

STANDARD FEATURES

- This transitional style judge's chair offers a scrolled urethane arm for durability and comfort.
- Arm frame is made from Black cast aluminum for exceptional strength and quality.
- Standard with soft, durable, self-skinned urethane (SSU) armcaps that are warm to the touch.
- Five prong, injection molded, fiberglass reinforced nylon Black spider base with **(C10)** dual wheel carpet casters.
- Upholstery options: leather only. Models may feature a horizontal stitch detail across the seat and/or back cushions, if applicable.

OPTIONAL FEATURES

- Oval style wood-capped steel base (**B4M**) with **(C1)** casters is available. Genuine maple faced veneers and solids are used. Available in Absolute (AAM), Black (BKM), Cherry (ACM), Espresso Cafe (ECM), English Oak (EOM), Fruitwood (TFM), Gray (HGM), Honey (AHM), Mahogany (TMM), Maple (AVM), Medium Walnut (MWM), Natural Walnut (NLW), Night (ASM), Noce Biondo (NBM), Noce Grigio (NGM), Noce Leggero (NEM), Noce Medio (NMM), Shaker Cherry (SKM), Walnut (TWM), WC Cream (WTM), White (WHM) and Winter Cherry (WCM). Please specify. Add \$131.
- Polished aluminum base is available, please specify **(ALU)**. Add \$131.
- For hard surface flooring casters, please specify **(C10R)**. Add \$20.
- For additional arm/caster options, please refer to the Arm and Caster section (page 335). *Optional casters may be priced higher than the standard casters for your chair and the difference will be charged. Lower priced optional casters will not be credited.*

DESCRIPTION	FEATURES	MODEL #	STANDARD TEXTILE GRADES											
			1	2	3	4	5	6	7	8	9	10	11	12
 <p><b>HB Tilter</b> COM: 3 YD   2.74 M Unit weight: 66 LB   30 KG Carton weight: 77.5 LB   35.15 KG Carton volume: 24.5 FT<sup>3</sup>   0.69 MT<sup>3</sup></p>	 <p><b>ADJUSTMENTS</b> (1) Tilt tension (2) Pneumatic seat height (9) Infinite position tilt lock Center tilt action</p>	<b>3767</b>	-	-	-	-	1394	1535	1676	1799	1952	2096	2291	2567
		<b>OVERALL DIMENSIONS</b>			<b>SEAT DIMENSIONS</b>			<b>BACK DIMENSIONS</b>						
		<b>W</b>	<b>D</b>	<b>H</b>	<b>W</b>	<b>D</b>	<b>H</b>	<b>W</b>	<b>H</b>					
IN 28	28	46.5	21.5	18	18-22	21.5	26							
MM 711	711	1181	546	457	457-559	546	660							
		<b>RTA 00</b>	1 per carton											

Ergonomic features:  
A, B, C, M, N, S

AURORA




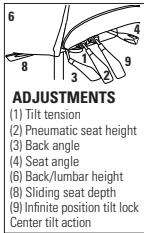


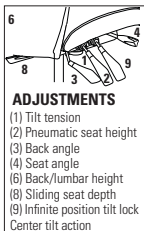

model 1220-3

STANDARD FEATURES

- Exceptional value task seating including two back heights.
- Compound curved back and seat comfortably match body shape.
- Height adjustable (3P) arms with soft, durable, self-skinned urethane (SSU) armcaps that are warm to the touch.
- Vari-Width (WA) width adjustable arm extensions are standard when chair is ordered with adjustable arms. Allows the arms to move away from the seat by 2" on each side to allow space if desired for broader hip widths.
- Side activated sliding seat depth adjustment is standard on multi-tilters.
- Vertical back height ratchet adjustment of 5.25", standard on all models (except task chairs, armchairs and side chairs).
- Back support upright is 3" wide for extra strength.
- All models are standard with a five prong, injection molded, fiberglass reinforced nylon Black spider base with (C65) dual wheel carpet casters.
- Upholstery options: fabric, vinyl or leather. Vinyl and leather models may feature stitch detail across the seat and/or back cushions, if applicable.

OPTIONAL FEATURES

- Polished aluminum base with Black end guards (B2) is available, please specify (ALU). Add \$131.
- For hard surface flooring casters, please specify (C65R). Add \$21.
- For additional arm/caster options, please refer to the Arm and Caster section (page 335). *Optional casters may be priced higher than the standard casters for your chair and the difference will be charged. Lower priced optional casters will not be credited.*

DESCRIPTION	FEATURES	MODEL #	STANDARD TEXTILE GRADES											
			1	2	3	4	5	6	7	8	9	10	11	12
 <p><b>High Back Multi-Tilter</b> COM: 2 YD   1.83 M Unit weight: 57 LB   25.9 KG Carton weight: 69 LB   31.3 KG Carton volume: 10.5 FT³   0.29 MT³</p>	 <p><b>ADJUSTMENTS</b> (1) Tilt tension (2) Pneumatic seat height (3) Back angle (4) Seat angle (6) Back/lumbar height (8) Sliding seat depth (9) Infinite position tilt lock Center tilt action</p>	<b>1220-3</b>	900	964	1018	1080	1182	1276	1370	1452	1554	1650	1780	1964
			<b>OVERALL DIMENSIONS</b>			<b>SEAT DIMENSIONS</b>			<b>BACK DIMENSIONS</b>					
			IN	25.5	25	46.5	21	18-21	17.5-22.5	19.5	23-28.25			
MM	648	635	1181	533	457-533	445-572	495	584-718						
				<b>RTA 2</b>		1 per carton								
 <p><b>Medium Back Multi-Tilter</b> COM: 1.75 YD   1.6 M Unit weight: 54 LB   24.5 KG Carton weight: 66 LB   29.94 KG Carton volume: 10.5 FT³   0.29 MT³</p>	 <p><b>ADJUSTMENTS</b> (1) Tilt tension (2) Pneumatic seat height (3) Back angle (4) Seat angle (6) Back/lumbar height (8) Sliding seat depth (9) Infinite position tilt lock Center tilt action</p>	<b>1221-3</b>	850	906	953	1008	1097	1179	1261	1333	1422	1506	1620	1781
			<b>OVERALL DIMENSIONS</b>			<b>SEAT DIMENSIONS</b>			<b>BACK DIMENSIONS</b>					
			IN	25.5	25	42.5	21	18-21	17.5-22.5	19.5	19-24.25			
MM	648	635	1080	533	457-533	445-572	495	483-616						
				<b>RTA 2</b>		1 per carton								

CONCORDE



model 2400-18



model 2400-18



**Push Button**  
Location within reach increases your adjustment. Promotes good posture as you move to various positions.



model 2409



**Polished ALU Base**  
Concorde Presidential model (2409) is standard with a polished aluminum base.

STANDARD FEATURES

- All adjustments are made with easy-use button controls that are conveniently located in full view.
- Compound curved molded foam seat and back cushions.
- Standard with Allen-bolted width adjustable arms (Allen key included). Arms adjust 1.25" wider on each side for a total of 2.5" extra width.
- Push button controlled tilt lock and push button controlled seat height.
- Seat cushions are easily removed without tools for ease of cleaning.
- Five prong, injection molded, fiberglass reinforced nylon Black base with (C10) dual wheel carpet casters.
- Upholstery options: fabric, vinyl or leather. Vinyl and leather models may feature stitch detail across the seat and/or back cushions, if applicable.
- Model 2424 is rated for multi-shift use for persons up to 350 lbs.
- For 24 hour application, Global's Limited Lifetime Warranty is applicable only on fabrics that are rated for 100,000 double rubs.

OPTIONAL FEATURES




- There are no arm options for this series.
- For hard surface flooring casters, please specify (C10R). Add \$20.
- For additional caster options, please refer to the Arm and Caster section (page 335). *Optional casters may be priced higher than the standard casters for your chair and the difference will be charged. Lower priced optional casters will not be credited.*

CONCORDE PRESIDENTIAL (MODEL #2409) STANDARD FEATURES

- Only available in leather.
- Has a larger headrest, wider back and closed upholstered arms.
- Features decorative stitching, standard in a heavy gauge off-white stitch detail to show contrast with leather upholstery.
- Features perforated leather inserts in the seat and back cushions.
- Standard with (C25) dual wheel carpet casters
- Standard with a Black arm button trim.
- Standard with a polished aluminum base.

OPTIONAL FEATURES

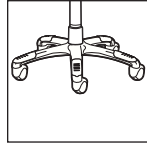
- Normal gauge color coordinated thread can be used upon request. Specify "matching thread" on order. No upcharge.
- Non-perforated leather inserts in the seat and back cushions are optional. Please specify (NR).
- Optional with a Black base at no additional cost, please specify (BLK).

DESCRIPTION	FEATURES	MODEL #	STANDARD TEXTILE GRADES															
			1	2	3	4	5	6	7	8	9	10	11	12				
 <p><b>HB Multi-Tilter Concorde Executive</b> COM: 2.5 YD   2.29 M Unit weight: 70 LB   31.8 KG Carton weight: 81.5 LB   36.97 KG Carton volume: 24.5 FT³   0.69 MT³</p>	<p><b>ADJUSTMENTS</b></p> <ul style="list-style-type: none"> <li>- Tilt tension</li> <li>- 7 position back height</li> <li>- Center tilt action</li> <li>- 3 button control</li> </ul> <p><b>Right arm</b></p> <ul style="list-style-type: none"> <li>- Pneumatic seat height</li> </ul> <p><b>Left arm</b></p> <ul style="list-style-type: none"> <li>- 7 position back angle</li> <li>- 5 position tilt lock</li> </ul>	<p>Ergonomic features: A, B, C, D, G, M, N, O, S, T</p>	2400-18	-	3392	3460	3537	3665	3782	3900	4002	4130	4250	4412	4642			
			Seat depth: 18.5															
						<b>OVERALL DIMENSIONS</b>				<b>SEAT DIMENSIONS</b>			<b>BACK DIMENSIONS</b>					
						W	D	H	W	D	H	W	H					
			IN 26	28	48	21	18.5	17.5-21.5	21	29.5-32.5								
			MM 660	711	1219	533	470	445-546	533	749-826								
			RTA 00			1 per carton												
 <p><b>HB Synchro-Tilter Deluxe Concorde Presidential</b> COM: 3.5 YD   3.2 M Unit weight: 70 LB   31.8 KG Carton weight: 81.5 LB   36.97 KG Carton volume: 24.5 FT³   0.69 MT³</p>	<p><b>ADJUSTMENTS</b></p> <ul style="list-style-type: none"> <li>- Tilt tension</li> <li>- Sliding seat depth</li> <li>- 7 position back height</li> <li>- Synchro tilt action</li> <li>- Anti kick back</li> <li>- 2 button control</li> </ul> <p><b>Right arm</b></p> <ul style="list-style-type: none"> <li>- Pneumatic seat height</li> </ul> <p><b>Left arm</b></p> <ul style="list-style-type: none"> <li>- 5 position tilt lock</li> </ul>	<p>Ergonomic features: A, B, C, D, E, L, M, N, O, T</p>	2409	-	-	-	-	-	-	-	-	-	4567	4795	5117			
			Seat depth adjust: 16" to 18"															
						<b>OVERALL DIMENSIONS</b>				<b>SEAT DIMENSIONS</b>			<b>BACK DIMENSIONS</b>					
						W	D	H	W	D	H	W	H					
			IN 28.5	27	50	21	18-20	18-22	21	28-31								
			MM 724	686	1270	533	457-508	457-559	533	711-787								
			RTA 00			1 per carton												
 <p><b>HB Synchro-Tilter Concorde Executive 24HR</b> COM: 2.5 YD   2.29 M Unit weight: 70 LB   31.8 KG Carton weight: 81.5 LB   36.97 KG Carton volume: 24.5 FT³   0.69 MT³</p>	<p><b>ADJUSTMENTS</b></p> <ul style="list-style-type: none"> <li>- Tilt tension</li> <li>- Sliding seat depth</li> <li>- 7 position back height</li> <li>- Synchro tilt action</li> <li>- Anti kick back</li> <li>- 2 button control</li> </ul> <p><b>Right arm</b></p> <ul style="list-style-type: none"> <li>- Pneumatic seat height</li> </ul> <p><b>Left arm</b></p> <ul style="list-style-type: none"> <li>- 5 position tilt lock</li> </ul>	<p>Ergonomic features: A, B, C, D, E, L, M, N, O, T</p>	2424	-	2716	2784	2861	2989	3106	3224	3326	3454	3574	3736	3966			
			Seat depth adjust: 16" to 18"															
						<b>OVERALL DIMENSIONS</b>				<b>SEAT DIMENSIONS</b>			<b>BACK DIMENSIONS</b>					
						W	D	H	W	D	H	W	H					
			IN 28.5	27	50	21	16-18	18-22	21	28-31								
			MM 724	686	1270	533	406-457	457-559	533	711-787								
			RTA 00			1 per carton												

ECHO



model 3670-3



**Optional ALU Base**  
See right for details.




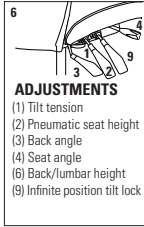


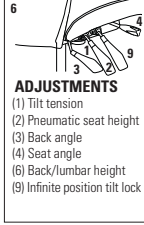
**Optional Memory Foam**  
See right for details.

STANDARD FEATURES

- A form fitted contoured back incorporates a Schukra™ lumbar mechanism and provides full support from shoulder to hip.
- Multi-tilter models offer 2.25" back/lumbar height adjustment via a concealed ratchet system.
- A unique dial on the back of the chair allows for customized lumbar support.
- Standard with height and width adjustable waterfall arms (3P) with self-skinned urethane (SSU) armcaps.
- Vari-Width (WA) width adjustable arm extensions are standard when chair is ordered with adjustable arms. Allows the arms to move away from the seat by 2" on each side to allow space if desired for broader hip widths.
- Multi-tilter models are standard with a five prong, injection molded, fiberglass reinforced nylon Black spider base with dual wheel carpet casters (C65).
- Upholstery options: fabric, vinyl or leather. Vinyl and leather models may feature stitch detail across the seat and/or back cushions, if applicable.

OPTIONAL FEATURES

- Polished aluminum base with Black end guards (B2) is available, please specify (ALU). Add \$131.
- Optional sliding seat depth adjustment is available, please specify (MDB). Add \$32.
- For hard surface flooring casters, please specify (C65R). Add \$21.
- For additional arm/caster options, please refer to the Arm and Caster section (page 335). *Optional casters may be priced higher than the standard casters for your chair and the difference will be charged. Lower priced optional casters will not be credited.*

DESCRIPTION	FEATURES	MODEL #	STANDARD TEXTILE GRADES														
			1	2	3	4	5	6	7	8	9	10	11	12			
 <p><b>HB Multi-Tilter</b> COM: 2 YD   1.83 M Unit weight: 54 LB   24.5 KG Carton weight: 60 LB   27.22 KG Carton volume: 10.5 FT³   0.29 MT³</p>	 <p><b>ADJUSTMENTS</b> (1) Tilt tension (2) Pneumatic seat height (3) Back angle (4) Seat angle (6) Back/lumbar height (9) Infinite position tilt lock</p>	<p>Ergonomic features: A, B, C, D, F, G, H, M, N, Q, S, V</p>	<b>3670-3</b>	1046	1110	1164	1226	1328	1422	1516	1598	1700	1796	1926	2110		
			<b>OVERALL DIMENSIONS</b>			<b>SEAT DIMENSIONS</b>			<b>BACK DIMENSIONS</b>								
			<b>W</b>	<b>D</b>	<b>H</b>	<b>W</b>	<b>D</b>	<b>H</b>	<b>W</b>	<b>H</b>							
			IN 26	26.5	50	20.5	18.5	17-22	19	28.5-31							
MM 660	673	1270	521	470	432-559	483	724-787										
			<b>RTA 2</b>		1 per carton												
 <p><b>MB Multi-Tilter</b> COM: 1.75 YD   1.6 M Unit weight: 52 LB   23.6 KG Carton weight: 58 LB   26.31 KG Carton volume: 10.5 FT³   0.29 MT³</p>	 <p><b>ADJUSTMENTS</b> (1) Tilt tension (2) Pneumatic seat height (3) Back angle (4) Seat angle (6) Back/lumbar height (9) Infinite position tilt lock</p>	<p>Ergonomic features: A, B, C, D, F, G, H, M, N, Q, S, V</p>	<b>3671-3</b>	1009	1065	1112	1167	1256	1338	1420	1492	1581	1665	1779	1940		
			<b>OVERALL DIMENSIONS</b>			<b>SEAT DIMENSIONS</b>			<b>BACK DIMENSIONS</b>								
			<b>W</b>	<b>D</b>	<b>H</b>	<b>W</b>	<b>D</b>	<b>H</b>	<b>W</b>	<b>H</b>							
			IN 26	26.5	44	20.5	18.5	17-21	19	22.5-25							
MM 660	673	1118	521	470	432-533	483	572-635										
			<b>RTA 2</b>	1 per carton													

ENTERPRISE



model 4560



model 4565



Optional B4M Base  
See right for details.




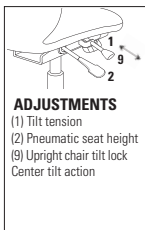

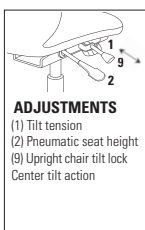

model 4571-3

STANDARD FEATURES


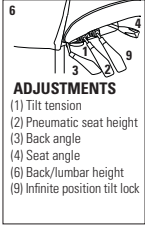


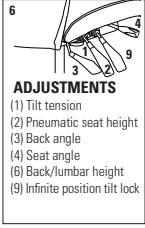

- Gently sculpted seat and back provide lateral and lumbar support.
- Fixed height, impact and scuff resistant curved arms are standard on models 4560, 4561 and 4565. All other models are standard with height adjustable T-arms with teardrop shaped (TD) self-skinned urethane (SSU) armcaps.
- All models (except armchair) are standard with a five prong, injection molded, fiberglass reinforced nylon Black base with dual wheel carpet casters (C65).
- Arms are available in Black only.
- Vari-Width (WA) width adjustable arm extensions are standard when chair is ordered with adjustable arms. Allows the arms to move away from the seat by 2" on each side to allow space if desired for broader hip widths.
- Upholstery options: fabric or vinyl only. Vinyl models may feature stitch detail across the seat and/or back cushions, if applicable.

OPTIONAL FEATURES

- Oval style wood-capped steel base (B4M) with (C1) casters is available. Genuine maple faced veneers and solids are used. Available in Absolute (AAM), Black (BKM), Cherry (ACM), Espresso Cafe (ECM), English Oak (EOM), Fruitwood (TFM), Gray (HGM), Honey (AHM), Mahogany (TMM), Maple (AVM), Medium Walnut, (MWM), Natural Walnut (NLW), Night (ASM), Noce Biondo (NBM), Noce Grigio (NGM), Noce Leggero (NEM), Noce Medio (NMM), Shaker Cherry (SKM), Walnut (TWM), WC Cream (WTM), White (WHM) and Winter Cherry (WCM). Please specify. Add \$131.
- Available with vinyl edge bumper guard option (EG). Add \$22.
- Upholstered armcaps are available for models 4560, 4561 and 4565, please specify (U). Add \$158.
- Optional sliding seat depth adjustment is available on multi-tilter models 4570-3 and 4571-3, please specify (MDB). Add \$32.
- Optional abrasion resistant outer back fabric (polyester) is available. Resistant to impact damage. Available in Black only. Please specify (BKB). Add \$9.
- For hard surface flooring casters, please specify (C65R). Add \$21.
- For additional arm/caster options, please refer to the Arm and Caster section (page 335). *Optional casters may be priced higher than the standard casters for your chair and the difference will be charged. Lower priced optional casters will not be credited.*

DESCRIPTION	FEATURES	MODEL #	STANDARD TEXTILE GRADES														
			1	2	3	4	5	6	7	8	9	10	11	12			
 <p><b>HB Tilter w/Fixed Height Loop Arms</b> COM: 2 YD   1.83 M Unit weight: 35 LB   15.9 KG Carton weight: 39 LB   17.69 KG Carton volume: 11.5 FT³   0.32 MT³</p>	 <p><b>ADJUSTMENTS</b> (1) Tilt tension (2) Pneumatic seat height (9) Upright chair tilt lock Center tilt action</p>	<p>Ergonomic features: A, B, C, M, N, S</p>	4560	775	839	893	955	1057	1151	1245	1327	1429	1525	1655	1839		
			<b>OVERALL DIMENSIONS</b>			<b>SEAT DIMENSIONS</b>			<b>BACK DIMENSIONS</b>								
			W	D	H	W	D	H	W	H							
			IN 24.5	27	45	21	19.5	17-22	21	25							
			MM 622	686	1143	533	495	432-559	533	635							
			RTA 1	1 per carton													
 <p><b>LB Tilter w/Fixed Height Loop Arms</b> COM: 1.75 YD   1.6 M Unit weight: 32 LB   14.5 KG Carton weight: 36 LB   16.33 KG Carton volume: 9.75 FT³   0.27 MT³</p>	 <p><b>ADJUSTMENTS</b> (1) Tilt tension (2) Pneumatic seat height (9) Upright chair tilt lock Center tilt action</p>	<p>Ergonomic features: A, B, C, M, N, S</p>	4561	743	799	846	901	990	1072	1154	1226	1315	1399	1513	1674		
			<b>OVERALL DIMENSIONS</b>			<b>SEAT DIMENSIONS</b>			<b>BACK DIMENSIONS</b>								
			W	D	H	W	D	H	W	H							
			IN 24.5	26.5	39	21	19.5	17-22	21	19							
			MM 622	673	991	533	495	432-559	533	483							
			RTA 1	courier	1 per carton												
 <p><b>Armchair w/Fixed Height Loop Arms</b> COM: 1.75 YD   1.6 M Unit weight: 29 LB   13.2 KG Carton weight: 33 LB   14.97 KG Carton volume: 10 FT³   0.28 MT³</p>	<p>Cantilever sled base. Base available in Black finish only.</p>	<p>Ergonomic features: M, N</p>	4565	698	754	801	856	945	1027	1109	1181	1270	1354	1468	1629		
			<b>OVERALL DIMENSIONS</b>			<b>SEAT DIMENSIONS</b>			<b>BACK DIMENSIONS</b>								
			W	D	H	W	D	H	W	H							
			IN 24.5	26.5	37	21	19.5	18	21	19							
			MM 622	673	940	533	495	457	533	483							
			RTA 2	courier	1 per carton												



DESCRIPTION	FEATURES	MODEL #	STANDARD TEXTILE GRADES													
			1	2	3	4	5	6	7	8	9	10	11	12		
 <p><b>HB Multi-Tilter w/Adjustable (TD) Arms</b>                      COM: 2 YD   1.83 M                      Unit weight: 50 LB   22.7 KG                      Carton weight: 54 LB   24.49 KG                      Carton volume: 11 FT<sup>3</sup>   0.31 MT<sup>3</sup></p>	 <p><b>ADJUSTMENTS</b>                      (1) Tilt tension                      (2) Pneumatic seat height                      (3) Back angle                      (4) Seat angle                      (6) Back/lumbar height                      (9) Infinite position tilt lock</p>	<b>4570-3</b>	1129	1193	1247	1309	1411	1505	1599	1681	1783	1879	2009	2193		
			<b>OVERALL DIMENSIONS</b>			<b>SEAT DIMENSIONS</b>			<b>BACK DIMENSIONS</b>							
			<b>W</b>	<b>D</b>	<b>H</b>	<b>W</b>	<b>D</b>	<b>H</b>	<b>W</b>	<b>H</b>						
			IN 26.5 MM 673	26.5 673	47 1194	22 559	19 483	17-21 432-533	21.5 546	26-28 660-711						
			<b>RTA 2</b>		1 per carton											
 <p><b>MB Multi-Tilter w/Adjustable (TD) Arms</b>                      COM: 1.75 YD   1.6 M                      Unit weight: 48 LB   21.8 KG                      Carton weight: 52 LB   23.59 KG                      Carton volume: 9.5 FT<sup>3</sup>   0.26 MT<sup>3</sup></p>	 <p><b>ADJUSTMENTS</b>                      (1) Tilt tension                      (2) Pneumatic seat height                      (3) Back angle                      (4) Seat angle                      (6) Back/lumbar height                      (9) Infinite position tilt lock</p>	<b>4571-3</b>	1073	1129	1176	1231	1320	1402	1484	1556	1645	1729	1843	2004		
			<b>OVERALL DIMENSIONS</b>			<b>SEAT DIMENSIONS</b>			<b>BACK DIMENSIONS</b>							
			<b>W</b>	<b>D</b>	<b>H</b>	<b>W</b>	<b>D</b>	<b>H</b>	<b>W</b>	<b>H</b>						
			IN 26.5 MM 673	26 660	41 1041	22 559	19 483	17-21 432-533	21 533	20.5-22.5 521-572						
			<b>RTA 2</b>		1 per carton											



FACTOR

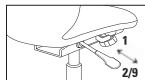


model 5540

Seat height from floor	Standard cylinder (4G)	High cylinder (5G)
Tilter mechanism (-4)	17" - 21"	18" - 23"
Task mechanism (-6)	16" - 20"	17" - 22"
Weight sensing synchro-tilter mechanism (-8)	17.25" - 21.25"	18.25" - 22.25"

MECHANISM OPTIONS:

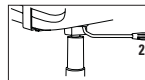
Tilter mechanism (-4)



**ADJUSTMENTS**  
 (1) Tilt tension  
 (2) Pneumatic seat height  
 (3) Upright position tilt lock  
 Center tilt action

**Ergonomic features:**  
 A, B, C, D, H, M, N, Q, S, U

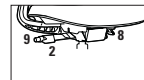
Task mechanism (-6)



**ADJUSTMENTS**  
 (2) Pneumatic seat height  
 20" diameter Chrome footrest (stools only)

**Ergonomic features:**  
 C, M, N, U

Weight sensing synchro-tilter mechanism (-8)



**ADJUSTMENTS**  
 Automatic tilt tension  
 (2) Pneumatic seat height  
 (8) Sliding seat depth  
 (9) Multi position tilt lock

**Ergonomic features:**  
 A, B, C, D, E, H, L, M, N, Q, U

Factor Multi-Purpose Chairs



For Factor multi-purpose chairs, please see page 142.

STANDARD FEATURES

- Factor is a value seating series with a full spectrum of mesh colors. Effective July 2023, seat was improved with a softer sit, a better ride to suit a wider range of users and a redesigned lumbar pad for optimal support.
- Adjustable lumbar support is standard on all models. Height adjustable and split down the middle to flex independently side-to-side.
- Side activated sliding seat depth adjustment is standard on weight sensing synchro-tilter control mechanism. Seat depth: 16.5" - 19.5" (419-495mm).
- Standard with fixed, forward swept arms (U1).
- Standard with Global's high quality Soft Descent™ pneumatic lift which slowly and gently lowers the seat height of the chair making it easy to obtain the exact seat height you desire.
- Five prong, injection molded, fiberglass reinforced nylon Black base with (C82) dual wheel carpet casters. Base will match frame color selection; casters coordinate with base color.
- Upholstery options: fabric, vinyl or leather. Vinyl and leather models may feature stitch detail across the seat and/or back cushions, if applicable.


OPTIONAL FEATURES



- Optional height adjustable arms (U2) and height adjustable arms with sliding armcaps (U3) are available. Self-skinned urethane (SSU) armcaps will match the selected frame color (Black or Shadow); Cloud frame comes with coordinating Fog armcaps.
- For additional arms/caster options, please refer to the Arm and Caster section (page 335). *Optional casters may be priced higher than the standard casters for your chair and the difference will be charged. Lower priced optional casters will not be credited.*
- Model number**  
**5540** High back with arms.  
**5540NA** High back, no arms.  
**5541** Medium back with arms.  
**5541NA** Medium back, no arms.  
**5546** Medium task stool with arms (task mechanism only).  
**5546NA** Medium task stool, no arms (task mechanism only).
- Mesh back** (colors shown on website)  
**(P1)** Snow **(P8)** Mocha  
**(P2)** Sand **(P9)** Eggplant  
**(P3)** Pewter **(Q1)** Buzz Blue  
**(P4)** Silver Grey **(Q2)** Poppy  
**(P5)** Charcoal **(Q3)** Pumpkin  
**(P6)** Black **(Q4)** Lime
- Textile**  
 Specify textile code for seat.
- Frame color**  
**(BK)** Black. No upcharge.  
**(IC)** Cloud. Add \$62.  
**(SH)** Shadow. Add \$62.
- Arms**  
**(U1)** Fixed height arms (9"). No upcharge.  
**(U2)** Height adjustable arms (7.75"-11.75"). Add \$56.  
**(U3)** Height adjustable arms w/sliding armcaps (7.75"-11.75"). Add \$70.
- Base**  
**(B7)** Nylon base (color matches frame). No upcharge.  
**(A7)** Polished aluminum B7A base. Add \$131.
- Mechanism**  
**(4)** Tilter mechanism. Add \$42.  
**(6)** Task mechanism. No upcharge.  
**(8)** Weight sensing synchro-tilter mechanism. Add \$59.
- Casters**  
**(82)** C82 dual wheel carpet casters. No upcharge.  
**(8R)** C82R dual wheel hard floor casters. Add \$21.
- Cylinder**  
**(4G)** Standard (4"). No upcharge.  
**(5G)** High (5"). No upcharge.

Please add option codes in the following order:

EXAMPLE FACTOR ORDER CODE:

5541	-P5	-FU75	-8	-SH	-U3	-B7	-8R	-4G
Model #	Mesh back	Textile	Mechanism	Frame color	Arms	Base	Casters	Cylinder

DESCRIPTION	FEATURES	MODEL #	STANDARD TEXTILE GRADES											
			1	2	3	4	5	6	7	8	9	10	11	12
 <p><b>High Back</b>                      COM: 0.75 YD   0.69 M                      Unit weight: 35 LB   15.9 KG                      Carton weight: 47 LB   21.32 KG                      Carton volume: 10.5 FT³   0.29 MT³</p>	See series notes for mechanism options.	5540	695	719	739	763	801	836	871	902	940	976	1025	1094
		5540NA	632	656	676	700	738	773	808	839	877	913	962	1031
			OVERALL DIMENSIONS			SEAT DIMENSIONS			BACK DIMENSIONS					
			W	D	H	W	D	H	W	H				
			IN 26.5	24	41.5	20	17.5	16-20	18.5	23				
			MM 673	610	1054	508	445	406-508	470	584				
			RTA 2		1 per carton									

DESCRIPTION	FEATURES	MODEL #	STANDARD TEXTILE GRADES													
			1	2	3	4	5	6	7	8	9	10	11	12		
 <p><b>Medium Back</b> COM: 0.75 YD   0.69 M Unit weight: 34 LB   15.5 KG Carton weight: 46 LB   20.87 KG Carton volume: 10.5 FT³   0.29 MT³</p>	See series notes for mechanism options.	<b>5541</b> With arms	684	708	728	752	790	825	860	891	929	965	1014	1083		
		<b>5541NA</b> Armless	620	644	664	688	726	761	796	827	865	901	950	1019		
		<b>OVERALL DIMENSIONS</b>			<b>SEAT DIMENSIONS</b>			<b>BACK DIMENSIONS</b>								
		<b>W D H</b>			<b>W D H</b>			<b>W H</b>								
		IN 26.5 24 39			20 17.5 16-20			18.5 20								
		MM 673 610 991			508 445 406-508			470 508								
		<b>RTA 2</b>			1 per carton											
		<hr/>														
		 <p><b>Medium Back Stool</b> COM: 0.75 YD   0.69 M Unit weight: 40 LB   18.2 KG Carton weight: 52 LB   23.59 KG Carton volume: 10.5 FT³   0.29 MT³</p>	See series notes for mechanism options.	<b>5546</b> With arms	872	896	916	940	978	1013	1048	1079	1117	1153	1202	1271
				<b>5546NA</b> Armless	810	834	854	878	916	951	986	1017	1055	1091	1140	1209
<b>OVERALL DIMENSIONS</b>				<b>SEAT DIMENSIONS</b>			<b>BACK DIMENSIONS</b>									
<b>W D H</b>				<b>W D H</b>			<b>W H</b>									
IN 26.5 23.5 49				20 17.5 23.75-33.75			18.5 20.5									
MM 673 597 1245				508 445 603-857			470 521									
<b>RTA 2</b>				1 per carton												

G1 ERGO SELECT



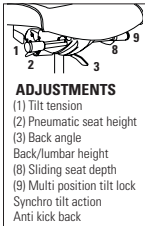
model 7331-8 G5



model 7333-8 G5

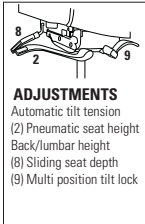
MECHANISM OPTIONS:

Synchro-tilter mechanism (-0)



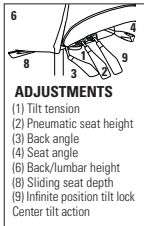
**ADJUSTMENTS**  
 (1) Tilt tension  
 (2) Pneumatic seat height  
 (3) Back angle  
 Back/lumbar height  
 (8) Sliding seat depth  
 (9) Multi position tilt lock  
 Synchro tilt action  
 Anti kick back

Weight sensing synchro-tilter mechanism (-8)



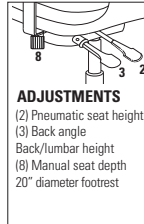
**ADJUSTMENTS**  
 Automatic tilt tension  
 (2) Pneumatic seat height  
 Back/lumbar height  
 (8) Sliding seat depth  
 (9) Multi position tilt lock

Multi-tilter mechanism (-3)



**ADJUSTMENTS**  
 (1) Tilt tension  
 (2) Pneumatic seat height  
 (3) Back angle  
 (4) Seat angle  
 (6) Back/lumbar height  
 (8) Sliding seat depth  
 (9) Infinite position tilt lock  
 Center tilt action

Posture task mechanism (-7)



**ADJUSTMENTS**  
 (2) Pneumatic seat height  
 (3) Back angle  
 Back/lumbar height  
 (8) Manual seat depth  
 20" diameter footrest

STANDARD FEATURES

- G1 Ergo Select was designed to provide exceptional support and comfort throughout the work day.
- Available in three back heights and three seat sizes, varying in depth and width, to fit a person's body type and movements while at work.
- Adjustable lumbar support is standard on all models.
- Stitch detail on edges of seat and back is discrete, using matched thread as standard.
- Choice of three mechanisms; synchro-tilter, multi-tilter and weight sensing synchro-tilter. Stool model available with posture task mechanism only.
- Standard with Global's high quality Soft Descent™ pneumatic lift which slowly and gently lowers the seat height of the chair making it easy to obtain the exact seat height you desire.
- Standard with height and width adjustable (G5) arms with sliding armcaps. Armcaps also articulate inwards and outwards to aim toward the keyboard or mouse area.
- G1 Ergo Select is fully compliant with latest BIFMA G1, GSA and CGSB specifications.
- Five prong, injection molded, fiberglass reinforced nylon Black base with (C82) dual wheel carpet casters.
- Upholstery options: fabric, vinyl or leather. Vinyl and leather models may feature stitch detail across the seat and/or back cushions, if applicable.

OPTIONAL FEATURES

- Upholstery is available with exaggerated top stitch detail (heavier thread). 14 coordinating or contrasting colors may be selected. Please specify.
- Optional Ergo Select arms are height (4") and width adjustable with sliding armcaps. Armcaps also articulate inwards (25°) and outwards (25°) to aim toward the keyboard or mouse area.
- For additional arms/caster options, please refer to the Arm and Caster section (page 335). *Optional casters may be priced higher than the standard casters for your chair and the difference will be charged. Lower priced optional casters will not be credited.*






Please add option codes in the following order:

- Model number**  
**7331** Medium back with arms.  
**7332** High back with arms.  
**7333** Extended high back with arms.  
**7336** Medium task stool with arms (posture task mechanism only).  
**7336NA** Medium task stool, no arms (posture task mechanism only).
- Textile**  
 Specify textile code.
- Mechanism**  
**(0)** Synchro-tilter mechanism. No upcharge.  
**(3)** Multi-tilter mechanism. No upcharge.  
**(8)** Weight sensing synchro-tilter mechanism. No upcharge.  
**(7)** Posture task mechanism (models 7336 / 7336NA only). No upcharge.
- Seat size**  
**(P)** Petite  
**(S)** Standard  
**(G)** Generous
- Arms**  
**(G5)** G5 arms. No upcharge.  
**(H1)** Ergo Select arms. Add \$66.  
**(H2)** Ergo Select arms w/wide armcaps. Add \$106.
- Base**  
**(B7)** Black nylon B7B base. No upcharge.  
**(A7)** Polished aluminum B7A base. Add \$131.
- Cylinder (models 7331, 7332 and 7333 only)**  
**(4L)** Standard (4"). No upcharge.  
**(5L)** High (5"). No upcharge.  
**(4S)** Short (4"). Seat height: 14.8" - 18.8". Seat height range achieved with weight sensing synchro-tilter mechanism only. No upcharge.
- Casters**  
**(82)** C82 dual wheel carpet casters. No upcharge.  
**(8R)** C82R dual wheel hard floor casters. Add \$21.
- Stitch detail**  
**(MS)** Color matched stitching. Decorative top stitch. No upcharge.  
**(XP)** Black  
**(XG)** Copen  
**(XK)** Mahogany  
**(XH)** Navy #3  
**(XF)** Nickel  
**(XL)** Rubytone  
**(XC)** Smoke  
**(XB)** Beige  
**(XA)** Graphite  
**(XJ)** Natural  
**(XD)** New Grey  
**(XN)** Off-White  
**(XI)** Scarlett  
**(XE)** Taupe  
 (colors shown on website)

EXAMPLE G1 ERGO SELECT ORDER CODE:

7332	-WA53	-8	-S	-H1	-B7	-4L	-82	-MS
Model #	Textile	Mechanism	Seat size	Arms	Base	Cylinder	Casters	Stitch detail

G1 Ergo Select dimensional information: based on measurements with multi-tilter mechanism				
	Distance between arms	Standard arm height	Seat depth range	Standard seat height
<b>Petite seat (P)</b> Soft Decent 4" lift (4L) & (H1) arms	15.25" - 20.75" = 5.5" adjustment 387mm - 527mm = 140mm adj.	7.3" - 11.4" 185mm - 290mm	15.75" - 18.75" 400mm - 475mm	16.5" - 20.5" 419mm - 521mm
<b>Standard seat (S)</b> Soft Decent 4" lift (4L) & (H1) arms	16" - 21.5" = 5.5" adjustment 406mm - 546mm = 140mm adj.		16.5" - 19.5" 419mm - 495mm	
<b>Generous seat (G)</b> Soft Decent 4" lift (4L) & (H1) arms	17.25" - 22.75" = 5.5" adjustment 438mm - 578mm = 140mm adj.		17.25" - 19.5" 438mm - 495mm	

DESCRIPTION	FEATURES	MODEL #	STANDARD TEXTILE GRADES													
			1	2	3	4	5	6	7	8	9	10	11	12		
 <p><b>Medium Back w/Arms</b> COM: 1.65 YD   1.51 M Unit weight: 54 LB   24.5 KG Carton weight: 66 LB   29.94 KG Carton volume: 10.5 FT³   0.29 MT³</p>	<p>See series notes for mechanism options.</p> <p>* Standard seat</p>	<b>7331</b>	1099	1152	1196	1248	1332	1409	1487	1554	1638	1718	1825	1977		
			<b>OVERALL DIMENSIONS</b>			<b>SEAT DIMENSIONS*</b>			<b>BACK DIMENSIONS</b>							
			<b>W</b>	<b>D</b>	<b>H</b>	<b>W</b>	<b>D</b>	<b>H</b>	<b>W</b>	<b>H</b>						
			IN 24.5	23	41	19.75	16.5-19.5	16.5-20.5	19	22						
			MM 622	584	1041	502	419-495	419-521	483	559						
			<b>RTA 2</b>	1 per carton												
 <p><b>High Back w/Arms</b> COM: 1.75 YD   1.6 M Unit weight: 56 LB   25.5 KG Carton weight: 68 LB   30.84 KG Carton volume: 10.5 FT³   0.29 MT³</p>	<p>See series notes for mechanism options.</p> <p>* Standard seat</p>	<b>7332</b>	1124	1180	1227	1282	1371	1453	1535	1607	1696	1780	1894	2055		
			<b>OVERALL DIMENSIONS</b>			<b>SEAT DIMENSIONS*</b>			<b>BACK DIMENSIONS</b>							
			<b>W</b>	<b>D</b>	<b>H</b>	<b>W</b>	<b>D</b>	<b>H</b>	<b>W</b>	<b>H</b>						
			IN 24.5	23	44.5	19.75	16.5-19.5	16.5-20.5	19	24.5						
			MM 622	584	1130	502	419-495	419-521	483	622						
			<b>RTA 2</b>	1 per carton												
 <p><b>Extended High Back w/Arms</b> COM: 2 YD   1.83 M Unit weight: 58 LB   26.4 KG Carton weight: 71 LB   32.21 KG Carton volume: 11 FT³   0.31 MT³</p>	<p>See series notes for mechanism options.</p> <p>* Standard seat</p>	<b>7333</b>	1149	1213	1267	1330	1431	1525	1619	1701	1803	1899	2029	2213		
			<b>OVERALL DIMENSIONS</b>			<b>SEAT DIMENSIONS*</b>			<b>BACK DIMENSIONS</b>							
			<b>W</b>	<b>D</b>	<b>H</b>	<b>W</b>	<b>D</b>	<b>H</b>	<b>W</b>	<b>H</b>						
			IN 24.5	23	50	19.75	16.5-19.5	16.5-20.5	19	27						
			MM 622	584	1270	502	419-495	419-521	483	686						
			<b>RTA 2</b>	1 per carton												
 <p><b>Medium Back Stool</b> COM: 1.65 YD   1.51 M Unit weight: 47 LB   21.4 KG Carton weight: 59 LB   26.76 KG Carton volume: 10.5 FT³   0.29 MT³</p>	<p>See series notes for mechanism options.</p> <p>* Standard seat</p>	<b>7336</b> With arms	1273	1326	1370	1422	1506	1583	1661	1728	1812	1892	1999	2151		
			<b>OVERALL DIMENSIONS</b>			<b>SEAT DIMENSIONS*</b>			<b>BACK DIMENSIONS</b>							
		<b>W</b>	<b>D</b>	<b>H</b>	<b>W</b>	<b>D</b>	<b>H</b>	<b>W</b>	<b>H</b>							
		IN 24	22.5	46	19.75	16	22-30	19	22							
		MM 610	572	1168	502	406	559-762	483	559							
			<b>RTA 2</b>	1 per carton												
 <p><b>Medium Back Stool</b> COM: 1.65 YD   1.51 M Unit weight: 47 LB   21.4 KG Carton weight: 59 LB   26.76 KG Carton volume: 10.5 FT³   0.29 MT³</p>	<p>See series notes for mechanism options.</p> <p>* Standard seat</p>	<b>7336NA</b> Armless	1211	1264	1308	1360	1444	1521	1599	1666	1750	1830	1937	2089		
			<b>OVERALL DIMENSIONS</b>			<b>SEAT DIMENSIONS*</b>			<b>BACK DIMENSIONS</b>							
		<b>W</b>	<b>D</b>	<b>H</b>	<b>W</b>	<b>D</b>	<b>H</b>	<b>W</b>	<b>H</b>							
		IN 24	22.5	46	19.75	16	22-30	19	22							
		MM 610	572	1168	502	406	559-762	483	559							
			<b>RTA 2</b>	1 per carton												

G20



model 6007



**Lumbar Support**  
Automatic lumbar tension mechanism naturally adjusts to your posture while in upright or reclined position. The lumbar is also height adjustable.



Optional Fixed "C" Arm

STANDARD FEATURES

- The striped mesh back is composed of alternating vertical rows of clear elastomeric yarns and polyester yarns. This provides a very responsive back support.
- The inside of the mesh back is Black while the outside of the mesh is Silver to coordinate with the polished aluminum trim. Only available in a Black mesh back with Black arms and frame.
- Synchronized mechanism allows the back to smoothly tilt, while the seat gently reclines and slides to the rear. The seat does not lift up and keeps feet planted on floor. Four tilt positions, locks and infinite free float.
- Height adjustable self-skinned urethane (SSU) arms with sliding and pivoting armcaps.
- Independent lumbar adjustment on back (2.5" of height adjustment range on each side).
- Standard with Global's high quality Soft Descent™ pneumatic lift which slowly and gently lowers the seat height of the chair making it easy to obtain the exact seat height you desire.
- Adjustable tilt tension knob located beside the seat. Simply rotate the knob for user preference.

- Side activated sliding seat depth adjustment is standard.
- Base and frame are standard in polished aluminum with dual wheel carpet casters (**C82**).
- Upholstery options: fabric, vinyl or leather. Vinyl and leather models may feature stitch detail across the seat and/or back cushions, if applicable.

OPTIONAL FEATURES

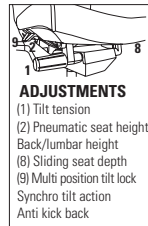
- An optional Black nylon base (**B7B**) is available, please specify. No upcharge.
- Optional fixed aluminum "C" arms with SSU armcaps (**DF**) are available, please specify. No upcharge.
- For hard surface flooring casters, please specify (**C9R**). Add \$21.

DESCRIPTION



**Synchro-Tilter Black Frame**  
COM: 1 YD | 0.91 M  
Unit weight: 46 LB | 20.9 KG  
Carton weight: 53 LB | 24.04 KG  
Carton volume: 11 FT³ | 0.31 MT³

FEATURES



ADJUSTMENTS

- (1) Tilt tension
- (2) Pneumatic seat height
- Back/lumbar height
- (8) Sliding seat depth
- (9) Multi position tilt lock
- Synchro tilt action
- Anti kick back

Ergonomic features:  
A, B, C, D, E, H, L, M, N, Q, R, U

MODEL #

STANDARD TEXTILE GRADES

	1	2	3	4	5	6	7	8	9	10	11	12
<b>6007</b>	1634	1666	1693	1724	1775	1822	1869	1910	1961	2009	2074	2166

	OVERALL DIMENSIONS			SEAT DIMENSIONS			BACK DIMENSIONS	
	W	D	H	W	D	H	W	H
IN	25.5	23	41.5	19.5	16-18.5	17.75-22.75	19	22
MM	648	584	1054	495	406-470	451-578	483	559

RTA 4



1 per carton

GLOBAL ACCORD



model 2670-2



model 2670-2



model 2671-4



model 2676-2


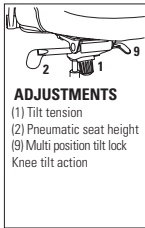


STANDARD FEATURES


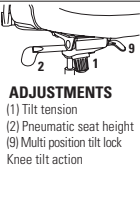


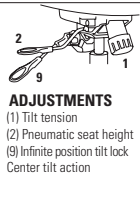


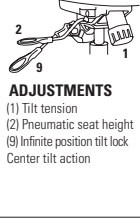

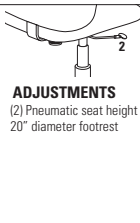


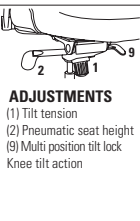

- Global Accord offers an elegant and refined design that features a sling back style that molds to and evenly supports the back and spine.
- Cast aluminum with a mirror finish accent the arms and base.
- Standard with soft, durable, self-skinned urethane (SSU) armcaps that are warm to the touch. Black only.
- All models are standard with a five prong, polished cast aluminum base with dual wheel carpet casters (C1).
- Standard with Global's high quality Soft Descent™ pneumatic lift which slowly and gently lowers the seat height of the chair making it easy to obtain the exact seat height you desire.
- Pedestal base models provide fixed location seating for use in auditoriums, classrooms, jury boxes, public venues and more. The base must be mounted to the floor (mounting hardware not included). See Pedestal Base Installation Guide on website for details.
- Mesh back models are available featuring a breathable mesh sling style back in 24 brilliant Vue colors: Sandy Beach (VU10), Desert Sand (VU11), Orange Sunset (VU12), Chocolate Fountain (VU13), Arctic Blue (VU14), Quarry Grey (VU15), Tidal Wave (VU16), Ivy Moss (VU17), Red Rose (VU18), Coal Black (VU19), White (VU20), Lime (VU21), Chartreuse (VU23), Pool Blue (VU26), Sky (VU28), Primary Blue (VU32), Tangerine (VU34), Paprika (VU37), Grain (VU40), Yellow (VU43), Silver Grey (VU55), Silver (VU63), Hot Pink (VU65) and Red Mittens (VU70). Please specify.
- Upholstery options (upholstered back models): fabric, vinyl or leather. Vinyl and leather models may feature stitch detail across the seat and/or back cushions, if applicable.


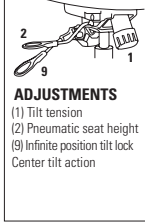


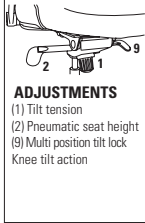


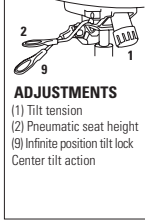


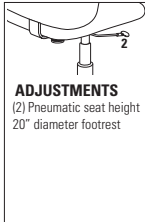

OPTIONAL FEATURES

- There are no arm options for this series.
- Optional Black plastic base (B5B) with aluminum arms combination. No upcharge.
- Seat available in memory foam, please specify (MF). Add \$106.
- For hard surface flooring casters, please specify (CSR). Add \$21.
- For additional caster options, please refer to the Arm and Caster section (page 335). *Optional casters may be priced higher than the standard casters for your chair and the difference will not be credited.*
- Pedestal base models have Black bases with 2" height adjustable cylinders, please specify: (SH) Swivel, auto return to max height. No upcharge. (SN) Non-swivel, auto return to max height. Add \$16. (SC) Swivel, auto return to center and return to max height. Add \$26.



DESCRIPTION	FEATURES	MODEL #	STANDARD TEXTILE GRADES														
			1	2	3	4	5	6	7	8	9	10	11	12			
 <p><b>HB Knee-Tilter - Upholstered Back</b> COM: 2 YD   1.83 M Unit weight: 41 LB   18.6 KG Carton weight: 46 LB   20.87 KG Carton volume: 13 FT<sup>3</sup>   0.36 MT<sup>3</sup></p>	 <p><b>ADJUSTMENTS</b> (1) Tilt tension (2) Pneumatic seat height (9) Multi position tilt lock Knee tilt action</p>	<p>Ergonomic features: A, B, C, J, M, N, U</p>	2670-2	1185	1249	1303	1365	1467	1561	1655	1737	1839	1935	2065	2249		
			<b>OVERALL DIMENSIONS</b>			<b>SEAT DIMENSIONS</b>			<b>BACK DIMENSIONS</b>								
			<b>W</b>	<b>D</b>	<b>H</b>	<b>W</b>	<b>D</b>	<b>H</b>	<b>W</b>	<b>H</b>							
			IN 25 MM 635	25 635	44 1118	20 508	19 483	18-22 457-559	18.5 470	23 584							
			RTA 1	courier	1 per carton												
 <p><b>HB Tilter - Upholstered Back</b> COM: 2 YD   1.83 M Unit weight: 38 LB   17.3 KG Carton weight: 43 LB   19.5 KG Carton volume: 10.75 FT<sup>3</sup>   0.3 MT<sup>3</sup></p>	 <p><b>ADJUSTMENTS</b> (1) Tilt tension (2) Pneumatic seat height (9) Infinite position tilt lock Center tilt action</p>	<p>Ergonomic features: A, B, C, M, N, S, U</p>	2670-4	1027	1091	1145	1207	1309	1403	1497	1579	1681	1777	1907	2091		
			<b>OVERALL DIMENSIONS</b>			<b>SEAT DIMENSIONS</b>			<b>BACK DIMENSIONS</b>								
			<b>W</b>	<b>D</b>	<b>H</b>	<b>W</b>	<b>D</b>	<b>H</b>	<b>W</b>	<b>H</b>							
			IN 25 MM 635	25 635	42.5 1080	20 508	19 483	17-21 432-533	18.5 470	23 584							
			RTA 1	courier	1 per carton												

DESCRIPTION	FEATURES	MODEL #	STANDARD TEXTILE GRADES																																												
			1	2	3	4	5	6	7	8	9	10	11	12																																	
 <p><b>MB Knee-Tilter - Upholstered Back</b> COM: 1.75 YD   1.6 M Unit weight: 38 LB   17.3 KG Carton weight: 43 LB   19.5 KG Carton volume: 10.75 FT<sup>3</sup>   0.3 MT<sup>3</sup></p>	 <p><b>ADJUSTMENTS</b> (1) Tilt tension (2) Pneumatic seat height (9) Multi position tilt lock Knee tilt action</p>	<p>Ergonomic features: A, B, C, J, M, N, U</p>	<table border="1"> <thead> <tr> <th colspan="3">OVERALL DIMENSIONS</th> <th colspan="3">SEAT DIMENSIONS</th> <th colspan="3">BACK DIMENSIONS</th> </tr> <tr> <th>W</th><th>D</th><th>H</th> <th>W</th><th>D</th><th>H</th> <th>W</th><th>H</th> </tr> </thead> <tbody> <tr> <td>IN 25</td><td>25</td><td>38.5</td> <td>20</td><td>19</td><td>18-22</td> <td>18.5</td><td>18</td> </tr> <tr> <td>MM 635</td><td>635</td><td>978</td> <td>508</td><td>483</td><td>457-559</td> <td>470</td><td>457</td> </tr> </tbody> </table>												OVERALL DIMENSIONS			SEAT DIMENSIONS			BACK DIMENSIONS			W	D	H	W	D	H	W	H	IN 25	25	38.5	20	19	18-22	18.5	18	MM 635	635	978	508	483	457-559	470	457
			OVERALL DIMENSIONS			SEAT DIMENSIONS			BACK DIMENSIONS																																						
			W	D	H	W	D	H	W	H																																					
			IN 25	25	38.5	20	19	18-22	18.5	18																																					
			MM 635	635	978	508	483	457-559	470	457																																					
<p><b>RTA 1</b>  1 per carton</p>																																															
 <p><b>MB Tilter - Upholstered Back</b> COM: 1.75 YD   1.6 M Unit weight: 35 LB   15.9 KG Carton weight: 40 LB   18.14 KG Carton volume: 10.75 FT<sup>3</sup>   0.3 MT<sup>3</sup></p>	 <p><b>ADJUSTMENTS</b> (1) Tilt tension (2) Pneumatic seat height (9) Infinite position tilt lock Center tilt action</p>	<p>Ergonomic features: A, B, C, M, N, S, U</p>	<table border="1"> <thead> <tr> <th colspan="3">OVERALL DIMENSIONS</th> <th colspan="3">SEAT DIMENSIONS</th> <th colspan="3">BACK DIMENSIONS</th> </tr> <tr> <th>W</th><th>D</th><th>H</th> <th>W</th><th>D</th><th>H</th> <th>W</th><th>H</th> </tr> </thead> <tbody> <tr> <td>IN 25</td><td>25</td><td>37</td> <td>20</td><td>19</td><td>17-21</td> <td>18.5</td><td>18</td> </tr> <tr> <td>MM 635</td><td>635</td><td>940</td> <td>508</td><td>483</td><td>432-533</td> <td>470</td><td>457</td> </tr> </tbody> </table>												OVERALL DIMENSIONS			SEAT DIMENSIONS			BACK DIMENSIONS			W	D	H	W	D	H	W	H	IN 25	25	37	20	19	17-21	18.5	18	MM 635	635	940	508	483	432-533	470	457
			OVERALL DIMENSIONS			SEAT DIMENSIONS			BACK DIMENSIONS																																						
			W	D	H	W	D	H	W	H																																					
			IN 25	25	37	20	19	17-21	18.5	18																																					
			MM 635	635	940	508	483	432-533	470	457																																					
<p><b>RTA 1</b>  1 per carton</p>																																															
 <p><b>MB Tilter - Upholstered Back Pedestal Base</b> COM: 1.75 YD   1.6 M Unit weight: 36 LB   16.4 KG Carton weight: 44 LB   19.96 KG Carton volume: 10.75 FT<sup>3</sup>   0.3 MT<sup>3</sup></p>	 <p><b>ADJUSTMENTS</b> (1) Tilt tension (2) Pneumatic seat height (9) Infinite position tilt lock Center tilt action</p>	<p>Ergonomic features: A, B, C, M, N, S</p>	<table border="1"> <thead> <tr> <th colspan="3">OVERALL DIMENSIONS</th> <th colspan="3">SEAT DIMENSIONS</th> <th colspan="3">BACK DIMENSIONS</th> </tr> <tr> <th>W</th><th>D</th><th>H</th> <th>W</th><th>D</th><th>H</th> <th>W</th><th>H</th> </tr> </thead> <tbody> <tr> <td>IN 25</td><td>25</td><td>36</td> <td>20</td><td>19</td><td>16.5-18.5</td> <td>18.5</td><td>18</td> </tr> <tr> <td>MM 635</td><td>635</td><td>914</td> <td>508</td><td>483</td><td>419-470</td> <td>470</td><td>457</td> </tr> </tbody> </table>												OVERALL DIMENSIONS			SEAT DIMENSIONS			BACK DIMENSIONS			W	D	H	W	D	H	W	H	IN 25	25	36	20	19	16.5-18.5	18.5	18	MM 635	635	914	508	483	419-470	470	457
			OVERALL DIMENSIONS			SEAT DIMENSIONS			BACK DIMENSIONS																																						
			W	D	H	W	D	H	W	H																																					
			IN 25	25	36	20	19	16.5-18.5	18.5	18																																					
			MM 635	635	914	508	483	419-470	470	457																																					
<p><b>RTA 1</b> 1 per carton</p>																																															
 <p><b>MB Stool - Upholstered Back</b> COM: 1.75 YD   1.6 M Unit weight: 44 LB   20 KG Carton weight: 48 LB   21.77 KG Carton volume: 10.75 FT<sup>3</sup>   0.3 MT<sup>3</sup></p>	 <p><b>ADJUSTMENTS</b> (2) Pneumatic seat height 20" diameter footrest</p>	<p>Ergonomic features: C, M, N, U</p>	<table border="1"> <thead> <tr> <th colspan="3">OVERALL DIMENSIONS</th> <th colspan="3">SEAT DIMENSIONS</th> <th colspan="3">BACK DIMENSIONS</th> </tr> <tr> <th>W</th><th>D</th><th>H</th> <th>W</th><th>D</th><th>H</th> <th>W</th><th>H</th> </tr> </thead> <tbody> <tr> <td>IN 25</td><td>26</td><td>46.5</td> <td>20</td><td>19</td><td>22.75-32.75</td> <td>18.5</td><td>18</td> </tr> <tr> <td>MM 635</td><td>660</td><td>1181</td> <td>508</td><td>483</td><td>578-832</td> <td>470</td><td>457</td> </tr> </tbody> </table>												OVERALL DIMENSIONS			SEAT DIMENSIONS			BACK DIMENSIONS			W	D	H	W	D	H	W	H	IN 25	26	46.5	20	19	22.75-32.75	18.5	18	MM 635	660	1181	508	483	578-832	470	457
			OVERALL DIMENSIONS			SEAT DIMENSIONS			BACK DIMENSIONS																																						
			W	D	H	W	D	H	W	H																																					
			IN 25	26	46.5	20	19	22.75-32.75	18.5	18																																					
			MM 635	660	1181	508	483	578-832	470	457																																					
<p><b>RTA 1</b>  1 per carton</p>																																															
 <p><b>Mesh HB Knee-Tilter</b> COM: 1 YD   0.91 M Unit weight: 41 LB   18.6 KG Carton weight: 46 LB   20.87 KG Carton volume: 13 FT<sup>3</sup>   0.36 MT<sup>3</sup></p>	 <p><b>ADJUSTMENTS</b> (1) Tilt tension (2) Pneumatic seat height (9) Multi position tilt lock Knee tilt action</p>	<p>Ergonomic features: A, B, C, J, M, N, U</p>	<table border="1"> <thead> <tr> <th colspan="3">OVERALL DIMENSIONS</th> <th colspan="3">SEAT DIMENSIONS</th> <th colspan="3">BACK DIMENSIONS</th> </tr> <tr> <th>W</th><th>D</th><th>H</th> <th>W</th><th>D</th><th>H</th> <th>W</th><th>H</th> </tr> </thead> <tbody> <tr> <td>IN 25</td><td>25</td><td>44</td> <td>20</td><td>19</td><td>18-22</td> <td>18.5</td><td>23</td> </tr> <tr> <td>MM 635</td><td>635</td><td>1118</td> <td>508</td><td>483</td><td>457-559</td> <td>470</td><td>584</td> </tr> </tbody> </table>												OVERALL DIMENSIONS			SEAT DIMENSIONS			BACK DIMENSIONS			W	D	H	W	D	H	W	H	IN 25	25	44	20	19	18-22	18.5	23	MM 635	635	1118	508	483	457-559	470	584
			OVERALL DIMENSIONS			SEAT DIMENSIONS			BACK DIMENSIONS																																						
			W	D	H	W	D	H	W	H																																					
			IN 25	25	44	20	19	18-22	18.5	23																																					
			MM 635	635	1118	508	483	457-559	470	584																																					
<p><b>RTA 1</b>  1 per carton</p>																																															

DESCRIPTION	FEATURES	MODEL #	STANDARD TEXTILE GRADES																																											
			1	2	3	4	5	6	7	8	9	10	11	12																																
 <p><b>Mesh HB Tilter</b> COM: 1 YD   0.91 M Unit weight: 38 LB   17.3 KG Carton weight: 43 LB   19.5 KG Carton volume: 10.75 FT³   0.3 MT³</p>	 <p><b>ADJUSTMENTS</b> (1) Tilt tension (2) Pneumatic seat height (9) Infinite position tilt lock Center tilt action</p>	<p>Ergonomic features: A, B, C, M, N, S, U</p>	<table border="1"> <tr> <th colspan="3">OVERALL DIMENSIONS</th> <th colspan="3">SEAT DIMENSIONS</th> <th colspan="2">BACK DIMENSIONS</th> </tr> <tr> <th>W</th><th>D</th><th>H</th> <th>W</th><th>D</th><th>H</th> <th>W</th><th>H</th> </tr> <tr> <td>IN 25</td><td>25</td><td>42.5</td> <td>20</td><td>19</td><td>17-21</td> <td>18.5</td><td>23</td> </tr> <tr> <td>MM 635</td><td>635</td><td>1080</td> <td>508</td><td>483</td><td>432-533</td> <td>470</td><td>584</td> </tr> </table>												OVERALL DIMENSIONS			SEAT DIMENSIONS			BACK DIMENSIONS		W	D	H	W	D	H	W	H	IN 25	25	42.5	20	19	17-21	18.5	23	MM 635	635	1080	508	483	432-533	470	584
			OVERALL DIMENSIONS			SEAT DIMENSIONS			BACK DIMENSIONS																																					
			W	D	H	W	D	H	W	H																																				
			IN 25	25	42.5	20	19	17-21	18.5	23																																				
			MM 635	635	1080	508	483	432-533	470	584																																				
<p><b>RTA 1</b>  1 per carton</p>																																														
 <p><b>Mesh MB Knee-Tilter</b> COM: 1 YD   0.91 M Unit weight: 38 LB   17.3 KG Carton weight: 43 LB   19.5 KG Carton volume: 10.75 FT³   0.3 MT³</p>	 <p><b>ADJUSTMENTS</b> (1) Tilt tension (2) Pneumatic seat height (9) Multi position tilt lock Knee tilt action</p>	<p>Ergonomic features: A, B, C, J, M, N, U</p>	<table border="1"> <tr> <th colspan="3">OVERALL DIMENSIONS</th> <th colspan="3">SEAT DIMENSIONS</th> <th colspan="2">BACK DIMENSIONS</th> </tr> <tr> <th>W</th><th>D</th><th>H</th> <th>W</th><th>D</th><th>H</th> <th>W</th><th>H</th> </tr> <tr> <td>IN 25</td><td>25</td><td>38.5</td> <td>20</td><td>19</td><td>18-22</td> <td>18.5</td><td>18</td> </tr> <tr> <td>MM 635</td><td>635</td><td>978</td> <td>508</td><td>483</td><td>457-559</td> <td>470</td><td>457</td> </tr> </table>												OVERALL DIMENSIONS			SEAT DIMENSIONS			BACK DIMENSIONS		W	D	H	W	D	H	W	H	IN 25	25	38.5	20	19	18-22	18.5	18	MM 635	635	978	508	483	457-559	470	457
			OVERALL DIMENSIONS			SEAT DIMENSIONS			BACK DIMENSIONS																																					
			W	D	H	W	D	H	W	H																																				
			IN 25	25	38.5	20	19	18-22	18.5	18																																				
			MM 635	635	978	508	483	457-559	470	457																																				
<p><b>RTA 1</b>  1 per carton</p>																																														
 <p><b>Mesh MB Tilter</b> COM: 1 YD   0.91 M Unit weight: 35 LB   15.9 KG Carton weight: 40 LB   18.14 KG Carton volume: 10.75 FT³   0.3 MT³</p>	 <p><b>ADJUSTMENTS</b> (1) Tilt tension (2) Pneumatic seat height (9) Infinite position tilt lock Center tilt action</p>	<p>Ergonomic features: A, B, C, M, N, S, U</p>	<table border="1"> <tr> <th colspan="3">OVERALL DIMENSIONS</th> <th colspan="3">SEAT DIMENSIONS</th> <th colspan="2">BACK DIMENSIONS</th> </tr> <tr> <th>W</th><th>D</th><th>H</th> <th>W</th><th>D</th><th>H</th> <th>W</th><th>H</th> </tr> <tr> <td>IN 25</td><td>25</td><td>37</td> <td>20</td><td>19</td><td>17-21</td> <td>18.5</td><td>18</td> </tr> <tr> <td>MM 635</td><td>635</td><td>940</td> <td>508</td><td>483</td><td>432-533</td> <td>470</td><td>457</td> </tr> </table>												OVERALL DIMENSIONS			SEAT DIMENSIONS			BACK DIMENSIONS		W	D	H	W	D	H	W	H	IN 25	25	37	20	19	17-21	18.5	18	MM 635	635	940	508	483	432-533	470	457
			OVERALL DIMENSIONS			SEAT DIMENSIONS			BACK DIMENSIONS																																					
			W	D	H	W	D	H	W	H																																				
			IN 25	25	37	20	19	17-21	18.5	18																																				
			MM 635	635	940	508	483	432-533	470	457																																				
<p><b>RTA 1</b>  1 per carton</p>																																														
 <p><b>Mesh MB Stool</b> COM: 1 YD   0.91 M Unit weight: 44 LB   20 KG Carton weight: 48 LB   21.77 KG Carton volume: 10.75 FT³   0.3 MT³</p>	 <p><b>ADJUSTMENTS</b> (2) Pneumatic seat height 20" diameter footrest</p>	<p>Ergonomic features: C, M, N, U</p>	<table border="1"> <tr> <th colspan="3">OVERALL DIMENSIONS</th> <th colspan="3">SEAT DIMENSIONS</th> <th colspan="2">BACK DIMENSIONS</th> </tr> <tr> <th>W</th><th>D</th><th>H</th> <th>W</th><th>D</th><th>H</th> <th>W</th><th>H</th> </tr> <tr> <td>IN 25</td><td>26</td><td>47</td> <td>20</td><td>19</td><td>23.5-33.5</td> <td>18.5</td><td>18</td> </tr> <tr> <td>MM 635</td><td>660</td><td>1194</td> <td>508</td><td>483</td><td>597-851</td> <td>470</td><td>457</td> </tr> </table>												OVERALL DIMENSIONS			SEAT DIMENSIONS			BACK DIMENSIONS		W	D	H	W	D	H	W	H	IN 25	26	47	20	19	23.5-33.5	18.5	18	MM 635	660	1194	508	483	597-851	470	457
			OVERALL DIMENSIONS			SEAT DIMENSIONS			BACK DIMENSIONS																																					
			W	D	H	W	D	H	W	H																																				
			IN 25	26	47	20	19	23.5-33.5	18.5	18																																				
			MM 635	660	1194	508	483	597-851	470	457																																				
<p><b>RTA 1</b>  1 per carton</p>																																														



GRANADA



model 3212 (3N)




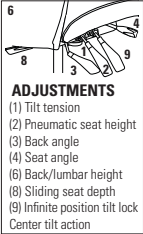


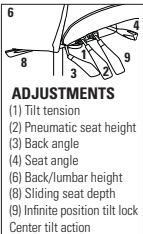


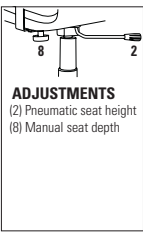

model 3217


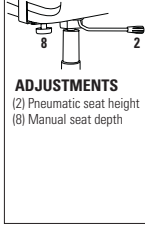


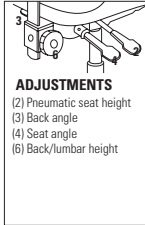


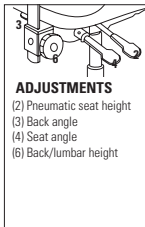


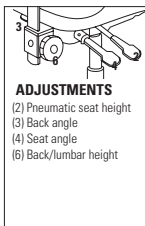

STANDARD FEATURES

- Features a sculpted back with pronounced lumbar support.
- Side activated sliding seat depth adjustment is standard on multi-tilters.
- Seat is standard with molded foam.
- Standard with height and width adjustable T-arms with curved urethane armcaps (3N) in Black only.
- Vari-Width (WA) width adjustable arm extensions are standard when chair is ordered with adjustable arms. Allows the arms to move away from the seat by 2" on each side to allow space if desired for broader hip widths.
- All models are standard with a five prong, injection molded, fiberglass reinforced nylon Black base with dual wheel carpet casters (C65).
- Base is available in Black only.
- All models (except stool models) are shipped partially KD.
- Stools are equipped with a 20" diameter, height adjustable Chrome footrest.
- Granada heavy duty models can be found under the Heavy Duty section (page 319).
- Upholstery options: fabric or vinyl only. When upholstered in vinyl, models may feature stitch detail across the seat and/or back cushions and additional wrinkling may occur around seat perimeter and outside back will be attached with decorative screws.

OPTIONAL FEATURES

- Optional abrasion resistant outer back fabric (polyester) is available. Resistant to impact damage. Available in Black only. Please specify (BKB). Add \$9.
- Available with back edge vinyl bumper guard option (EG). Add \$22.
- For hard surface flooring casters, please specify (C65R). Add \$21.
- For additional arm/caster options, please refer to the Arm and Caster section (page 335). *Optional casters may be priced higher than the standard casters for your chair and the difference will be charged. Lower priced optional casters will not be credited.*

DESCRIPTION	FEATURES	MODEL #	STANDARD TEXTILE GRADES													
			1	2	3	4	5	6	7	8	9	10	11	12		
 <p><b>LB Multi-Tilter Plain Back</b> COM: 1.5 YD   1.37 M Unit weight: 48 LB   21.8 KG Carton weight: 57 LB   25.85 KG Carton volume: 10.5 FT³   0.29 MT³</p>	 <p><b>ADJUSTMENTS</b> (1) Tilt tension (2) Pneumatic seat height (3) Back angle (4) Seat angle (6) Back/lumbar height (8) Sliding seat depth (9) Infinite position tilt lock Center tilt action</p> <p>Ergonomic features: A, B, C, D, E, F, G, H, M, N, Q, S</p>	<b>3212</b>	888	936	977	1023	1100	1170	1241	1302	1379	1451	1548	1686		
		<b>OVERALL DIMENSIONS</b>			<b>SEAT DIMENSIONS</b>			<b>BACK DIMENSIONS</b>								
		<b>W</b>	<b>D</b>	<b>H</b>	<b>W</b>	<b>D</b>	<b>H</b>	<b>W</b>	<b>H</b>							
		IN 26	24	40	20.5	17-19.5	17.5-21.5	19	17.5-21.5							
MM 660	610	1016	521	432-495	445-546	483	445-546									
			<b>RTA 2</b>		1 per carton											
 <p><b>HB Multi-Tilter Plain Back</b> COM: 1.75 YD   1.6 M Unit weight: 51 LB   23.2 KG Carton weight: 60 LB   27.22 KG Carton volume: 10.5 FT³   0.29 MT³</p>	 <p><b>ADJUSTMENTS</b> (1) Tilt tension (2) Pneumatic seat height (3) Back angle (4) Seat angle (6) Back/lumbar height (8) Sliding seat depth (9) Infinite position tilt lock Center tilt action</p> <p>Ergonomic features: A, B, C, D, E, F, G, H, M, N, Q, S</p>	<b>3217</b>	926	982	1029	1084	1173	1255	1337	1409	1498	1582	1696	1857		
		<b>OVERALL DIMENSIONS</b>			<b>SEAT DIMENSIONS</b>			<b>BACK DIMENSIONS</b>								
		<b>W</b>	<b>D</b>	<b>H</b>	<b>W</b>	<b>D</b>	<b>H</b>	<b>W</b>	<b>H</b>							
		IN 26	24.5	43	20.5	17-19.5	17.5-21.5	19	21.5-25.5							
MM 660	622	1092	521	432-495	445-546	483	546-648									
			<b>RTA 2</b>		1 per carton											
 <p><b>LB Task Armless Plain Back</b> COM: 1.5 YD   1.37 M Unit weight: 28 LB   12.7 KG Carton weight: 32 LB   14.51 KG Carton volume: 10.5 FT³   0.29 MT³</p>	 <p><b>ADJUSTMENTS</b> (2) Pneumatic seat height (8) Manual seat depth</p> <p>Ergonomic features: C, E, M, N</p>	<b>3254</b>	518	566	607	653	730	800	871	932	1009	1081	1178	1316		
		<b>OVERALL DIMENSIONS</b>			<b>SEAT DIMENSIONS</b>			<b>BACK DIMENSIONS</b>								
		<b>W</b>	<b>D</b>	<b>H</b>	<b>W</b>	<b>D</b>	<b>H</b>	<b>W</b>	<b>H</b>							
		IN 21	24	38	20.5	17.5-19	17-22	19	19							
MM 533	610	965	521	445-483	432-559	483	483									
			<b>RTA 2</b>		1 per carton											

DESCRIPTION	FEATURES	MODEL #	STANDARD TEXTILE GRADES												
			1	2	3	4	5	6	7	8	9	10	11	12	
 <p><b>LB Task w/Arm Plain Back</b> COM: 1.5 YD   1.37 M Unit weight: 36 LB   16.4 KG Carton weight: 40 LB   18.14 KG Carton volume: 10.5 FT³   0.29 MT³</p>	 <p><b>ADJUSTMENTS</b> (2) Pneumatic seat height (8) Manual seat depth</p>	<p>Ergonomic features: C, E, H, M, N, Q</p>	<b>3255</b>	639	687	728	774	851	921	992	1053	1130	1202	1299	1437
			<b>OVERALL DIMENSIONS</b>			<b>SEAT DIMENSIONS</b>			<b>BACK DIMENSIONS</b>						
			<b>W</b>	<b>D</b>	<b>H</b>	<b>W</b>	<b>D</b>	<b>H</b>	<b>W</b>		<b>H</b>				
			IN 26	24	38	20.5	17.5-19	17-22	19		19				
			MM 660	610	965	521	445-483	432-559	483		483				
			<b>RTA 2</b>		1 per carton										
 <p><b>LB Operator w/Arms/Plain Back</b> COM: 1.5 YD   1.37 M Unit weight: 42 LB   19.1 KG Carton weight: 46 LB   20.87 KG Carton volume: 10.5 FT³   0.29 MT³</p>	 <p><b>ADJUSTMENTS</b> (2) Pneumatic seat height (3) Back angle (4) Seat angle (6) Back/lumbar height</p>	<p>Ergonomic features: C, D, F, G, H, M, N, O, S</p>	<b>3275</b>	848	896	937	983	1060	1130	1201	1262	1339	1411	1508	1646
			<b>OVERALL DIMENSIONS</b>			<b>SEAT DIMENSIONS</b>			<b>BACK DIMENSIONS</b>						
			<b>W</b>	<b>D</b>	<b>H</b>	<b>W</b>	<b>D</b>	<b>H</b>	<b>W</b>		<b>H</b>				
			IN 26	22.5	39	20.5	17.5	17-22	19		17.5-21.5				
			MM 660	572	991	521	445	432-559	483		445-546				
			<b>RTA 2</b>		1 per carton										
 <p><b>Operator Stool Armless/Plain Back</b> COM: 1.5 YD   1.37 M Unit weight: 39 LB   17.7 KG Carton weight: 43 LB   19.5 KG Carton volume: 10.5 FT³   0.29 MT³</p>	 <p><b>ADJUSTMENTS</b> (2) Pneumatic seat height (3) Back angle (4) Seat angle (6) Back/lumbar height</p>	<p>Ergonomic features: C, D, F, G, M, N</p>	<b>3278</b>	958	1006	1047	1093	1170	1240	1311	1372	1449	1521	1618	1756
			<b>OVERALL DIMENSIONS</b>			<b>SEAT DIMENSIONS</b>			<b>BACK DIMENSIONS</b>						
			<b>W</b>	<b>D</b>	<b>H</b>	<b>W</b>	<b>D</b>	<b>H</b>	<b>W</b>		<b>H</b>				
			IN 21	23.5	48	20.5	17.5	23.5-33.5	19		17.5-21.5				
			MM 533	597	1219	521	445	597-851	483		445-546				
			<b>RTA 2</b>		1 per carton										
 <p><b>Operator Stool w/Arms/Plain Back</b> COM: 1.5 YD   1.37 M Unit weight: 47 LB   21.4 KG Carton weight: 51 LB   23.13 KG Carton volume: 10.5 FT³   0.29 MT³</p>	 <p><b>ADJUSTMENTS</b> (2) Pneumatic seat height (3) Back angle (4) Seat angle (6) Back/lumbar height</p>	<p>Ergonomic features: C, D, F, G, H, M, N, Q</p>	<b>3288</b>	1077	1125	1166	1212	1289	1359	1430	1491	1568	1640	1737	1875
			<b>OVERALL DIMENSIONS</b>			<b>SEAT DIMENSIONS</b>			<b>BACK DIMENSIONS</b>						
			<b>W</b>	<b>D</b>	<b>H</b>	<b>W</b>	<b>D</b>	<b>H</b>	<b>W</b>		<b>H</b>				
			IN 26	23.5	48	20.5	17.5	23.5-33.5	19		17.5-21.5				
			MM 660	597	1219	521	445	597-851	483		445-546				
			<b>RTA 2</b>		1 per carton										

GRANADA DELUXE



model 1170-3


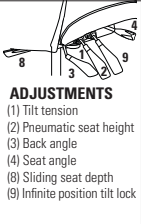

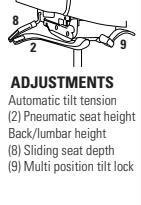

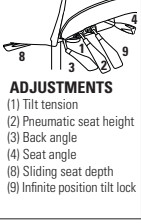

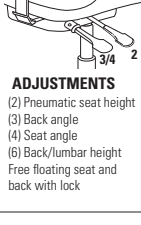
model 1171-3


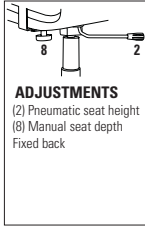


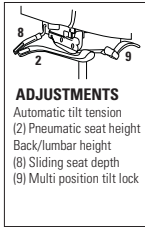


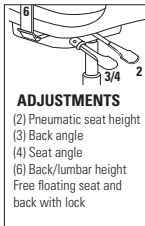


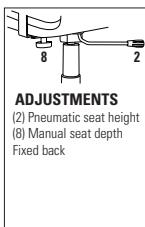



STANDARD FEATURES


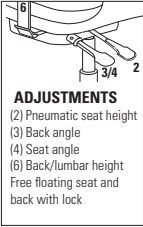


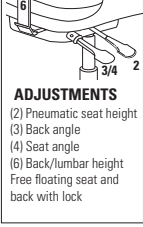


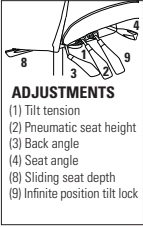


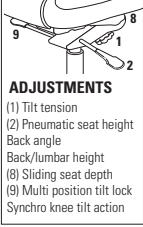


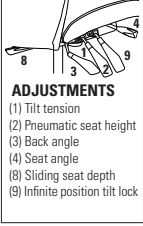

- Granada Deluxe offers dramatic seating comfort. Cushions are more contoured, featuring BioPlush earth friendly foam.
- Standard with height and width adjustable T-arms with teardrop shaped urethane armcaps (3B).
- Standard with soft, durable, self-skinned urethane (SSU) armcaps that are warm to the touch.
- All models (except armchair and side chair) are standard with a five prong, injection molded, fiberglass reinforced nylon Black spider base with dual wheel carpet casters (C65).
- Base and frame are standard in Black.
- Granada Deluxe heavy duty models can be found under the Heavy Duty section (page 319).
- Upholstery options: fabric, vinyl or leather. Vinyl and leather models may feature stitch detail across the seat and/or back cushions, if applicable.

OPTIONAL FEATURES

- Optional abrasion resistant outer back fabric (polyester) is available. Resistant to impact damage. Available in Black only. Please specify (BKB). Add \$9.
- Available with back edge vinyl bumper guard option (EG). Add \$22.
- Polished aluminum base with Black end guards (B2) is available, please specify (ALU). Add \$131.
- For hard surface flooring casters, please specify (C65R). Add \$21.
- For additional arm/caster options, please refer to the Arm and Caster section (page 335). *Optional casters may be priced higher than the standard casters for your chair and the difference will be charged. Lower priced optional casters will not be credited.*

DESCRIPTION	FEATURES	MODEL #	STANDARD TEXTILE GRADES																								
			1	2	3	4	5	6	7	8	9	10	11	12													
 <p><b>HB Multi-Tilter</b> COM: 2 YD   1.83 M Unit weight: 56 LB   25.5 KG Carton weight: 65 LB   29.48 KG Carton volume: 10.5 FT<sup>3</sup>   0.29 MT<sup>3</sup></p>	 <p><b>ADJUSTMENTS</b> (1) Tilt tension (2) Pneumatic seat height (3) Back angle (4) Seat angle (8) Sliding seat depth (9) Infinite position tilt lock</p>	<p>Ergonomic features: A, B, C, D, E, F, G, H, M, N, Q, S, U</p>	<table border="1"> <tr> <td>1170-3</td><td>929</td><td>993</td><td>1047</td><td>1109</td><td>1211</td><td>1305</td><td>1399</td><td>1481</td><td>1583</td><td>1679</td><td>1809</td><td>1993</td> </tr> </table>												1170-3	929	993	1047	1109	1211	1305	1399	1481	1583	1679	1809	1993
			1170-3	929	993	1047	1109	1211	1305	1399	1481	1583	1679	1809	1993												
			<b>OVERALL DIMENSIONS</b>			<b>SEAT DIMENSIONS</b>			<b>BACK DIMENSIONS</b>																		
			W	D	H	W	D	H	W	H																	
IN 26 MM 660	23.5 597	45 1143	21 533	18-21 457-533	16-20 406-508	20 508	23-28.25 584-718																				
			RTA 2	courier	1 per carton																						
 <p><b>HB Weight Sensing Synchro-Tilter</b> COM: 2 YD   1.83 M Unit weight: 51 LB   23.2 KG Carton weight: 61 LB   27.67 KG Carton volume: 10.5 FT<sup>3</sup>   0.29 MT<sup>3</sup></p>	 <p><b>ADJUSTMENTS</b> Automatic tilt tension (2) Pneumatic seat height Back/lumbar height (8) Sliding seat depth (9) Multi position tilt lock</p>	<p>Ergonomic features: A, B, C, D, E, H, L, M, N, Q, U</p>	<table border="1"> <tr> <td>1170-8</td><td>929</td><td>993</td><td>1047</td><td>1109</td><td>1211</td><td>1305</td><td>1399</td><td>1481</td><td>1583</td><td>1679</td><td>1809</td><td>1993</td> </tr> </table>												1170-8	929	993	1047	1109	1211	1305	1399	1481	1583	1679	1809	1993
			1170-8	929	993	1047	1109	1211	1305	1399	1481	1583	1679	1809	1993												
			<b>OVERALL DIMENSIONS</b>			<b>SEAT DIMENSIONS</b>			<b>BACK DIMENSIONS</b>																		
			W	D	H	W	D	H	W	H																	
IN 26 MM 660	23.5 597	44 1118	21 533	18-21 457-533	16.25-21.25 413-540	20 508	23-28.25 584-718																				
			RTA 2	courier	1 per carton																						
 <p><b>MB Multi-Tilter</b> COM: 1.75 YD   1.6 M Unit weight: 52 LB   23.6 KG Carton weight: 61 LB   27.67 KG Carton volume: 10.5 FT<sup>3</sup>   0.29 MT<sup>3</sup></p>	 <p><b>ADJUSTMENTS</b> (1) Tilt tension (2) Pneumatic seat height (3) Back angle (4) Seat angle (8) Sliding seat depth (9) Infinite position tilt lock</p>	<p>Ergonomic features: A, B, C, D, E, F, G, H, M, N, Q, S, U</p>	<table border="1"> <tr> <td>1171-3</td><td>888</td><td>944</td><td>991</td><td>1046</td><td>1135</td><td>1217</td><td>1299</td><td>1371</td><td>1460</td><td>1544</td><td>1658</td><td>1819</td> </tr> </table>												1171-3	888	944	991	1046	1135	1217	1299	1371	1460	1544	1658	1819
			1171-3	888	944	991	1046	1135	1217	1299	1371	1460	1544	1658	1819												
			<b>OVERALL DIMENSIONS</b>			<b>SEAT DIMENSIONS</b>			<b>BACK DIMENSIONS</b>																		
			W	D	H	W	D	H	W	H																	
IN 26 MM 660	23.5 597	42 1067	21 533	18-21 457-533	16-20 406-508	20 508	20-25.25 508-641																				
			RTA 2	courier	1 per carton																						
 <p><b>MB Operator</b> COM: 1.75 YD   1.6 M Unit weight: 45 LB   20.5 KG Carton weight: 54 LB   24.49 KG Carton volume: 10.5 FT<sup>3</sup>   0.29 MT<sup>3</sup></p>	 <p><b>ADJUSTMENTS</b> (2) Pneumatic seat height (3) Back angle (4) Seat angle (6) Back/lumbar height Free floating seat and back with lock</p>	<p>Ergonomic features: C, D, F, G, H, M, N, Q, S, U</p>	<table border="1"> <tr> <td>1171-5</td><td>848</td><td>904</td><td>951</td><td>1006</td><td>1095</td><td>1177</td><td>1259</td><td>1331</td><td>1420</td><td>1504</td><td>1618</td><td>1779</td> </tr> </table>												1171-5	848	904	951	1006	1095	1177	1259	1331	1420	1504	1618	1779
			1171-5	848	904	951	1006	1095	1177	1259	1331	1420	1504	1618	1779												
			<b>OVERALL DIMENSIONS</b>			<b>SEAT DIMENSIONS</b>			<b>BACK DIMENSIONS</b>																		
			W	D	H	W	D	H	W	H																	
IN 26 MM 660	23.5 597	39 991	21 533	18 457	16.5-20.5 419-521	20 508	19-24.25 483-616																				
			RTA 2	courier	1 per carton																						

DESCRIPTION	FEATURES	MODEL #	STANDARD TEXTILE GRADES																																												
			1	2	3	4	5	6	7	8	9	10	11	12																																	
 <p><b>MB Task</b> COM: 1.75 YD   1.6 M Unit weight: 40 LB   18.2 KG Carton weight: 49 LB   22.23 KG Carton volume: 10.5 FT³   0.29 MT³</p>	 <p><b>ADJUSTMENTS</b> (2) Pneumatic seat height (8) Manual seat depth Fixed back</p>	<p>Ergonomic features: C, E, H, M, N, Q, U</p>	<table border="1"> <tr> <th colspan="3">OVERALL DIMENSIONS</th> <th colspan="3">SEAT DIMENSIONS</th> <th colspan="3">BACK DIMENSIONS</th> </tr> <tr> <th>W</th><th>D</th><th>H</th> <th>W</th><th>D</th><th>H</th> <th>W</th><th>H</th> </tr> <tr> <td>IN 26</td><td>23.5</td><td>38</td> <td>21</td><td>17-18</td><td>16-21</td> <td>20</td><td>19</td> </tr> <tr> <td>MM 660</td><td>597</td><td>965</td> <td>533</td><td>432-457</td><td>406-533</td> <td>508</td><td>483</td> </tr> </table>												OVERALL DIMENSIONS			SEAT DIMENSIONS			BACK DIMENSIONS			W	D	H	W	D	H	W	H	IN 26	23.5	38	21	17-18	16-21	20	19	MM 660	597	965	533	432-457	406-533	508	483
			OVERALL DIMENSIONS			SEAT DIMENSIONS			BACK DIMENSIONS																																						
			W	D	H	W	D	H	W	H																																					
			IN 26	23.5	38	21	17-18	16-21	20	19																																					
			MM 660	597	965	533	432-457	406-533	508	483																																					
<p><b>RTA 2</b>  1 per carton</p>																																															
 <p><b>MB Weight Sensing Synchro-Tilter</b> COM: 1.75 YD   1.6 M Unit weight: 47 LB   21.4 KG Carton weight: 57 LB   25.85 KG Carton volume: 10.5 FT³   0.29 MT³</p>	 <p><b>ADJUSTMENTS</b> Automatic tilt tension (2) Pneumatic seat height Back/lumbar height (8) Sliding seat depth (9) Multi position tilt lock</p>	<p>Ergonomic features: A, B, C, D, E, H, L, M, N, Q, U</p>	<table border="1"> <tr> <th colspan="3">OVERALL DIMENSIONS</th> <th colspan="3">SEAT DIMENSIONS</th> <th colspan="3">BACK DIMENSIONS</th> </tr> <tr> <th>W</th><th>D</th><th>H</th> <th>W</th><th>D</th><th>H</th> <th>W</th><th>H</th> </tr> <tr> <td>IN 26</td><td>23.5</td><td>41</td> <td>21</td><td>18-21</td><td>16.25-21.25</td> <td>20</td><td>20-25.25</td> </tr> <tr> <td>MM 660</td><td>597</td><td>1041</td> <td>533</td><td>457-533</td><td>413-540</td> <td>508</td><td>508-641</td> </tr> </table>												OVERALL DIMENSIONS			SEAT DIMENSIONS			BACK DIMENSIONS			W	D	H	W	D	H	W	H	IN 26	23.5	41	21	18-21	16.25-21.25	20	20-25.25	MM 660	597	1041	533	457-533	413-540	508	508-641
			OVERALL DIMENSIONS			SEAT DIMENSIONS			BACK DIMENSIONS																																						
			W	D	H	W	D	H	W	H																																					
			IN 26	23.5	41	21	18-21	16.25-21.25	20	20-25.25																																					
			MM 660	597	1041	533	457-533	413-540	508	508-641																																					
<p><b>RTA 2</b>  1 per carton</p>																																															
 <p><b>MB Operator Armless</b> COM: 1.75 YD   1.6 M Unit weight: 40 LB   18.2 KG Carton weight: 49 LB   22.23 KG Carton volume: 10.5 FT³   0.29 MT³</p>	 <p><b>ADJUSTMENTS</b> (2) Pneumatic seat height (3) Back angle (4) Seat angle (6) Back/lumbar height Free floating seat and back with lock</p>	<p>Ergonomic features: C, D, F, G, M, N, Q, S, U</p>	<table border="1"> <tr> <th colspan="3">OVERALL DIMENSIONS</th> <th colspan="3">SEAT DIMENSIONS</th> <th colspan="3">BACK DIMENSIONS</th> </tr> <tr> <th>W</th><th>D</th><th>H</th> <th>W</th><th>D</th><th>H</th> <th>W</th><th>H</th> </tr> <tr> <td>IN 21</td><td>23.5</td><td>39</td> <td>21</td><td>18</td><td>16.5-20.5</td> <td>20</td><td>19-24.25</td> </tr> <tr> <td>MM 533</td><td>597</td><td>991</td> <td>533</td><td>457</td><td>419-521</td> <td>508</td><td>483-616</td> </tr> </table>												OVERALL DIMENSIONS			SEAT DIMENSIONS			BACK DIMENSIONS			W	D	H	W	D	H	W	H	IN 21	23.5	39	21	18	16.5-20.5	20	19-24.25	MM 533	597	991	533	457	419-521	508	483-616
			OVERALL DIMENSIONS			SEAT DIMENSIONS			BACK DIMENSIONS																																						
			W	D	H	W	D	H	W	H																																					
			IN 21	23.5	39	21	18	16.5-20.5	20	19-24.25																																					
			MM 533	597	991	533	457	419-521	508	483-616																																					
<p><b>RTA 2</b>  1 per carton</p>																																															
 <p><b>MB Task Armless</b> COM: 1.75 YD   1.6 M Unit weight: 35 LB   15.9 KG Carton weight: 44 LB   19.96 KG Carton volume: 10.5 FT³   0.29 MT³</p>	 <p><b>ADJUSTMENTS</b> (2) Pneumatic seat height (8) Manual seat depth Fixed back</p>	<p>Ergonomic features: C, E, H, M, N, Q, U</p>	<table border="1"> <tr> <th colspan="3">OVERALL DIMENSIONS</th> <th colspan="3">SEAT DIMENSIONS</th> <th colspan="3">BACK DIMENSIONS</th> </tr> <tr> <th>W</th><th>D</th><th>H</th> <th>W</th><th>D</th><th>H</th> <th>W</th><th>H</th> </tr> <tr> <td>IN 21</td><td>23.5</td><td>38</td> <td>21</td><td>17-18</td><td>16-21</td> <td>20</td><td>19</td> </tr> <tr> <td>MM 533</td><td>597</td><td>965</td> <td>533</td><td>432-457</td><td>406-533</td> <td>508</td><td>483</td> </tr> </table>												OVERALL DIMENSIONS			SEAT DIMENSIONS			BACK DIMENSIONS			W	D	H	W	D	H	W	H	IN 21	23.5	38	21	17-18	16-21	20	19	MM 533	597	965	533	432-457	406-533	508	483
			OVERALL DIMENSIONS			SEAT DIMENSIONS			BACK DIMENSIONS																																						
			W	D	H	W	D	H	W	H																																					
			IN 21	23.5	38	21	17-18	16-21	20	19																																					
			MM 533	597	965	533	432-457	406-533	508	483																																					
<p><b>RTA 2</b>  1 per carton</p>																																															
 <p><b>Armchair</b> COM: 1.75 YD   1.6 M Unit weight: 35 LB   15.9 KG Carton weight: 42 LB   19.05 KG Carton volume: 13 FT³   0.36 MT³</p>	<p>Cantilever sled base.</p>	<p>Ergonomic features: M, N</p>	<table border="1"> <tr> <th colspan="3">OVERALL DIMENSIONS</th> <th colspan="3">SEAT DIMENSIONS</th> <th colspan="3">BACK DIMENSIONS</th> </tr> <tr> <th>W</th><th>D</th><th>H</th> <th>W</th><th>D</th><th>H</th> <th>W</th><th>H</th> </tr> <tr> <td>IN 26.25</td><td>24</td><td>38</td> <td>21</td><td>18</td><td>18</td> <td>20</td><td>20.5</td> </tr> <tr> <td>MM 667</td><td>610</td><td>965</td> <td>533</td><td>457</td><td>457</td> <td>508</td><td>521</td> </tr> </table>												OVERALL DIMENSIONS			SEAT DIMENSIONS			BACK DIMENSIONS			W	D	H	W	D	H	W	H	IN 26.25	24	38	21	18	18	20	20.5	MM 667	610	965	533	457	457	508	521
			OVERALL DIMENSIONS			SEAT DIMENSIONS			BACK DIMENSIONS																																						
			W	D	H	W	D	H	W	H																																					
			IN 26.25	24	38	21	18	18	20	20.5																																					
			MM 667	610	965	533	457	457	508	521																																					
<p><b>RTA 2</b>  1 per carton</p>																																															

DESCRIPTION	FEATURES	MODEL #	STANDARD TEXTILE GRADES																																												
			1	2	3	4	5	6	7	8	9	10	11	12																																	
 <p><b>Operator Stool Armless</b> COM: 1.75 YD   1.6 M Unit weight: 43 LB   19.5 KG Carton weight: 52 LB   23.59 KG Carton volume: 10.5 FT³   0.29 MT³</p>	 <p><b>ADJUSTMENTS</b> (2) Pneumatic seat height (3) Back angle (4) Seat angle (6) Back/lumbar height Free floating seat and back with lock</p>	<p>Ergonomic features: C, D, F, G, M, N, S, U</p>	<table border="1"> <tr> <th colspan="3">OVERALL DIMENSIONS</th> <th colspan="3">SEAT DIMENSIONS</th> <th colspan="3">BACK DIMENSIONS</th> </tr> <tr> <th>W</th><th>D</th><th>H</th> <th>W</th><th>D</th><th>H</th> <th>W</th><th>H</th> </tr> <tr> <td>IN 21</td><td>23.5</td><td>48</td> <td>21</td><td>18</td><td>23.5-33.5</td> <td>20</td><td>19-24.25</td> </tr> <tr> <td>MM 533</td><td>597</td><td>1219</td> <td>533</td><td>457</td><td>597-851</td> <td>508</td><td>483-616</td> </tr> </table>												OVERALL DIMENSIONS			SEAT DIMENSIONS			BACK DIMENSIONS			W	D	H	W	D	H	W	H	IN 21	23.5	48	21	18	23.5-33.5	20	19-24.25	MM 533	597	1219	533	457	597-851	508	483-616
			OVERALL DIMENSIONS			SEAT DIMENSIONS			BACK DIMENSIONS																																						
			W	D	H	W	D	H	W	H																																					
			IN 21	23.5	48	21	18	23.5-33.5	20	19-24.25																																					
MM 533	597	1219	533	457	597-851	508	483-616																																								
<table border="1"> <tr> <th colspan="12">STANDARD TEXTILE GRADES</th> </tr> <tr> <td>1177-5</td><td>958</td><td>1014</td><td>1061</td><td>1116</td><td>1205</td><td>1287</td><td>1369</td><td>1441</td><td>1530</td><td>1614</td><td>1728</td><td>1889</td> </tr> </table>												STANDARD TEXTILE GRADES												1177-5	958	1014	1061	1116	1205	1287	1369	1441	1530	1614	1728	1889											
STANDARD TEXTILE GRADES																																															
1177-5	958	1014	1061	1116	1205	1287	1369	1441	1530	1614	1728	1889																																			
<p>RTA 2  1 per carton</p>																																															
 <p><b>Operator Stool w/Arms</b> COM: 1.75 YD   1.6 M Unit weight: 48 LB   21.8 KG Carton weight: 57 LB   25.85 KG Carton volume: 10.5 FT³   0.29 MT³</p>	 <p><b>ADJUSTMENTS</b> (2) Pneumatic seat height (3) Back angle (4) Seat angle (6) Back/lumbar height Free floating seat and back with lock</p>	<p>Ergonomic features: C, D, F, G, M, N, Q, S, U</p>	<table border="1"> <tr> <th colspan="3">OVERALL DIMENSIONS</th> <th colspan="3">SEAT DIMENSIONS</th> <th colspan="3">BACK DIMENSIONS</th> </tr> <tr> <th>W</th><th>D</th><th>H</th> <th>W</th><th>D</th><th>H</th> <th>W</th><th>H</th> </tr> <tr> <td>IN 26</td><td>23.5</td><td>48</td> <td>21</td><td>18</td><td>23.5-33.5</td> <td>20</td><td>19-24.25</td> </tr> <tr> <td>MM 660</td><td>597</td><td>1219</td> <td>533</td><td>457</td><td>597-851</td> <td>508</td><td>483-616</td> </tr> </table>												OVERALL DIMENSIONS			SEAT DIMENSIONS			BACK DIMENSIONS			W	D	H	W	D	H	W	H	IN 26	23.5	48	21	18	23.5-33.5	20	19-24.25	MM 660	597	1219	533	457	597-851	508	483-616
			OVERALL DIMENSIONS			SEAT DIMENSIONS			BACK DIMENSIONS																																						
			W	D	H	W	D	H	W	H																																					
			IN 26	23.5	48	21	18	23.5-33.5	20	19-24.25																																					
MM 660	597	1219	533	457	597-851	508	483-616																																								
<table border="1"> <tr> <th colspan="12">STANDARD TEXTILE GRADES</th> </tr> <tr> <td>1178-5</td><td>1077</td><td>1133</td><td>1180</td><td>1235</td><td>1324</td><td>1406</td><td>1488</td><td>1560</td><td>1649</td><td>1733</td><td>1847</td><td>2008</td> </tr> </table>												STANDARD TEXTILE GRADES												1178-5	1077	1133	1180	1235	1324	1406	1488	1560	1649	1733	1847	2008											
STANDARD TEXTILE GRADES																																															
1178-5	1077	1133	1180	1235	1324	1406	1488	1560	1649	1733	1847	2008																																			
<p>RTA 2  1 per carton</p>																																															
 <p><b>HB Multi-Tilter w/Schukra Lumbar</b> COM: 2 YD   1.83 M Unit weight: 56 LB   25.5 KG Carton weight: 65 LB   29.48 KG Carton volume: 10.5 FT³   0.29 MT³</p>	 <p><b>ADJUSTMENTS</b> (1) Tilt tension (2) Pneumatic seat height (3) Back angle (4) Seat angle (8) Sliding seat depth (9) Infinite position tilt lock</p>	<p>Ergonomic features: A, B, C, D, E, F, G, H, M, N, Q, S, U, V</p>	<table border="1"> <tr> <th colspan="3">OVERALL DIMENSIONS</th> <th colspan="3">SEAT DIMENSIONS</th> <th colspan="3">BACK DIMENSIONS</th> </tr> <tr> <th>W</th><th>D</th><th>H</th> <th>W</th><th>D</th><th>H</th> <th>W</th><th>H</th> </tr> <tr> <td>IN 26</td><td>23.5</td><td>45</td> <td>21</td><td>18-21</td><td>16-20</td> <td>20</td><td>23-28.25</td> </tr> <tr> <td>MM 660</td><td>597</td><td>1143</td> <td>533</td><td>457-533</td><td>406-508</td> <td>508</td><td>584-718</td> </tr> </table>												OVERALL DIMENSIONS			SEAT DIMENSIONS			BACK DIMENSIONS			W	D	H	W	D	H	W	H	IN 26	23.5	45	21	18-21	16-20	20	23-28.25	MM 660	597	1143	533	457-533	406-508	508	584-718
			OVERALL DIMENSIONS			SEAT DIMENSIONS			BACK DIMENSIONS																																						
			W	D	H	W	D	H	W	H																																					
			IN 26	23.5	45	21	18-21	16-20	20	23-28.25																																					
MM 660	597	1143	533	457-533	406-508	508	584-718																																								
<table border="1"> <tr> <th colspan="12">STANDARD TEXTILE GRADES</th> </tr> <tr> <td>1190-3</td><td>1053</td><td>1117</td><td>1171</td><td>1233</td><td>1335</td><td>1429</td><td>1523</td><td>1605</td><td>1707</td><td>1803</td><td>1933</td><td>2117</td> </tr> </table>												STANDARD TEXTILE GRADES												1190-3	1053	1117	1171	1233	1335	1429	1523	1605	1707	1803	1933	2117											
STANDARD TEXTILE GRADES																																															
1190-3	1053	1117	1171	1233	1335	1429	1523	1605	1707	1803	1933	2117																																			
<p>RTA 2  1 per carton</p>																																															
 <p><b>MB Synchro Knee-Tilter w/Schukra Lumbar</b> COM: 1.75 YD   1.6 M Unit weight: 52 LB   23.6 KG Carton weight: 61 LB   27.67 KG Carton volume: 10.5 FT³   0.29 MT³</p>	 <p><b>ADJUSTMENTS</b> (1) Tilt tension (2) Pneumatic seat height Back angle Back/lumbar height (8) Sliding seat depth (9) Multi position tilt lock Synchro knee tilt action</p>	<p>Ergonomic features: A, B, C, D, G, H, J, L, M, N, Q, U, V</p>	<table border="1"> <tr> <th colspan="3">OVERALL DIMENSIONS</th> <th colspan="3">SEAT DIMENSIONS</th> <th colspan="3">BACK DIMENSIONS</th> </tr> <tr> <th>W</th><th>D</th><th>H</th> <th>W</th><th>D</th><th>H</th> <th>W</th><th>H</th> </tr> <tr> <td>IN 26</td><td>23.5</td><td>42.5</td> <td>21</td><td>18-20.5</td><td>16.5-20.5</td> <td>20</td><td>20-25.25</td> </tr> <tr> <td>MM 660</td><td>597</td><td>1080</td> <td>533</td><td>457-521</td><td>419-521</td> <td>508</td><td>508-641</td> </tr> </table>												OVERALL DIMENSIONS			SEAT DIMENSIONS			BACK DIMENSIONS			W	D	H	W	D	H	W	H	IN 26	23.5	42.5	21	18-20.5	16.5-20.5	20	20-25.25	MM 660	597	1080	533	457-521	419-521	508	508-641
			OVERALL DIMENSIONS			SEAT DIMENSIONS			BACK DIMENSIONS																																						
			W	D	H	W	D	H	W	H																																					
			IN 26	23.5	42.5	21	18-20.5	16.5-20.5	20	20-25.25																																					
MM 660	597	1080	533	457-521	419-521	508	508-641																																								
<table border="1"> <tr> <th colspan="12">STANDARD TEXTILE GRADES</th> </tr> <tr> <td>1191-2</td><td>1153</td><td>1209</td><td>1256</td><td>1311</td><td>1400</td><td>1482</td><td>1564</td><td>1636</td><td>1725</td><td>1809</td><td>1923</td><td>2084</td> </tr> </table>												STANDARD TEXTILE GRADES												1191-2	1153	1209	1256	1311	1400	1482	1564	1636	1725	1809	1923	2084											
STANDARD TEXTILE GRADES																																															
1191-2	1153	1209	1256	1311	1400	1482	1564	1636	1725	1809	1923	2084																																			
<p>RTA 2  1 per carton</p>																																															
 <p><b>MB Multi-Tilter w/Schukra Lumbar</b> COM: 1.75 YD   1.6 M Unit weight: 52 LB   23.6 KG Carton weight: 61 LB   27.67 KG Carton volume: 10.5 FT³   0.29 MT³</p>	 <p><b>ADJUSTMENTS</b> (1) Tilt tension (2) Pneumatic seat height (3) Back angle (4) Seat angle (8) Sliding seat depth (9) Infinite position tilt lock</p>	<p>Ergonomic features: A, B, C, D, E, F, G, H, M, N, Q, S, U, V</p>	<table border="1"> <tr> <th colspan="3">OVERALL DIMENSIONS</th> <th colspan="3">SEAT DIMENSIONS</th> <th colspan="3">BACK DIMENSIONS</th> </tr> <tr> <th>W</th><th>D</th><th>H</th> <th>W</th><th>D</th><th>H</th> <th>W</th><th>H</th> </tr> <tr> <td>IN 26</td><td>23.5</td><td>42</td> <td>21</td><td>18-21</td><td>16-20</td> <td>20</td><td>20-25.25</td> </tr> <tr> <td>MM 660</td><td>597</td><td>1067</td> <td>533</td><td>457-533</td><td>406-508</td> <td>508</td><td>508-641</td> </tr> </table>												OVERALL DIMENSIONS			SEAT DIMENSIONS			BACK DIMENSIONS			W	D	H	W	D	H	W	H	IN 26	23.5	42	21	18-21	16-20	20	20-25.25	MM 660	597	1067	533	457-533	406-508	508	508-641
			OVERALL DIMENSIONS			SEAT DIMENSIONS			BACK DIMENSIONS																																						
			W	D	H	W	D	H	W	H																																					
			IN 26	23.5	42	21	18-21	16-20	20	20-25.25																																					
MM 660	597	1067	533	457-533	406-508	508	508-641																																								
<table border="1"> <tr> <th colspan="12">STANDARD TEXTILE GRADES</th> </tr> <tr> <td>1191-3</td><td>1009</td><td>1065</td><td>1112</td><td>1167</td><td>1256</td><td>1338</td><td>1420</td><td>1492</td><td>1581</td><td>1665</td><td>1779</td><td>1940</td> </tr> </table>												STANDARD TEXTILE GRADES												1191-3	1009	1065	1112	1167	1256	1338	1420	1492	1581	1665	1779	1940											
STANDARD TEXTILE GRADES																																															
1191-3	1009	1065	1112	1167	1256	1338	1420	1492	1581	1665	1779	1940																																			
<p>RTA 2  1 per carton</p>																																															

GRANADA WITH SCHUKRA LUMBAR



model 3112 (3N)




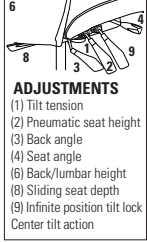



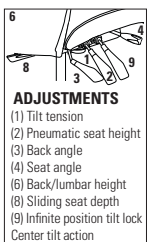


model 3117 (3N)

STANDARD FEATURES

- Models incorporate a vertical stitch detail in the backrest and a lumbar mechanism which can be adjusted to your desired support level.
- Lumbar height is manually adjustable between 6" and 10" above the seat.
- Side activated sliding seat depth adjustment is standard on all models.
- Seat is standard with molded foam.
- Standard with height adjustable T-arms with soft, durable curved (3N) self-skinned urethane (SSU) armcaps. Black only.
- Five prong, injection molded, fiberglass reinforced nylon base with dual wheel carpet casters (C65).
- Base and frame are available in Black only.
- Vari-Width (WA) width adjustable arm extensions are standard when chair is ordered with adjustable arms. Allows the arms to move away from the seat by 2" on each side to allow space if desired for broader hip widths.
- All models are shipped partially KD.
- Upholstery options: fabric or vinyl only. When upholstered in vinyl, models may feature stitch detail across the seat and/or back cushions and additional wrinkling may occur around seat perimeter and outside back will be attached with decorative screws.

OPTIONAL FEATURES

- For hard surface flooring casters, please specify (C65R). Add \$21.
- For additional arm/caster options, please refer to the Arm and Caster section (page 335). *Optional casters may be priced higher than the standard casters for your chair and the difference will be charged. Lower priced optional casters will not be credited.*

DESCRIPTION	FEATURES	MODEL #	STANDARD TEXTILE GRADES												
			1	2	3	4	5	6	7	8	9	10	11	12	
 <p><b>MB Multi-Tilter Plain Back</b>                      COM: 1.5 YD   1.37 M                      Unit weight: 50 LB   22.7 KG                      Carton weight: 59 LB   26.76 KG                      Carton volume: 10.5 FT³   0.29 MT³</p>	 <p><b>ADJUSTMENTS</b>                      (1) Tilt tension                      (2) Pneumatic seat height                      (3) Back angle                      (4) Seat angle                      (6) Back/lumbar height                      (8) Sliding seat depth                      (9) Infinite position tilt lock                      Center tilt action</p>	<b>3112</b>	1005	1053	1094	1140	1217	1287	1358	1419	1496	1568	1665	1803	
			<b>OVERALL DIMENSIONS</b> W D H			<b>SEAT DIMENSIONS</b> W D H			<b>BACK DIMENSIONS</b> W H						
			IN 26	24.5	37.5	20.5	17-19.5	17-21	19	17-21					
			MM 660	622	953	521	432-495	432-533	483	432-533					
					1 per carton										
 <p><b>HB Multi-Tilter</b>                      COM: 1.75 YD   1.6 M                      Unit weight: 52 LB   23.6 KG                      Carton weight: 61 LB   27.67 KG                      Carton volume: 10.5 FT³   0.29 MT³</p>	 <p><b>ADJUSTMENTS</b>                      (1) Tilt tension                      (2) Pneumatic seat height                      (3) Back angle                      (4) Seat angle                      (6) Back/lumbar height                      (8) Sliding seat depth                      (9) Infinite position tilt lock                      Center tilt action</p>	<b>3117</b>	1049	1105	1152	1207	1296	1378	1460	1532	1621	1705	1819	1980	
			<b>OVERALL DIMENSIONS</b> W D H			<b>SEAT DIMENSIONS</b> W D H			<b>BACK DIMENSIONS</b> W H						
			IN 26	24.5	43	20.5	17-19.5	17-21	19	21.5-25.5					
			MM 660	622	1092	521	432-495	432-533	483	546-648					
					1 per carton										

GRAPHIC



model 2739



model 2738MB




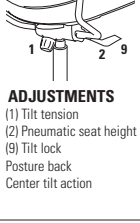



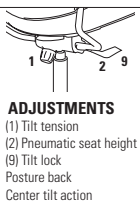



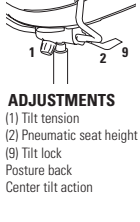



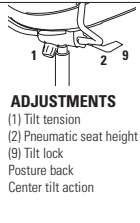

Optional TUN Base  
See right for details.

STANDARD FEATURES


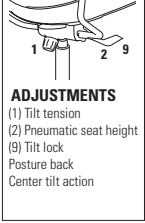


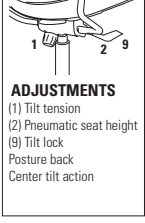


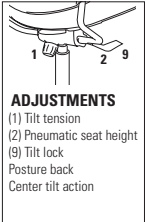


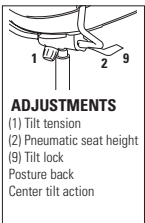


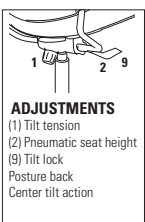

- European detailing and a clean slim profile.
- Features a generous compound curved back and seat.
- The back comes in three distinctive back styles: deeply upholstered back, perforated nylon back and breathable Black mesh back.
- Posture back chairs with arms are standard with height adjustable, forward swept arms and sliding armcaps (G4).
- Vari-Width (WA) width adjustable arm extensions are standard when chair is ordered with adjustable arms. Allows the arms to move away from the seat by 2" on each side to allow space if desired for broader hip widths.
- Posture mechanism offers exceptional back support, two position tilt lock adjustment and tilt tension control.
- Five prong, injection molded, fiberglass reinforced nylon Black spider base with dual wheel carpet casters (C1).
- Upholstery options: fabric, vinyl or leather. Vinyl and leather models may feature stitch detail across the seat and/or back cushions, if applicable.

OPTIONAL FEATURES

- A steel base with Tungsten finish is available at an upcharge, please specify (TUN). Add \$96.
- For hard surface flooring casters, please specify (C9R). Add \$21.
- For additional arm/caster options, please refer to the Arm and Caster section (page 335). *Optional casters may be priced higher than the standard casters for your chair and the difference will be charged. Lower priced optional casters will not be credited.*

DESCRIPTION	FEATURES	MODEL #	STANDARD TEXTILE GRADES																																												
			1	2	3	4	5	6	7	8	9	10	11	12																																	
 <p><b>Medium Posture Nylon Back Armless</b> COM: 1 YD   0.91 M Unit weight: 29 LB   13.2 KG Carton weight: 34 LB   15.42 KG Carton volume: 10.75 FT<sup>3</sup>   0.3 MT<sup>3</sup></p>	 <p><b>ADJUSTMENTS</b> (1) Tilt tension (2) Pneumatic seat height (9) Tilt lock Posture back Center tilt action</p>	<p>Ergonomic features: A, C, G, M, N</p>	<table border="1"> <thead> <tr> <th colspan="3">OVERALL DIMENSIONS</th> <th colspan="3">SEAT DIMENSIONS</th> <th colspan="3">BACK DIMENSIONS</th> </tr> <tr> <th>W</th><th>D</th><th>H</th> <th>W</th><th>D</th><th>H</th> <th>W</th><th>H</th> </tr> </thead> <tbody> <tr> <td>IN 20</td><td>24</td><td>36</td> <td>20</td><td>19</td><td>16.5-20.5</td> <td>19</td><td>19</td> </tr> <tr> <td>MM 508</td><td>610</td><td>914</td> <td>508</td><td>483</td><td>419-521</td> <td>483</td><td>483</td> </tr> </tbody> </table>												OVERALL DIMENSIONS			SEAT DIMENSIONS			BACK DIMENSIONS			W	D	H	W	D	H	W	H	IN 20	24	36	20	19	16.5-20.5	19	19	MM 508	610	914	508	483	419-521	483	483
			OVERALL DIMENSIONS			SEAT DIMENSIONS			BACK DIMENSIONS																																						
			W	D	H	W	D	H	W	H																																					
			IN 20	24	36	20	19	16.5-20.5	19	19																																					
			MM 508	610	914	508	483	419-521	483	483																																					
<table border="1"> <thead> <tr> <th>1</th><th>2</th><th>3</th><th>4</th><th>5</th><th>6</th><th>7</th><th>8</th><th>9</th><th>10</th><th>11</th><th>12</th> </tr> </thead> <tbody> <tr> <td>2736</td><td>624</td><td>656</td><td>683</td><td>714</td><td>765</td><td>812</td><td>859</td><td>900</td><td>951</td><td>999</td><td>1064</td><td>1156</td> </tr> </tbody> </table>												1	2	3	4	5	6	7	8	9	10	11	12	2736	624	656	683	714	765	812	859	900	951	999	1064	1156											
1	2	3	4	5	6	7	8	9	10	11	12																																				
2736	624	656	683	714	765	812	859	900	951	999	1064	1156																																			
<p>RTA 1  1 per carton</p>																																															
<table border="1"> <thead> <tr> <th>1</th><th>2</th><th>3</th><th>4</th><th>5</th><th>6</th><th>7</th><th>8</th><th>9</th><th>10</th><th>11</th><th>12</th> </tr> </thead> <tbody> <tr> <td>2736MB</td><td>732</td><td>764</td><td>791</td><td>822</td><td>873</td><td>920</td><td>967</td><td>1008</td><td>1059</td><td>1107</td><td>1172</td><td>1264</td> </tr> </tbody> </table>												1	2	3	4	5	6	7	8	9	10	11	12	2736MB	732	764	791	822	873	920	967	1008	1059	1107	1172	1264											
1	2	3	4	5	6	7	8	9	10	11	12																																				
2736MB	732	764	791	822	873	920	967	1008	1059	1107	1172	1264																																			
<p>RTA 1  1 per carton</p>																																															
 <p><b>Medium Posture Mesh Back Armless</b> COM: 1 YD   0.91 M Unit weight: 29 LB   13.2 KG Carton weight: 34 LB   15.42 KG Carton volume: 10.75 FT<sup>3</sup>   0.3 MT<sup>3</sup></p>	 <p><b>ADJUSTMENTS</b> (1) Tilt tension (2) Pneumatic seat height (9) Tilt lock Posture back Center tilt action</p>	<p>Ergonomic features: A, C, G, M, N</p>	<table border="1"> <thead> <tr> <th colspan="3">OVERALL DIMENSIONS</th> <th colspan="3">SEAT DIMENSIONS</th> <th colspan="3">BACK DIMENSIONS</th> </tr> <tr> <th>W</th><th>D</th><th>H</th> <th>W</th><th>D</th><th>H</th> <th>W</th><th>H</th> </tr> </thead> <tbody> <tr> <td>IN 20</td><td>24</td><td>36</td> <td>20</td><td>19</td><td>16.5-20.5</td> <td>19</td><td>19</td> </tr> <tr> <td>MM 508</td><td>610</td><td>914</td> <td>508</td><td>483</td><td>419-521</td> <td>483</td><td>483</td> </tr> </tbody> </table>												OVERALL DIMENSIONS			SEAT DIMENSIONS			BACK DIMENSIONS			W	D	H	W	D	H	W	H	IN 20	24	36	20	19	16.5-20.5	19	19	MM 508	610	914	508	483	419-521	483	483
			OVERALL DIMENSIONS			SEAT DIMENSIONS			BACK DIMENSIONS																																						
			W	D	H	W	D	H	W	H																																					
			IN 20	24	36	20	19	16.5-20.5	19	19																																					
			MM 508	610	914	508	483	419-521	483	483																																					
<table border="1"> <thead> <tr> <th>1</th><th>2</th><th>3</th><th>4</th><th>5</th><th>6</th><th>7</th><th>8</th><th>9</th><th>10</th><th>11</th><th>12</th> </tr> </thead> <tbody> <tr> <td>2737</td><td>697</td><td>737</td><td>771</td><td>810</td><td>873</td><td>932</td><td>991</td><td>1042</td><td>1106</td><td>1166</td><td>1247</td><td>1362</td> </tr> </tbody> </table>												1	2	3	4	5	6	7	8	9	10	11	12	2737	697	737	771	810	873	932	991	1042	1106	1166	1247	1362											
1	2	3	4	5	6	7	8	9	10	11	12																																				
2737	697	737	771	810	873	932	991	1042	1106	1166	1247	1362																																			
<p>RTA 1  1 per carton</p>																																															
<table border="1"> <thead> <tr> <th>1</th><th>2</th><th>3</th><th>4</th><th>5</th><th>6</th><th>7</th><th>8</th><th>9</th><th>10</th><th>11</th><th>12</th> </tr> </thead> <tbody> <tr> <td>2737</td><td>724</td><td>756</td><td>783</td><td>814</td><td>865</td><td>912</td><td>959</td><td>1000</td><td>1051</td><td>1099</td><td>1164</td><td>1256</td> </tr> </tbody> </table>												1	2	3	4	5	6	7	8	9	10	11	12	2737	724	756	783	814	865	912	959	1000	1051	1099	1164	1256											
1	2	3	4	5	6	7	8	9	10	11	12																																				
2737	724	756	783	814	865	912	959	1000	1051	1099	1164	1256																																			
<p>RTA 1  1 per carton</p>																																															
 <p><b>Medium Posture Back - Fully Upholstered Armless</b> COM: 1.25 YD   1.14 M Unit weight: 29 LB   13.2 KG Carton weight: 34 LB   15.42 KG Carton volume: 10.75 FT<sup>3</sup>   0.3 MT<sup>3</sup></p>	 <p><b>ADJUSTMENTS</b> (1) Tilt tension (2) Pneumatic seat height (9) Tilt lock Posture back Center tilt action</p>	<p>Ergonomic features: A, C, G, M, N</p>	<table border="1"> <thead> <tr> <th colspan="3">OVERALL DIMENSIONS</th> <th colspan="3">SEAT DIMENSIONS</th> <th colspan="3">BACK DIMENSIONS</th> </tr> <tr> <th>W</th><th>D</th><th>H</th> <th>W</th><th>D</th><th>H</th> <th>W</th><th>H</th> </tr> </thead> <tbody> <tr> <td>IN 20</td><td>24</td><td>36</td> <td>20</td><td>19</td><td>16.5-20.5</td> <td>19</td><td>19</td> </tr> <tr> <td>MM 508</td><td>610</td><td>914</td> <td>508</td><td>483</td><td>419-521</td> <td>483</td><td>483</td> </tr> </tbody> </table>												OVERALL DIMENSIONS			SEAT DIMENSIONS			BACK DIMENSIONS			W	D	H	W	D	H	W	H	IN 20	24	36	20	19	16.5-20.5	19	19	MM 508	610	914	508	483	419-521	483	483
			OVERALL DIMENSIONS			SEAT DIMENSIONS			BACK DIMENSIONS																																						
			W	D	H	W	D	H	W	H																																					
			IN 20	24	36	20	19	16.5-20.5	19	19																																					
			MM 508	610	914	508	483	419-521	483	483																																					
<table border="1"> <thead> <tr> <th>1</th><th>2</th><th>3</th><th>4</th><th>5</th><th>6</th><th>7</th><th>8</th><th>9</th><th>10</th><th>11</th><th>12</th> </tr> </thead> <tbody> <tr> <td>2738</td><td>724</td><td>756</td><td>783</td><td>814</td><td>865</td><td>912</td><td>959</td><td>1000</td><td>1051</td><td>1099</td><td>1164</td><td>1256</td> </tr> </tbody> </table>												1	2	3	4	5	6	7	8	9	10	11	12	2738	724	756	783	814	865	912	959	1000	1051	1099	1164	1256											
1	2	3	4	5	6	7	8	9	10	11	12																																				
2738	724	756	783	814	865	912	959	1000	1051	1099	1164	1256																																			
<p>RTA 1  1 per carton</p>																																															
<table border="1"> <thead> <tr> <th>1</th><th>2</th><th>3</th><th>4</th><th>5</th><th>6</th><th>7</th><th>8</th><th>9</th><th>10</th><th>11</th><th>12</th> </tr> </thead> <tbody> <tr> <td>2738</td><td>724</td><td>756</td><td>783</td><td>814</td><td>865</td><td>912</td><td>959</td><td>1000</td><td>1051</td><td>1099</td><td>1164</td><td>1256</td> </tr> </tbody> </table>												1	2	3	4	5	6	7	8	9	10	11	12	2738	724	756	783	814	865	912	959	1000	1051	1099	1164	1256											
1	2	3	4	5	6	7	8	9	10	11	12																																				
2738	724	756	783	814	865	912	959	1000	1051	1099	1164	1256																																			
<p>RTA 1  1 per carton</p>																																															
 <p><b>Medium Posture Nylon Back w/Arms</b> COM: 1 YD   0.91 M Unit weight: 39 LB   17.7 KG Carton weight: 45 LB   20.41 KG Carton volume: 10.75 FT<sup>3</sup>   0.3 MT<sup>3</sup></p>	 <p><b>ADJUSTMENTS</b> (1) Tilt tension (2) Pneumatic seat height (9) Tilt lock Posture back Center tilt action</p>	<p>Ergonomic features: A, C, G, H, M, N, Q</p>	<table border="1"> <thead> <tr> <th colspan="3">OVERALL DIMENSIONS</th> <th colspan="3">SEAT DIMENSIONS</th> <th colspan="3">BACK DIMENSIONS</th> </tr> <tr> <th>W</th><th>D</th><th>H</th> <th>W</th><th>D</th><th>H</th> <th>W</th><th>H</th> </tr> </thead> <tbody> <tr> <td>IN 25</td><td>24</td><td>36</td> <td>20</td><td>19</td><td>16.5-20.5</td> <td>19</td><td>19</td> </tr> <tr> <td>MM 635</td><td>610</td><td>914</td> <td>508</td><td>483</td><td>419-521</td> <td>483</td><td>483</td> </tr> </tbody> </table>												OVERALL DIMENSIONS			SEAT DIMENSIONS			BACK DIMENSIONS			W	D	H	W	D	H	W	H	IN 25	24	36	20	19	16.5-20.5	19	19	MM 635	610	914	508	483	419-521	483	483
			OVERALL DIMENSIONS			SEAT DIMENSIONS			BACK DIMENSIONS																																						
			W	D	H	W	D	H	W	H																																					
			IN 25	24	36	20	19	16.5-20.5	19	19																																					
			MM 635	610	914	508	483	419-521	483	483																																					
<table border="1"> <thead> <tr> <th>1</th><th>2</th><th>3</th><th>4</th><th>5</th><th>6</th><th>7</th><th>8</th><th>9</th><th>10</th><th>11</th><th>12</th> </tr> </thead> <tbody> <tr> <td>2739</td><td>724</td><td>756</td><td>783</td><td>814</td><td>865</td><td>912</td><td>959</td><td>1000</td><td>1051</td><td>1099</td><td>1164</td><td>1256</td> </tr> </tbody> </table>												1	2	3	4	5	6	7	8	9	10	11	12	2739	724	756	783	814	865	912	959	1000	1051	1099	1164	1256											
1	2	3	4	5	6	7	8	9	10	11	12																																				
2739	724	756	783	814	865	912	959	1000	1051	1099	1164	1256																																			
<p>RTA 1  1 per carton</p>																																															
<table border="1"> <thead> <tr> <th>1</th><th>2</th><th>3</th><th>4</th><th>5</th><th>6</th><th>7</th><th>8</th><th>9</th><th>10</th><th>11</th><th>12</th> </tr> </thead> <tbody> <tr> <td>2739</td><td>724</td><td>756</td><td>783</td><td>814</td><td>865</td><td>912</td><td>959</td><td>1000</td><td>1051</td><td>1099</td><td>1164</td><td>1256</td> </tr> </tbody> </table>												1	2	3	4	5	6	7	8	9	10	11	12	2739	724	756	783	814	865	912	959	1000	1051	1099	1164	1256											
1	2	3	4	5	6	7	8	9	10	11	12																																				
2739	724	756	783	814	865	912	959	1000	1051	1099	1164	1256																																			



DESCRIPTION	FEATURES	MODEL #	STANDARD TEXTILE GRADES												
			1	2	3	4	5	6	7	8	9	10	11	12	
 <p><b>Medium Posture Mesh Back w/Arms</b> COM: 1 YD   0.91 M Unit weight: 39 LB   17.7 KG Carton weight: 45 LB   20.41 KG Carton volume: 10.75 FT<sup>3</sup>   0.3 MT<sup>3</sup></p>	 <p><b>ADJUSTMENTS</b> (1) Tilt tension (2) Pneumatic seat height (9) Tilt lock Posture back Center tilt action</p>	<p>Ergonomic features: A, C, G, H, M, N, Q</p>	<b>2738MB</b>	829	861	888	919	970	1017	1064	1105	1156	1204	1269	1361
			<b>OVERALL DIMENSIONS</b>			<b>SEAT DIMENSIONS</b>			<b>BACK DIMENSIONS</b>						
			<b>W</b>	<b>D</b>	<b>H</b>	<b>W</b>	<b>D</b>	<b>H</b>	<b>W</b>		<b>H</b>				
			IN 25	24	36	20	19	16.5-20.5	19		19				
			MM 635	610	914	508	483	419-521	483		483				
			<b>RTA 1</b>		1 per carton										
 <p><b>Medium Posture Back - Fully Upholstered w/Arms</b> COM: 1.25 YD   1.14 M Unit weight: 39 LB   17.7 KG Carton weight: 45 LB   20.41 KG Carton volume: 10.75 FT<sup>3</sup>   0.3 MT<sup>3</sup></p>	 <p><b>ADJUSTMENTS</b> (1) Tilt tension (2) Pneumatic seat height (9) Tilt lock Posture back Center tilt action</p>	<p>Ergonomic features: A, C, G, H, M, N, Q</p>	<b>2739</b>	794	834	868	907	970	1029	1088	1139	1203	1263	1344	1459
			<b>OVERALL DIMENSIONS</b>			<b>SEAT DIMENSIONS</b>			<b>BACK DIMENSIONS</b>						
			<b>W</b>	<b>D</b>	<b>H</b>	<b>W</b>	<b>D</b>	<b>H</b>	<b>W</b>		<b>H</b>				
			IN 25	24	36	20	19	16.5-20.5	19		19				
			MM 635	610	914	508	483	419-521	483		483				
			<b>RTA 1</b>		1 per carton										
 <p><b>Medium Posture Stool Nylon Back w/Arms</b> COM: 1 YD   0.91 M Unit weight: 45 LB   20.5 KG Carton weight: 50 LB   22.68 KG Carton volume: 10.75 FT<sup>3</sup>   0.3 MT<sup>3</sup></p>	 <p><b>ADJUSTMENTS</b> (1) Tilt tension (2) Pneumatic seat height (9) Tilt lock Posture back Center tilt action</p>	<p>Ergonomic features: A, C, G, H, M, N, Q</p>	<b>2748</b>	966	998	1025	1056	1107	1154	1201	1242	1293	1341	1406	1498
			<b>OVERALL DIMENSIONS</b>			<b>SEAT DIMENSIONS</b>			<b>BACK DIMENSIONS</b>						
			<b>W</b>	<b>D</b>	<b>H</b>	<b>W</b>	<b>D</b>	<b>H</b>	<b>W</b>		<b>H</b>				
			IN 25	24	46	20	19	23-33	19		19				
			MM 635	610	1168	508	483	584-838	483		483				
			<b>RTA 1</b>		1 per carton										
 <p><b>Medium Posture Stool Mesh Back w/Arms</b> COM: 1 YD   0.91 M Unit weight: 46 LB   20.9 KG Carton weight: 51 LB   23.13 KG Carton volume: 10.75 FT<sup>3</sup>   0.3 MT<sup>3</sup></p>	 <p><b>ADJUSTMENTS</b> (1) Tilt tension (2) Pneumatic seat height (9) Tilt lock Posture back Center tilt action</p>	<p>Ergonomic features: A, C, G, H, M, N, Q</p>	<b>2748MB</b>	1075	1107	1134	1165	1216	1263	1310	1351	1402	1450	1515	1607
			<b>OVERALL DIMENSIONS</b>			<b>SEAT DIMENSIONS</b>			<b>BACK DIMENSIONS</b>						
			<b>W</b>	<b>D</b>	<b>H</b>	<b>W</b>	<b>D</b>	<b>H</b>	<b>W</b>		<b>H</b>				
			IN 25	24	46	20	19	23-33	19		19				
			MM 635	610	1168	508	483	584-838	483		483				
			<b>RTA 1</b>		1 per carton										
 <p><b>Medium Posture Stool - Fully Upholstered w/Arms</b> COM: 1.25 YD   1.14 M Unit weight: 47 LB   21.4 KG Carton weight: 52 LB   23.59 KG Carton volume: 10.75 FT<sup>3</sup>   0.3 MT<sup>3</sup></p>	 <p><b>ADJUSTMENTS</b> (1) Tilt tension (2) Pneumatic seat height (9) Tilt lock Posture back Center tilt action</p>	<p>Ergonomic features: A, C, G, H, M, N, Q</p>	<b>2749</b>	1041	1081	1115	1154	1217	1276	1335	1386	1450	1510	1591	1706
			<b>OVERALL DIMENSIONS</b>			<b>SEAT DIMENSIONS</b>			<b>BACK DIMENSIONS</b>						
			<b>W</b>	<b>D</b>	<b>H</b>	<b>W</b>	<b>D</b>	<b>H</b>	<b>W</b>		<b>H</b>				
			IN 25	24	46	20	19	23-33	19		19				
			MM 635	610	1168	508	483	584-838	483		483				
			<b>RTA 1</b>		1 per carton										



INCLUDE



model IN30AHB



model IN30NHB

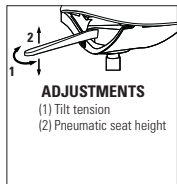


model IN30AMB



model IN30NMB

Weight sensing synchro-tilter mechanism (-8)



Ergonomic features:  
 B, C, L, M, N, U

STANDARD FEATURES


- Include combines exceptional comfort with refined elegance. The series features Global's first kinetic synchro-tilt mechanism that provides a smooth ride and support.
- Designed for boardrooms, meeting rooms and executive offices.
- Two back heights are available that feature a contoured design with a flexible inner structure which includes an integrated lumbar that provides passive adjustment for exceptional back comfort.
- Molded foam seat with waterfall front edge.
- Sleek seat structure free of visible fasteners.
- Fixed arm and armless models are available.
- Polished aluminum fixed arms are standard with Black (BLK) flush-mount, self-skinned urethane (SSU) armcaps. Kalua (KAL) and Shadow (SHW) armcaps are optionally available with an upcharge.
- A 4" gas cylinder (4Z) matches selected base finish. It features an adjustable seat height from 17" to 21" and armrests designed to fit under tables with a clearance of 27" or more. *Note: higher range cylinders are not recommended with fixed arm models and may result in arm contact with table edge. Check clearance to avoid damage.*
- Five prong, injection molded, fiberglass reinforced nylon Black base (B7) is standard. Polished aluminum base (A7) is optionally available with an upcharge.
- 2.5" dual wheel carpet casters (C82) are standard. Hard surface flooring casters (C82R) are optionally available with an upcharge.
- Available with contrasting fabrics. Specify seat separate from backs. Use the Build-It tool on our website for pricing. *Combining different material types (ex. vinyl and fabric) is not recommended due to the potential for puckering.*
- Upholstery options: fabric, vinyl or leather.
- Active weight capacity for this series is 300 lbs. and is covered under Global's Limited Lifetime Warranty.







Please add option codes in the following order:

- **Model number**  
Specify model number.
- **Back textile**  
Specify textile code.
- **Seat seams and textile**  
(NS) no sealed seams  
(SE) sealed seat seams. Add \$22.  
Specify textile code.
- **Armcap finish**  
(BLK) Black. No upcharge.  
(KAL) Kalua. Add \$24.  
(SHW) Shadow. Add \$24.
- **Cylinder type**  
(4Z) 4" gas.
- **Base finish**  
(B7) Black. No upcharge.  
(A7) Polished aluminum. Add \$131.
- **Casters**  
(82) C82 dual wheel carpet casters. No upcharge.  
(8R) C82R dual wheel hard floor casters. Add \$21.
- **Moisture barrier** (not available with sealed seams)  
(NB) no moisture barrier.  
(MB) moisture barrier (seat only). Add \$81.

EXAMPLE INCLUDE ORDER CODE:

IN30AHB	-FU75	-NS	-FU75	-BLK	-4Z	-B7	-82	-NB
Model number	Back textile	Sealed seams (seat)	Seat textile	Armcap finish	Gas cylinder	Base finish	Caster type	Moisture barrier

DESCRIPTION	FEATURES	MODEL #	STANDARD TEXTILE GRADES											
			1	2	3	4	5	6	7	8	9	10	11	12
 <p><b>High Back Weight Sensing Synchro-Tilter w/Arms</b>                      COM: 2 YD   1.83 M                      Unit weight: 44.5 LB   20.2 KG                      Carton weight: 56.5 LB   25.63 KG                      Carton volume: 10.5 FT³   0.29 MT³</p>		<b>IN30AHB</b>	1390	1454	1508	1571	1672	1766	1860	1942	2044	2140	2270	2454
			OVERALL DIMENSIONS			SEAT DIMENSIONS			BACK DIMENSIONS					
			W	D	H	W	D	H	W	H				
			IN 24.5	24.5	42.5	21	18	17-21	18	25				
			MM 622	622	1080	533	457	432-533	457	635				
			RTA 2		courier		1 per carton							

DESCRIPTION	FEATURES	MODEL #	STANDARD TEXTILE GRADES												
			1	2	3	4	5	6	7	8	9	10	11	12	
 <p><b>High Back Weight Sensing Synchro-Tilter, Armless</b>                      COM: 2 YD   1.83 M                      Unit weight: 38 LB   17.3 KG                      Carton weight: 50 LB   22.68 KG                      Carton volume: 10.5 FT³   0.29 MT³</p>		<b>IN30NHB</b>	1165	1229	1283	1346	1447	1541	1635	1717	1819	1915	2045	2229	
			<b>OVERALL DIMENSIONS</b>			<b>SEAT DIMENSIONS</b>			<b>BACK DIMENSIONS</b>						
			<b>W</b>	<b>D</b>	<b>H</b>	<b>W</b>	<b>D</b>	<b>H</b>	<b>W</b>	<b>H</b>					
		IN 21	24.5	42.5	21	18	17-21	18	25						
		MM 533	622	1080	533	457	432-533	457	635						
			<b>RTA 2</b>		1 per carton										
	 <p><b>Mid Back Weight Sensing Synchro-Tilter w/Arms</b>                      COM: 1.75 YD   1.6 M                      Unit weight: 43 LB   19.5 KG                      Carton weight: 55 LB   24.95 KG                      Carton volume: 10.5 FT³   0.29 MT³</p>		<b>IN30AMB</b>	1340	1396	1443	1498	1587	1669	1751	1823	1912	1996	2110	2271
				<b>OVERALL DIMENSIONS</b>			<b>SEAT DIMENSIONS</b>			<b>BACK DIMENSIONS</b>					
				<b>W</b>	<b>D</b>	<b>H</b>	<b>W</b>	<b>D</b>	<b>H</b>	<b>W</b>	<b>H</b>				
			IN 24.5	24	37.5	21	18	17-21	18	20.5					
		MM 622	610	953	533	457	432-533	457	521						
			<b>RTA 2</b>		1 per carton										
 <p><b>Mid Back Weight Sensing Synchro-Tilter, Armless</b>                      COM: 1.75 YD   1.6 M                      Unit weight: 36.5 LB   16.6 KG                      Carton weight: 48.5 LB   22 KG                      Carton volume: 10.5 FT³   0.29 MT³</p>			<b>IN30NMB</b>	1115	1171	1218	1273	1362	1444	1526	1598	1687	1771	1885	2046
				<b>OVERALL DIMENSIONS</b>			<b>SEAT DIMENSIONS</b>			<b>BACK DIMENSIONS</b>					
				<b>W</b>	<b>D</b>	<b>H</b>	<b>W</b>	<b>D</b>	<b>H</b>	<b>W</b>	<b>H</b>				
			IN 21	24	37.5	21	18	17-21	18	20.5					
		MM 533	610	953	533	457	432-533	457	521						
			<b>RTA 2</b>		1 per carton										

LOOVER



model 2660-8



model 2660-3



**Optional Memory Foam**  
See right for details.



model 2661-8




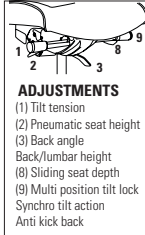

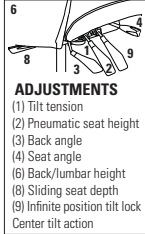
model 2662-3

STANDARD FEATURES

- Global's first chair to feature a weight sensing synchro-tilter mechanism that requires no tilt tension adjustment.
- A live lumbar support is incorporated into the back design which is height adjustable via a concealed ratchet system, offering a 2.25" height adjustment.
- Standard with Global's high quality Soft Descent™ pneumatic lift which slowly and gently lowers the seat height of the chair making it easy to obtain the exact seat height you desire.
- Side activated sliding seat depth adjustment is standard on multi-tilters, synchro-tilters and weight sensing synchro-tilter.
- Standard with height and width adjustable (G5) arms with sliding and lockable armcaps. Armcaps also articulate inwards and outwards 30° to aim toward the keyboard or mouse area.
- Standard with soft, durable, self-skinned urethane (SSU) armcaps that are warm to the touch.
- Vari-Width (VA) width adjustable arm extensions are standard when chair is ordered with adjustable arms. Allows the arms to move away from the seat by 2" on each side to allow space if desired for broader hip widths.
- Five prong, injection molded, fiberglass reinforced, nylon medium rise base (B7B) with dual wheel carpet casters (C1).
- Upholstery options: fabric, vinyl or leather. Vinyl and leather models may feature stitch detail across the seat and/or back cushions, if applicable.
- Mesh backs are available in 24 brilliant Vue colors: Sandy Beach (VU10), Desert Sand (VU11), Orange Sunset (VU12), Chocolate Fountain (VU13), Arctic Blue (VU14), Quarry Grey (VU15), Tidal Wave (VU16), Ivy Moss (VU17), Red Rose (VU18), Coal Black (VU19), White (VU20), Lime (VU21), Chartreuse (VU23), Pool Blue (VU26), Sky (VU28), Primary Blue (VU32), Tangerine (VU34), Paprika (VU37), Grain (VU40), Yellow (VU43), Silver Grey (VU55), Silver (VU63), Hot Pink (VU65) and Red Mittens (VU70). Please specify.
- Petite seats have the same list prices as standard models.

OPTIONAL FEATURES

- Seat available in memory foam, please specify (MF). Add \$106.
- Optional polished aluminum base (B7A), please specify (ALU). Add \$131.
- For hard surface flooring casters, please specify (C9R). Add \$21.
- For additional arm/caster options, please refer to the Arm and Caster section (page 335). *Optional casters may be priced higher than the standard casters for your chair and the difference will be charged. Lower priced optional casters will not be credited.*

DESCRIPTION	FEATURES	MODEL #	STANDARD TEXTILE GRADES											
			1	2	3	4	5	6	7	8	9	10	11	12
 <p><b>Extended HB Synchro-Tilter w/Back Angle Adj.</b> COM: 1 YD   0.91 M Unit weight: 56 LB   25.5 KG Carton weight: 68 LB   30.84 KG Carton volume: 11 FT<sup>3</sup>   0.31 MT<sup>3</sup></p>	 <p><b>ADJUSTMENTS</b> (1) Tilt tension (2) Pneumatic seat height (3) Back angle Back/lumbar height (8) Sliding seat depth (9) Multi position tilt lock Synchro tilt action Anti kick back</p>	<p><b>2660-0</b></p>	1059	1091	1118	1149	1200	1247	1294	1335	1386	1434	1499	1591
			<p><b>OVERALL DIMENSIONS</b></p> <p>W D H</p>			<p><b>SEAT DIMENSIONS</b></p> <p>W D H</p>			<p><b>BACK DIMENSIONS</b></p> <p>W H</p>					
 <p><b>Extended HB Multi-Tilter</b> COM: 1 YD   0.91 M Unit weight: 60 LB   27.3 KG Carton weight: 68 LB   30.84 KG Carton volume: 11 FT<sup>3</sup>   0.31 MT<sup>3</sup></p>	 <p><b>ADJUSTMENTS</b> (1) Tilt tension (2) Pneumatic seat height (3) Back angle (4) Seat angle (6) Back/lumbar height (8) Sliding seat depth (9) Infinite position tilt lock Center tilt action</p>	<p><b>2660-3</b> <b>2660P-3</b> Petite seat</p>	1059	1091	1118	1149	1200	1247	1294	1335	1386	1434	1499	1591
			<p><b>OVERALL DIMENSIONS</b></p> <p>W D H</p>			<p><b>SEAT DIMENSIONS</b></p> <p>W D H</p>			<p><b>BACK DIMENSIONS</b></p> <p>W H</p>					

Ergonomic features:  
A, B, C, D, E, G, H, L, M, N, Q, R, U


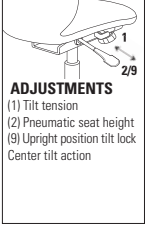


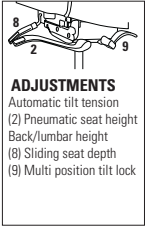


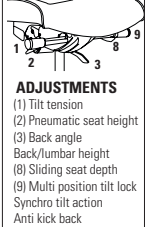


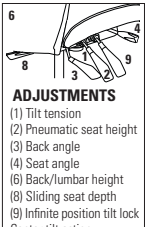


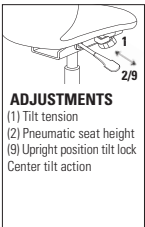

RTA 2 courier 1 per carton

Ergonomic features:  
A, B, C, D, E, F, G, H, M, N, Q, R, S, U

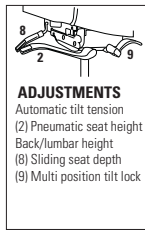
RTA 2 courier 1 per carton

MODEL #	STANDARD TEXTILE GRADES											
	1	2	3	4	5	6	7	8	9	10	11	12
<b>2660-3</b>	1059	1091	1118	1149	1200	1247	1294	1335	1386	1434	1499	1591
<b>2660P-3</b> Petite seat	IN W20 D18-21 H16-20   MM W508 D457-533 H406-508											

MODEL #	OVERALL DIMENSIONS			SEAT DIMENSIONS			BACK DIMENSIONS		
	W	D	H	W	D	H	W	H	
IN	25.5	25	45.5	20	19-22	16-20	19.5	26.5-29	
MM	648	635	1156	508	483-559	406-508	495	673-737	

DESCRIPTION	FEATURES	MODEL #	STANDARD TEXTILE GRADES																																																												
			1	2	3	4	5	6	7	8	9	10	11	12																																																	
 <p><b>Extended HB Tilter</b> COM: 1 YD   0.91 M Unit weight: 54 LB   24.5 KG Carton weight: 62 LB   28.12 KG Carton volume: 11 FT<sup>3</sup>   0.31 MT<sup>3</sup></p>	 <p><b>ADJUSTMENTS</b> (1) Tilt tension (2) Pneumatic seat height (9) Upright position tilt lock Center tilt action</p>	<p>Ergonomic features: A, B, C, D, H, M, N, Q, R, S, U</p>	<table border="1"> <tr> <td><b>2660-4</b></td> <td>963</td> <td>995</td> <td>1022</td> <td>1053</td> <td>1104</td> <td>1151</td> <td>1198</td> <td>1239</td> <td>1290</td> <td>1338</td> <td>1403</td> <td>1495</td> </tr> </table>												<b>2660-4</b>	963	995	1022	1053	1104	1151	1198	1239	1290	1338	1403	1495																																				
			<b>2660-4</b>	963	995	1022	1053	1104	1151	1198	1239	1290	1338	1403	1495																																																
			<p><b>OVERALL DIMENSIONS</b></p> <table border="1"> <tr> <th>W</th> <th>D</th> <th>H</th> </tr> <tr> <td>IN 25.5</td> <td>25</td> <td>45.5</td> </tr> <tr> <td>MM 648</td> <td>635</td> <td>1156</td> </tr> </table>			W	D	H	IN 25.5	25	45.5	MM 648	635	1156	<p><b>SEAT DIMENSIONS</b></p> <table border="1"> <tr> <th>W</th> <th>D</th> <th>H</th> </tr> <tr> <td>IN 20</td> <td>19-20</td> <td>16-21</td> </tr> <tr> <td>MM 508</td> <td>483-508</td> <td>406-533</td> </tr> </table>			W	D	H	IN 20	19-20	16-21	MM 508	483-508	406-533	<p><b>BACK DIMENSIONS</b></p> <table border="1"> <tr> <th>W</th> <th>H</th> </tr> <tr> <td>IN 19.5</td> <td>26.5-29</td> </tr> <tr> <td>MM 495</td> <td>673-737</td> </tr> </table>						W	H	IN 19.5	26.5-29	MM 495	673-737																									
			W	D	H																																																										
IN 25.5	25	45.5																																																													
MM 648	635	1156																																																													
W	D	H																																																													
IN 20	19-20	16-21																																																													
MM 508	483-508	406-533																																																													
W	H																																																														
IN 19.5	26.5-29																																																														
MM 495	673-737																																																														
<p><b>RTA 2</b>  1 per carton</p>																																																															
<table border="1"> <tr> <th></th> <th>1</th> <th>2</th> <th>3</th> <th>4</th> <th>5</th> <th>6</th> <th>7</th> <th>8</th> <th>9</th> <th>10</th> <th>11</th> <th>12</th> </tr> <tr> <td><b>2660-8</b></td> <td>1059</td> <td>1091</td> <td>1118</td> <td>1149</td> <td>1200</td> <td>1247</td> <td>1294</td> <td>1335</td> <td>1386</td> <td>1434</td> <td>1499</td> <td>1591</td> </tr> <tr> <td><b>2660P-8</b> Petite seat</td> <td></td> <td></td> <td></td> <td></td> <td></td> <td></td> <td></td> <td></td> <td></td> <td></td> <td></td> <td></td> </tr> <tr> <td>IN W20</td> <td>D18-21</td> <td>H16-21</td> <td colspan="10">  MM W508 D457-533 H406-533</td> </tr> </table>													1	2	3	4	5	6	7	8	9	10	11	12	<b>2660-8</b>	1059	1091	1118	1149	1200	1247	1294	1335	1386	1434	1499	1591	<b>2660P-8</b> Petite seat													IN W20	D18-21	H16-21	MM W508 D457-533 H406-533									
	1	2	3	4	5	6	7	8	9	10	11	12																																																			
<b>2660-8</b>	1059	1091	1118	1149	1200	1247	1294	1335	1386	1434	1499	1591																																																			
<b>2660P-8</b> Petite seat																																																															
IN W20	D18-21	H16-21	MM W508 D457-533 H406-533																																																												
 <p><b>Extended HB Weight Sensing Synchro-Tilter</b> COM: 1 YD   0.91 M Unit weight: 58 LB   26.4 KG Carton weight: 66 LB   29.94 KG Carton volume: 11 FT<sup>3</sup>   0.31 MT<sup>3</sup></p>	 <p><b>ADJUSTMENTS</b> Automatic tilt tension (2) Pneumatic seat height Back/lumbar height (8) Sliding seat depth (9) Multi position tilt lock</p>	<p>Ergonomic features: A, B, C, D, E, H, L, M, N, Q, R, U</p>	<table border="1"> <tr> <td><b>2660-8</b></td> <td>1059</td> <td>1091</td> <td>1118</td> <td>1149</td> <td>1200</td> <td>1247</td> <td>1294</td> <td>1335</td> <td>1386</td> <td>1434</td> <td>1499</td> <td>1591</td> </tr> <tr> <td><b>2660P-8</b> Petite seat</td> <td></td> <td></td> <td></td> <td></td> <td></td> <td></td> <td></td> <td></td> <td></td> <td></td> <td></td> <td></td> </tr> <tr> <td>IN W20</td> <td>D18-21</td> <td>H16-21</td> <td colspan="10">  MM W508 D457-533 H406-533</td> </tr> </table>												<b>2660-8</b>	1059	1091	1118	1149	1200	1247	1294	1335	1386	1434	1499	1591	<b>2660P-8</b> Petite seat													IN W20	D18-21	H16-21	MM W508 D457-533 H406-533																			
			<b>2660-8</b>	1059	1091	1118	1149	1200	1247	1294	1335	1386	1434	1499	1591																																																
			<b>2660P-8</b> Petite seat																																																												
			IN W20	D18-21	H16-21	MM W508 D457-533 H406-533																																																									
<p><b>OVERALL DIMENSIONS</b></p> <table border="1"> <tr> <th>W</th> <th>D</th> <th>H</th> </tr> <tr> <td>IN 25.5</td> <td>25</td> <td>45.5</td> </tr> <tr> <td>MM 648</td> <td>635</td> <td>1156</td> </tr> </table>			W	D	H	IN 25.5	25	45.5	MM 648	635	1156	<p><b>SEAT DIMENSIONS</b></p> <table border="1"> <tr> <th>W</th> <th>D</th> <th>H</th> </tr> <tr> <td>IN 20</td> <td>19-22</td> <td>16-21</td> </tr> <tr> <td>MM 508</td> <td>483-559</td> <td>406-533</td> </tr> </table>			W	D	H	IN 20	19-22	16-21	MM 508	483-559	406-533	<p><b>BACK DIMENSIONS</b></p> <table border="1"> <tr> <th>W</th> <th>H</th> </tr> <tr> <td>IN 19.5</td> <td>26.5-29</td> </tr> <tr> <td>MM 495</td> <td>673-737</td> </tr> </table>						W	H	IN 19.5	26.5-29	MM 495	673-737																												
W	D	H																																																													
IN 25.5	25	45.5																																																													
MM 648	635	1156																																																													
W	D	H																																																													
IN 20	19-22	16-21																																																													
MM 508	483-559	406-533																																																													
W	H																																																														
IN 19.5	26.5-29																																																														
MM 495	673-737																																																														
<p><b>RTA 2</b>  1 per carton</p>																																																															
<table border="1"> <tr> <th></th> <th>1</th> <th>2</th> <th>3</th> <th>4</th> <th>5</th> <th>6</th> <th>7</th> <th>8</th> <th>9</th> <th>10</th> <th>11</th> <th>12</th> </tr> <tr> <td><b>2661-0</b></td> <td>1030</td> <td>1062</td> <td>1089</td> <td>1120</td> <td>1171</td> <td>1218</td> <td>1265</td> <td>1306</td> <td>1357</td> <td>1405</td> <td>1470</td> <td>1562</td> </tr> </table>													1	2	3	4	5	6	7	8	9	10	11	12	<b>2661-0</b>	1030	1062	1089	1120	1171	1218	1265	1306	1357	1405	1470	1562																										
	1	2	3	4	5	6	7	8	9	10	11	12																																																			
<b>2661-0</b>	1030	1062	1089	1120	1171	1218	1265	1306	1357	1405	1470	1562																																																			
 <p><b>HB Synchro-Tilter w/Back Angle Adj.</b> COM: 1 YD   0.91 M Unit weight: 54 LB   24.5 KG Carton weight: 66 LB   29.94 KG Carton volume: 10.5 FT<sup>3</sup>   0.29 MT<sup>3</sup></p>	 <p><b>ADJUSTMENTS</b> (1) Tilt tension (2) Pneumatic seat height (3) Back angle Back/lumbar height (8) Sliding seat depth (9) Multi position tilt lock Synchro tilt action Anti kick back</p>	<p>Ergonomic features: A, B, C, D, E, G, H, L, M, N, Q, R, U</p>	<table border="1"> <tr> <td><b>2661-0</b></td> <td>1030</td> <td>1062</td> <td>1089</td> <td>1120</td> <td>1171</td> <td>1218</td> <td>1265</td> <td>1306</td> <td>1357</td> <td>1405</td> <td>1470</td> <td>1562</td> </tr> </table>												<b>2661-0</b>	1030	1062	1089	1120	1171	1218	1265	1306	1357	1405	1470	1562																																				
			<b>2661-0</b>	1030	1062	1089	1120	1171	1218	1265	1306	1357	1405	1470	1562																																																
			<p><b>OVERALL DIMENSIONS</b></p> <table border="1"> <tr> <th>W</th> <th>D</th> <th>H</th> </tr> <tr> <td>IN 25.5</td> <td>24</td> <td>42.5</td> </tr> <tr> <td>MM 648</td> <td>610</td> <td>1080</td> </tr> </table>			W	D	H	IN 25.5	24	42.5	MM 648	610	1080	<p><b>SEAT DIMENSIONS</b></p> <table border="1"> <tr> <th>W</th> <th>D</th> <th>H</th> </tr> <tr> <td>IN 20</td> <td>19-22</td> <td>16.25-20.25</td> </tr> <tr> <td>MM 508</td> <td>483-559</td> <td>413-514</td> </tr> </table>			W	D	H	IN 20	19-22	16.25-20.25	MM 508	483-559	413-514	<p><b>BACK DIMENSIONS</b></p> <table border="1"> <tr> <th>W</th> <th>H</th> </tr> <tr> <td>IN 19.5</td> <td>25-27.5</td> </tr> <tr> <td>MM 495</td> <td>635-699</td> </tr> </table>						W	H	IN 19.5	25-27.5	MM 495	635-699																									
			W	D	H																																																										
IN 25.5	24	42.5																																																													
MM 648	610	1080																																																													
W	D	H																																																													
IN 20	19-22	16.25-20.25																																																													
MM 508	483-559	413-514																																																													
W	H																																																														
IN 19.5	25-27.5																																																														
MM 495	635-699																																																														
<p><b>RTA 2</b>  1 per carton</p>																																																															
<table border="1"> <tr> <th></th> <th>1</th> <th>2</th> <th>3</th> <th>4</th> <th>5</th> <th>6</th> <th>7</th> <th>8</th> <th>9</th> <th>10</th> <th>11</th> <th>12</th> </tr> <tr> <td><b>2661-3</b></td> <td>1030</td> <td>1062</td> <td>1089</td> <td>1120</td> <td>1171</td> <td>1218</td> <td>1265</td> <td>1306</td> <td>1357</td> <td>1405</td> <td>1470</td> <td>1562</td> </tr> <tr> <td><b>2661P-3</b> Petite seat</td> <td></td> <td></td> <td></td> <td></td> <td></td> <td></td> <td></td> <td></td> <td></td> <td></td> <td></td> <td></td> </tr> <tr> <td>IN W20</td> <td>D18-21</td> <td>H16-20</td> <td colspan="10">  MM W508 D457-533 H406-508</td> </tr> </table>													1	2	3	4	5	6	7	8	9	10	11	12	<b>2661-3</b>	1030	1062	1089	1120	1171	1218	1265	1306	1357	1405	1470	1562	<b>2661P-3</b> Petite seat													IN W20	D18-21	H16-20	MM W508 D457-533 H406-508									
	1	2	3	4	5	6	7	8	9	10	11	12																																																			
<b>2661-3</b>	1030	1062	1089	1120	1171	1218	1265	1306	1357	1405	1470	1562																																																			
<b>2661P-3</b> Petite seat																																																															
IN W20	D18-21	H16-20	MM W508 D457-533 H406-508																																																												
 <p><b>HB Multi-Tilter</b> COM: 1 YD   0.91 M Unit weight: 56 LB   25.5 KG Carton weight: 68 LB   30.84 KG Carton volume: 10.5 FT<sup>3</sup>   0.29 MT<sup>3</sup></p>	 <p><b>ADJUSTMENTS</b> (1) Tilt tension (2) Pneumatic seat height (3) Back angle (4) Seat angle (6) Back/lumbar height (8) Sliding seat depth (9) Infinite position tilt lock Center tilt action</p>	<p>Ergonomic features: A, B, C, D, E, F, G, H, M, N, Q, R, S, U</p>	<table border="1"> <tr> <td><b>2661-3</b></td> <td>1030</td> <td>1062</td> <td>1089</td> <td>1120</td> <td>1171</td> <td>1218</td> <td>1265</td> <td>1306</td> <td>1357</td> <td>1405</td> <td>1470</td> <td>1562</td> </tr> <tr> <td><b>2661P-3</b> Petite seat</td> <td></td> <td></td> <td></td> <td></td> <td></td> <td></td> <td></td> <td></td> <td></td> <td></td> <td></td> <td></td> </tr> <tr> <td>IN W20</td> <td>D18-21</td> <td>H16-20</td> <td colspan="10">  MM W508 D457-533 H406-508</td> </tr> </table>												<b>2661-3</b>	1030	1062	1089	1120	1171	1218	1265	1306	1357	1405	1470	1562	<b>2661P-3</b> Petite seat													IN W20	D18-21	H16-20	MM W508 D457-533 H406-508																			
			<b>2661-3</b>	1030	1062	1089	1120	1171	1218	1265	1306	1357	1405	1470	1562																																																
			<b>2661P-3</b> Petite seat																																																												
			IN W20	D18-21	H16-20	MM W508 D457-533 H406-508																																																									
<p><b>OVERALL DIMENSIONS</b></p> <table border="1"> <tr> <th>W</th> <th>D</th> <th>H</th> </tr> <tr> <td>IN 25.5</td> <td>25</td> <td>42.5</td> </tr> <tr> <td>MM 648</td> <td>635</td> <td>1080</td> </tr> </table>			W	D	H	IN 25.5	25	42.5	MM 648	635	1080	<p><b>SEAT DIMENSIONS</b></p> <table border="1"> <tr> <th>W</th> <th>D</th> <th>H</th> </tr> <tr> <td>IN 20</td> <td>19-22</td> <td>16-20</td> </tr> <tr> <td>MM 508</td> <td>483-559</td> <td>406-508</td> </tr> </table>			W	D	H	IN 20	19-22	16-20	MM 508	483-559	406-508	<p><b>BACK DIMENSIONS</b></p> <table border="1"> <tr> <th>W</th> <th>H</th> </tr> <tr> <td>IN 19.5</td> <td>25-27.5</td> </tr> <tr> <td>MM 495</td> <td>635-699</td> </tr> </table>						W	H	IN 19.5	25-27.5	MM 495	635-699																												
W	D	H																																																													
IN 25.5	25	42.5																																																													
MM 648	635	1080																																																													
W	D	H																																																													
IN 20	19-22	16-20																																																													
MM 508	483-559	406-508																																																													
W	H																																																														
IN 19.5	25-27.5																																																														
MM 495	635-699																																																														
<p><b>RTA 2</b>  1 per carton</p>																																																															
<table border="1"> <tr> <th></th> <th>1</th> <th>2</th> <th>3</th> <th>4</th> <th>5</th> <th>6</th> <th>7</th> <th>8</th> <th>9</th> <th>10</th> <th>11</th> <th>12</th> </tr> <tr> <td><b>2661-4</b></td> <td>932</td> <td>964</td> <td>991</td> <td>1022</td> <td>1073</td> <td>1120</td> <td>1167</td> <td>1208</td> <td>1259</td> <td>1307</td> <td>1372</td> <td>1464</td> </tr> </table>													1	2	3	4	5	6	7	8	9	10	11	12	<b>2661-4</b>	932	964	991	1022	1073	1120	1167	1208	1259	1307	1372	1464																										
	1	2	3	4	5	6	7	8	9	10	11	12																																																			
<b>2661-4</b>	932	964	991	1022	1073	1120	1167	1208	1259	1307	1372	1464																																																			
 <p><b>HB Tilter</b> COM: 1 YD   0.91 M Unit weight: 50 LB   22.7 KG Carton weight: 62 LB   28.12 KG Carton volume: 10.5 FT<sup>3</sup>   0.29 MT<sup>3</sup></p>	 <p><b>ADJUSTMENTS</b> (1) Tilt tension (2) Pneumatic seat height (9) Upright position tilt lock Center tilt action</p>	<p>Ergonomic features: A, B, C, D, H, M, N, Q, R, S, U</p>	<table border="1"> <tr> <td><b>2661-4</b></td> <td>932</td> <td>964</td> <td>991</td> <td>1022</td> <td>1073</td> <td>1120</td> <td>1167</td> <td>1208</td> <td>1259</td> <td>1307</td> <td>1372</td> <td>1464</td> </tr> </table>												<b>2661-4</b>	932	964	991	1022	1073	1120	1167	1208	1259	1307	1372	1464																																				
			<b>2661-4</b>	932	964	991	1022	1073	1120	1167	1208	1259	1307	1372	1464																																																
			<p><b>OVERALL DIMENSIONS</b></p> <table border="1"> <tr> <th>W</th> <th>D</th> <th>H</th> </tr> <tr> <td>IN 25.5</td> <td>25</td> <td>42.5</td> </tr> <tr> <td>MM 648</td> <td>635</td> <td>1080</td> </tr> </table>			W	D	H	IN 25.5	25	42.5	MM 648	635	1080	<p><b>SEAT DIMENSIONS</b></p> <table border="1"> <tr> <th>W</th> <th>D</th> <th>H</th> </tr> <tr> <td>IN 20</td> <td>19-20</td> <td>16-21</td> </tr> <tr> <td>MM 508</td> <td>483-508</td> <td>406-533</td> </tr> </table>			W	D	H	IN 20	19-20	16-21	MM 508	483-508	406-533	<p><b>BACK DIMENSIONS</b></p> <table border="1"> <tr> <th>W</th> <th>H</th> </tr> <tr> <td>IN 19.5</td> <td>25-27.5</td> </tr> <tr> <td>MM 495</td> <td>635-699</td> </tr> </table>						W	H	IN 19.5	25-27.5	MM 495	635-699																									
			W	D	H																																																										
IN 25.5	25	42.5																																																													
MM 648	635	1080																																																													
W	D	H																																																													
IN 20	19-20	16-21																																																													
MM 508	483-508	406-533																																																													
W	H																																																														
IN 19.5	25-27.5																																																														
MM 495	635-699																																																														
<p><b>RTA 2</b>  1 per carton</p>																																																															

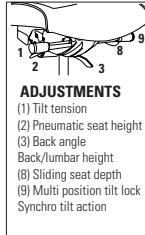
DESCRIPTION FEATURES MODEL # STANDARD TEXTILE GRADES



**HB Weight Sensing Synchro-Tilter**  
 COM: 1 YD | 0.91 M  
 Unit weight: 54 LB | 24.5 KG  
 Carton weight: 66 LB | 29.94 KG  
 Carton volume: 10.5 FT³ | 0.3 MT³

Ergonomic features:  
 A, B, C, D, E, H, L, M, N, Q, R, U

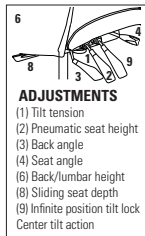
	1	2	3	4	5	6	7	8	9	10	11	12
<b>2661-8</b>	1030	1062	1089	1120	1171	1218	1265	1306	1357	1405	1470	1562
<b>2661P-8</b> Petite seat	IN W20 D18-21 H16-21   MM W508 D457-533 H406-533											
OVERALL DIMENSIONS			SEAT DIMENSIONS			BACK DIMENSIONS						
W	D	H	W	D	H	W	H					
IN 25.5	24	42.5	20	19-22	16-21	19.5	25-27.5					
MM 648	610	1080	508	483-559	406-533	495	635-699					
<b>RTA 2</b>		1 per carton										



**MB Synchro-Tilter w/Back Angle Adj.**  
 COM: 1 YD | 0.91 M  
 Unit weight: 52 LB | 23.6 KG  
 Carton weight: 64 LB | 29.03 KG  
 Carton volume: 10.5 FT³ | 0.29 MT³

Ergonomic features:  
 A, B, C, D, E, G, H, L, M, N, Q, R, U

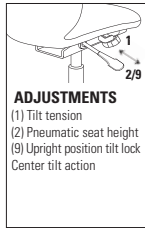
	1	2	3	4	5	6	7	8	9	10	11	12
<b>2662-0</b>	1003	1035	1062	1093	1144	1191	1238	1279	1330	1378	1443	1535
OVERALL DIMENSIONS			SEAT DIMENSIONS			BACK DIMENSIONS						
W	D	H	W	D	H	W	H					
IN 25.5	24	39.5	20	19-22	16.25-20.25	19.5	22-24.5					
MM 648	610	1003	508	483-559	413-514	495	559-622					
<b>RTA 2</b>		1 per carton										



**MB Multi-Tilter**  
 COM: 1 YD | 0.91 M  
 Unit weight: 54 LB | 24.5 KG  
 Carton weight: 66 LB | 29.94 KG  
 Carton volume: 10.5 FT³ | 0.29 MT³

Ergonomic features:  
 A, B, C, D, E, F, G, H, M, N, Q, R, S, U

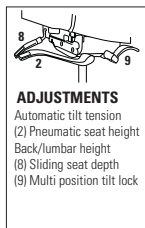
	1	2	3	4	5	6	7	8	9	10	11	12
<b>2662-3</b>	1003	1035	1062	1093	1144	1191	1238	1279	1330	1378	1443	1535
<b>2662P-3</b> Petite seat	IN W20 D18-21 H16-20   MM W508 D457-533 H406-508											
OVERALL DIMENSIONS			SEAT DIMENSIONS			BACK DIMENSIONS						
W	D	H	W	D	H	W	H					
IN 25.5	25	39.5	20	19-22	16-20	19.5	22-24.5					
MM 648	635	1003	508	483-559	406-508	495	559-622					
<b>RTA 2</b>		1 per carton										



**MB Tilter**  
 COM: 1 YD | 0.91 M  
 Unit weight: 48 LB | 21.8 KG  
 Carton weight: 60 LB | 27.22 KG  
 Carton volume: 10.5 FT³ | 0.29 MT³

Ergonomic features:  
 A, B, C, D, H, M, N, Q, R, S, U


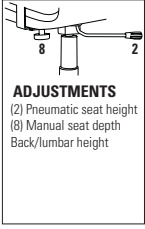


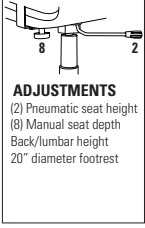


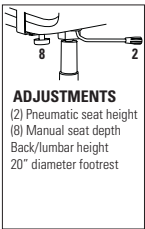


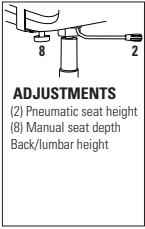

	1	2	3	4	5	6	7	8	9	10	11	12
<b>2662-4</b>	902	934	961	992	1043	1090	1137	1178	1229	1277	1342	1434
OVERALL DIMENSIONS			SEAT DIMENSIONS			BACK DIMENSIONS						
W	D	H	W	D	H	W	H					
IN 25.5	25	39.5	20	19-20	16-21	19.5	22-24.5					
MM 648	635	1003	508	483-508	406-533	495	559-622					
<b>RTA 2</b>		1 per carton										



**MB Weight Sensing Synchro-Tilter**  
 COM: 1 YD | 0.91 M  
 Unit weight: 52 LB | 23.6 KG  
 Carton weight: 64 LB | 29.03 KG  
 Carton volume: 10.5 FT³ | 0.29 MT³

Ergonomic features:  
 A, B, C, D, E, H, L, M, N, Q, R, U

	1	2	3	4	5	6	7	8	9	10	11	12
<b>2662-8</b>	1003	1035	1062	1093	1144	1191	1238	1279	1330	1378	1443	1535
<b>2662P-8</b> Petite seat	IN W20 D18-21 H16-21   MM W508 D457-533 H406-533											
OVERALL DIMENSIONS			SEAT DIMENSIONS			BACK DIMENSIONS						
W	D	H	W	D	H	W	H					
IN 25.5	24	39.5	20	19-22	16-21	19.5	22-24.5					
MM 648	610	1003	508	483-559	406-533	495	559-622					
<b>RTA 2</b>		1 per carton										

DESCRIPTION	FEATURES	MODEL #	STANDARD TEXTILE GRADES														
			1	2	3	4	5	6	7	8	9	10	11	12			
 <p><b>MB Task</b> COM: 1 YD   0.91 M Unit weight: 36 LB   16.4 KG Carton weight: 45 LB   20.41 KG Carton volume: 10.5 FT³   0.29 MT³</p>	 <p><b>ADJUSTMENTS</b> (2) Pneumatic seat height (8) Manual seat depth Back/lumbar height</p>	<p>Ergonomic features: C, D, E, H, M, N, Q, R, U</p>	2662-6	900	932	959	990	1041	1088	1135	1176	1227	1275	1340	1432		
			<b>OVERALL DIMENSIONS</b>			<b>SEAT DIMENSIONS</b>			<b>BACK DIMENSIONS</b>								
			W	D	H	W	D	H	W	H							
			IN 25.5	25	39.5	20	19-20	16.5-21.5	19.5	21							
			MM 648	635	1003	508	483-508	419-546	495	533							
			<b>RTA 2</b>		1 per carton												
 <p><b>MB Height Adjustable Stool - Task</b> COM: 1 YD   0.91 M Unit weight: 41 LB   18.6 KG Carton weight: 50 LB   22.68 KG Carton volume: 10.5 FT³   0.29 MT³</p>	 <p><b>ADJUSTMENTS</b> (2) Pneumatic seat height (8) Manual seat depth Back/lumbar height 20" diameter footrest</p>	<p>Ergonomic features: C, D, E, H, M, N, Q, R, U</p>	2663-6	1187	1219	1246	1277	1328	1375	1422	1463	1514	1562	1627	1719		
			<b>OVERALL DIMENSIONS</b>			<b>SEAT DIMENSIONS</b>			<b>BACK DIMENSIONS</b>								
			W	D	H	W	D	H	W	H							
			IN 25.5	25	50	20	19-20	24-34	19.5	21							
			MM 648	635	1270	508	483-508	610-864	495	533							
			<b>RTA 2</b>		1 per carton												
 <p><b>MB Height Adjustable Stool - Task</b> COM: 1 YD   0.91 M Unit weight: 35 LB   15.9 KG Carton weight: 44 LB   19.96 KG Carton volume: 10.5 FT³   0.29 MT³</p>	 <p><b>ADJUSTMENTS</b> (2) Pneumatic seat height (8) Manual seat depth Back/lumbar height 20" diameter footrest</p>	<p>Ergonomic features: C, D, E, M, N, U</p>	2664-6	1040	1072	1099	1130	1181	1228	1275	1316	1367	1415	1480	1572		
			<b>OVERALL DIMENSIONS</b>			<b>SEAT DIMENSIONS</b>			<b>BACK DIMENSIONS</b>								
			W	D	H	W	D	H	W	H							
			IN 20	25	50	20	19-20	24-34	19.5	21							
			MM 508	635	1270	508	483-508	610-864	495	533							
			<b>RTA 2</b>		1 per carton												
 <p><b>MB Task</b> COM: 1 YD   0.91 M Unit weight: 30 LB   13.6 KG Carton weight: 39 LB   17.69 KG Carton volume: 10.5 FT³   0.29 MT³</p>	 <p><b>ADJUSTMENTS</b> (2) Pneumatic seat height (8) Manual seat depth Back/lumbar height</p>	<p>Ergonomic features: C, D, E, M, N, U</p>	2665-6	753	785	812	843	894	941	988	1029	1080	1128	1193	1285		
			<b>OVERALL DIMENSIONS</b>			<b>SEAT DIMENSIONS</b>			<b>BACK DIMENSIONS</b>								
			W	D	H	W	D	H	W	H							
			IN 20	25	39.5	20	19-20	16.5-21.5	19.5	21							
			MM 508	635	1003	508	483-508	419-546	495	533							
			<b>RTA 2</b>		1 per carton												

LURAY



model 6461-2 w/wood armcaps



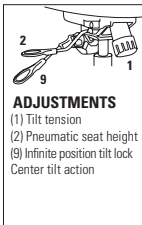
Optional wood armcap



model 6460-2 w/SSU armcaps

MECHANISM OPTIONS:

Tilter mechanism (-4)



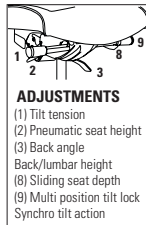
**ADJUSTMENTS**  
 (1) Tilt tension  
 (2) Pneumatic seat height  
 (3) Back angle  
 (8) Sliding seat depth  
 (9) Infinite position tilt lock  
 Center tilt action

Ergonomic features:

A, B, C, M, N, S, U

ergonomic feature U - not applicable on pedestal base models

Knee-tilter mechanism (-2)



**ADJUSTMENTS**  
 (1) Tilt tension  
 (2) Pneumatic seat height  
 (3) Back angle  
 Back/lumbar height  
 (8) Sliding seat depth  
 (9) Multi position tilt lock  
 Synchro tilt action

Ergonomic features:

A, B, C, J, M, N, U

STANDARD FEATURES

- Luray is designed for boardrooms, meeting rooms and executive offices.
- Luray offers a choice of finishes to match any environment: from durable nylon components to sophisticated polished aluminum and elegant wood trim.
- Three back heights are available, featuring horizontal sewing details.
- Stitch detail on edges of seat and back is discrete, using matched thread as standard.
- Choice of two mechanisms; tilter and knee-tilter.
- Standard with Global's high quality Soft Descent™ pneumatic lift which slowly and gently lowers the seat height of the chair making it easy to obtain the exact seat height you desire.
- Pedestal base models provide fixed location seating for use in auditoriums, classrooms, jury boxes, public venues and more. The base must be mounted to the floor (mounting hardware not included). See Pedestal Base Installation Guide on website for details.
- Fixed loop arm design comes standard in Black fiberglass reinforced nylon with a self-skinned urethane (SSU) armcap; which is soft, durable and warm to the touch. The armcap overhangs the front and side of the arm so that chair to table contact is cushioned by the pliable edge.
- Five prong, injection molded, fiberglass reinforced nylon Black base with dual wheel carpet casters (C1).
- Upholstery options: fabric, vinyl or leather. Vinyl and leather models may feature stitch detail across the seat and/or back cushions, if applicable.

OPTIONAL FEATURES

- Upholstery is available with exaggerated top stitch detail (heavier thread). 14 coordinating or contrasting colors may be selected. Please specify.
- For additional caster options, please refer to the Arm and Caster section (page 335). *Optional casters may be priced higher than the standard casters for your chair and the difference will be charged. Lower priced optional casters will not be credited.*
- Pedestal base models have Black bases with 2" height adjustable cylinders, please specify:  
**(SH)** Swivel, auto return to max height. No upcharge.  
**(SN)** Non-swivel, auto return to max height. Add \$16.  
**(SC)** Swivel, auto return to center and return to max height. Add \$26.






Please add option codes in the following order:

- Model number**  
**6460** Extended high back.  
**6461** High back.  
**6462** Medium back.
- Textile**  
 Specify textile code.
- Mechanism**  
**(4)** Tilter mechanism. No upcharge.  
**(2)** Knee-tilt mechanism. Add \$131.
- Arms**  
**(SS)** Black nylon arms w/SSU armcaps.  
**(AN)** Aluminum arms w/SSU armcaps.  
 Aluminum arms with wood armcaps, specify finish from the following. Add \$197.  
**(AB)** Absolute AAM  
**(B2)** Black BKM  
**(AE)** Cherry ACM  
**(EO)** English Oak EOM  
**(EC)** Espresso Cafe ECM  
**(HG)** Gray HGM  
**(AH)** Honey AHM  
**(TM)** Mahogany TMM  
**(AV)** Maple AVM  
**(MW)** Medium Walnut MWM  
**(NT)** Natural Walnut NLW  
**(AT)** Night ASM  
**(BI)** Noce Biondo NBM  
**(GI)** Noce Grigio NGM  
**(EI)** Noce Leggero NEM  
**(MI)** Noce Medio NMM  
**(SK)** Shaker Cherry SKM  
**(TF)** Fruitwood TFM  
**(W4)** Walnut TWM  
**(WR)** WC Cream WTM  
**(WH)** White WHM  
**(WC)** Winter Cherry WCM (colors shown on website)
- Base**  
**(B7)** Black nylon B7B base.  
**(A7)** Polished aluminum B7A base. Add \$131.
- Casters**  
**(CX)** Dual wheel carpet casters (C1).  
**(ID)** Dual wheel hard floor casters (C9R). Add \$21.
- Stitch detail**  
**(MS)** Color matched stitching. Decorative top stitch. No upcharge.  
**(XP)** Black  
**(XG)** Copen  
**(XK)** Mahogany  
**(XH)** Navy #3  
**(XF)** Nickel  
**(XL)** Rubytone  
**(XC)** Smoke  
**(XB)** Beige  
**(XA)** Graphite  
**(XJ)** Natural  
**(XD)** New Grey  
**(XN)** Off-white  
**(XI)** Scarlett  
**(XE)** Taupe (colors shown on website)
- Seat foam**  
**(SF)** Standard foam.  
**(MF)** Memory foam. Add \$106.

EXAMPLE LURAY ORDER CODE:

6460	-VWA50	-4	-AH	-A7	-CX	-MS	-SF
Model number	Textile	Mechanism	Arms	Base	Casters	Stitch detail	Seat foam



DESCRIPTION	FEATURES	MODEL #	STANDARD TEXTILE GRADES											
			1	2	3	4	5	6	7	8	9	10	11	12
 <p><b>Extended High Back</b> COM: 2.25 YD   2.06 M Unit weight: 38 LB   17.3 KG Carton weight: 46 LB   20.87 KG Carton volume: 14.75 FT³   0.41 MT³</p>	See series notes for mechanism options.	<b>6460</b>	1017	1089	1150	1220	1335	1440	1546	1638	1753	1861	2007	2214
			<b>OVERALL DIMENSIONS</b>			<b>SEAT DIMENSIONS</b>			<b>BACK DIMENSIONS</b>					
			<b>W</b>	<b>D</b>	<b>H</b>	<b>W</b>	<b>D</b>	<b>H</b>	<b>W</b>	<b>H</b>				
			IN 25	26.5	46	20	19	16.5-21.5	20	27.5				
			MM 635	673	1168	508	483	419-546	508	699				
		<b>RTA 1</b>	1 per carton											
 <p><b>High Back</b> COM: 2 YD   1.83 M Unit weight: 36 LB   16.4 KG Carton weight: 44 LB   19.96 KG Carton volume: 13.75 FT³   0.38 MT³</p>	See series notes for mechanism options.	<b>6461</b>	984	1048	1102	1165	1266	1360	1454	1536	1638	1734	1864	2048
			<b>OVERALL DIMENSIONS</b>			<b>SEAT DIMENSIONS</b>			<b>BACK DIMENSIONS</b>					
			<b>W</b>	<b>D</b>	<b>H</b>	<b>W</b>	<b>D</b>	<b>H</b>	<b>W</b>	<b>H</b>				
			IN 25	26.5	42.5	20	19	16.5-21.5	20	24				
			MM 635	673	1080	508	483	419-546	508	610				
		<b>RTA 1</b>	1 per carton											
 <p><b>High Back Pedestal Base</b> COM: 2 YD   1.83 M Unit weight: 37 LB   16.8 KG Carton weight: 45 LB   20.41 KG Carton volume: 13.75 FT³   0.38 MT³</p>	See series notes for mechanism options.	<b>6461PB</b>	1193	1257	1311	1373	1475	1569	1663	1745	1847	1943	2073	2257
			<b>OVERALL DIMENSIONS</b>			<b>SEAT DIMENSIONS</b>			<b>BACK DIMENSIONS</b>					
			<b>W</b>	<b>D</b>	<b>H</b>	<b>W</b>	<b>D</b>	<b>H</b>	<b>W</b>	<b>H</b>				
			IN 25	26.5	41	20	19	17-19	20	24				
			MM 635	673	1041	508	483	432-483	508	610				
		<b>RTA 1</b>	1 per carton											
 <p><b>Medium Back</b> COM: 1.75 YD   1.6 M Unit weight: 34 LB   15.5 KG Carton weight: 40 LB   18.14 KG Carton volume: 13.75 FT³   0.38 MT³</p>	See series notes for mechanism options.	<b>6462</b>	952	1008	1055	1110	1199	1281	1363	1435	1524	1608	1722	1883
			<b>OVERALL DIMENSIONS</b>			<b>SEAT DIMENSIONS</b>			<b>BACK DIMENSIONS</b>					
			<b>W</b>	<b>D</b>	<b>H</b>	<b>W</b>	<b>D</b>	<b>H</b>	<b>W</b>	<b>H</b>				
			IN 25	26.5	39.5	20	19	16.5-21.5	20	21				
			MM 635	673	1003	508	483	419-546	508	533				
		<b>RTA 1</b>	1 per carton											
 <p><b>Medium Back Pedestal Base</b> COM: 1.75 YD   1.6 M Unit weight: 35 LB   15.9 KG Carton weight: 41 LB   18.6 KG Carton volume: 13.75 FT³   0.38 MT³</p>	See series notes for mechanism options.	<b>6462PB</b>	1159	1215	1262	1317	1406	1488	1570	1642	1731	1815	1929	2090
			<b>OVERALL DIMENSIONS</b>			<b>SEAT DIMENSIONS</b>			<b>BACK DIMENSIONS</b>					
			<b>W</b>	<b>D</b>	<b>H</b>	<b>W</b>	<b>D</b>	<b>H</b>	<b>W</b>	<b>H</b>				
			IN 25	26.5	37	20	19	17-19	20	21				
			MM 635	673	940	508	483	432-483	508	533				
		<b>RTA 1</b>	1 per carton											



MALAGA



model 3140-3 (TD)



model 3140-3 (TD/PSB)



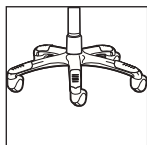
**Optional Memory Foam**  
See right for details.



model 3141-3



model 3141-3



**Optional B2 Base**  
See right for details.

STANDARD FEATURES

- A contoured molded foam seat, built-in lumbar support and an upholstered outer back shell are standard on all models.
- Standard with adjustable height T-arms with teardrop shaped (TD) self-skinned urethane (SSU) armcaps.
- All models are standard with a five prong, injection molded, fiberglass reinforced nylon Black spider base with dual wheel carpet casters (C10).
- Base and frame are available in Black only.
- All models (except high back) are shipped partially KD.
- Vari-Width (WA) width adjustable arm extensions are standard when chair is ordered with adjustable arms. Allows the arms to move away from the seat by 2" on each side to allow space if desired for broader hip widths.
- Malaga heavy duty models can be found under the Heavy Duty section (page 320).
- Upholstery options: fabric only.

OPTIONAL FEATURES

- Available with an impact resistant polypropylene back shroud in Black only, please specify (PSB). No upcharge.
- Optional abrasion resistant outer back fabric (polyester) is available. Resistant to impact damage. Available in Black only. Please specify (BKB). Add \$9.
- Polished aluminum base with Black scuff tips, please specify (B2). Add \$131.
- For hard surface flooring casters, please specify (C10R). Add \$20.
- For additional arm/caster options, please refer to the Arm and Caster section (page 335). *Optional casters may be priced higher than the standard casters for your chair and the difference will be charged. Lower priced optional casters will not be credited.*

DESCRIPTION

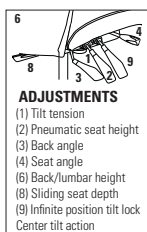
FEATURES

MODEL #

STANDARD TEXTILE GRADES



**HB Multi-Tilter**  
COM: 1.75 YD | 1.6 M  
Unit weight: 45 LB | 20.5 KG  
Carton weight: 54 LB | 24.49 KG  
Carton volume: 10.5 FT<sup>3</sup> | 0.29 MT<sup>3</sup>



**ADJUSTMENTS**  
(1) Tilt tension  
(2) Pneumatic seat height  
(3) Back angle  
(4) Seat angle  
(6) Back/lumbar height  
(8) Sliding seat depth  
(9) Infinite position tilt lock  
Center tilt action

Ergonomic features:  
A, B, C, D, E, F, G, H, M, N, Q, S

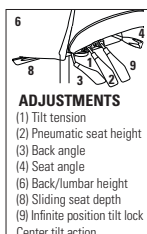
MODEL #	1	2	3	4	5	6	7	8	9	10	11	12
3140-3	1207	1263	1310	1365	1454	1536	1618	1690	1779	1863	1977	2138

	OVERALL DIMENSIONS			SEAT DIMENSIONS			BACK DIMENSIONS	
	W	D	H	W	D	H	W	H
IN	26	25	41	20	18-21	16.5-21.5	18.5	22.5-25
MM	660	635	1041	508	457-533	419-546	470	572-635

RTA 2 courier 1 per carton



**LB Multi-Tilter**  
COM: 1.5 YD | 1.37 M  
Unit weight: 43 LB | 19.5 KG  
Carton weight: 52 LB | 23.59 KG  
Carton volume: 10.5 FT<sup>3</sup> | 0.29 MT<sup>3</sup>



**ADJUSTMENTS**  
(1) Tilt tension  
(2) Pneumatic seat height  
(3) Back angle  
(4) Seat angle  
(6) Back/lumbar height  
(8) Sliding seat depth  
(9) Infinite position tilt lock  
Center tilt action

Ergonomic features:  
A, B, C, D, E, F, G, H, M, N, Q, S, U

MODEL #	1	2	3	4	5	6	7	8	9	10	11	12
3141-3	1144	1192	1233	1279	1356	1426	1497	1558	1635	1707	1804	1942

	OVERALL DIMENSIONS			SEAT DIMENSIONS			BACK DIMENSIONS	
	W	D	H	W	D	H	W	H
IN	26	24	37	20	18-21	16.5-21.5	19.5	19-21.5
MM	660	610	940	508	457-533	419-546	495	483-546

RTA 2 courier 1 per carton

NOETIC



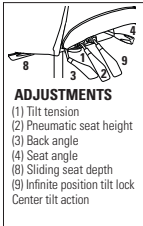
model 6074



model 6075  
(shown with 4D arms)

MECHANISM OPTIONS:

Multi-tilter mechanism

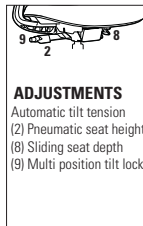


ADJUSTMENTS

- (1) Tilt tension
- (2) Pneumatic seat height
- (3) Back angle
- (4) Seat angle
- (8) Sliding seat depth
- (9) Infinite position tilt lock
- Center tilt action

Ergonomic features:  
A, B, C, E, F, G, M, N, S

Weight sensing synchro-tilter mechanism

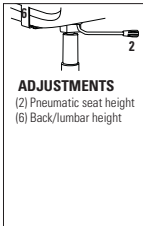


ADJUSTMENTS

- Automatic tilt tension
- (2) Pneumatic seat height
- (8) Sliding seat depth
- (9) Multi position tilt lock

Ergonomic features:  
B, C, E, L, M, N

Task basic swivel mechanism



ADJUSTMENTS

- (2) Pneumatic seat height
- (6) Back/lumbar height

Ergonomic features:  
C, M, N

STANDARD FEATURES

- Noetic is a thoughtfully designed ergonomic task chair that inspires each individual's best work.
- Task chairs are available with three mechanisms: task basic swivel, multi-tilter and weight-sensing synchro-tilter (height adjustable stools are available with task basic swivel mechanism only).
- Chairs are available in three frame colors: Black (BLK), Fog (FOG) or Shadow (SHW).
- Mesh back models are available in either Digital Mesh (6 colors) or Dimension Mesh (10 colors).
- Upholstered back models feature a unique combination of textile (inside back) and Dimension Mesh (exterior back). Dimension Mesh coordinates with the selected frame color (BLK frame - DBK mesh; FOG frame - DST mesh; SHW frame - DGM mesh).
- Task chairs with multi-tilter and weight sensing synchro-tilter mechanisms are standard with an adjustable depth, sliding seat.
- Arm and armless models are available. For arms, choose between color matched P-style fixed arms or height adjustable arms.
- Height adjustable arms are available with (2D) arms with depth sliding armcaps or (4D) arms with width, depth and rotating sliding armcaps.
- Black and Shadow frames receive color matching arms and armcaps. Fog frame height adjustable arms match the frame with Shadow armcap, height control button and accent trim.
- An adjustable lumbar support is available with an upcharge on mesh back models. Lumbar adjusts up/down (2.75", 70mm).
- All models are available with a color matching nylon five prong base or polished aluminum base.
- Carpet casters (C82) or hard surface flooring casters (C82R) coordinate with base finish. Black or Shadow bases have Black casters. Fog bases have Fog casters. Polished aluminum bases have Black casters.
- Active weight capacity for this series is 300 lbs.
- Upholstery options: fabric, vinyl or leather. Vinyl and leather models may feature stitch detail across the seat and/or back cushions, if applicable.

Please add option codes in the following order:

- **Model number**  
specify model number
- **Mesh finish** (mesh back models)  
**Digital Mesh**  
(D50) Digital Mesh Red  
(D51) Digital Mesh Blue  
(D52) Digital Mesh Navy  
(D53) Digital Mesh Shadow  
(D54) Digital Mesh Fog  
(D55) Digital Mesh Black  
**Dimension Mesh**  
(DBE) Dimension Mesh Berry  
(DBK) Dimension Mesh Black  
(DCL) Dimension Mesh Chalk  
(DCH) Dimension Mesh Charcoal  
(DCT) Dimension Mesh Citrus  
(DCO) Dimension Mesh Cobalt  
(DST) Dimension Mesh Fog  
(DPB) Dimension Mesh Pool Blue  
(DSD) Dimension Mesh Sand  
(DGM) Dimension Mesh Shadow
- **Inside back textile** (upholstered back models)  
Specify textile code.
- **Seat textile**  
Specify textile code.
- **Frame finish**  
(BLK) Black  
(FOG) Fog. Add \$158 for models with arms. Add \$131 for armless models.  
(SHW) Shadow. Add \$158 for models with arms. Add \$131 for armless models.
- **Lumbar support** (mesh back models)  
(NAL) no lumbar  
(ADL) adjustable lumbar. Add \$44.
- **Arm type**  
(FP) P-style fixed arm. No upcharge.  
(2D) height adjustable (depth sliding armcap). No upcharge.  
(4D) height adjustable (width, depth and rotating sliding armcap). No upcharge.
- **Base type**  
(B7) nylon base (color matches frame).  
(A7) polished aluminum base. Add \$131.
- **Caster type**  
(82) C82 2.5" casters for carpeted surfaces.  
(8R) C82R 2.5" casters for most hard floor surfaces. Add \$21.
- **Moisture barrier** (seat)  
(NB) no moisture barrier.  
(MB) moisture barrier. Add \$81.

EXAMPLE NOETIC ORDER CODE:

6074	DBK	FU75	BLK	ADL	2D	B7	82	NB
------	-----	------	-----	-----	----	----	----	----

Model number Mesh Finish Textile Frame Finish Lumbar Arm Type Base Type Caster Type Moisture Barrier

DESCRIPTION

FEATURES

MODEL #

STANDARD TEXTILE GRADES



Mesh Back Chair, Multi-Tilter

COM: 0.75 YD | 0.69 M  
Unit weight: 49 LB | 22.3 KG  
Carton weight: 60 LB | 27.22 KG  
Carton volume: 10.5 FT<sup>3</sup> | 0.29 MT<sup>3</sup>

	1	2	3	4	5	6	7	8	9	10	11	12
<b>6070</b>	1144	1168	1188	1212	1250	1285	1320	1351	1389	1425	1474	1543

	OVERALL DIMENSIONS			SEAT DIMENSIONS			BACK DIMENSIONS	
	W	D	H	W	D	H	W	H

IN	26	24	41.5	20	17.5-20	17.5-21.5	16	22
MM	660	610	1054	508	445-508	445-546	406	559













RTA 2









1 per carton





DESCRIPTION	FEATURES	MODEL #	STANDARD TEXTILE GRADES											
			1	2	3	4	5	6	7	8	9	10	11	12
 <p><b>Armless Upholstered Back Chair, Task Basic Swivel</b>                      COM: 1.5 YD   1.37 M                      Unit weight: 28.5 LB   13 KG                      Carton weight: 39.5 LB   17.92 KG                      Carton volume: 10.5 FT³   0.29 MT³</p>		6073NA	1070	1118	1158	1206	1282	1352	1422	1484	1560	1632	1730	1868
			<b>OVERALL DIMENSIONS</b>			<b>SEAT DIMENSIONS</b>			<b>BACK DIMENSIONS</b>					
			<b>W</b>	<b>D</b>	<b>H</b>	<b>W</b>	<b>D</b>	<b>H</b>	<b>W</b>	<b>H</b>				
			IN 20	24	41.25	20	17	16.25-20.25	16	21				
			MM 508	610	1048	508	432	413-514	406	533				
		<b>RTA 2</b>		1 per carton										
 <p><b>Mesh Back Chair, Weight Sensing Synchro-Tilter</b>                      COM: 0.75 YD   0.69 M                      Unit weight: 43.5 LB   19.8 KG                      Carton weight: 45.5 LB   20.64 KG                      Carton volume: 10.5 FT³   0.29 MT³</p>		6074	1090	1114	1134	1158	1196	1231	1266	1297	1335	1371	1420	1489
			<b>OVERALL DIMENSIONS</b>			<b>SEAT DIMENSIONS</b>			<b>BACK DIMENSIONS</b>					
			<b>W</b>	<b>D</b>	<b>H</b>	<b>W</b>	<b>D</b>	<b>H</b>	<b>W</b>	<b>H</b>				
			IN 26	24	40	20	17.5-20	17-21	16	21				
			MM 660	610	1016	508	445-508	432-533	406	533				
		<b>RTA 2</b>		1 per carton										
 <p><b>Armless Mesh Back Chair, Weight Sensing Synchro-Tilter</b>                      COM: 0.75 YD   0.69 M                      Unit weight: 38 LB   17.3 KG                      Carton weight: 54 LB   24.49 KG                      Carton volume: 10.5 FT³   0.29 MT³</p>		6074NA	920	944	964	988	1026	1061	1096	1127	1165	1201	1250	1319
			<b>OVERALL DIMENSIONS</b>			<b>SEAT DIMENSIONS</b>			<b>BACK DIMENSIONS</b>					
			<b>W</b>	<b>D</b>	<b>H</b>	<b>W</b>	<b>D</b>	<b>H</b>	<b>W</b>	<b>H</b>				
			IN 20	24	40	20	17.5-20	17-21	16	21				
			MM 508	610	1016	508	445-508	432-533	406	533				
		<b>RTA 2</b>		1 per carton										
 <p><b>Upholstered Back Chair, Weight Sensing Synchro-Tilter</b>                      COM: 1.5 YD   1.37 M                      Unit weight: 43.5 LB   19.8 KG                      Carton weight: 44.5 LB   20.18 KG                      Carton volume: 10.5 FT³   0.29 MT³</p>		6075	1307	1355	1395	1443	1519	1589	1659	1721	1797	1869	1967	2105
			<b>OVERALL DIMENSIONS</b>			<b>SEAT DIMENSIONS</b>			<b>BACK DIMENSIONS</b>					
			<b>W</b>	<b>D</b>	<b>H</b>	<b>W</b>	<b>D</b>	<b>H</b>	<b>W</b>	<b>H</b>				
			IN 26	24	40	20	17.5-20	17-21	16	21				
			MM 660	610	1016	508	445-508	432-533	406	533				
		<b>RTA 2</b>		1 per carton										
 <p><b>Armless Upholstered Back Chair, Weight Sensing Synchro-Tilter</b>                      COM: 1.5 YD   1.37 M                      Unit weight: 39 LB   17.7 KG                      Carton weight: 54 LB   24.49 KG                      Carton volume: 10.5 FT³   0.29 MT³</p>		6075NA	1135	1183	1223	1271	1347	1417	1487	1549	1625	1697	1795	1933
			<b>OVERALL DIMENSIONS</b>			<b>SEAT DIMENSIONS</b>			<b>BACK DIMENSIONS</b>					
			<b>W</b>	<b>D</b>	<b>H</b>	<b>W</b>	<b>D</b>	<b>H</b>	<b>W</b>	<b>H</b>				
			IN 20	24	40	20	17.5-20	17-21	16	21				
			MM 508	610	1016	508	445-508	432-533	406	533				
		<b>RTA 2</b>		1 per carton										
 <p><b>Mesh Back Chair, Height Adjustable Stool</b>                      COM: 0.75 YD   0.69 M                      Unit weight: 38 LB   17.3 KG                      Carton weight: 49 LB   22.23 KG                      Carton volume: 10.5 FT³   0.29 MT³</p>		6076	1240	1264	1284	1308	1346	1381	1416	1447	1485	1521	1570	1639
			<b>OVERALL DIMENSIONS</b>			<b>SEAT DIMENSIONS</b>			<b>BACK DIMENSIONS</b>					
			<b>W</b>	<b>D</b>	<b>H</b>	<b>W</b>	<b>D</b>	<b>H</b>	<b>W</b>	<b>H</b>				
			IN 26	24	51	20	17.5	25-35	16	21				
			MM 660	610	1295	508	445	635-889	406	533				
		<b>RTA 2</b>		1 per carton										

DESCRIPTION	FEATURES	MODEL #	STANDARD TEXTILE GRADES											
			1	2	3	4	5	6	7	8	9	10	11	12
 <p><b>Armless Mesh Back Chair, Height Adjustable Stool</b>                      COM: 0.75 YD   0.69 M                      Unit weight: 34 LB   15.5 KG                      Carton weight: 45 LB   20.41 KG                      Carton volume: 10.5 FT³   0.29 MT³</p>		<b>6076NA</b>	1069	1093	1113	1137	1175	1210	1245	1276	1314	1350	1399	1468
			<b>OVERALL DIMENSIONS</b>			<b>SEAT DIMENSIONS</b>			<b>BACK DIMENSIONS</b>					
				<b>W</b>	<b>D</b>	<b>H</b>	<b>W</b>	<b>D</b>	<b>H</b>	<b>W</b>	<b>H</b>			
			IN	20	24	51	20	17.5	25-35	16	21			
			MM	508	610	1295	508	445	635-889	406	533			
			<b>RTA 2</b>		1 per carton									
 <p><b>Upholstered Back Chair, Height Adjustable Stool</b>                      COM: 1.5 YD   1.37 M                      Unit weight: 38.5 LB   17.5 KG                      Carton weight: 49.5 LB   22.45 KG                      Carton volume: 10.5 FT³   0.29 MT³</p>		<b>6077</b>	1455	1503	1543	1591	1667	1737	1807	1869	1945	2017	2115	2253
			<b>OVERALL DIMENSIONS</b>			<b>SEAT DIMENSIONS</b>			<b>BACK DIMENSIONS</b>					
				<b>W</b>	<b>D</b>	<b>H</b>	<b>W</b>	<b>D</b>	<b>H</b>	<b>W</b>	<b>H</b>			
			IN	26	24	51	20	17	25-35	16	21			
			MM	660	610	1295	508	432	635-889	406	533			
			<b>RTA 2</b>		1 per carton									
 <p><b>Armless Upholstered Back Chair, Height Adjustable Stool</b>                      COM: 1.5 YD   1.37 M                      Unit weight: 35 LB   15.9 KG                      Carton weight: 46 LB   20.87 KG                      Carton volume: 10.5 FT³   0.29 MT³</p>		<b>6077NA</b>	1284	1332	1372	1420	1496	1566	1636	1698	1774	1846	1944	2082
			<b>OVERALL DIMENSIONS</b>			<b>SEAT DIMENSIONS</b>			<b>BACK DIMENSIONS</b>					
				<b>W</b>	<b>D</b>	<b>H</b>	<b>W</b>	<b>D</b>	<b>H</b>	<b>W</b>	<b>H</b>			
			IN	20	24	51	20	17	25-35	16	21			
			MM	508	610	1295	508	432	635-889	406	533			
			<b>RTA 2</b>		1 per carton									

NOVELLO



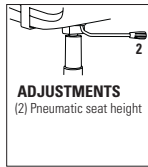
model 6400-TC66-IC-CP-C5-82-SF



model 6400-TC65-FG-FP-F5-82-SF

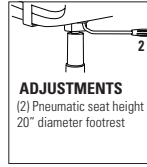
MECHANISM OPTIONS:

Task chair mechanism



Ergonomic features:  
C, M

Task stool mechanism



Ergonomic features:  
C, M

STANDARD FEATURES

- A revolutionary new task chair that can go anywhere - it requires no adjustments and provides exceptional comfort for any size user.
- Novello features a special polymer shell that flexes, allowing the seat to glide smoothly on a concealed track system. It is strong and durable, with clean lines and offers effective support.
- Chairs are molded with one-piece flexible shells; available in Black (BK), Fog (FG) or Cloud (IC).
- Chairs are standard with a five prong, injection molded, fiberglass reinforced nylon B5 base with dual wheel carpet casters (C82).
- Models with aluminum bases come with Chrome gas cylinders. Models with Fog or Cloud shells come with Chrome gas cylinders.
- Standard with Global's high quality Soft Descent™ pneumatic lift which slowly and gently lowers the seat height of the chair making it easy to obtain the exact seat height you desire.
- Pedestal base models provide fixed location seating for use in auditoriums, classrooms, jury boxes, public venues and more. The base must be mounted to the floor (mounting hardware not included). See Pedestal Base Installation Guide on website for details.
- Upholstery options: fabric, vinyl or leather. Vinyl and leather models may feature stitch detail across the seat and/or back cushions, if applicable.

OPTIONAL FEATURES



- For additional caster options, please refer to the Arm and Caster section (page 341). *Optional casters may be priced higher than the standard casters for your chair and the difference will be charged. Lower priced optional casters will not be credited.*
- Pedestal base models have Black bases with 2" height adjustable cylinders, please specify: (SH) Swivel, auto return to max height. No upcharge. (SN) Non-swivel, auto return to max height. Add \$16. (SC) Swivel, auto return to center and return to max height. Add \$26.











Please add option codes in the following order:





- **Model number**  
6400 Chair with arms.  
6401 Chair, armless.  
6402 Chair with arms, fully upholstered.  
6403 Chair, armless, fully upholstered.  
6410 Stool with arms.  
6411 Stool, armless.  
6412 Stool with arms, fully upholstered.  
6413 Stool, armless, fully upholstered.
- **Textile**  
Specify textile code.
- **Shell/arm color**  
(BK) to model # for Black shell. No upcharge. (FG) to model # for Fog shell. Add \$46. (IC) to model # for Cloud shell. Add \$46.
- **Armcaps** (no upcharge)  
(BP) Black self-skinned urethane.  
(FP) Fog self-skinned urethane.  
(CP) Cloud self-skinned urethane.
- **Base**  
(B5) Black nylon base. No upcharge.  
(F5) Fog nylon base. Add \$41.  
(C5) Cloud nylon base. Add \$41.  
(BA) Polished aluminum w/Black accent. Add \$53.  
(FA) Polished aluminum w/Fog accent. Add \$53.  
(CA) Polished aluminum w/Cloud accent. Add \$53.
- **Casters**  
(82) C82 dual wheel carpet casters. No upcharge.  
(8R) C82R dual wheel hard floor casters. Add \$21.  
(8F) Fog C82 dual wheel carpet casters. No upcharge.  
(2F) Fog C82R dual wheel hard floor casters. Add \$21.
- **Footrest (stools only)**  
(R3) Polished aluminum w/Black accent. No upcharge.  
(R4) Fully polished aluminum. Add \$26.
- **Seat foam**  
(SF) Standard foam. No upcharge.  
(PF) Extra plush cushion. Add \$15.

EXAMPLE NOVELLO ORDER CODE:

6400	-HD08	-FG	-FP	-F5	-8F	-	-SF
Model number	Textile	Shell/Arms	Armcaps	Base	Casters	Footrest	Seat foam

DESCRIPTION	FEATURES	MODEL #	STANDARD TEXTILE GRADES											
			1	2	3	4	5	6	7	8	9	10	11	12
 <p><b>Task Chair w/Arms</b> COM: 0.75 YD   0.69 M Unit weight: 30 LB   13.6 KG Carton weight: 40 LB   18.14 KG Carton volume: 8.25 FT³   0.23 MT³</p>	Upholstered seat/polypropylene back.	6400	956	980	1000	1024	1062	1097	1132	1163	1201	1237	1286	1355
		<b>OVERALL DIMENSIONS</b>			<b>SEAT DIMENSIONS</b>			<b>BACK DIMENSIONS</b>						
		W	D	H	W	D	H	W	H					
		IN 25	22	36	18.5	18	16.5-21.5	20.5	18.5					
	MM 635	559	914	470	457	419-546	521	470						
		RTA 2	courier	1 per carton										
 <p><b>Armless Task Chair</b> COM: 0.75 YD   0.69 M Unit weight: 27 LB   12.3 KG Carton weight: 35 LB   15.88 KG Carton volume: 6.75 FT³   0.19 MT³</p>	Upholstered seat/polypropylene back.	6401	870	894	914	938	976	1011	1046	1077	1115	1151	1200	1269
		<b>OVERALL DIMENSIONS</b>			<b>SEAT DIMENSIONS</b>			<b>BACK DIMENSIONS</b>						
		W	D	H	W	D	H	W	H					
		IN 21.5	22	36	18.5	18	16.5-21.5	20.5	18.5					
	MM 546	559	914	470	457	419-546	521	470						
		RTA 2	courier	1 per carton										

DESCRIPTION	FEATURES	MODEL #	STANDARD TEXTILE GRADES											
			1	2	3	4	5	6	7	8	9	10	11	12
 <p><b>Task Chair w/Arms</b> COM: 0.75 YD   0.69 M Unit weight: 32 LB   14.5 KG Carton weight: 42 LB   19.05 KG Carton volume: 8.25 FT³   0.23 MT³</p>	Upholstered seat & back.	6402	1010	1034	1054	1078	1116	1151	1186	1217	1255	1291	1340	1409
			<b>OVERALL DIMENSIONS</b>			<b>SEAT DIMENSIONS</b>			<b>BACK DIMENSIONS</b>					
			<b>W</b>	<b>D</b>	<b>H</b>	<b>W</b>	<b>D</b>	<b>H</b>	<b>W</b>	<b>H</b>				
			IN 25 MM 635	22 559	36 914	18.5 470	17.5 445	16.5-21.5 419-546	20.5 521	18.5 470				
			<b>RTA 2</b>		1 per carton									
 <p><b>Task Chair w/Arms Pedestal Base</b> COM: 0.75 YD   0.69 M Unit weight: 33 LB   15 KG Carton weight: 44 LB   19.96 KG Carton volume: 8.25 FT³   0.23 MT³</p>	Upholstered seat & back.	6402PB	1234	1258	1278	1302	1340	1375	1410	1441	1479	1515	1564	1633
			<b>OVERALL DIMENSIONS</b>			<b>SEAT DIMENSIONS</b>			<b>BACK DIMENSIONS</b>					
			<b>W</b>	<b>D</b>	<b>H</b>	<b>W</b>	<b>D</b>	<b>H</b>	<b>W</b>	<b>H</b>				
			IN 25 MM 635	22 559	34 864	18.5 470	17.5 445	16-18 406-457	20.5 521	18.5 470				
			<b>RTA 2</b>		1 per carton									
 <p><b>Armless Task Chair</b> COM: 0.75 YD   0.69 M Unit weight: 29 LB   13.2 KG Carton weight: 37 LB   16.78 KG Carton volume: 6.75 FT³   0.19 MT³</p>	Upholstered seat & back.	6403	927	951	971	995	1033	1068	1103	1134	1172	1208	1257	1326
			<b>OVERALL DIMENSIONS</b>			<b>SEAT DIMENSIONS</b>			<b>BACK DIMENSIONS</b>					
			<b>W</b>	<b>D</b>	<b>H</b>	<b>W</b>	<b>D</b>	<b>H</b>	<b>W</b>	<b>H</b>				
			IN 21.5 MM 546	22 559	36 914	18.5 470	17.5 445	16.5-21.5 419-546	20.5 521	18.5 470				
			<b>RTA 2</b>		1 per carton									
 <p><b>Armless Task Chair Pedestal Base</b> COM: 0.75 YD   0.69 M Unit weight: 30 LB   13.6 KG Carton weight: 41 LB   18.6 KG Carton volume: 6.75 FT³   0.19 MT³</p>	Upholstered seat & back.	6403PB	1149	1173	1193	1217	1255	1290	1325	1356	1394	1430	1479	1548
			<b>OVERALL DIMENSIONS</b>			<b>SEAT DIMENSIONS</b>			<b>BACK DIMENSIONS</b>					
			<b>W</b>	<b>D</b>	<b>H</b>	<b>W</b>	<b>D</b>	<b>H</b>	<b>W</b>	<b>H</b>				
			IN 21.5 MM 546	22 559	34 864	18.5 470	17.5 445	16-18 406-457	20.5 521	18.5 470				
			<b>RTA 2</b>		1 per carton									
 <p><b>Task Stool w/Arms</b> COM: 0.75 YD   0.69 M Unit weight: 34 LB   15.5 KG Carton weight: 44 LB   19.96 KG Carton volume: 8.25 FT³   0.23 MT³</p>	Upholstered seat/polypropylene back.	6410	1127	1151	1171	1195	1233	1268	1303	1334	1372	1408	1457	1526
			<b>OVERALL DIMENSIONS</b>			<b>SEAT DIMENSIONS</b>			<b>BACK DIMENSIONS</b>					
			<b>W</b>	<b>D</b>	<b>H</b>	<b>W</b>	<b>D</b>	<b>H</b>	<b>W</b>	<b>H</b>				
			IN 25 MM 635	22 559	46 1168	18.5 470	18 457	24-34 610-864	20.5 521	18.5 470				
			<b>RTA 2</b>		1 per carton									
 <p><b>Armless Task Stool</b> COM: 0.75 YD   0.69 M Unit weight: 31 LB   14.1 KG Carton weight: 39 LB   17.69 KG Carton volume: 6.75 FT³   0.19 MT³</p>	Upholstered seat/polypropylene back.	6411	1042	1066	1086	1110	1148	1183	1218	1249	1287	1323	1372	1441
			<b>OVERALL DIMENSIONS</b>			<b>SEAT DIMENSIONS</b>			<b>BACK DIMENSIONS</b>					
			<b>W</b>	<b>D</b>	<b>H</b>	<b>W</b>	<b>D</b>	<b>H</b>	<b>W</b>	<b>H</b>				
			IN 21.5 MM 546	22 559	46 1168	18.5 470	18 457	24-34 610-864	20.5 521	18.5 470				
			<b>RTA 2</b>		1 per carton									

DESCRIPTION	FEATURES	MODEL #	STANDARD TEXTILE GRADES												
			1	2	3	4	5	6	7	8	9	10	11	12	
 <p><b>Task Stool w/Arms</b>                      COM: 0.75 YD   0.69 M                      Unit weight: 36 LB   16.4 KG                      Carton weight: 46 LB   20.87 KG                      Carton volume: 8.25 FT³   0.23 MT³</p>	Upholstered seat & back.	<b>6412</b>	1183	1207	1227	1251	1289	1324	1359	1390	1428	1464	1513	1582	
			<b>OVERALL DIMENSIONS</b>			<b>SEAT DIMENSIONS</b>			<b>BACK DIMENSIONS</b>						
		<b>W</b>	<b>D</b>	<b>H</b>	<b>W</b>	<b>D</b>	<b>H</b>	<b>W</b>	<b>H</b>						
		IN 25	22	46	18.5	17.5	24-34	20.5	18.5						
		MM 635	559	1168	470	445	610-864	521	470						
		<b>RTA 2</b>		1 per carton											
 <p><b>Armless Task Stool</b>                      COM: 0.75 YD   0.69 M                      Unit weight: 33 LB   15 KG                      Carton weight: 41 LB   18.6 KG                      Carton volume: 6.75 FT³   0.19 MT³</p>	Upholstered seat & back.	<b>6413</b>	1099	1123	1143	1167	1205	1240	1275	1306	1344	1380	1429	1498	
			<b>OVERALL DIMENSIONS</b>			<b>SEAT DIMENSIONS</b>			<b>BACK DIMENSIONS</b>						
		<b>W</b>	<b>D</b>	<b>H</b>	<b>W</b>	<b>D</b>	<b>H</b>	<b>W</b>	<b>H</b>						
		IN 21.5	22	46	18.5	17.5	24-34	20.5	18.5						
		MM 546	559	1168	470	445	610-864	521	470						
		<b>RTA 2</b>		1 per carton											



**OBUSFORME**



model 4430 (G3)



model 4432 (G3)

**STANDARD FEATURES**

- Contoured seat and back with twin density molded foam.
- Height, width and depth adjustable (**G3**) arms with self-skinned urethane (SSU) arm pads. Armcaps articulate inwards 30°.
- Side activated sliding seat depth adjustment is standard on multi-tilters.
- Vari-Width (**WA**) width adjustable arm extensions are standard when chair is ordered with adjustable arms. Allows the arms to move away from the seat by 2" on each side to allow space if desired for broader hip widths.
- Base and frame are available in Black only.
- All models are standard with a five prong, injection molded, fiberglass reinforced nylon Black spider base with dual wheel carpet casters (**C65**).
- Upholstery options: fabric only. Please check website for availability.
- ObusForme does not always upholster wrinkle free. This is more obvious in heavier textile or textile with little stretch.

**OPTIONAL FEATURES**

- For hard surface flooring casters, please specify (**C65R**). Add \$21.
- For additional arm/caster options, please refer to the Arm and Caster section (page 341). *Optional casters may be priced higher than the standard casters for your chair and the difference will be charged. Lower priced optional casters will not be credited.*

Preferred chair of choice for students at:



DESCRIPTION	FEATURES	MODEL #	STANDARD TEXTILE GRADES												
			*1	*2	*3	*4	5	6	7	8	9	10	11	12	
		<b>4411</b>	41	52	60	71	88	103	119	132	149	165	186	217	
			<b>OVERALL DIMENSIONS</b>			<b>SEAT DIMENSIONS</b>			<b>BACK DIMENSIONS</b>						
			<b>W</b>	<b>D</b>	<b>H</b>	<b>W</b>	<b>D</b>	<b>H</b>	<b>W</b>	<b>H</b>					
			IN 9	3	5	-	-	-	-	-					
			MM 229	76	127	-	-	-	-	-					
			<b>RTA 00</b>	1 per carton											
			<b>4430</b>	1398	1454	1501	1556	1645	1727	1809	1881	1970	2054	2168	2329
			<b>OVERALL DIMENSIONS</b>			<b>SEAT DIMENSIONS</b>			<b>BACK DIMENSIONS</b>						
			<b>W</b>	<b>D</b>	<b>H</b>	<b>W</b>	<b>D</b>	<b>H</b>	<b>W</b>	<b>H</b>					
			IN 23.5	23.5	53.5	19.5	17-20	16.5-20.5	18	31-33.5					
			MM 597	597	1359	495	432-508	419-521	457	787-851					
			<b>RTA 2</b>	1 per carton											
			<b>4432</b>	1293	1341	1382	1428	1505	1575	1646	1707	1784	1856	1953	2091
			<b>OVERALL DIMENSIONS</b>			<b>SEAT DIMENSIONS</b>			<b>BACK DIMENSIONS</b>						
			<b>W</b>	<b>D</b>	<b>H</b>	<b>W</b>	<b>D</b>	<b>H</b>	<b>W</b>	<b>H</b>					
			IN 23.5	23.5	42.5	19.5	17-20	16.5-20.5	18	21-23.5					
			MM 597	597	1080	495	432-508	419-521	457	533-597					
			<b>RTA 2</b>	1 per carton											

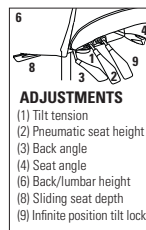


**Lumbar Pad/Headrest**  
 COM: 0.33 YD | 0.3 M  
 Unit weight: 1 LB | 0.45 KG  
 Carton weight: 1 LB | 0.45 KG  
 Carton volume: 0.5 FT³ | 0.01 MT³

\* Textile options are limited, see notes.



**HB Multi-Tilter**  
 COM: 1.75 YD | 1.6 M  
 Unit weight: 51 LB | 23.2 KG  
 Carton weight: 62 LB | 28.12 KG  
 Carton volume: 10.5 FT³ | 0.29 MT³

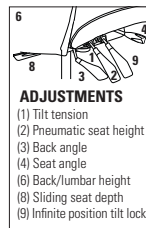


\* Textile options are limited, see notes.

Ergonomic features:  
 A, B, C, D, E, F, G, H, M, N, Q, R, S



**MB Multi-Tilter**  
 COM: 1.5 YD | 1.37 M  
 Unit weight: 49 LB | 22.3 KG  
 Carton weight: 59 LB | 26.76 KG  
 Carton volume: 10.5 FT³ | 0.29 MT³



\* Textile options are limited, see notes.

Ergonomic features:  
 A, B, C, D, E, F, G, H, M, N, Q, R, S

OBUSFORME COMFORT



model 1240-3



model 1241-3



**Optional Memory Foam**  
See right for details.



model 1261-3


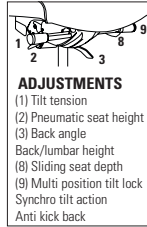


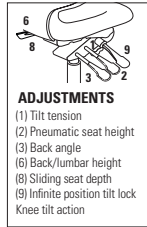


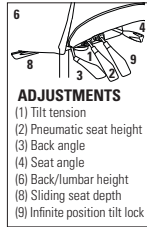



STANDARD FEATURES

- ObusForme Comfort is recommended by chiropractors worldwide.
- Features a new elastomeric back support system that provides impressive comfortable support with no pressure points along the spine.
- Height, width and depth adjustable (**G3**) arms with self-skinned urethane (SSU) arm pads. Armcaps articulate inwards 30°.
- Five prong, injection molded, fiberglass reinforced nylon Black spider base with dual wheel carpet casters (**C65**).
- Standard seat foam is a dual cushion with a soft top layer and firm supportive lower layer.
- Sliding seat depth is standard on all synchro-tilter and multi-tilter models.
- Schukra™ depth adjustable lumbar support for personalized back support and comfort is standard on select models.
- Vari-Width (**WA**) width adjustable arm extensions are standard when chair is ordered with adjustable arms. Allows the arms to move away from the seat by 2" on each side to allow space if desired for broader hip widths.
- Standard with Global's high quality Soft Descent™ pneumatic lift which slowly and gently lowers the seat height of the chair making it easy to obtain the exact seat height you desire.
- All models are shipped partially KD.
- ObusForme Comfort heavy duty models can be found under the Heavy Duty section (page 321).
- Upholstery options: fabric, vinyl or leather. Vinyl and leather models may feature stitch detail across the seat and/or back cushions, if applicable.
- "P" petite seat models have a seat that is 0.75" shallower and 1.5" narrower than the standard seat.
- Petite seats have the same list prices as standard models.

OPTIONAL FEATURES

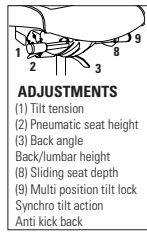
- Seat available in memory foam, please specify (**MF**). Add \$106.
- Polished aluminum base with Black end guards (**B2**) is available, please specify (**ALU**). Add \$131.
- For hard surface flooring casters, please specify (**C65R**). Add \$21.
- For additional arm/caster options, please refer to the Arm and Caster section (page 341). *Optional casters may be priced higher than the standard casters for your chair and the difference will be charged. Lower priced optional casters will not be credited.*

DESCRIPTION	FEATURES	MODEL #	STANDARD TEXTILE GRADES																																			
			1	2	3	4	5	6	7	8	9	10	11	12																								
 <p><b>HB Synchro-Tilter</b> COM: 2.25 YD   2.06 M Unit weight: 58 LB   26.4 KG Carton weight: 67 LB   30.39 KG Carton volume: 11 FT<sup>3</sup>   0.31 M<sup>3</sup></p>	 <p><b>ADJUSTMENTS</b> (1) Tilt tension (2) Pneumatic seat height (3) Back angle Back/lumbar height (8) Sliding seat depth (9) Multi position tilt lock Synchro tilt action Anti kick back</p>	<p>Ergonomic features: A, B, C, D, E, G, H, L, M, N, Q, R, U</p>	<p><b>1240-0</b> 1062 1134 1195 1265 1379 1485 1591 1683 1798 1906 2052 2259  <b>1240P-0</b> Petite seat                      IN W19.5 D16.75-19.75 H16-20   MM W495 D425-502 H406-508</p>																																			
			<p><b>OVERALL DIMENSIONS</b></p> <table border="1"> <tr><th>W</th><th>D</th><th>H</th></tr> <tr><td>IN 26</td><td>25</td><td>48</td></tr> <tr><td>MM 660</td><td>635</td><td>1219</td></tr> </table>			W	D	H	IN 26	25	48	MM 660	635	1219	<p><b>SEAT DIMENSIONS</b></p> <table border="1"> <tr><th>W</th><th>D</th><th>H</th></tr> <tr><td>IN 21</td><td>17.5-20.5</td><td>16-20</td></tr> <tr><td>MM 533</td><td>445-521</td><td>406-508</td></tr> </table>			W	D	H	IN 21	17.5-20.5	16-20	MM 533	445-521	406-508	<p><b>BACK DIMENSIONS</b></p> <table border="1"> <tr><th>W</th><th>H</th></tr> <tr><td>IN 19.5</td><td>27-32.25</td></tr> <tr><td>MM 495</td><td>686-819</td></tr> </table>						W	H	IN 19.5	27-32.25	MM 495	686-819
			W	D	H																																	
IN 26	25	48																																				
MM 660	635	1219																																				
W	D	H																																				
IN 21	17.5-20.5	16-20																																				
MM 533	445-521	406-508																																				
W	H																																					
IN 19.5	27-32.25																																					
MM 495	686-819																																					
<p>RTA 2  1 per carton</p>																																						
 <p><b>HB Knee-Tilter</b> COM: 2.25 YD   2.06 M Unit weight: 58 LB   26.4 KG Carton weight: 67 LB   30.39 KG Carton volume: 11 FT<sup>3</sup>   0.31 M<sup>3</sup></p>	 <p><b>ADJUSTMENTS</b> (1) Tilt tension (2) Pneumatic seat height (3) Back angle (6) Back/lumbar height (8) Sliding seat depth (9) Infinite position tilt lock Knee tilt action</p>	<p>Ergonomic features: A, B, C, D, E, G, H, J, M, N, Q, R, U</p>	<p><b>1240-2</b> 1210 1282 1343 1413 1527 1633 1739 1831 1946 2054 2200 2407</p>																																			
			<p><b>OVERALL DIMENSIONS</b></p> <table border="1"> <tr><th>W</th><th>D</th><th>H</th></tr> <tr><td>IN 26</td><td>25</td><td>48.5</td></tr> <tr><td>MM 660</td><td>635</td><td>1232</td></tr> </table>			W	D	H	IN 26	25	48.5	MM 660	635	1232	<p><b>SEAT DIMENSIONS</b></p> <table border="1"> <tr><th>W</th><th>D</th><th>H</th></tr> <tr><td>IN 21</td><td>17.5-20</td><td>16.5-20.5</td></tr> <tr><td>MM 533</td><td>445-508</td><td>419-521</td></tr> </table>			W	D	H	IN 21	17.5-20	16.5-20.5	MM 533	445-508	419-521	<p><b>BACK DIMENSIONS</b></p> <table border="1"> <tr><th>W</th><th>H</th></tr> <tr><td>IN 19.5</td><td>27-32.25</td></tr> <tr><td>MM 495</td><td>686-819</td></tr> </table>						W	H	IN 19.5	27-32.25	MM 495	686-819
			W	D	H																																	
IN 26	25	48.5																																				
MM 660	635	1232																																				
W	D	H																																				
IN 21	17.5-20	16.5-20.5																																				
MM 533	445-508	419-521																																				
W	H																																					
IN 19.5	27-32.25																																					
MM 495	686-819																																					
<p>RTA 2  1 per carton</p>																																						
 <p><b>HB Multi-Tilter</b> COM: 2.25 YD   2.06 M Unit weight: 60 LB   27.3 KG Carton weight: 69 LB   31.3 KG Carton volume: 11 FT<sup>3</sup>   0.31 M<sup>3</sup></p>	 <p><b>ADJUSTMENTS</b> (1) Tilt tension (2) Pneumatic seat height (3) Back angle (4) Seat angle (6) Back/lumbar height (8) Sliding seat depth (9) Infinite position tilt lock</p>	<p>Ergonomic features: A, B, C, D, E, F, G, H, M, N, Q, R, S, U</p>	<p><b>1240-3</b> 1062 1134 1195 1265 1379 1485 1591 1683 1798 1906 2052 2259  <b>1240P-3</b> Petite seat                      IN W19.5 D16.75-19.75 H16-20   MM W495 D425-502 H406-508</p>																																			
			<p><b>OVERALL DIMENSIONS</b></p> <table border="1"> <tr><th>W</th><th>D</th><th>H</th></tr> <tr><td>IN 26</td><td>25</td><td>48</td></tr> <tr><td>MM 660</td><td>635</td><td>1219</td></tr> </table>			W	D	H	IN 26	25	48	MM 660	635	1219	<p><b>SEAT DIMENSIONS</b></p> <table border="1"> <tr><th>W</th><th>D</th><th>H</th></tr> <tr><td>IN 21</td><td>17.5-20.5</td><td>16-20</td></tr> <tr><td>MM 533</td><td>445-521</td><td>406-508</td></tr> </table>			W	D	H	IN 21	17.5-20.5	16-20	MM 533	445-521	406-508	<p><b>BACK DIMENSIONS</b></p> <table border="1"> <tr><th>W</th><th>H</th></tr> <tr><td>IN 19.5</td><td>27-32.25</td></tr> <tr><td>MM 495</td><td>686-819</td></tr> </table>						W	H	IN 19.5	27-32.25	MM 495	686-819
			W	D	H																																	
IN 26	25	48																																				
MM 660	635	1219																																				
W	D	H																																				
IN 21	17.5-20.5	16-20																																				
MM 533	445-521	406-508																																				
W	H																																					
IN 19.5	27-32.25																																					
MM 495	686-819																																					
<p>RTA 2  1 per carton</p>																																						

**DESCRIPTION      FEATURES      MODEL #      STANDARD TEXTILE GRADES**



**MB Synchro-Tilter**  
COM: 2 YD | 1.83 M  
Unit weight: 60 LB | 27.3 KG  
Carton weight: 69 LB | 31.3 KG  
Carton volume: 10.5 FT<sup>3</sup> | 0.29 MT<sup>3</sup>



Ergonomic features:  
A, B, C, D, E, G, H, L, M, N, Q, R, U

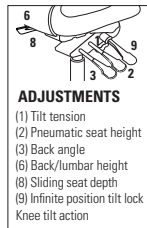
MODEL #	1	2	3	4	5	6	7	8	9	10	11	12
<b>1241-0</b>	1002	1066	1120	1182	1284	1378	1472	1554	1656	1752	1882	2066
<b>1241P-0</b> Petite seat												
IN W19.5 D16.75-19.75 H16-20   MM W495 D425-502 H406-508												

	OVERALL DIMENSIONS			SEAT DIMENSIONS			BACK DIMENSIONS	
	W	D	H	W	D	H	W	H
IN	26	25	44	21	17.5-20.5	16-20	19.5	22-27.25
MM	660	635	1118	533	445-521	406-508	495	559-692

**RTA 2** 1 per carton



**MB Knee-Tilter**  
COM: 2 YD | 1.83 M  
Unit weight: 58 LB | 26.4 KG  
Carton weight: 67 LB | 30.39 KG  
Carton volume: 10.5 FT<sup>3</sup> | 0.29 MT<sup>3</sup>



Ergonomic features:  
A, B, C, D, E, G, H, J, M, N, Q, R, U

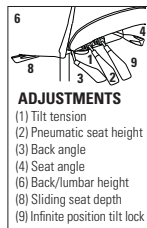
MODEL #	1	2	3	4	5	6	7	8	9	10	11	12
<b>1241-2</b>	1153	1217	1271	1333	1435	1529	1623	1705	1807	1903	2033	2217

	OVERALL DIMENSIONS			SEAT DIMENSIONS			BACK DIMENSIONS	
	W	D	H	W	D	H	W	H
IN	26	25	44.5	21	17.5-20	16.5-20.5	19.5	22-27.25
MM	660	635	1130	533	445-508	419-521	495	559-692

**RTA 2** 1 per carton



**MB Multi-Tilter**  
COM: 2 YD | 1.83 M  
Unit weight: 58 LB | 26.4 KG  
Carton weight: 67 LB | 30.39 KG  
Carton volume: 10.5 FT<sup>3</sup> | 0.29 MT<sup>3</sup>



Ergonomic features:  
A, B, C, D, E, F, G, H, M, N, Q, R, S, U

MODEL #	1	2	3	4	5	6	7	8	9	10	11	12
<b>1241-3</b>	1002	1066	1120	1182	1284	1378	1472	1554	1656	1752	1882	2066
<b>1241P-3</b> Petite seat												
IN W19.5 D16.75-19.75 H16-20   MM W495 D425-502 H406-508												

	OVERALL DIMENSIONS			SEAT DIMENSIONS			BACK DIMENSIONS	
	W	D	H	W	D	H	W	H
IN	26	25	44	21	17.5-20.5	16-20	19.5	22-27.25
MM	660	635	1118	533	445-521	406-508	495	559-692

**RTA 2** 1 per carton



**Armless Chair - Sled Base**  
COM: 1.75 YD | 1.6 M  
Unit weight: 30 LB | 13.6 KG  
Carton weight: 35 LB | 15.88 KG  
Carton volume: 10 FT<sup>3</sup> | 0.28 MT<sup>3</sup>

Base available in Black finish only.

Ergonomic features:  
M, N

MODEL #	1	2	3	4	5	6	7	8	9	10	11	12
<b>1246</b>	576	632	679	734	823	905	987	1059	1148	1232	1346	1507

	OVERALL DIMENSIONS			SEAT DIMENSIONS			BACK DIMENSIONS	
	W	D	H	W	D	H	W	H
IN	21	24	38	21	18	18	20	20.5
MM	533	610	965	533	457	457	508	521

**RTA 1** 1 per carton



**Armchair - Sled Base**  
COM: 1.75 YD | 1.6 M  
Unit weight: 35 LB | 15.9 KG  
Carton weight: 40 LB | 18.14 KG  
Carton volume: 13 FT<sup>3</sup> | 0.36 MT<sup>3</sup>


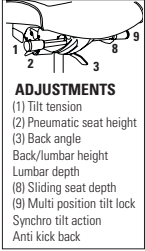


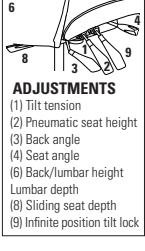


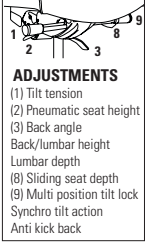


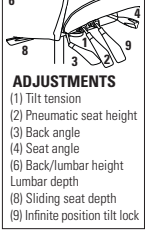

Base available in Black finish only.

Ergonomic features:  
M, N

MODEL #	1	2	3	4	5	6	7	8	9	10	11	12
<b>1247</b>	705	761	808	863	952	1034	1116	1188	1277	1361	1475	1636

	OVERALL DIMENSIONS			SEAT DIMENSIONS			BACK DIMENSIONS	
	W	D	H	W	D	H	W	H
IN	26.5	24	38	21	18	18	20	20.5
MM	673	610	965	533	457	457	508	521

**RTA 1** 1 per carton

DESCRIPTION	FEATURES	MODEL #	STANDARD TEXTILE GRADES																																												
			1	2	3	4	5	6	7	8	9	10	11	12																																	
 <p><b>HB Synchro-Tifter w/Schukra</b> COM: 2.25 YD   2.06 M Unit weight: 58 LB   26.4 KG Carton weight: 67 LB   30.39 KG Carton volume: 11 FT³   0.31 MT³</p>	 <p><b>ADJUSTMENTS</b> (1) Tilt tension (2) Pneumatic seat height (3) Back angle Back/lumbar height Lumbar depth (8) Sliding seat depth (9) Multi position tilt lock Synchro tilt action Anti kick back</p>	<p><b>1260-0</b> 1190 1262 1323 1393 1507 1613 1719 1811 1926 2034 2180 2387 <b>1260P-0</b> Petite seat IN W19.5 D16.75-19.75 H16-20   MM W495 D425-502 H406-508</p>																																													
			<p><b>OVERALL DIMENSIONS</b></p> <table border="1"> <thead> <tr> <th>W</th><th>D</th><th>H</th> <th colspan="3"><b>SEAT DIMENSIONS</b></th> <th colspan="3"><b>BACK DIMENSIONS</b></th> </tr> <tr> <th>W</th><th>D</th><th>H</th> <th>W</th><th>D</th><th>H</th> <th>W</th><th>H</th> </tr> </thead> <tbody> <tr> <td>IN 26</td><td>25</td><td>48</td> <td>21</td><td>17.5-20.5</td><td>16-20</td> <td>19.5</td><td>27-32.25</td> </tr> <tr> <td>MM 660</td><td>635</td><td>1219</td> <td>533</td><td>445-521</td><td>406-508</td> <td>495</td><td>686-819</td> </tr> </tbody> </table>			W	D	H	<b>SEAT DIMENSIONS</b>			<b>BACK DIMENSIONS</b>			W	D	H	W	D	H	W	H	IN 26	25	48	21	17.5-20.5	16-20	19.5	27-32.25	MM 660	635	1219	533	445-521	406-508	495	686-819	<p><b>RTA 2</b>  1 per carton</p>								
W	D	H	<b>SEAT DIMENSIONS</b>			<b>BACK DIMENSIONS</b>																																									
W	D	H	W	D	H	W	H																																								
IN 26	25	48	21	17.5-20.5	16-20	19.5	27-32.25																																								
MM 660	635	1219	533	445-521	406-508	495	686-819																																								
 <p><b>HB Multi-Tifter w/Schukra</b> COM: 2.25 YD   2.06 M Unit weight: 60 LB   27.3 KG Carton weight: 69 LB   31.3 KG Carton volume: 11 FT³   0.31 MT³</p>	 <p><b>ADJUSTMENTS</b> (1) Tilt tension (2) Pneumatic seat height (3) Back angle (4) Seat angle (6) Back/lumbar height Lumbar depth (8) Sliding seat depth (9) Infinite position tilt lock</p>	<p><b>1260-3</b> 1190 1262 1323 1393 1507 1613 1719 1811 1926 2034 2180 2387 <b>1260P-3</b> Petite seat IN W19.5 D16.75-19.75 H16-20   MM W495 D425-502 H406-508</p>																																													
			<p><b>OVERALL DIMENSIONS</b></p> <table border="1"> <thead> <tr> <th>W</th><th>D</th><th>H</th> <th colspan="3"><b>SEAT DIMENSIONS</b></th> <th colspan="3"><b>BACK DIMENSIONS</b></th> </tr> <tr> <th>W</th><th>D</th><th>H</th> <th>W</th><th>D</th><th>H</th> <th>W</th><th>H</th> </tr> </thead> <tbody> <tr> <td>IN 26</td><td>25</td><td>48</td> <td>21</td><td>17.5-20.5</td><td>16-20</td> <td>19.5</td><td>27-32.25</td> </tr> <tr> <td>MM 660</td><td>635</td><td>1219</td> <td>533</td><td>445-521</td><td>406-508</td> <td>495</td><td>686-819</td> </tr> </tbody> </table>			W	D	H	<b>SEAT DIMENSIONS</b>			<b>BACK DIMENSIONS</b>			W	D	H	W	D	H	W	H	IN 26	25	48	21	17.5-20.5	16-20	19.5	27-32.25	MM 660	635	1219	533	445-521	406-508	495	686-819	<p><b>RTA 2</b>  1 per carton</p>								
W	D	H	<b>SEAT DIMENSIONS</b>			<b>BACK DIMENSIONS</b>																																									
W	D	H	W	D	H	W	H																																								
IN 26	25	48	21	17.5-20.5	16-20	19.5	27-32.25																																								
MM 660	635	1219	533	445-521	406-508	495	686-819																																								
 <p><b>MB Synchro-Tifter w/Schukra</b> COM: 2 YD   1.83 M Unit weight: 56 LB   25.5 KG Carton weight: 65 LB   29.48 KG Carton volume: 10.5 FT³   0.29 MT³</p>	 <p><b>ADJUSTMENTS</b> (1) Tilt tension (2) Pneumatic seat height (3) Back angle Back/lumbar height Lumbar depth (8) Sliding seat depth (9) Multi position tilt lock Synchro tilt action Anti kick back</p>	<p><b>1261-0</b> 1129 1193 1247 1309 1411 1505 1599 1681 1783 1879 2009 2193 <b>1261P-0</b> Petite seat IN W19.5 D16.75-19.75 H16-20   MM W495 D425-502 H406-508</p>																																													
			<p><b>OVERALL DIMENSIONS</b></p> <table border="1"> <thead> <tr> <th>W</th><th>D</th><th>H</th> <th colspan="3"><b>SEAT DIMENSIONS</b></th> <th colspan="3"><b>BACK DIMENSIONS</b></th> </tr> <tr> <th>W</th><th>D</th><th>H</th> <th>W</th><th>D</th><th>H</th> <th>W</th><th>H</th> </tr> </thead> <tbody> <tr> <td>IN 26</td><td>25</td><td>44</td> <td>21</td><td>17.5-20.5</td><td>16-20</td> <td>19.5</td><td>22-27.25</td> </tr> <tr> <td>MM 660</td><td>635</td><td>1118</td> <td>533</td><td>445-521</td><td>406-508</td> <td>495</td><td>559-692</td> </tr> </tbody> </table>			W	D	H	<b>SEAT DIMENSIONS</b>			<b>BACK DIMENSIONS</b>			W	D	H	W	D	H	W	H	IN 26	25	44	21	17.5-20.5	16-20	19.5	22-27.25	MM 660	635	1118	533	445-521	406-508	495	559-692	<p><b>RTA 2</b>  1 per carton</p>								
W	D	H	<b>SEAT DIMENSIONS</b>			<b>BACK DIMENSIONS</b>																																									
W	D	H	W	D	H	W	H																																								
IN 26	25	44	21	17.5-20.5	16-20	19.5	22-27.25																																								
MM 660	635	1118	533	445-521	406-508	495	559-692																																								
 <p><b>MB Multi-Tifter w/Schukra</b> COM: 2 YD   1.83 M Unit weight: 58 LB   26.4 KG Carton weight: 67 LB   30.39 KG Carton volume: 10.5 FT³   0.29 MT³</p>	 <p><b>ADJUSTMENTS</b> (1) Tilt tension (2) Pneumatic seat height (3) Back angle (4) Seat angle (6) Back/lumbar height Lumbar depth (8) Sliding seat depth (9) Infinite position tilt lock</p>	<p><b>1261-3</b> 1129 1193 1247 1309 1411 1505 1599 1681 1783 1879 2009 2193 <b>1261P-3</b> Petite seat IN W19.5 D16.75-19.75 H16-20   MM W495 D425-502 H406-508</p>																																													
			<p><b>OVERALL DIMENSIONS</b></p> <table border="1"> <thead> <tr> <th>W</th><th>D</th><th>H</th> <th colspan="3"><b>SEAT DIMENSIONS</b></th> <th colspan="3"><b>BACK DIMENSIONS</b></th> </tr> <tr> <th>W</th><th>D</th><th>H</th> <th>W</th><th>D</th><th>H</th> <th>W</th><th>H</th> </tr> </thead> <tbody> <tr> <td>IN 26</td><td>25</td><td>44</td> <td>21</td><td>17.5-20.5</td><td>16-20</td> <td>19.5</td><td>22-27.25</td> </tr> <tr> <td>MM 660</td><td>635</td><td>1118</td> <td>533</td><td>445-521</td><td>406-508</td> <td>495</td><td>559-692</td> </tr> </tbody> </table>			W	D	H	<b>SEAT DIMENSIONS</b>			<b>BACK DIMENSIONS</b>			W	D	H	W	D	H	W	H	IN 26	25	44	21	17.5-20.5	16-20	19.5	22-27.25	MM 660	635	1118	533	445-521	406-508	495	559-692	<p><b>RTA 2</b>  1 per carton</p>								
W	D	H	<b>SEAT DIMENSIONS</b>			<b>BACK DIMENSIONS</b>																																									
W	D	H	W	D	H	W	H																																								
IN 26	25	44	21	17.5-20.5	16-20	19.5	22-27.25																																								
MM 660	635	1118	533	445-521	406-508	495	559-692																																								

**PREFER**



model 8458NA









model 8459









**STANDARD FEATURES**

- A sleek and comfortable multi-purpose chair beautifully suited for conference, collaboration and training environments. Designed by Norbert Geelen.
- Swivel tilt function with no visible levers or mechanisms.
- Standard with Asphalt or Alabaster frame and base, armless or with fixed arms.
- Integrated seat height adjustment lever is intuitive and easy to use.
- Dual wheel carpet casters are standard. Black (**C82**) casters standard on Asphalt base models. Fog Grey (**8F**) casters standard on Alabaster base models.
- Upholstery options: fabric, vinyl or leather. Vinyl and leather models may feature stitch detail across the seat and/or back cushions, if applicable.

**OPTIONAL FEATURES**

- Dimension Mesh is available in Berry (DBE), Black (DBK), Chalk (DCL), Charcoal (DCH), Citrus (DCT), Cobalt (DCO), Fog (DST), Pool Blue (DPB), Sand (DSD) and Shadow (DGM).
- Polished aluminum (**AL**) base is available on Asphalt and Alabaster frames. Add \$175.
- Polished aluminum (**AO**) arms are available on Asphalt and Alabaster fixed arm models. Add \$151
- For Asphalt base on Alabaster frame, please specify (**BK**). No upcharge.
- For Alabaster base on Asphalt frame, please specify (**AE**). Add \$35.
- For hard surface Black glides, please specify (**HG**). Add \$49.
- For hard surface flooring casters, please specify (**8R**) for Black and (**2F**) for Fog. Add \$21.

DESCRIPTION	FEATURES	MODEL #	STANDARD TEXTILE GRADES														
			1	2	3	4	5	6	7	8	9	10	11	12			
 <p><b>MB Tilter Chair - Asphalt Base/Frame</b> COM: 1 YD   0.91 M Unit weight: 26 LB   11.8 KG Carton weight: 33 LB   14.97 KG Carton volume: 9.5 FT<sup>3</sup>   0.26 MT<sup>3</sup></p>	Ergonomic features: C, M	<b>RTA 1</b>  1 per carton	8458	1163	1195	1222	1253	1304	1351	1398	1439	1490	1538	1603	1695		
			<b>OVERALL DIMENSIONS</b>			<b>SEAT DIMENSIONS</b>			<b>BACK DIMENSIONS</b>								
			<b>W</b>	<b>D</b>	<b>H</b>	<b>W</b>	<b>D</b>	<b>H</b>	<b>W</b>	<b>H</b>							
			IN 25.5	24	39	19.75	18.5	18-22	20	19							
			MM 648	610	991	502	470	457-559	508	483							
 <p><b>Armless MB Tilter Chair - Asphalt Base/Frame</b> COM: 1 YD   0.91 M Unit weight: 25 LB   11.4 KG Carton weight: 32 LB   14.51 KG Carton volume: 9.5 FT<sup>3</sup>   0.26 MT<sup>3</sup></p>	Ergonomic features: C, M	<b>RTA 1</b>  1 per carton	8458NA	1059	1091	1118	1149	1200	1247	1294	1335	1386	1434	1499	1591		
			<b>OVERALL DIMENSIONS</b>			<b>SEAT DIMENSIONS</b>			<b>BACK DIMENSIONS</b>								
			<b>W</b>	<b>D</b>	<b>H</b>	<b>W</b>	<b>D</b>	<b>H</b>	<b>W</b>	<b>H</b>							
			IN 22.5	24	39	19.75	18.5	18-22	20	19							
			MM 572	610	991	502	470	457-559	508	483							
 <p><b>Height Adjustable Stool - Asphalt Base/Frame</b> COM: 1 YD   0.91 M Unit weight: 31 LB   14.1 KG Carton weight: 38 LB   17.24 KG Carton volume: 9.5 FT<sup>3</sup>   0.26 MT<sup>3</sup></p>	Ergonomic features: C, M	<b>RTA 1</b>  1 per carton	8458S	1340	1372	1399	1430	1481	1528	1575	1616	1667	1715	1780	1872		
			<b>OVERALL DIMENSIONS</b>			<b>SEAT DIMENSIONS</b>			<b>BACK DIMENSIONS</b>								
			<b>W</b>	<b>D</b>	<b>H</b>	<b>W</b>	<b>D</b>	<b>H</b>	<b>W</b>	<b>H</b>							
			IN 25.5	24	46.25	19.75	18.5	23.5-31.5	20	19							
			MM 648	610	1175	502	470	597-800	508	483							
 <p><b>Armless Height Adjustable Stool - Asphalt Base/Frame</b> COM: 1 YD   0.91 M Unit weight: 30 LB   13.6 KG Carton weight: 37 LB   16.78 KG Carton volume: 9.5 FT<sup>3</sup>   0.26 MT<sup>3</sup></p>	Ergonomic features: C, M	<b>RTA 1</b>  1 per carton	8458NAS	1238	1270	1297	1328	1379	1426	1473	1514	1565	1613	1678	1770		
			<b>OVERALL DIMENSIONS</b>			<b>SEAT DIMENSIONS</b>			<b>BACK DIMENSIONS</b>								
			<b>W</b>	<b>D</b>	<b>H</b>	<b>W</b>	<b>D</b>	<b>H</b>	<b>W</b>	<b>H</b>							
			IN 22.5	24	46.25	19.75	18.5	23.5-31.5	20	19							
			MM 572	610	1175	502	470	597-800	508	483							

DESCRIPTION	FEATURES	MODEL #	STANDARD TEXTILE GRADES														
			1	2	3	4	5	6	7	8	9	10	11	12			
 <b>MB Tilter Chair - Alabaster Base/Frame</b> COM: 1 YD   0.91 M Unit weight: 26 LB   11.8 KG Carton weight: 33 LB   14.97 KG Carton volume: 9.5 FT³   0.26 MT³	Ergonomic features: C, M	<b>RTA 1</b>  1 per carton	8459	1196	1228	1255	1286	1337	1384	1431	1472	1523	1571	1636	1728		
			<b>OVERALL DIMENSIONS</b>			<b>SEAT DIMENSIONS</b>			<b>BACK DIMENSIONS</b>								
			W	D	H	W	D	H	W	H							
			IN 25.5 MM 648	24 610	39 991	19.75 502	18.5 470	18-22 457-559	20 508	19 483							
 <b>Armless MB Tilter Chair - Alabaster Base/Frame</b> COM: 1 YD   0.91 M Unit weight: 25 LB   11.4 KG Carton weight: 32 LB   14.51 KG Carton volume: 9.5 FT³   0.26 MT³	Ergonomic features: C, M	<b>RTA 1</b>  1 per carton	8459NA	1094	1126	1153	1184	1235	1282	1329	1370	1421	1469	1534	1626		
			<b>OVERALL DIMENSIONS</b>			<b>SEAT DIMENSIONS</b>			<b>BACK DIMENSIONS</b>								
			W	D	H	W	D	H	W	H							
			IN 22.5 MM 572	24 610	39 991	19.75 502	18.5 470	18-22 457-559	20 508	19 483							
 <b>Height Adjustable Stool - Alabaster Base/Frame</b> COM: 1 YD   0.91 M Unit weight: 31 LB   14.1 KG Carton weight: 38 LB   17.24 KG Carton volume: 9.5 FT³   0.26 MT³	Ergonomic features: C, M	<b>RTA 1</b>  1 per carton	8459S	1374	1406	1433	1464	1515	1562	1609	1650	1701	1749	1814	1906		
			<b>OVERALL DIMENSIONS</b>			<b>SEAT DIMENSIONS</b>			<b>BACK DIMENSIONS</b>								
			W	D	H	W	D	H	W	H							
			IN 25.5 MM 648	24 610	46.25 1175	19.75 502	18.5 470	23.5-31.5 597-800	20 508	19 483							
 <b>Armless Height Adjustable Stool - Alabaster Base/Frame</b> COM: 1 YD   0.91 M Unit weight: 30 LB   13.6 KG Carton weight: 37 LB   16.78 KG Carton volume: 9.5 FT³   0.26 MT³	Ergonomic features: C, M	<b>RTA 1</b>  1 per carton	8459NAS	1271	1303	1330	1361	1412	1459	1506	1547	1598	1646	1711	1803		
			<b>OVERALL DIMENSIONS</b>			<b>SEAT DIMENSIONS</b>			<b>BACK DIMENSIONS</b>								
			W	D	H	W	D	H	W	H							
			IN 22.5 MM 572	24 610	46.25 1175	19.75 502	18.5 470	23.5-31.5 597-800	20 508	19 483							

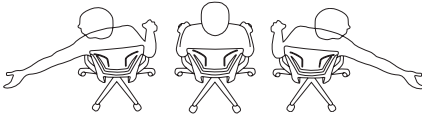
ROMA



**Optional RA Arms**  
See right for details.

model 1906

model 1908



The polypropylene medium back and the upholstered medium back feature a flexible back construction that provides support, proper spinal alignment and comfort when moving or reaching in a seated position.

Roma Nesting Chairs



For Roma nesting chairs, please see page 170.

STANDARD FEATURES

- Flexible, elegant and affordable, Roma offers a family of seating with simple clean lines.
- Roma features an exclusive chair control mechanism which allows the chair back and arms to recline together while the chair seat moves just enough to ensure comfort.
- The series includes nesting chairs, task seating and stools, with and without arms.
- Four back versions are available: mesh, upholstered, flexible polypropylene or honeycomb polypropylene.
- Flexible polypropylene back chair features a built in lumbar support designed to move as you move and is available exclusively in Black.
- The task chair upholstered back features a removable cover for on-site replacement and cleaning.
- Fixed arms are durable fiberglass reinforced nylon, fixed height. Standard with soft, durable, self-skinned urethane (SSU) armcaps that are warm to the touch.
- Standard with Global's high quality Soft Descent™ pneumatic lift which slowly and gently lowers the seat height of the chair making it easy to obtain the exact seat height you desire.
- Task chairs and stools are standard with a five prong, injection molded, fiberglass reinforced nylon Black spider base with dual wheel carpet casters (C1).
- Upholstery options: fabric, vinyl or leather. Vinyl and leather models may feature stitch detail across the seat and/or back cushions, if applicable.

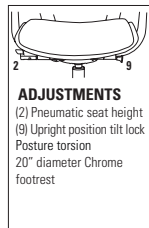
OPTIONAL FEATURES

- Breathable mesh back is available in six colors: Autumn Orange (AO), Fall Burgundy (FB), Midnight Black (MB), Spring Green (SG), Summer Blue (SB) and Winter Grey (WG).
- Optional polished aluminum base is available, please specify (ALU). Add \$131.
- A height adjustable arm with a self-skinned urethane (SSU) arm pad is optionally available for task seating, please specify (RA). Add \$62.
- For hard surface flooring casters, please specify (CSR). Add \$21.
- For additional caster options, please refer to the Arm and Caster section (page 335). *Optional casters may be priced higher than the standard casters for your chair and the difference will be charged. Lower priced optional casters will not be credited.*

DESCRIPTION FEATURES MODEL # STANDARD TEXTILE GRADES



**Mesh MB - Armless Stool**  
COM: 1 YD | 0.91 M  
Unit weight: 36 LB | 16.4 KG  
Carton weight: 43 LB | 19.5 KG  
Carton volume: 10.5 FT³ | 0.29 MT³



Ergonomic features:  
B, C, G, M, N

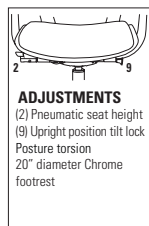
MODEL #	1	2	3	4	5	6	7	8	9	10	11	12
1871	827	859	886	917	968	1015	1062	1103	1154	1202	1267	1359

	OVERALL DIMENSIONS			SEAT DIMENSIONS			BACK DIMENSIONS	
	W	D	H	W	D	H	W	H
IN	19.5	23.5	48	19.5	18	24.5-34.5	18.5	19
MM	495	597	1219	495	457	622-876	470	483

RTA 2 1 per carton



**Polypropylene MB - Armless Stool**  
COM: 1 YD | 0.91 M  
Unit weight: 36 LB | 16.4 KG  
Carton weight: 43 LB | 19.5 KG  
Carton volume: 10.5 FT³ | 0.29 MT³




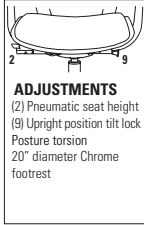


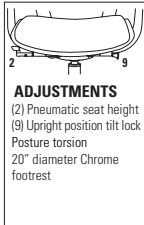


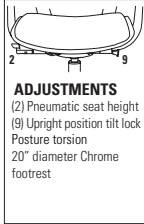


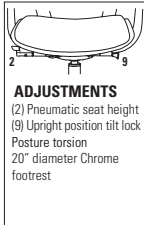


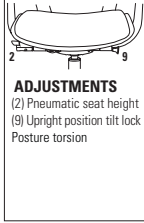

Ergonomic features:  
B, C, G, M, N

MODEL #	1	2	3	4	5	6	7	8	9	10	11	12
1872	827	859	886	917	968	1015	1062	1103	1154	1202	1267	1359


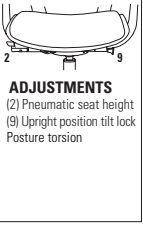


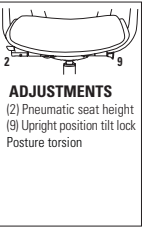


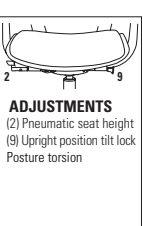


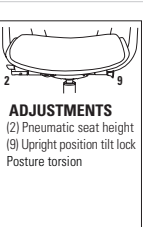


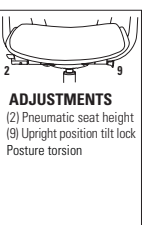

	OVERALL DIMENSIONS			SEAT DIMENSIONS			BACK DIMENSIONS	
	W	D	H	W	D	H	W	H
IN	19.5	23.5	48	19.5	18	24.5-34.5	18.5	19
MM	495	597	1219	495	457	622-876	470	483


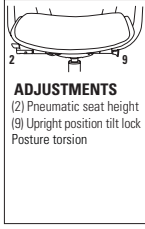


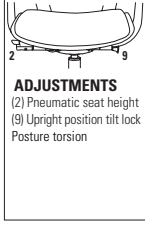



RTA 2 1 per carton



DESCRIPTION	FEATURES	MODEL #	STANDARD TEXTILE GRADES												
			1	2	3	4	5	6	7	8	9	10	11	12	
 <p><b>Honeycomb MB - Armless Stool</b> COM: 1 YD   0.91 M Unit weight: 36 LB   16.4 KG Carton weight: 43 LB   19.5 KG Carton volume: 10.5 FT³   0.29 MT³</p>	 <p><b>ADJUSTMENTS</b> (2) Pneumatic seat height (9) Upright position tilt lock Posture torsion 20" diameter Chrome footrest</p>	<p>Ergonomic features: B, C, G, M, N</p>	<b>1874</b>	857	889	916	947	998	1045	1092	1133	1184	1232	1297	1389
			<b>OVERALL DIMENSIONS</b>			<b>SEAT DIMENSIONS</b>			<b>BACK DIMENSIONS</b>						
			<b>W</b>	<b>D</b>	<b>H</b>	<b>W</b>	<b>D</b>	<b>H</b>	<b>W</b>		<b>H</b>				
			IN 19.5	23.5	48	19.5	18	24.5-34.5	18.5		19				
			MM 495	597	1219	495	457	622-876	470		483				
			<b>RTA 2</b>		1 per carton										
 <p><b>Mesh MB - Stool</b> COM: 1 YD   0.91 M Unit weight: 42 LB   19.1 KG Carton weight: 50 LB   22.68 KG Carton volume: 10.5 FT³   0.29 MT³</p>	 <p><b>ADJUSTMENTS</b> (2) Pneumatic seat height (9) Upright position tilt lock Posture torsion 20" diameter Chrome footrest</p>	<p>Ergonomic features: B, C, G, M, N</p>	<b>1876</b>	908	940	967	998	1049	1096	1143	1184	1235	1283	1348	1440
			<b>OVERALL DIMENSIONS</b>			<b>SEAT DIMENSIONS</b>			<b>BACK DIMENSIONS</b>						
			<b>W</b>	<b>D</b>	<b>H</b>	<b>W</b>	<b>D</b>	<b>H</b>	<b>W</b>		<b>H</b>				
			IN 25.5	23.5	48	19.5	18	24.5-34.5	18.5		19				
			MM 648	597	1219	495	457	622-876	470		483				
			<b>RTA 2</b>		1 per carton										
 <p><b>Polypropylene MB - Stool</b> COM: 1 YD   1.6 M Unit weight: 42 LB   19.1 KG Carton weight: 50 LB   22.68 KG Carton volume: 10.5 FT³   0.29 MT³</p>	 <p><b>ADJUSTMENTS</b> (2) Pneumatic seat height (9) Upright position tilt lock Posture torsion 20" diameter Chrome footrest</p>	<p>Ergonomic features: B, C, G, M, N</p>	<b>1877</b>	908	940	967	998	1049	1096	1143	1184	1235	1283	1348	1440
			<b>OVERALL DIMENSIONS</b>			<b>SEAT DIMENSIONS</b>			<b>BACK DIMENSIONS</b>						
			<b>W</b>	<b>D</b>	<b>H</b>	<b>W</b>	<b>D</b>	<b>H</b>	<b>W</b>		<b>H</b>				
			IN 25.5	23.5	48	19.5	18	24.5-34.5	18.5		19				
			MM 648	597	1219	495	457	622-876	470		483				
			<b>RTA 2</b>		1 per carton										
 <p><b>Honeycomb MB - Stool</b> COM: 1 YD   0.91 M Unit weight: 42 LB   19.1 KG Carton weight: 50 LB   22.68 KG Carton volume: 10.5 FT³   0.29 MT³</p>	 <p><b>ADJUSTMENTS</b> (2) Pneumatic seat height (9) Upright position tilt lock Posture torsion 20" diameter Chrome footrest</p>	<p>Ergonomic features: B, C, G, M, N</p>	<b>1879</b>	938	970	997	1028	1079	1126	1173	1214	1265	1313	1378	1470
			<b>OVERALL DIMENSIONS</b>			<b>SEAT DIMENSIONS</b>			<b>BACK DIMENSIONS</b>						
			<b>W</b>	<b>D</b>	<b>H</b>	<b>W</b>	<b>D</b>	<b>H</b>	<b>W</b>		<b>H</b>				
			IN 25.5	23.5	48	19.5	18	24.5-34.5	18.5		19				
			MM 648	597	1219	495	457	622-876	470		483				
			<b>RTA 2</b>		1 per carton										
 <p><b>Honeycomb MB - Armless</b> COM: 1 YD   0.91 M Unit weight: 31 LB   14.1 KG Carton weight: 38 LB   17.24 KG Carton volume: 10.5 FT³   0.29 MT³</p>	 <p><b>ADJUSTMENTS</b> (2) Pneumatic seat height (9) Upright position tilt lock Posture torsion</p>	<p>Ergonomic features: B, C, G, M, N</p>	<b>1896</b>	749	781	808	839	890	937	984	1025	1076	1124	1189	1281
			<b>OVERALL DIMENSIONS</b>			<b>SEAT DIMENSIONS</b>			<b>BACK DIMENSIONS</b>						
			<b>W</b>	<b>D</b>	<b>H</b>	<b>W</b>	<b>D</b>	<b>H</b>	<b>W</b>		<b>H</b>				
			IN 19.5	23.5	38	19.5	18	15-19	18.5		19				
			MM 495	597	965	495	457	381-483	470		483				
			<b>RTA 2</b>		1 per carton										



DESCRIPTION	FEATURES	MODEL #	STANDARD TEXTILE GRADES																																								
			1	2	3	4	5	6	7	8	9	10	11	12																													
 <p><b>Honeycomb MB - w/Arms</b> COM: 1 YD   0.91 M Unit weight: 37 LB   16.8 KG Carton weight: 45 LB   20.41 KG Carton volume: 10.5 FT³   0.29 MT³</p>	 <p><b>ADJUSTMENTS</b> (2) Pneumatic seat height (9) Upright position tilt lock Posture torsion</p>	<p>Ergonomic features: B, C, G, M, N</p>	<table border="1"> <tr> <td><b>1897</b></td> <td>828</td> <td>860</td> <td>887</td> <td>918</td> <td>969</td> <td>1016</td> <td>1063</td> <td>1104</td> <td>1155</td> <td>1203</td> <td>1268</td> <td>1360</td> </tr> </table>												<b>1897</b>	828	860	887	918	969	1016	1063	1104	1155	1203	1268	1360																
			<b>1897</b>	828	860	887	918	969	1016	1063	1104	1155	1203	1268	1360																												
			<table border="1"> <thead> <tr> <th rowspan="2"></th> <th colspan="3">OVERALL DIMENSIONS</th> <th colspan="3">SEAT DIMENSIONS</th> <th colspan="2">BACK DIMENSIONS</th> </tr> <tr> <th>W</th> <th>D</th> <th>H</th> <th>W</th> <th>D</th> <th>H</th> <th>W</th> <th>H</th> </tr> </thead> <tbody> <tr> <td>IN</td> <td>25.5</td> <td>23.5</td> <td>38</td> <td>19.5</td> <td>18</td> <td>15-19</td> <td>18.5</td> <td>19</td> </tr> <tr> <td>MM</td> <td>648</td> <td>597</td> <td>965</td> <td>495</td> <td>457</td> <td>381-483</td> <td>470</td> <td>483</td> </tr> </tbody> </table>				OVERALL DIMENSIONS			SEAT DIMENSIONS			BACK DIMENSIONS		W	D	H	W	D	H	W	H	IN	25.5	23.5	38	19.5	18	15-19	18.5	19	MM	648	597	965	495	457	381-483	470	483	<p><b>RTA 2</b>  1 per carton</p>		
				OVERALL DIMENSIONS			SEAT DIMENSIONS			BACK DIMENSIONS																																	
W	D	H		W	D	H	W	H																																			
IN	25.5	23.5	38	19.5	18	15-19	18.5	19																																			
MM	648	597	965	495	457	381-483	470	483																																			
 <p><b>Mesh MB - Armless</b> COM: 1 YD   0.91 M Unit weight: 31 LB   14.1 KG Carton weight: 38 LB   17.24 KG Carton volume: 10.5 FT³   0.29 MT³</p>	 <p><b>ADJUSTMENTS</b> (2) Pneumatic seat height (9) Upright position tilt lock Posture torsion</p>	<p>Ergonomic features: B, C, G, M, N</p>	<table border="1"> <tr> <td><b>1901</b></td> <td>716</td> <td>748</td> <td>775</td> <td>806</td> <td>857</td> <td>904</td> <td>951</td> <td>992</td> <td>1043</td> <td>1091</td> <td>1156</td> <td>1248</td> </tr> </table>												<b>1901</b>	716	748	775	806	857	904	951	992	1043	1091	1156	1248																
			<b>1901</b>	716	748	775	806	857	904	951	992	1043	1091	1156	1248																												
			<table border="1"> <thead> <tr> <th rowspan="2"></th> <th colspan="3">OVERALL DIMENSIONS</th> <th colspan="3">SEAT DIMENSIONS</th> <th colspan="2">BACK DIMENSIONS</th> </tr> <tr> <th>W</th> <th>D</th> <th>H</th> <th>W</th> <th>D</th> <th>H</th> <th>W</th> <th>H</th> </tr> </thead> <tbody> <tr> <td>IN</td> <td>19.5</td> <td>23.5</td> <td>36.25</td> <td>19.5</td> <td>18</td> <td>15-19</td> <td>18.5</td> <td>19</td> </tr> <tr> <td>MM</td> <td>495</td> <td>597</td> <td>921</td> <td>495</td> <td>457</td> <td>381-483</td> <td>470</td> <td>483</td> </tr> </tbody> </table>				OVERALL DIMENSIONS			SEAT DIMENSIONS			BACK DIMENSIONS		W	D	H	W	D	H	W	H	IN	19.5	23.5	36.25	19.5	18	15-19	18.5	19	MM	495	597	921	495	457	381-483	470	483	<p><b>RTA 2</b>  1 per carton</p>		
				OVERALL DIMENSIONS			SEAT DIMENSIONS			BACK DIMENSIONS																																	
W	D	H		W	D	H	W	H																																			
IN	19.5	23.5	36.25	19.5	18	15-19	18.5	19																																			
MM	495	597	921	495	457	381-483	470	483																																			
 <p><b>Polypropylene MB - Armless</b> COM: 1 YD   0.91 M Unit weight: 31 LB   14.1 KG Carton weight: 38 LB   17.24 KG Carton volume: 10.5 FT³   0.29 MT³</p>	 <p><b>ADJUSTMENTS</b> (2) Pneumatic seat height (9) Upright position tilt lock Posture torsion</p>	<p>Ergonomic features: B, C, G, M, N</p>	<table border="1"> <tr> <td><b>1902</b></td> <td>716</td> <td>748</td> <td>775</td> <td>806</td> <td>857</td> <td>904</td> <td>951</td> <td>992</td> <td>1043</td> <td>1091</td> <td>1156</td> <td>1248</td> </tr> </table>												<b>1902</b>	716	748	775	806	857	904	951	992	1043	1091	1156	1248																
			<b>1902</b>	716	748	775	806	857	904	951	992	1043	1091	1156	1248																												
			<table border="1"> <thead> <tr> <th rowspan="2"></th> <th colspan="3">OVERALL DIMENSIONS</th> <th colspan="3">SEAT DIMENSIONS</th> <th colspan="2">BACK DIMENSIONS</th> </tr> <tr> <th>W</th> <th>D</th> <th>H</th> <th>W</th> <th>D</th> <th>H</th> <th>W</th> <th>H</th> </tr> </thead> <tbody> <tr> <td>IN</td> <td>19.5</td> <td>23.5</td> <td>36.25</td> <td>19.5</td> <td>18</td> <td>15-19</td> <td>18.5</td> <td>19</td> </tr> <tr> <td>MM</td> <td>495</td> <td>597</td> <td>921</td> <td>495</td> <td>457</td> <td>381-483</td> <td>470</td> <td>483</td> </tr> </tbody> </table>				OVERALL DIMENSIONS			SEAT DIMENSIONS			BACK DIMENSIONS		W	D	H	W	D	H	W	H	IN	19.5	23.5	36.25	19.5	18	15-19	18.5	19	MM	495	597	921	495	457	381-483	470	483	<p><b>RTA 2</b>  1 per carton</p>		
				OVERALL DIMENSIONS			SEAT DIMENSIONS			BACK DIMENSIONS																																	
W	D	H		W	D	H	W	H																																			
IN	19.5	23.5	36.25	19.5	18	15-19	18.5	19																																			
MM	495	597	921	495	457	381-483	470	483																																			
 <p><b>Upholstered MB - Armless</b> COM: 1.75 YD   1.6 M Unit weight: 31 LB   14.1 KG Carton weight: 38 LB   17.24 KG Carton volume: 10.5 FT³   0.29 MT³</p>	 <p><b>ADJUSTMENTS</b> (2) Pneumatic seat height (9) Upright position tilt lock Posture torsion</p>	<p>Ergonomic features: B, C, G, M, N</p>	<table border="1"> <tr> <td><b>1903</b></td> <td>799</td> <td>855</td> <td>902</td> <td>957</td> <td>1046</td> <td>1128</td> <td>1210</td> <td>1282</td> <td>1371</td> <td>1455</td> <td>1569</td> <td>1730</td> </tr> </table>												<b>1903</b>	799	855	902	957	1046	1128	1210	1282	1371	1455	1569	1730																
			<b>1903</b>	799	855	902	957	1046	1128	1210	1282	1371	1455	1569	1730																												
			<table border="1"> <thead> <tr> <th rowspan="2"></th> <th colspan="3">OVERALL DIMENSIONS</th> <th colspan="3">SEAT DIMENSIONS</th> <th colspan="2">BACK DIMENSIONS</th> </tr> <tr> <th>W</th> <th>D</th> <th>H</th> <th>W</th> <th>D</th> <th>H</th> <th>W</th> <th>H</th> </tr> </thead> <tbody> <tr> <td>IN</td> <td>19.5</td> <td>23.5</td> <td>36.25</td> <td>19.5</td> <td>18</td> <td>15-19</td> <td>18.5</td> <td>19</td> </tr> <tr> <td>MM</td> <td>495</td> <td>597</td> <td>921</td> <td>495</td> <td>457</td> <td>381-483</td> <td>470</td> <td>483</td> </tr> </tbody> </table>				OVERALL DIMENSIONS			SEAT DIMENSIONS			BACK DIMENSIONS		W	D	H	W	D	H	W	H	IN	19.5	23.5	36.25	19.5	18	15-19	18.5	19	MM	495	597	921	495	457	381-483	470	483	<p><b>RTA 2</b>  1 per carton</p>		
				OVERALL DIMENSIONS			SEAT DIMENSIONS			BACK DIMENSIONS																																	
W	D	H		W	D	H	W	H																																			
IN	19.5	23.5	36.25	19.5	18	15-19	18.5	19																																			
MM	495	597	921	495	457	381-483	470	483																																			
 <p><b>Mesh MB - w/Arms</b> COM: 1 YD   0.91 M Unit weight: 37 LB   16.8 KG Carton weight: 45 LB   20.41 KG Carton volume: 10.5 FT³   0.29 MT³</p>	 <p><b>ADJUSTMENTS</b> (2) Pneumatic seat height (9) Upright position tilt lock Posture torsion</p>	<p>Ergonomic features: B, C, G, M, N</p>	<table border="1"> <tr> <td><b>1906</b></td> <td>799</td> <td>831</td> <td>858</td> <td>889</td> <td>940</td> <td>987</td> <td>1034</td> <td>1075</td> <td>1126</td> <td>1174</td> <td>1239</td> <td>1331</td> </tr> </table>												<b>1906</b>	799	831	858	889	940	987	1034	1075	1126	1174	1239	1331																
			<b>1906</b>	799	831	858	889	940	987	1034	1075	1126	1174	1239	1331																												
			<table border="1"> <thead> <tr> <th rowspan="2"></th> <th colspan="3">OVERALL DIMENSIONS</th> <th colspan="3">SEAT DIMENSIONS</th> <th colspan="2">BACK DIMENSIONS</th> </tr> <tr> <th>W</th> <th>D</th> <th>H</th> <th>W</th> <th>D</th> <th>H</th> <th>W</th> <th>H</th> </tr> </thead> <tbody> <tr> <td>IN</td> <td>25.5</td> <td>23.5</td> <td>36.25</td> <td>19.5</td> <td>18</td> <td>15-19</td> <td>18.5</td> <td>19</td> </tr> <tr> <td>MM</td> <td>648</td> <td>597</td> <td>921</td> <td>495</td> <td>457</td> <td>381-483</td> <td>470</td> <td>483</td> </tr> </tbody> </table>				OVERALL DIMENSIONS			SEAT DIMENSIONS			BACK DIMENSIONS		W	D	H	W	D	H	W	H	IN	25.5	23.5	36.25	19.5	18	15-19	18.5	19	MM	648	597	921	495	457	381-483	470	483	<p><b>RTA 2</b>  1 per carton</p>		
				OVERALL DIMENSIONS			SEAT DIMENSIONS			BACK DIMENSIONS																																	
W	D	H		W	D	H	W	H																																			
IN	25.5	23.5	36.25	19.5	18	15-19	18.5	19																																			
MM	648	597	921	495	457	381-483	470	483																																			

DESCRIPTION	FEATURES	MODEL #	STANDARD TEXTILE GRADES														
			1	2	3	4	5	6	7	8	9	10	11	12			
 <p><b>Polypropylene MB - w/Arms</b>                      COM: 1 YD   0.91 M                      Unit weight: 37 LB   16.8 KG                      Carton weight: 45 LB   20.41 KG                      Carton volume: 10.5 FT³   0.29 MT³</p>	 <p><b>ADJUSTMENTS</b>                      (2) Pneumatic seat height                      (9) Upright position tilt lock                      Posture torsion</p>	Ergonomic features: B, C, G, M, N	<b>1907</b>	799	831	858	889	940	987	1034	1075	1126	1174	1239	1331		
			<b>OVERALL DIMENSIONS</b>			<b>SEAT DIMENSIONS</b>			<b>BACK DIMENSIONS</b>								
			<b>W</b>	<b>D</b>	<b>H</b>	<b>W</b>	<b>D</b>	<b>H</b>	<b>W</b>	<b>H</b>							
			IN 25.5	23.5	36.25	19.5	18	15-19	18.5	19							
			MM 648	597	921	495	457	381-483	470	483							
			<b>RTA 2</b>		1 per carton												
 <p><b>Upholstered MB - w/Arms</b>                      COM: 1.75 YD   1.6 M                      Unit weight: 37 LB   16.8 KG                      Carton weight: 45 LB   20.41 KG                      Carton volume: 10.5 FT³   0.29 MT³</p>	 <p><b>ADJUSTMENTS</b>                      (2) Pneumatic seat height                      (9) Upright position tilt lock                      Posture torsion</p>	Ergonomic features: B, C, G, M, N	<b>1908</b>	855	911	958	1013	1102	1184	1266	1338	1427	1511	1625	1786		
			<b>OVERALL DIMENSIONS</b>			<b>SEAT DIMENSIONS</b>			<b>BACK DIMENSIONS</b>								
			<b>W</b>	<b>D</b>	<b>H</b>	<b>W</b>	<b>D</b>	<b>H</b>	<b>W</b>	<b>H</b>							
			IN 25.5	23.5	36.25	19.5	18	15-19	18.5	19							
			MM 648	597	921	495	457	381-483	470	483							
			<b>RTA 2</b>		1 per carton												
 <p><b>Upholstered Back Pad</b>                      COM: 1 YD   0.91 M                      Unit weight: 1 LB   0.5 KG                      Carton weight: 1.5 LB   0.68 KG                      Carton volume: 1.1 FT³   0.03 MT³</p>			<b>1909</b>	96	128	155	186	237	284	331	372	423	471	536	628		
	<b>OVERALL DIMENSIONS</b>			<b>SEAT DIMENSIONS</b>			<b>BACK DIMENSIONS</b>										
	<b>W</b>	<b>D</b>	<b>H</b>	<b>W</b>	<b>D</b>	<b>H</b>	<b>W</b>	<b>H</b>									
	IN 20.5	19	0.38	-	-	-	-	-									
	MM 521	483	10	-	-	-	-	-									
			<b>RTA 00</b>		1 per carton												

SCORE



model 2311



model 2315

STANDARD FEATURES

- Comfortable and affordable task seating with built-in lumbar support.
- Five prong, injection molded, fiberglass reinforced nylon Black base with dual wheel carpet casters (C65).
- Base and frame available in Black only.
- Standard with adjustable height T-arms with concave shaped urethane armcaps (3M) in Black only.
- Upholstery options: fabric or vinyl only. Vinyl models may feature stitch detail across the seat and/or back cushions, if applicable.

OPTIONAL FEATURES

- For hard surface flooring casters, please specify (C65R). Add \$21.
- Vari-Width (WA) width adjustable arm extensions are optional when chair is ordered with adjustable arms. Allows the arms to move away from the seat by 2" on each side to allow space if desired for broader hip widths. Add \$84.
- For additional arm/caster options, please refer to the Arm and Caster section (page 335). *Optional casters may be priced higher than the standard casters for your chair and the difference will be charged. Lower priced optional casters will not be credited.*

DESCRIPTION

FEATURES

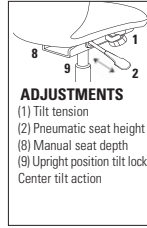
MODEL #

STANDARD TEXTILE GRADES



LB Tilter w/Arms

COM: 1.25 YD | 1.14 M  
Unit weight: 35 LB | 15.9 KG  
Carton weight: 39 LB | 17.69 KG  
Carton volume: 10.75 FT³ | 0.3 MT³



ADJUSTMENTS

- (1) Tilt tension
- (2) Pneumatic seat height
- (8) Manual seat depth
- (9) Upright position tilt lock
- Center tilt action

Ergonomic features:  
A, B, C, H, M, N, S

	1	2	3	4	5	6	7	8	9	10	11	12
2311	552	592	626	665	728	787	846	897	961	1021	1102	1217

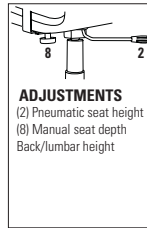
	OVERALL DIMENSIONS			SEAT DIMENSIONS			BACK DIMENSIONS	
	W	D	H	W	D	H	W	H
IN	25.5	22.5	36	20	18.5	15.5-20.5	18	18
MM	648	572	914	508	470	394-521	457	457

RTA 1 1 per carton



LB Task Armless

COM: 1.25 YD | 1.14 M  
Unit weight: 25 LB | 11.4 KG  
Carton weight: 30 LB | 13.61 KG  
Carton volume: 4.9 FT³ | 0.13 MT³



ADJUSTMENTS

- (2) Pneumatic seat height
- (8) Manual seat depth
- Back/lumbar height

Ergonomic features:  
C, D, E, M, N

	1	2	3	4	5	6	7	8	9	10	11	12
2312	319	359	393	432	495	554	613	664	728	788	869	984

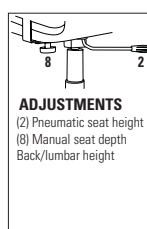
	OVERALL DIMENSIONS			SEAT DIMENSIONS			BACK DIMENSIONS	
	W	D	H	W	D	H	W	H
IN	20.5	22.5	36	20	17-18.5	15.5-20.5	18	17.5-19
MM	521	572	914	508	432-470	394-521	457	445-483

RTA 2 1 per carton



LB Task w/Arms

COM: 1.25 YD | 1.14 M  
Unit weight: 30 LB | 13.6 KG  
Carton weight: 35 LB | 15.88 KG  
Carton volume: 4.9 FT³ | 0.13 MT³



ADJUSTMENTS

- (2) Pneumatic seat height
- (8) Manual seat depth
- Back/lumbar height

Ergonomic features:  
C, D, E, H, M, N

	1	2	3	4	5	6	7	8	9	10	11	12
2314	402	442	476	515	578	637	696	747	811	871	952	1067

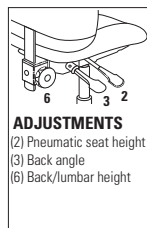
	OVERALL DIMENSIONS			SEAT DIMENSIONS			BACK DIMENSIONS	
	W	D	H	W	D	H	W	H
IN	25	22.5	36	20	17-18.5	15.5-20.5	18	17.5-19
MM	635	572	914	508	432-470	394-521	457	445-483

RTA 2 1 per carton



LB Posture Task Armless

COM: 1.25 YD | 1.14 M  
Unit weight: 24 LB | 10.9 KG  
Carton weight: 29 LB | 13.15 KG  
Carton volume: 4.9 FT³ | 0.13 MT³



ADJUSTMENTS


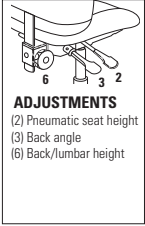

- (2) Pneumatic seat height
- (3) Back angle
- (6) Back/lumbar height

Ergonomic features:  
C, D, G, M, N

	1	2	3	4	5	6	7	8	9	10	11	12
2315	421	461	495	534	597	656	715	766	830	890	971	1086

	OVERALL DIMENSIONS			SEAT DIMENSIONS			BACK DIMENSIONS	
	W	D	H	W	D	H	W	H
IN	20.5	22.5	36	20	16.5	15.5-20.5	18	15-19
MM	521	572	914	508	419	394-521	457	381-483

RTA 2 1 per carton

DESCRIPTION	FEATURES	MODEL #	STANDARD TEXTILE GRADES											
			1	2	3	4	5	6	7	8	9	10	11	12
 <p><b>LB Posture Task w/Arms</b>                      COM: 1.25 YD   1.14 M                      Unit weight: 32 LB   14.5 KG                      Carton weight: 36 LB   16.33 KG                      Carton volume: 5.75 FT³   0.16 M³</p>	 <p><b>ADJUSTMENTS</b>                      (2) Pneumatic seat height                      (3) Back angle                      (6) Back/lumbar height</p> <p>Ergonomic features:                      C, D, G, H, M, N</p>	<b>2317</b>	502	542	576	615	678	737	796	847	911	971	1052	1167
			OVERALL DIMENSIONS			SEAT DIMENSIONS			BACK DIMENSIONS					
			W	D	H	W	D	H	W	H				
			IN 25.5 MM 648	22.5 572	36 914	20 508	16.5 419	15.5-20.5 394-521	18 457	15-19 381-483				
			<b>RTA 2</b>		1 per carton									

SOLAR



model 8456



model 8457



model 8456NA











model 8457NA













STANDARD FEATURES

- A sophisticated and versatile mesh seating solution for conference and collaborative environments. Designed by Paul Brooks.
- One-piece molded frame is extremely light (chair weighs 24 lbs./10.9 kg) and exceeds BIFMA standard for commercial applications.
- Cascading forward seat surface and reverse edge profile provide better leg clearance and comfort.
- Integrated seat height adjustment lever is intuitive and easy to use.
- The under seat structure maintains the seamless and fluid aesthetic that defines Solar.
- All bases are standard with Black C1 dual wheel carpet casters.

OPTIONAL FEATURES

- Mesh is available in Midnight (**MDN**), Storm (**STM**) and Dove (**DVE**).
- Polished aluminum base is available, please specify (**PA**). Add \$175.
- Alabaster (**AE**) base can be ordered on Asphalt (**BK**) frame, please specify. Add \$35.
- Asphalt (**APT**) base can be ordered on Alabaster (**ABR**) frame, please specify. No upcharge.
- For hard surface Black glides, please specify (**HG**). Add \$49.
- For hard surface flooring casters C9R, please specify (**ID**). Add \$21.

DESCRIPTION	FEATURES	MODEL #	STANDARD TEXTILE GRADES						
 <p><b>MB Mesh Tilter - Asphalt Base/Frame</b> COM: N/A Unit weight: 20 LB   9.1 KG Carton weight: 27 LB   12.25 KG Carton volume: 9.5 FT<sup>3</sup>   0.26 MT<sup>3</sup></p>	Ergonomic features: C, M	List price							
		8456	1012						
		OVERALL DIMENSIONS			SEAT DIMENSIONS			BACK DIMENSIONS	
		W	D	H	W	D	H	W	H
IN 23.5	23	37.5	19.25	17	16-20	19	19		
MM 597	584	953	489	432	406-508	483	483		
			<b>RTA 1</b>		1 per carton				
 <p><b>MB Mesh Tilter - Alabaster Base/Frame</b> COM: N/A Unit weight: 20 LB   9.1 KG Carton weight: 27 LB   12.25 KG Carton volume: 9.5 FT<sup>3</sup>   0.26 MT<sup>3</sup></p>	Ergonomic features: C, M	List price							
		8457	1121						
		OVERALL DIMENSIONS			SEAT DIMENSIONS			BACK DIMENSIONS	
		W	D	H	W	D	H	W	H
IN 23.5	23	37.5	19.25	17	16-20	19	19		
MM 597	584	953	489	432	406-508	483	483		
			<b>RTA 1</b>		1 per carton				
 <p><b>MB Mesh Stool - Asphalt Base/Frame</b> COM: N/A Unit weight: 24 LB   10.9 KG Carton weight: 31 LB   14.06 KG Carton volume: 9.5 FT<sup>3</sup>   0.26 MT<sup>3</sup></p>	Ergonomic features: C, M	List price							
		8456S	1170						
		OVERALL DIMENSIONS			SEAT DIMENSIONS			BACK DIMENSIONS	
		W	D	H	W	D	H	W	H
IN 23.5	23	46	19.25	17	23-31	19	19		
MM 597	584	1168	489	432	584-787	483	483		
			<b>RTA 1</b>		1 per carton				
 <p><b>MB Mesh Stool - Alabaster Base/Frame</b> COM: N/A Unit weight: 24 LB   10.9 KG Carton weight: 31 LB   14.06 KG Carton volume: 9.5 FT<sup>3</sup>   0.26 MT<sup>3</sup></p>	Ergonomic features: C, M	List price							
		8457S	1274						
		OVERALL DIMENSIONS			SEAT DIMENSIONS			BACK DIMENSIONS	
		W	D	H	W	D	H	W	H
IN 23.5	23	46	19.25	17	23-31	19	19		
MM 597	584	1168	489	432	584-787	483	483		
			<b>RTA 1</b>		1 per carton				

DESCRIPTION	FEATURES	MODEL #	STANDARD TEXTILE GRADES							
 <p><b>MB Mesh Tilter - Asphalt Base/Frame</b> COM: N/A Unit weight: 18 LB   8.2 KG Carton weight: 25 LB   11.34 KG Carton volume: 9.5 FT<sup>3</sup>   0.26 MT<sup>3</sup></p>	Ergonomic features: C, M	<b>8456NA</b>	List price							
			962							
			OVERALL DIMENSIONS			SEAT DIMENSIONS			BACK DIMENSIONS	
			W	D	H	W	D	H	W	H
IN 19.25	23	37.5	19.25	17	16-20	19	19			
MM 489	584	953	489	432	406-508	483	483			
				1 per carton						
 <p><b>MB Mesh Tilter - Alabaster Base/Frame</b> COM: N/A Unit weight: 18 LB   8.2 KG Carton weight: 25 LB   11.34 KG Carton volume: 9.5 FT<sup>3</sup>   0.26 MT<sup>3</sup></p>	Ergonomic features: C, M	<b>8457NA</b>	List price							
			1065							
			OVERALL DIMENSIONS			SEAT DIMENSIONS			BACK DIMENSIONS	
			W	D	H	W	D	H	W	H
IN 19.25	23	37.5	19.25	17	16-20	19	19			
MM 489	584	953	489	432	406-508	483	483			
				1 per carton						
 <p><b>MB Mesh Stool - Asphalt Base/Frame</b> COM: N/A Unit weight: 22 LB   10 KG Carton weight: 29 LB   13.15 KG Carton volume: 9.5 FT<sup>3</sup>   0.26 MT<sup>3</sup></p>	Ergonomic features: C, M	<b>8456SNA</b>	List price							
			1111							
			OVERALL DIMENSIONS			SEAT DIMENSIONS			BACK DIMENSIONS	
			W	D	H	W	D	H	W	H
IN 19.25	23	46	19.25	17	23-31	19	19			
MM 489	584	1168	489	432	584-787	483	483			
				1 per carton						
 <p><b>MB Mesh Stool - Alabaster Base/Frame</b> COM: N/A Unit weight: 22 LB   10 KG Carton weight: 29 LB   13.15 KG Carton volume: 9.5 FT<sup>3</sup>   0.26 MT<sup>3</sup></p>	Ergonomic features: C, M	<b>8457SNA</b>	List price							
			1211							
			OVERALL DIMENSIONS			SEAT DIMENSIONS			BACK DIMENSIONS	
			W	D	H	W	D	H	W	H
IN 19.25	23	46	19.25	17	23-31	19	19			
MM 489	584	1168	489	432	584-787	483	483			
				1 per carton						

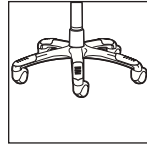
SOLO



model 5227



model 5226 (TTU)






Optional ALU Base  
See right for details.


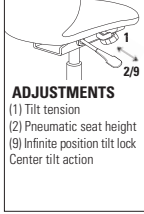

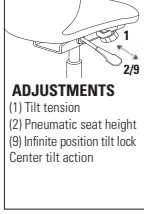
STANDARD FEATURES

- Contoured seat and back, waterfall seat edge and self-skinned urethane (SSU) armcaps provide extended comfort.
- All models (except armchairs and side chairs) are standard with a five prong, injection molded base with dual wheel carpet casters (C65).
- Seat frame and arm frame are standard in Black.
- Ganging clamp 5233 used for models 5225 and 5226 sled base models.
- Armchair models are standard with Black glides.
- Solo models 5225, 5227 and 5228 are standard with (SSU) armcaps.
- Upholstery options: fabric or vinyl only. Vinyl models may feature stitch detail across the seat and/or back cushions, if applicable.

OPTIONAL FEATURES

- There are no arm options for this series.
- Frame is optional on armchair and side chair (models 5225 and 5226) in a Tungsten (TTU) finish. No upcharge.
- Polished aluminum base with Black end guards (B2) is available, please specify (ALU). Add \$131.
- Chrome finish available on guest seating models 5225 and 5226. Add 10% of opening published grade price.
- Optional abrasion resistant outer back fabric (polyester) is available. Resistant to impact damage. Available in Black only. Please specify (BKB). Add \$9.
- Available with back edge vinyl bumper guard option (EG). Add \$22.
- For hard surface floors, please specify opaque non-marking glide (NM). No upcharge.
- For hard surface flooring casters, please specify (C65R). Add \$21.
- For additional caster options, please refer to the Arm and Caster section (page 335). *Optional casters may be priced higher than the standard casters for your chair and the difference will be charged. Lower priced optional casters will not be credited.*

DESCRIPTION	FEATURES	MODEL #	STANDARD TEXTILE GRADES													
			1	2	3	4	5	6	7	8	9	10	11	12		
 <p><b>Armchair</b> COM: 1.25 YD   1.14 M Unit weight: 21 LB   9.5 KG Carton weight: 26.5 LB   12.02 KG Carton volume: 24 FT³   0.67 MT³</p>	Ergonomic features: M, N	5225	328	368	402	441	504	563	622	673	737	797	878	993		
		<b>OVERALL DIMENSIONS</b>			<b>SEAT DIMENSIONS</b>			<b>BACK DIMENSIONS</b>								
		W D H			W D H			W H								
		IN 24 25 34			21.5 18 17			21 17.5								
		MM 610 635 864			546 457 432			533 445								
		RTA 00	2 per carton (pricing and specifications are for one chair)													
 <p><b>Side Chair</b> COM: 1.25 YD   1.14 M Unit weight: 17 LB   7.7 KG Carton weight: 22 LB   9.98 KG Carton volume: 20.75 FT³   0.58 MT³</p>	Ergonomic features: M, N	5226	268	308	342	381	444	503	562	613	677	737	818	933		
		<b>OVERALL DIMENSIONS</b>			<b>SEAT DIMENSIONS</b>			<b>BACK DIMENSIONS</b>								
		W D H			W D H			W H								
		IN 22 25.5 34			21.5 18 17			21 17.5								
		MM 559 648 864			546 457 432			533 445								
		RTA 00	2 per carton (pricing and specifications are for one chair)													
 <p><b>Ganging Clamps - Set of 2</b> COM: N/A Unit weight: 0.09 LB   0.04 KG Carton weight: 0.2 LB   0.09 KG Carton volume: 1 FT³   0.02 MT³</p>		List price														
		5233	15													
		<b>OVERALL DIMENSIONS</b>			<b>SEAT DIMENSIONS</b>			<b>BACK DIMENSIONS</b>								
		W D H			W D H			W H								
		IN 0.87 7.75 1.5			-			-								
MM 22 197 38			-			-										
		RTA 00	courier Pricing is for the set, specifications are for one clamp													

DESCRIPTION	FEATURES	MODEL #	STANDARD TEXTILE GRADES											
			1	2	3	4	5	6	7	8	9	10	11	12
 <p><b>HB Tilter</b> COM: 1.5 YD   1.37 M Unit weight: 32 LB   14.5 KG Carton weight: 37.5 LB   17.01 KG Carton volume: 22.5 FT³   0.63 MT³</p>	 <p><b>ADJUSTMENTS</b> (1) Tilt tension (2) Pneumatic seat height (9) Infinite position tilt lock Center tilt action</p> <p>Ergonomic features: A, B, C, M, N, S</p>	<b>5227</b>	468	516	557	603	680	750	821	882	959	1031	1128	1266
		<b>OVERALL DIMENSIONS</b>			<b>SEAT DIMENSIONS</b>			<b>BACK DIMENSIONS</b>						
		<b>W</b>	<b>D</b>	<b>H</b>	<b>W</b>	<b>D</b>	<b>H</b>	<b>W</b>		<b>H</b>				
		IN 24	25.5	38	21.5	18	16-20	21		20				
		MM 610	648	965	546	457	406-508	533		508				
		<b>RTA 00</b>	2 per carton (pricing and specifications are for one chair)											
 <p><b>LB Tilter</b> COM: 1.25 YD   1.14 M Unit weight: 29 LB   13.2 KG Carton weight: 34.5 LB   15.65 KG Carton volume: 22.5 FT³   0.63 MT³</p>	 <p><b>ADJUSTMENTS</b> (1) Tilt tension (2) Pneumatic seat height (9) Infinite position tilt lock Center tilt action</p> <p>Ergonomic features: A, B, C, M, N, S</p>	<b>5228</b>	427	467	501	540	603	662	721	772	836	896	977	1092
		<b>OVERALL DIMENSIONS</b>			<b>SEAT DIMENSIONS</b>			<b>BACK DIMENSIONS</b>						
		<b>W</b>	<b>D</b>	<b>H</b>	<b>W</b>	<b>D</b>	<b>H</b>	<b>W</b>		<b>H</b>				
		IN 24	24.5	34	21.5	18	16-20	21		16				
		MM 610	622	864	546	457	406-508	533		406				
		<b>RTA 00</b>	2 per carton (pricing and specifications are for one chair)											



SORA



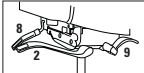
model 6941-8



model 6942-8

MECHANISM:

Weight sensing synchro-tilter mechanism (-8)



ADJUSTMENTS

- Automatic tilt tension
- (2) Pneumatic seat height
- Back/lumbar height
- (8) Sliding seat depth
- (9) Multi position tilt lock

Ergonomic features:

B, C, D, E, H, L, M, N, Q, R, U, V

STANDARD FEATURES

- Designed in three seat sizes and two back heights to accommodate many body shapes.
- The upper back shape encourages free lateral movement.
- Features a weight sensing synchro-tilter mechanism (8) that requires no tilt tension adjustment.
- Side activated sliding seat depth adjustment.
- 4.4" adjustable lumbar area for personalized comfort and support is standard.
- Standard with Global's high quality Soft Descent™ 4" travel pneumatic lift which slowly and gently lowers the seat height of the chair making it easy to obtain the exact seat height you desire.
- 4.5" travel height adjustable arms.
- Five prong, injection molded, fiberglass reinforced nylon base with dual wheel casters.
- Sora is fully compliant with the latest BIFMA G1, GSA and CGSB specifications.
- Frame is only available in Black.
- Upholstery options: fabric, vinyl or leather. Vinyl and leather models may feature stitch detail across the seat and/or back cushions, if applicable.

OPTIONAL FEATURES

- Height (E2), height and width adjustable (E3), and fully ergonomic arms (E4) are available.
- Fully ergonomic arms (E4) are height and width (1.4" travel) adjustable arms with sliding armcaps. Sliding armcaps travel 1" in width and 2" in depth, and articulate 20° inwards and 10° outwards to aim toward the keyboard or mouse area.
- Mesh backs are available in 24 brilliant Vue colors.

Please add option codes in the following order:



- **Model number**  
**6941** High back  
**6942** Medium back
- **Textile**  
Specify textile code for seat.
- **Mechanism**  
**(8)** Weight sensing synchro-tilter.
- **Arms**  
**(E2)** Height adjustable arms. No upcharge.  
**(E3)** Height and width adjustable arms. Add \$46.  
**(E4)** Fully ergonomic arms. Add \$131.
- **Base**  
**(B7)** Black nylon base. No upcharge.  
**(A7)** Polished aluminum base. Add \$131.
- **Casters**  
**(B2)** C82 dual wheel carpet casters. No upcharge.  
**(B8)** C82R dual wheel hard floor casters. Add \$21.
- **Mesh** (colors shown on website)  
**(VU10)** Sandy Beach                   **(VU23)** Chartreuse  
**(VU11)** Desert Sand                   **(VU26)** Pool Blue  
**(VU12)** Orange Sunset               **(VU28)** Sky  
**(VU13)** Chocolate Fountain       **(VU32)** Primary Blue  
**(VU14)** Arctic Blue                   **(VU34)** Tangerine  
**(VU15)** Quarry Grey               **(VU37)** Paprika  
**(VU16)** Tidal Wave                   **(VU40)** Grain  
**(VU17)** Ivy Moss                      **(VU43)** Yellow  
**(VU18)** Red Rose                     **(VU55)** Silver Grey  
**(VU19)** Coal Black                   **(VU63)** Silver  
**(VU20)** White                         **(VU65)** Hot Pink  
**(VU21)** Lime                         **(VU70)** Red Mittens
- **Seat Size**  
**(P)** Petite seat, 17" wide.  
**(S)** Standard seat, 18.5" wide.  
**(G)** Generous seat, 19.5" wide.
- **Cylinder**  
**(4L)** Standard (4"). No upcharge.  
**(5L)** High (5"). Seat height: 17.5" - 22.5". No upcharge.  
**(4S)** Short (4"). Seat height: 14.8" - 18.7". Seat height range achieved using (C1) casters. No upcharge.

EXAMPLE SORA ORDER CODE

6942	-HD08	-8	-E4	-A7	-82	-VU32	-S	-4L
Model #	Textile	Mechanism	Arm	Base	Casters	Mesh	Seat	Cylinder

Sora recommended dimensional information: based on measurements with weight sensing synchro-tilter mechanism				
	Distance between arms (pivot not included)	Standard arm height	Seat depth range	Standard seat height
<b>Petite seat (P)</b> Soft Descent 4" lift & (E4) arm	14.7" - 17.5" = 2.8" adjustment 373mm - 443mm = 70mm adjustment	7" - 11.5" 176mm - 297mm	15.5" - 18.5" 394mm - 470mm	16.1" - 20.1" 410mm - 511mm
<b>Standard seat (S)</b> Soft Descent 4" lift & (E4) arm	16.2" - 19" = 2.8" adjustment 414mm - 484mm = 70mm adjustment		16.5" - 19.5" 420mm - 495mm	
<b>Generous seat (G)</b> Soft Descent 4" lift & (E4) arm	17.2" - 20" = 2.8" adjustment 437mm - 507mm = 70mm adjustment		17.5" - 19.75" 444mm - 502mm	

Measurements shown are measured to the requirements of BIFMA G1-2013 / CGSB 44.232-2008.

DESCRIPTION	FEATURES	MODEL #	STANDARD TEXTILE GRADES											
			1	2	3	4	5	6	7	8	9	10	11	12
 <p><b>HB Weight Sensing Synchro-Tilter</b>                      COM: 1 YD   0.91 M                      Unit weight: 48 LB   21.8 KG                      Carton weight: 59 LB   26.76 KG                      Carton volume: 22.5 FT³   0.63 MT³</p>		<b>6941</b>	1140	1172	1199	1230	1281	1328	1375	1416	1467	1515	1580	1672
			<b>OVERALL DIMENSIONS</b>			<b>SEAT DIMENSIONS</b>			<b>BACK DIMENSIONS</b>					
			<b>W</b>	<b>D</b>	<b>H</b>	<b>W</b>	<b>D</b>	<b>H</b>	<b>W</b>	<b>H</b>				
			IN 25	24	42.5	18.5	16.5-19.5	16.1-20.1	18	26				
			MM 635	610	1080	470	419-495	409-511	457	660				
			<b>RTA 00</b>	1 per carton										
 <p><b>MB Weight Sensing Synchro-Tilter</b>                      COM: 1 YD   0.91 M                      Unit weight: 46 LB   20.9 K                      Carton weight: 57 LB   25.85 KG                      Carton volume: 22.5 FT³   0.63 MT³</p>		<b>6942</b>	1113	1145	1172	1203	1254	1301	1348	1389	1440	1488	1553	1645
			<b>OVERALL DIMENSIONS</b>			<b>SEAT DIMENSIONS</b>			<b>BACK DIMENSIONS</b>					
			<b>W</b>	<b>D</b>	<b>H</b>	<b>W</b>	<b>D</b>	<b>H</b>	<b>W</b>	<b>H</b>				
			IN 25	24	40.5	18.5	16.5-19.5	16.1-20.1	18	24				
			MM 635	610	1029	470	419-495	409-511	457	610				
			<b>RTA 00</b>	1 per carton										

**STREAM**



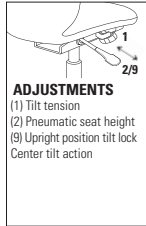
model 2073APP



model 2074AUU

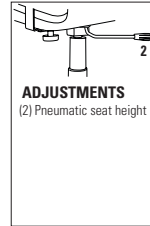
**MECHANISM OPTIONS:**

**Tilter mechanism (chair)**



**Ergonomic features:**  
A, B, C, M, N, S

**Task mechanism (stool)**



**Ergonomic features:**  
C, M, N

**STANDARD FEATURES**

- Our popular Stream series now features chairs and heights adjustable stools.
- Task chairs are available with tilter mechanism only.
- Height adjustable stools are available with task mechanism only.
- Task seating and height adjustable stools are standard with five-prong, injection molded, fiberglass reinforced nylon Governor base (**B7**) with dual wheel carpet casters (**C82**).
- Units available with or without arms. Arms match seat/back finish.
- Upholstery options: fabric, vinyl or leather. Vinyl and leather models may feature stitch detail across the seat and/or back cushions, if applicable..

**OPTIONAL FEATURES**

- Polypropylene seats and backs are available in 14 colors: Buzz Blue (**BZB**), Cactus (**CCT**), Carrot (**CRO**), Cloud (**IVC**), Dijon (**DJN**), Eggplant (**EGP**), Fog (**FOG**), Frost (**FRO**), Ink (**INK**), Latte (**LAB**), Night (**BLK**), Sand (**SND**), Scarlet (**SAR**) and Shadow (**SHW**). Please specify.

Please add option codes in the following order:

- **Model number**  
**2073** Task chair  
**2074** Height adjustable stool  
- **Arm suffix (add to end of model number)**  
**(A)** Chair with arms.  
**(N)** Chair without arms.  
- **Upholstery suffix (add to end of model number)**  
**(PP)** Plastic back, plastic seat.  
**(PU)** Plastic back, upholstered seat.  
**(UU)** Upholstered back, upholstered seat.
- **Textile**  
Specify textile code for back (UU models only).  
Specify textile code for seat (PU, UU models only).
- **Seat/back finish** (no upcharge)  
**(BZB)** Buzz Blue                      **(FRO)** Frost  
**(CCT)** Cactus                          **(INK)** Ink  
**(CRO)** Carrot                          **(LAB)** Latte  
**(IVC)** Cloud                           **(BLK)** Night  
**(DJN)** Dijon                           **(SND)** Sand  
**(EGP)** Eggplant                      **(SAR)** Scarlet  
**(FOG)** Fog                              **(SHW)** Shadow
- **Frame finish**  
**(BK)** Black. No upcharge.  
**(TN)** Tungsten. No upcharge.  
**(CM)** Chrome. Add \$25.
- **Base**  
**(B7)** Black nylon base. No upcharge.  
**(A7)** Polished aluminum base. Add \$131.
- **Casters**  
**(82)** C82 dual wheel carpet casters. No upcharge.  
**(8R)** C82R dual wheel hard floor casters. Add \$21.


**Stream Multi-Purpose Chairs**



For Stream multi-purpose chairs, please see page 193.

**EXAMPLE STREAM TASK ORDER CODE:**

2073APP	-	-	-IVC	-CM	-A7	-82
Model #	Back Textile	Seat Textile	Seat/back finish	Frame finish	Base	Caster








DESCRIPTION	FEATURES	MODEL #	STANDARD TEXTILE GRADES																																																																
 <p><b>Tilter Chair w/Arms</b> COM: N/A Unit weight: 28 LB   12.7 KG Carton weight: 37 LB   16.78 KG Carton volume: 17.5 FT<sup>3</sup>   0.49 MT<sup>3</sup></p>	Polypropylene seat & back.	2073APP	List price 778																																																																
		<table border="1"> <thead> <tr> <th rowspan="2">IN</th> <th colspan="3">OVERALL DIMENSIONS</th> <th colspan="3">SEAT DIMENSIONS</th> <th colspan="2">BACK DIMENSIONS</th> </tr> <tr> <th>W</th> <th>D</th> <th>H</th> <th>W</th> <th>D</th> <th>H</th> <th>W</th> <th>H</th> </tr> </thead> <tbody> <tr> <td>24</td> <td>23.5</td> <td>33.5</td> <td>18</td> <td>18</td> <td>15.5-20.5</td> <td>16</td> <td>16.5</td> </tr> <tr> <td>MM 610</td> <td>597</td> <td>851</td> <td>457</td> <td>457</td> <td>394-521</td> <td>406</td> <td>419</td> </tr> </tbody> </table>	IN	OVERALL DIMENSIONS			SEAT DIMENSIONS			BACK DIMENSIONS		W	D	H	W	D	H	W	H	24	23.5	33.5	18	18	15.5-20.5	16	16.5	MM 610	597	851	457	457	394-521	406	419	RTA 00	1 per carton																														
		IN		OVERALL DIMENSIONS			SEAT DIMENSIONS			BACK DIMENSIONS																																																									
W	D		H	W	D	H	W	H																																																											
24	23.5	33.5	18	18	15.5-20.5	16	16.5																																																												
MM 610	597	851	457	457	394-521	406	419																																																												
<table border="1"> <thead> <tr> <th></th> <th>1</th> <th>2</th> <th>3</th> <th>4</th> <th>5</th> <th>6</th> <th>7</th> <th>8</th> <th>9</th> <th>10</th> <th>11</th> <th>12</th> </tr> </thead> <tbody> <tr> <td><b>2073APU</b></td> <td>909</td> <td>933</td> <td>953</td> <td>977</td> <td>1015</td> <td>1050</td> <td>1085</td> <td>1116</td> <td>1154</td> <td>1190</td> <td>1239</td> <td>1308</td> </tr> <tr> <td colspan="13">Upholstered seat</td> </tr> <tr> <td><b>2073AUU</b></td> <td>1034</td> <td>1058</td> <td>1078</td> <td>1102</td> <td>1140</td> <td>1175</td> <td>1210</td> <td>1241</td> <td>1279</td> <td>1315</td> <td>1364</td> <td>1433</td> </tr> <tr> <td colspan="13">Upholstered seat &amp; back</td> </tr> </tbody> </table>		1	2	3	4	5	6	7	8	9	10	11	12	<b>2073APU</b>	909	933	953	977	1015	1050	1085	1116	1154	1190	1239	1308	Upholstered seat													<b>2073AUU</b>	1034	1058	1078	1102	1140	1175	1210	1241	1279	1315	1364	1433	Upholstered seat & back													RTA 00	1 per carton
	1	2	3	4	5	6	7	8	9	10	11	12																																																							
<b>2073APU</b>	909	933	953	977	1015	1050	1085	1116	1154	1190	1239	1308																																																							
Upholstered seat																																																																			
<b>2073AUU</b>	1034	1058	1078	1102	1140	1175	1210	1241	1279	1315	1364	1433																																																							
Upholstered seat & back																																																																			





**Tilter Chair w/Arms**  
COM: 0.75 YD | 0.69 M  
Unit weight: 31 LB | 14.1 KG  
Carton weight: 40 LB | 18.14 KG  
Carton volume: 17.5 FT<sup>3</sup> | 0.49 MT<sup>3</sup>



**Tilter Chair w/Arms**  
COM: 0.75 YD | 0.69 M  
Unit weight: 31 LB | 14.1 KG  
Carton weight: 40 LB | 18.14 KG  
Carton volume: 17.5 FT<sup>3</sup> | 0.49 MT<sup>3</sup>

DESCRIPTION	FEATURES	MODEL #	STANDARD TEXTILE GRADES											
 <p><b>Armless Tilter Chair</b> COM: N/A Unit weight: 24 LB   10.9 KG Carton weight: 33 LB   14.97 KG Carton volume: 17.5 FT<sup>3</sup>   0.49 MT<sup>3</sup></p>	Polypropylene seat & back.	List price												
		<b>2073NPP</b>	716											
		<b>OVERALL DIMENSIONS</b>			<b>SEAT DIMENSIONS</b>			<b>BACK DIMENSIONS</b>						
		W	D	H	W	D	H	W	H					
IN	20.5	23.5	33.5	18	18	15.5-20.5	16	16.5						
MM	521	597	851	457	457	394-521	406	419						
		<b>RTA 00</b>	1 per carton											
 <p><b>2073NPU</b></p>  <p><b>2073NUU</b></p> <p><b>Armless Tilter Chair</b> COM: 0.75 YD   0.69 M Unit weight: 27 LB   12.3 KG Carton weight: 36 LB   16.33 KG Carton volume: 17.5 FT<sup>3</sup>   0.49 MT<sup>3</sup></p>	Polypropylene seat & back.	List price												
		<b>2073NPU</b>	1	2	3	4	5	6	7	8	9	10	11	12
		Upholstered seat												
		<b>2073NUU</b>	846	870	890	914	952	987	1022	1053	1091	1127	1176	1245
Upholstered seat & back														
<b>OVERALL DIMENSIONS</b>			<b>SEAT DIMENSIONS</b>			<b>BACK DIMENSIONS</b>								
W	D	H	W	D	H	W	H							
IN	20.5	23.5	33.5	18	18	16-21	16	16						
MM	521	597	851	457	457	406-533	406	406						
		<b>RTA 00</b>	1 per carton											
 <p><b>Height Adjustable Stool w/Arms</b> COM: N/A Unit weight: 29 LB   13.2 KG Carton weight: 39.5 LB   17.92 KG Carton volume: 24 FT<sup>3</sup>   0.67 MT<sup>3</sup></p>	Polypropylene seat & back.	List price												
		<b>2074APP</b>	903											
		<b>OVERALL DIMENSIONS</b>			<b>SEAT DIMENSIONS</b>			<b>BACK DIMENSIONS</b>						
		W	D	H	W	D	H	W	H					
IN	24	23.5	43	18	18	22-32	16	16.5						
MM	610	597	1092	457	457	559-813	406	419						
		<b>RTA 00</b>	1 per carton											
 <p><b>2074APU</b></p>  <p><b>2074AUU</b></p> <p><b>Height Adjustable Stool w/Arms</b> COM: 0.75 YD   0.69 M Unit weight: 32 LB   14.5 KG Carton weight: 42.5 LB   19.28 KG Carton volume: 24 FT<sup>3</sup>   0.67 MT<sup>3</sup></p>	Polypropylene seat & back.	List price												
		<b>2074APU</b>	1	2	3	4	5	6	7	8	9	10	11	12
		Upholstered seat												
		<b>2074AUU</b>	1034	1058	1078	1102	1140	1175	1210	1241	1279	1315	1364	1433
Upholstered seat & back														
<b>OVERALL DIMENSIONS</b>			<b>SEAT DIMENSIONS</b>			<b>BACK DIMENSIONS</b>								
W	D	H	W	D	H	W	H							
IN	24	23.5	43	18	18	22.5-32.5	16	16						
MM	610	597	1092	457	457	572-826	406	406						
		<b>RTA 00</b>	1 per carton											
 <p><b>Armless Height Adjustable Stool</b> COM: N/A Unit weight: 25 LB   11.4 KG Carton weight: 35.5 LB   16.1 KG Carton volume: 24 FT<sup>3</sup>   0.67 MT<sup>3</sup></p>	Polypropylene seat & back.	List price												
		<b>2074NPP</b>	841											
		<b>OVERALL DIMENSIONS</b>			<b>SEAT DIMENSIONS</b>			<b>BACK DIMENSIONS</b>						
		W	D	H	W	D	H	W	H					
IN	20.5	23.5	43	18	18	22-32	16	16.5						
MM	521	597	1092	457	457	559-813	406	419						
		<b>RTA 00</b>	1 per carton											

DESCRIPTION	FEATURES	MODEL #	STANDARD TEXTILE GRADES											
			1	2	3	4	5	6	7	8	9	10	11	12
 <b>2074NPU</b>	 <b>2074NUU</b>	<b>2074NPU</b> 971 995 1015 1039 1077 1112 1147 1178 1216 1252 1301 1370 Upholstered seat												
		<b>2074NUU</b> 1096 1120 1140 1164 1202 1237 1272 1303 1341 1377 1426 1495 Upholstered seat & back												
			<b>OVERALL DIMENSIONS</b>			<b>SEAT DIMENSIONS</b>			<b>BACK DIMENSIONS</b>					
			<b>W</b>	<b>D</b>	<b>H</b>	<b>W</b>	<b>D</b>	<b>H</b>	<b>W</b>	<b>H</b>				
			IN 20.5	23.5	43	18	18	22.5-32.5	16	16				
			MM 521	597	1092	457	457	572-826	406	406				
			<b>RTA 00</b>		1 per carton									

**Height Adjustable Stool w/Arms**  
 COM: 0.75 YD | 0.69 M  
 Unit weight: 28 LB | 12.7 KG  
 Carton weight: 38.5 LB | 17.46 KG  
 Carton volume: 24 FT³ | 0.67 MT³

SPRITZ



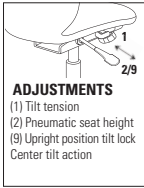
model 6766-4



**Optional Lumbar Pad**  
Choose your mesh + lumbar pad color option. See optional features for details.

MECHANISM OPTIONS:

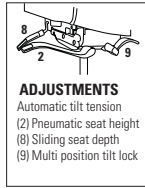
Tilter mechanism (-4)



ADJUSTMENTS

- (1) Tilt tension
- (2) Pneumatic seat height
- (9) Upright position tilt lock  
Center tilt action

Weight sensing synchro-tilter mechanism (-8)



ADJUSTMENTS

- Automatic tilt tension
- (2) Pneumatic seat height
- (8) Sliding seat depth
- (9) Multi position tilt lock

Ergonomic features:

A, B, C, D, H, M, N, Q, S, U

Ergonomic features:

A, B, C, D, E, H, L, M, N, Q, U

Spritz Nesting & Multi-Purpose Chairs



For Spritz nesting and multi-purpose chairs, please see page 189.

STANDARD FEATURES

- An exceptionally comfortable chair series featuring a sophisticated, translucent mesh and models for all applications.
- Side activated sliding seat depth adjustment is standard on weight sensing synchro tilter control mechanism.
- Standard with height adjustable, forward swept arms and sliding armcaps (G4).
- Standard with Global's high quality Soft Descent™ pneumatic lift which slowly and gently lowers the seat height of the chair making it easy to obtain the exact seat height you desire.
- Five prong, injection molded, fiberglass reinforced nylon Black base with dual wheel carpet casters (C10).
- Upholstery options for seat and headrest (where applicable): fabric, vinyl or leather. Vinyl and leather models may feature stitch detail across the seat and/or back cushions, if applicable.

OPTIONAL FEATURES



- For additional arm/caster options, please refer to the Arm and Caster section (page 335). *Optional casters may be priced higher than the standard casters for your chair and the difference will be charged. Lower priced optional casters will not be credited.*





Please add option codes in the following order:

- **Model numbe**  
**6761** Task chair  
Add (-4) to model # if ordering tilter mechanism.  
Add (-8) to model # if ordering weight sensing synchro-tilter mechanism.  
**6766** Task chair w/ headrest
- **Textile**  
Specify textile code for seat.
- **Arms**  
(G4) Black nylon arms w/SSU armcaps.  
(C) Fixed black nylon arm. No upcharge.
- **Base**  
(SD) Black nylon base.  
(M2) Chrome Spider Base. Add \$68.
- **Casters**  
(DM) C10 dual wheel carpet casters.  
(DL) C10R dual wheel hard floor casters. Add \$20.
- **Mesh** (colors shown on website)  
(U1) Black  
(U2) Burgundy  
(U3) Blue  
(U4) Green  
**Mesh** with flexible lumbar pad. Add \$17.  
(5L) Black mesh w/lumbar  
(6L) Burgundy mesh w/lumbar  
(7L) Blue mesh w/lumbar  
(8L) Green mesh w/lumbar
- **Vari-Width**  
(WA) Width adjustable arm extensions. Add \$84.

EXAMPLE SPRITZ ORDER CODE: TASK CHAIR

6761-8	-TC63	-G4	-M2	-DM	-5L	-WA
Model #	Textile	Arms	Base	Casters	Mesh	Vari-Width

DESCRIPTION	FEATURES	MODEL #	STANDARD TEXTILE GRADES																	
			1	2	3	4	5	6	7	8	9	10	11	12						
 <p><b>Tilter</b> COM: 1 YD   0.91 M Unit weight: 36 LB   16.4 KG Carton weight: 48 LB   21.77 KG Carton volume: 10.5 FT³   0.29 MT³</p>		6761-4	793	825	852	883	934	981	1028	1069	1120	1168	1233	1325						
			<b>OVERALL DIMENSIONS</b>			<b>SEAT DIMENSIONS</b>			<b>BACK DIMENSIONS</b>											
			<b>W</b>	<b>D</b>	<b>H</b>	<b>W</b>	<b>D</b>	<b>H</b>	<b>W</b>	<b>H</b>										
			IN 26	24	38.5	19.5	19	16-20	17.5	20										
			MM 660	610	978	495	483	406-508	445	508										
			<b>RTA 2</b>			<b>courier</b>			1 per carton											
						1	2	3	4	5	6	7	8	9	10	11	12			
			 <p><b>Weight Sensing Synchro-Tilter</b> COM: 1 YD   0.91 M Unit weight: 42 LB   19.1 KG Carton weight: 54 LB   24.49 KG Carton volume: 10.5 FT³   0.29 MT³</p>		6761-8	872	904	931	962	1013	1060	1107	1148	1199	1247	1312	1404			
						<b>OVERALL DIMENSIONS</b>			<b>SEAT DIMENSIONS</b>			<b>BACK DIMENSIONS</b>								
						<b>W</b>	<b>D</b>	<b>H</b>	<b>W</b>	<b>D</b>	<b>H</b>	<b>W</b>	<b>H</b>							
IN 26	24	38.5				19.5	19-21.5	16-20	17.5	20										
MM 660	610	978				495	483-546	406-508	445	508										
<b>RTA 2</b>						<b>courier</b>			1 per carton											

DESCRIPTION	FEATURES	MODEL #	STANDARD TEXTILE GRADES												
			1	2	3	4	5	6	7	8	9	10	11	12	
 <p><b>Tilter w/Adjustable Headrest</b>                      COM: 1 YD   0.91 M                      Unit weight: 37 LB   16.8 KG                      Carton weight: 49 LB   22.23 KG                      Carton volume: 11 FT³   0.31 MT³</p>		<b>6766-4</b>	843	875	902	933	984	1031	1078	1119	1170	1218	1283	1375	
			<b>OVERALL DIMENSIONS</b>			<b>SEAT DIMENSIONS</b>			<b>BACK DIMENSIONS</b>						
			<b>W</b>	<b>D</b>	<b>H</b>	<b>W</b>	<b>D</b>	<b>H</b>	<b>W</b>	<b>H</b>					
			IN 26	24	45	19.5	19	16-20	17.5	27					
			MM 660	610	1143	495	483	406-508	445	686					
			<b>RTA 2</b>		1 per carton										
 <p><b>Weight Sensing Synchro-Tilter w/Adjustable Headrest</b>                      COM: 1 YD   0.91 M                      Unit weight: 43 LB   19.5 KG                      Carton weight: 55 LB   24.95 KG                      Carton volume: 11 FT³   0.31 MT³</p>		<b>6766-8</b>	923	955	982	1013	1064	1111	1158	1199	1250	1298	1363	1455	
			<b>OVERALL DIMENSIONS</b>			<b>SEAT DIMENSIONS</b>			<b>BACK DIMENSIONS</b>						
			<b>W</b>	<b>D</b>	<b>H</b>	<b>W</b>	<b>D</b>	<b>H</b>	<b>W</b>	<b>H</b>					
			IN 26	24	45	19.5	19-21.5	16-20	17.5	27					
			MM 660	610	1143	495	483-546	406-508	445	686					
			<b>RTA 2</b>		1 per carton										

SUPRA



model 5330-4 (TUB)

model 5332 (TTU)



**Impact Resistant Back**  
All models are standard with an impact resistant back cover, in Black only.



model 5331-4 (TUB)




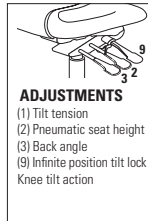

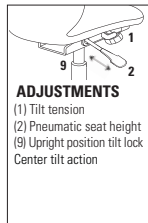
**Optional Aluminum Base**  
See right for details.

STANDARD FEATURES


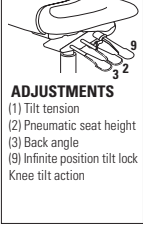

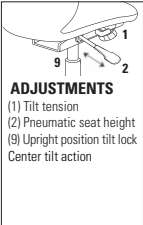



- Contoured cushions support the user in a comfortable, contemporary style.
- Stylish arm/frame design sweeps from under the seat through the back and culminates in a hoop at the rear of the seat.
- Tilters are standard with a Tungsten arm frame finish and Black nylon base, indicated by (TUB) after the model number.
- Standard with soft, durable, self-skinned urethane (SSU) armcaps that are warm to the touch. Black only.
- The impact resistant outer back shell adds a decorative look and protects from damage. Available in Black only.
- Five prong base models: dual wheel carpet casters (C65) are standard.
- Armchair 5332C: dual wheel carpet casters (C33) are standard.
- Upholstery options: fabric, vinyl or leather. Vinyl and leather models may feature stitch detail across the seat and/or back cushions, if applicable.

OPTIONAL FEATURES

- There are no arm options for this series.
- Model 5332 can be joined together using ganging clamp model 5233.
- A selection of glide options is available. Glides must be chosen to best suit flooring type and site conditions. For more information, please refer to the glide section (page 341).
- Glides with felt pads (FG) are available for vinyl sheet, cork or laminate flooring, please specify. Add \$43.
- Glides with rubber pads (RG) are available for vinyl, hardwood, laminate, stone or ceramic flooring, please specify. Add \$43.
- Steel cushioned self-leveling glides (B) are available on 5332 (adds 0.5" to seat height), please specify. Add \$17.
- Optional Tungsten finish with Tungsten base (TUT)\* available on tilter models, please specify at end of model number. Add \$96. (\*Equipped with a 3" cylinder instead of the standard 4" cylinder to maintain seat height range.)
- Arm/frame available in a Black finish with Black nylon base, please specify (TBB). No upcharge.
- Arched, polished aluminum base is available, please specify (TB5). Add \$131.
- Armchairs are available in Black (TBL) or Tungsten (TTU) finish. No upcharge. For Chrome (CHM) finish, add \$84.
- Five prong base models: for hard surface flooring casters, please specify (C65R). Add \$21.
- Armchair 5332C: for hard surface flooring casters, please specify (C33R). Add \$16.
- For additional caster options, please refer to the Arm and Caster section (page 335). *Optional casters may be priced higher than the standard casters for your chair and the difference will be charged. Lower priced optional casters will not be credited.*

DESCRIPTION	FEATURES	MODEL #	STANDARD TEXTILE GRADES												
			1	2	3	4	5	6	7	8	9	10	11	12	
 <p><b>HB Knee-Tilter</b> COM: 1.5 YD   1.37 M Unit weight: 37 LB   16.8 KG Carton weight: 41 LB   18.6 KG Carton volume: 13.25 FT<sup>3</sup>   0.37 MT<sup>3</sup></p>	 <p><b>ADJUSTMENTS</b> (1) Tilt tension (2) Pneumatic seat height (3) Back angle (9) Infinite position tilt lock Knee tilt action</p>	<b>5330-2</b>	886	934	975	1021	1098	1168	1239	1300	1377	1449	1546	1684	
			<b>OVERALL DIMENSIONS</b>			<b>SEAT DIMENSIONS</b>			<b>BACK DIMENSIONS</b>						
			W	D	H	W	D	H	W	H					
			IN 26	27	42.5	21	18.5	16-20	20	24					
MM 660	686	1080	533	470	406-508	508	610								
			<b>RTA 1</b>	1 per carton											
 <p><b>HB Tilter</b> COM: 1.5 YD   1.37 M Unit weight: 34 LB   15.5 KG Carton weight: 40 LB   18.14 KG Carton volume: 12 FT<sup>3</sup>   0.33 MT<sup>3</sup></p>	 <p><b>ADJUSTMENTS</b> (1) Tilt tension (2) Pneumatic seat height (9) Upright position tilt lock Center tilt action</p>	<b>5330-4</b>	649	697	738	784	861	931	1002	1063	1140	1212	1309	1447	
			<b>OVERALL DIMENSIONS</b>			<b>SEAT DIMENSIONS</b>			<b>BACK DIMENSIONS</b>						
			W	D	H	W	D	H	W	H					
			IN 26	27	42	21	18.5	16.5-21.5	20	24					
MM 660	686	1067	533	470	419-546	508	610								
			<b>RTA 1</b>	1 per carton											



DESCRIPTION	FEATURES	MODEL #	STANDARD TEXTILE GRADES														
			1	2	3	4	5	6	7	8	9	10	11	12			
 <p><b>MB Knee-Tilter</b> COM: 1.25 YD   1.14 M Unit weight: 35 LB   15.9 KG Carton weight: 39 LB   17.69 KG Carton volume: 13.25 FT<sup>3</sup>   0.37 MT<sup>3</sup></p>	 <p><b>ADJUSTMENTS</b> (1) Tilt tension (2) Pneumatic seat height (3) Back angle (9) Infinite position tilt lock Knee tilt action</p>	<p>Ergonomic features: A, B, C, J, M, N</p>	<b>5331-2</b>	845	885	919	958	1021	1080	1139	1190	1254	1314	1395	1510		
			<b>OVERALL DIMENSIONS</b>			<b>SEAT DIMENSIONS</b>			<b>BACK DIMENSIONS</b>								
			<b>W</b>	<b>D</b>	<b>H</b>	<b>W</b>	<b>D</b>	<b>H</b>	<b>W</b>	<b>H</b>							
			IN 26	26	39.5	21	18.5	16-20	20	19.5							
			MM 660	660	1003	533	470	406-508	508	495							
			<b>RTA 1</b>	1 per carton													
 <p><b>MB Tilter</b> COM: 1.25 YD   1.14 M Unit weight: 31 LB   14.1 KG Carton weight: 37 LB   16.78 KG Carton volume: 12 FT<sup>3</sup>   0.33 MT<sup>3</sup></p>	 <p><b>ADJUSTMENTS</b> (1) Tilt tension (2) Pneumatic seat height (9) Upright position tilt lock Center tilt action</p>	<p>Ergonomic features: A, B, C, M, N, S</p>	<b>5331-4</b>	609	649	683	722	785	844	903	954	1018	1078	1159	1274		
			<b>OVERALL DIMENSIONS</b>			<b>SEAT DIMENSIONS</b>			<b>BACK DIMENSIONS</b>								
			<b>W</b>	<b>D</b>	<b>H</b>	<b>W</b>	<b>D</b>	<b>H</b>	<b>W</b>	<b>H</b>							
			IN 26	26	39	21	18.5	16.5-21.5	20	19.5							
			MM 660	660	991	533	470	419-546	508	495							
			<b>RTA 1</b>	1 per carton													
 <p><b>Armchair</b> COM: 1.25 YD   1.14 M Unit weight: 24 LB   10.9 KG Carton weight: 33 LB   14.97 KG Carton volume: 17.5 FT<sup>3</sup>   0.49 MT<sup>3</sup></p>		<p>Ergonomic features: M, N</p>	<b>5332</b>	495	535	569	608	671	730	789	840	904	964	1045	1160		
			<b>OVERALL DIMENSIONS</b>			<b>SEAT DIMENSIONS</b>			<b>BACK DIMENSIONS</b>								
			<b>W</b>	<b>D</b>	<b>H</b>	<b>W</b>	<b>D</b>	<b>H</b>	<b>W</b>	<b>H</b>							
			IN 25	25.5	36	21	18.5	17.5	20	19.5							
			MM 635	648	914	533	470	445	508	495							
			<b>RTA 00</b>	1 per carton													
 <p><b>Armchair Casters</b> COM: 1.25 YD   1.14 M Unit weight: 24 LB   10.9 KG Carton weight: 28 LB   12.7 KG Carton volume: 17 FT<sup>3</sup>   0.48 MT<sup>3</sup></p>		<p>Ergonomic features: M, N</p>	<b>5332C</b>	588	628	662	701	764	823	882	933	997	1057	1138	1253		
			<b>OVERALL DIMENSIONS</b>			<b>SEAT DIMENSIONS</b>			<b>BACK DIMENSIONS</b>								
			<b>W</b>	<b>D</b>	<b>H</b>	<b>W</b>	<b>D</b>	<b>H</b>	<b>W</b>	<b>H</b>							
			IN 25	25.5	38	21	18.5	18.5	20	19.5							
			MM 635	648	965	533	470	470	508	495							
			<b>RTA 00</b>	1 per carton													
 <p><b>Armchair Cantilever Sled Base</b> COM: 1.25 YD   1.14 M Unit weight: 29 LB   13.2 KG Carton weight: 39 LB   17.69 KG Carton volume: 20.75 FT<sup>3</sup>   0.58 MT<sup>3</sup></p>		<p>Ergonomic features: M, N</p>	<b>5335</b>	609	649	683	722	785	844	903	954	1018	1078	1159	1274		
			<b>OVERALL DIMENSIONS</b>			<b>SEAT DIMENSIONS</b>			<b>BACK DIMENSIONS</b>								
			<b>W</b>	<b>D</b>	<b>H</b>	<b>W</b>	<b>D</b>	<b>H</b>	<b>W</b>	<b>H</b>							
			IN 25	28	38	21	18.5	18.5	20	19.5							
			MM 635	711	965	533	470	470	508	495							
			<b>RTA 00</b>	1 per carton													

SUPRA-X



model 5336-3

model 5336-5



**Impact Resistant Back**  
All models are standard with an impact resistant back cover, in Black only.





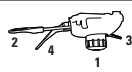



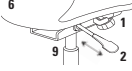





model 5337-6



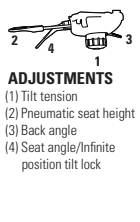



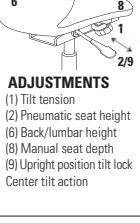



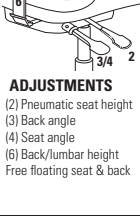



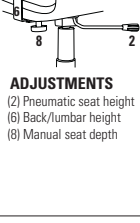



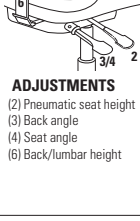

STANDARD FEATURES



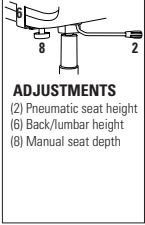



- Ergonomic office seating with height adjustable lumbar support.
- Control knobs on the outside of the back allow the adjustment of the lumbar support.
- An impact resistant outer back shell adds a distinctive look to this series and protects against damage.
- Standard with adjustable height forward swept arms (SC) with kidney shaped soft, durable, self-skinned urethane (SSU) armcaps that are warm to the touch.
- Base and frame are standard in Black only.
- Five prong, injection molded, fiberglass reinforced nylon Black spider base with dual wheel carpet casters (C65).
- Vari-Width (WA) width adjustable arm extensions are standard when chair is ordered with adjustable arms. Allows the arms to move away from the seat by 2" on each side to allow space if desired for broader hip widths.
- Upholstery options: fabric, vinyl or leather (except tamperproof models). Vinyl and leather models may feature stitch detail across the seat and/or back cushions, if applicable.

OPTIONAL FEATURES

- For hard surface flooring casters, please specify (C65R). Add \$21.
- For additional arm/caster options, please refer to the Arm and Caster section (page 335). *Optional casters may be priced higher than the standard casters for your chair and the difference will be charged. Lower priced optional casters will not be credited.*

DESCRIPTION	FEATURES	MODEL #	STANDARD TEXTILE GRADES													
			1	2	3	4	5	6	7	8	9	10	11	12		
  <p><b>Leather stitch detail</b></p> <p><b>HB Multi-Tilter</b> COM: 1.5 YD   1.37 M Unit weight: 46 LB   20.9 KG Carton weight: 58 LB   26.31 KG Carton volume: 10.5 FT³   0.29 MT³</p>	 <p><b>ADJUSTMENTS</b> (1) Tilt tension (2) Pneumatic seat height (3) Back angle (4) Seat angle/Infinite position tilt lock</p>	<b>5333-3</b>	946	994	1035	1081	1158	1228	1299	1360	1437	1509	1606	1744		
		<b>OVERALL DIMENSIONS</b>			<b>SEAT DIMENSIONS</b>			<b>BACK DIMENSIONS</b>								
		<b>W</b>	<b>D</b>	<b>H</b>	<b>W</b>	<b>D</b>	<b>H</b>	<b>W</b>	<b>H</b>							
		IN 26	26.5	41	20	19-20	16-21	18	23.5							
		MM 660	673	1041	508	483-508	406-533	457	597-							
		<b>RTA 2</b>		1 per carton												
  <p><b>Leather stitch detail</b></p> <p><b>HB Tilter</b> COM: 1.5 YD   1.37 M Unit weight: 43 LB   19.5 KG Carton weight: 55 LB   24.95 KG Carton volume: 10.5 FT³   0.29 MT³</p>	 <p><b>ADJUSTMENTS</b> (1) Tilt tension (2) Pneumatic seat height (6) Back/lumbar height (9) Upright position tilt lock Center tilt action</p>	<b>5333-4</b>	871	919	960	1006	1083	1153	1224	1285	1362	1434	1531	1669		
		<b>OVERALL DIMENSIONS</b>			<b>SEAT DIMENSIONS</b>			<b>BACK DIMENSIONS</b>								
		<b>W</b>	<b>D</b>	<b>H</b>	<b>W</b>	<b>D</b>	<b>H</b>	<b>W</b>	<b>H</b>							
		IN 26	25.5	41.5	20	18-19	16-21	18	23							
		MM 660	648	1054	508	457-483	406-533	457	584							
		<b>RTA 2</b>		1 per carton												
  <p><b>Leather stitch detail</b></p> <p><b>MB Synchro-Tilter</b> COM: 1.25 YD   1.14 M Unit weight: 45 LB   20.5 KG Carton weight: 57 LB   25.85 KG Carton volume: 10.5 FT³   0.29 MT³</p>	 <p><b>ADJUSTMENTS</b> (1) Tilt tension (2) Pneumatic seat height (6) Back/lumbar height (9) Upright position tilt lock Synchro tilt action</p>	<b>5336-1</b>	1004	1044	1078	1117	1180	1239	1298	1349	1413	1473	1554	1669		
		<b>OVERALL DIMENSIONS</b>			<b>SEAT DIMENSIONS</b>			<b>BACK DIMENSIONS</b>								
		<b>W</b>	<b>D</b>	<b>H</b>	<b>W</b>	<b>D</b>	<b>H</b>	<b>W</b>	<b>H</b>							
		IN 26	26.5	37.5	20	19-20	16-21	18	16.5							
		MM 660	673	953	508	483-508	406-533	457	419							
		<b>RTA 2</b>		1 per carton												

DESCRIPTION	FEATURES	MODEL #	STANDARD TEXTILE GRADES																																			
			1	2	3	4	5	6	7	8	9	10	11	12																								
 <p><b>MB Multi-Tilter</b> COM: 1.25 YD   1.14 M Unit weight: 43 LB   19.5 KG Carton weight: 55 LB   24.95 KG Carton volume: 10.5 FT<sup>3</sup>   0.29 MT<sup>3</sup></p>		 <p><b>ADJUSTMENTS</b> (1) Tilt tension (2) Pneumatic seat height (3) Back angle (4) Seat angle/Infinite position tilt lock</p>	<table border="1"> <tr> <td><b>5336-3</b></td><td>842</td><td>882</td><td>916</td><td>955</td><td>1018</td><td>1077</td><td>1136</td><td>1187</td><td>1251</td><td>1311</td><td>1392</td><td>1507</td> </tr> </table>												<b>5336-3</b>	842	882	916	955	1018	1077	1136	1187	1251	1311	1392	1507											
			<b>5336-3</b>	842	882	916	955	1018	1077	1136	1187	1251	1311	1392	1507																							
			<p><b>OVERALL DIMENSIONS</b></p> <table border="1"> <tr> <th>W</th><th>D</th><th>H</th> </tr> <tr> <td>IN 26</td><td>26.5</td><td>37.5</td> </tr> <tr> <td>MM 660</td><td>673</td><td>953</td> </tr> </table>			W	D	H	IN 26	26.5	37.5	MM 660	673	953	<p><b>SEAT DIMENSIONS</b></p> <table border="1"> <tr> <th>W</th><th>D</th><th>H</th> </tr> <tr> <td>20</td><td>19-20</td><td>16-21</td> </tr> <tr> <td>508</td><td>483-508</td><td>406-533</td> </tr> </table>			W	D	H	20	19-20	16-21	508	483-508	406-533	<p><b>BACK DIMENSIONS</b></p> <table border="1"> <tr> <th>W</th><th>H</th> </tr> <tr> <td>18</td><td>19.5</td> </tr> <tr> <td>457</td><td>495</td> </tr> </table>						W	H	18	19.5	457	495
			W	D	H																																	
IN 26	26.5	37.5																																				
MM 660	673	953																																				
W	D	H																																				
20	19-20	16-21																																				
508	483-508	406-533																																				
W	H																																					
18	19.5																																					
457	495																																					
<p>Ergonomic features: A, B, C, D, E, G, H, M, N, Q, S</p>			<p><b>RTA 2</b>  1 per carton</p>																																			
 <p><b>MB Tilter</b> COM: 1.25 YD   1.14 M Unit weight: 41 LB   18.6 KG Carton weight: 53 LB   24.04 KG Carton volume: 10.5 FT<sup>3</sup>   0.29 MT<sup>3</sup></p>		 <p><b>ADJUSTMENTS</b> (1) Tilt tension (2) Pneumatic seat height (6) Back/lumbar height (8) Manual seat depth (9) Upright position tilt lock Center tilt action</p>	<table border="1"> <tr> <td><b>5336-4</b></td><td>767</td><td>807</td><td>841</td><td>880</td><td>943</td><td>1002</td><td>1061</td><td>1112</td><td>1176</td><td>1236</td><td>1317</td><td>1432</td> </tr> </table>												<b>5336-4</b>	767	807	841	880	943	1002	1061	1112	1176	1236	1317	1432											
			<b>5336-4</b>	767	807	841	880	943	1002	1061	1112	1176	1236	1317	1432																							
			<p><b>OVERALL DIMENSIONS</b></p> <table border="1"> <tr> <th>W</th><th>D</th><th>H</th> </tr> <tr> <td>IN 26</td><td>25.5</td><td>37.5</td> </tr> <tr> <td>MM 660</td><td>648</td><td>953</td> </tr> </table>			W	D	H	IN 26	25.5	37.5	MM 660	648	953	<p><b>SEAT DIMENSIONS</b></p> <table border="1"> <tr> <th>W</th><th>D</th><th>H</th> </tr> <tr> <td>20</td><td>18-19</td><td>16-21</td> </tr> <tr> <td>508</td><td>457-483</td><td>406-533</td> </tr> </table>			W	D	H	20	18-19	16-21	508	457-483	406-533	<p><b>BACK DIMENSIONS</b></p> <table border="1"> <tr> <th>W</th><th>H</th> </tr> <tr> <td>18</td><td>19</td> </tr> <tr> <td>457</td><td>483</td> </tr> </table>						W	H	18	19	457	483
			W	D	H																																	
IN 26	25.5	37.5																																				
MM 660	648	953																																				
W	D	H																																				
20	18-19	16-21																																				
508	457-483	406-533																																				
W	H																																					
18	19																																					
457	483																																					
<p>Ergonomic features: A, B, C, D, E, H, M, N, Q, S</p>			<p><b>RTA 2</b>  1 per carton</p>																																			
 <p><b>MB Operator</b> COM: 1.25 YD   1.14 M Unit weight: 40 LB   18.2 KG Carton weight: 49 LB   22.23 KG Carton volume: 10.5 FT<sup>3</sup>   0.29 MT<sup>3</sup></p>		 <p><b>ADJUSTMENTS</b> (2) Pneumatic seat height (3) Back angle (4) Seat angle (6) Back/lumbar height Free floating seat &amp; back</p>	<table border="1"> <tr> <td><b>5336-5</b></td><td>775</td><td>815</td><td>849</td><td>888</td><td>951</td><td>1010</td><td>1069</td><td>1120</td><td>1184</td><td>1244</td><td>1325</td><td>1440</td> </tr> </table>												<b>5336-5</b>	775	815	849	888	951	1010	1069	1120	1184	1244	1325	1440											
			<b>5336-5</b>	775	815	849	888	951	1010	1069	1120	1184	1244	1325	1440																							
			<p><b>OVERALL DIMENSIONS</b></p> <table border="1"> <tr> <th>W</th><th>D</th><th>H</th> </tr> <tr> <td>IN 26</td><td>27.5</td><td>37.5</td> </tr> <tr> <td>MM 660</td><td>699</td><td>953</td> </tr> </table>			W	D	H	IN 26	27.5	37.5	MM 660	699	953	<p><b>SEAT DIMENSIONS</b></p> <table border="1"> <tr> <th>W</th><th>D</th><th>H</th> </tr> <tr> <td>20</td><td>18</td><td>16.5-21.5</td> </tr> <tr> <td>508</td><td>457</td><td>419-546</td> </tr> </table>			W	D	H	20	18	16.5-21.5	508	457	419-546	<p><b>BACK DIMENSIONS</b></p> <table border="1"> <tr> <th>W</th><th>H</th> </tr> <tr> <td>18</td><td>18</td> </tr> <tr> <td>457</td><td>457</td> </tr> </table>						W	H	18	18	457	457
			W	D	H																																	
IN 26	27.5	37.5																																				
MM 660	699	953																																				
W	D	H																																				
20	18	16.5-21.5																																				
508	457	419-546																																				
W	H																																					
18	18																																					
457	457																																					
<p>Ergonomic features: C, D, E, F, G, H, M, N, Q, S</p>			<p><b>RTA 2</b>  1 per carton</p>																																			
 <p><b>MB Task</b> COM: 1.25 YD   1.14 M Unit weight: 33 LB   15 KG Carton weight: 39 LB   17.69 KG Carton volume: 6.75 FT<sup>3</sup>   0.19 MT<sup>3</sup></p>		 <p><b>ADJUSTMENTS</b> (2) Pneumatic seat height (6) Back/lumbar height (8) Manual seat depth</p>	<table border="1"> <tr> <td><b>5336-6</b></td><td>639</td><td>679</td><td>713</td><td>752</td><td>815</td><td>874</td><td>933</td><td>984</td><td>1048</td><td>1108</td><td>1189</td><td>1304</td> </tr> </table>												<b>5336-6</b>	639	679	713	752	815	874	933	984	1048	1108	1189	1304											
			<b>5336-6</b>	639	679	713	752	815	874	933	984	1048	1108	1189	1304																							
			<p><b>OVERALL DIMENSIONS</b></p> <table border="1"> <tr> <th>W</th><th>D</th><th>H</th> </tr> <tr> <td>IN 26</td><td>25</td><td>38.5</td> </tr> <tr> <td>MM 660</td><td>635</td><td>978</td> </tr> </table>			W	D	H	IN 26	25	38.5	MM 660	635	978	<p><b>SEAT DIMENSIONS</b></p> <table border="1"> <tr> <th>W</th><th>D</th><th>H</th> </tr> <tr> <td>20</td><td>18.5-19.5</td><td>17-22</td> </tr> <tr> <td>508</td><td>470-495</td><td>432-559</td> </tr> </table>			W	D	H	20	18.5-19.5	17-22	508	470-495	432-559	<p><b>BACK DIMENSIONS</b></p> <table border="1"> <tr> <th>W</th><th>H</th> </tr> <tr> <td>18</td><td>19</td> </tr> <tr> <td>457</td><td>483</td> </tr> </table>						W	H	18	19	457	483
			W	D	H																																	
IN 26	25	38.5																																				
MM 660	635	978																																				
W	D	H																																				
20	18.5-19.5	17-22																																				
508	470-495	432-559																																				
W	H																																					
18	19																																					
457	483																																					
<p>Ergonomic features: C, D, E, H, M, N, Q</p>			<p><b>RTA 1</b>  1 per carton</p>																																			
 <p><b>MB Operator Armless</b> COM: 1.25 YD   1.14 M Unit weight: 34 LB   15.5 KG Carton weight: 43 LB   19.5 KG Carton volume: 10.5 FT<sup>3</sup>   0.29 MT<sup>3</sup></p>		 <p><b>ADJUSTMENTS</b> (2) Pneumatic seat height (3) Back angle (4) Seat angle (6) Back/lumbar height</p>	<table border="1"> <tr> <td><b>5337-5</b></td><td>648</td><td>688</td><td>722</td><td>761</td><td>824</td><td>883</td><td>942</td><td>993</td><td>1057</td><td>1117</td><td>1198</td><td>1313</td> </tr> </table>												<b>5337-5</b>	648	688	722	761	824	883	942	993	1057	1117	1198	1313											
			<b>5337-5</b>	648	688	722	761	824	883	942	993	1057	1117	1198	1313																							
			<p><b>OVERALL DIMENSIONS</b></p> <table border="1"> <tr> <th>W</th><th>D</th><th>H</th> </tr> <tr> <td>IN 20</td><td>27.5</td><td>37.5</td> </tr> <tr> <td>MM 508</td><td>699</td><td>953</td> </tr> </table>			W	D	H	IN 20	27.5	37.5	MM 508	699	953	<p><b>SEAT DIMENSIONS</b></p> <table border="1"> <tr> <th>W</th><th>D</th><th>H</th> </tr> <tr> <td>20</td><td>17</td><td>16.5-21.5</td> </tr> <tr> <td>508</td><td>432</td><td>419-546</td> </tr> </table>			W	D	H	20	17	16.5-21.5	508	432	419-546	<p><b>BACK DIMENSIONS</b></p> <table border="1"> <tr> <th>W</th><th>H</th> </tr> <tr> <td>18</td><td>18</td> </tr> <tr> <td>457</td><td>457</td> </tr> </table>						W	H	18	18	457	457
			W	D	H																																	
IN 20	27.5	37.5																																				
MM 508	699	953																																				
W	D	H																																				
20	17	16.5-21.5																																				
508	432	419-546																																				
W	H																																					
18	18																																					
457	457																																					
<p>Ergonomic features: C, D, E, F, G, M, N, S</p>			<p><b>RTA 2</b>  1 per carton</p>																																			

DESCRIPTION	FEATURES	MODEL #	STANDARD TEXTILE GRADES																																					
			1	2	3	4	5	6	7	8	9	10	11	12																										
  <p><b>MB Task Armless</b> COM: 1.25 YD   1.14 M Unit weight: 27 LB   12.3 KG Carton weight: 30 LB   13.61 KG Carton volume: 6.75 FT³   0.19 MT³</p>	 <p><b>ADJUSTMENTS</b> (2) Pneumatic seat height (6) Back/lumbar height (8) Manual seat depth</p>	<p>Ergonomic features: C, D, E, M, N, Q</p>	<table border="1"> <tr> <td><b>5337-6</b></td><td>505</td><td>545</td><td>579</td><td>618</td><td>681</td><td>740</td><td>799</td><td>850</td><td>914</td><td>974</td><td>1055</td><td>1170</td> </tr> </table>												<b>5337-6</b>	505	545	579	618	681	740	799	850	914	974	1055	1170													
			<b>5337-6</b>	505	545	579	618	681	740	799	850	914	974	1055	1170																									
			<p><b>OVERALL DIMENSIONS</b></p> <table border="1"> <tr> <th>W</th><th>D</th><th>H</th> </tr> <tr> <td>IN 20</td><td>25</td><td>38.5</td> </tr> <tr> <td>MM 508</td><td>635</td><td>978</td> </tr> </table>			W	D	H	IN 20	25	38.5	MM 508	635	978	<p><b>SEAT DIMENSIONS</b></p> <table border="1"> <tr> <th>W</th><th>D</th><th>H</th> </tr> <tr> <td>20</td><td>18.5-19.5</td><td>17-22</td> </tr> <tr> <td>508</td><td>470-495</td><td>432-559</td> </tr> </table>			W	D	H	20	18.5-19.5	17-22	508	470-495	432-559	<p><b>BACK DIMENSIONS</b></p> <table border="1"> <tr> <th>W</th><th>H</th> </tr> <tr> <td>18</td><td>19</td> </tr> <tr> <td>457</td><td>483</td> </tr> </table>						W	H	18	19	457	483		
			W	D	H																																			
IN 20	25	38.5																																						
MM 508	635	978																																						
W	D	H																																						
20	18.5-19.5	17-22																																						
508	470-495	432-559																																						
W	H																																							
18	19																																							
457	483																																							
<p>RTA 1  1 per carton</p>			<table border="1"> <tr> <td></td><td>1</td><td>2</td><td>3</td><td>4</td><td>5</td><td>6</td><td>7</td><td>8</td><td>9</td><td>10</td><td>11</td><td>12</td> </tr> <tr> <td><b>5338-6</b></td><td>918</td><td>958</td><td>992</td><td>1031</td><td>1094</td><td>1153</td><td>1212</td><td>1263</td><td>1327</td><td>1387</td><td>1468</td><td>1583</td> </tr> </table>													1	2	3	4	5	6	7	8	9	10	11	12	<b>5338-6</b>	918	958	992	1031	1094	1153	1212	1263	1327	1387	1468	1583
	1	2	3	4	5	6	7	8	9	10	11	12																												
<b>5338-6</b>	918	958	992	1031	1094	1153	1212	1263	1327	1387	1468	1583																												
<p><b>OVERALL DIMENSIONS</b></p> <table border="1"> <tr> <th>W</th><th>D</th><th>H</th> </tr> <tr> <td>IN 26</td><td>25</td><td>46.5</td> </tr> <tr> <td>MM 660</td><td>635</td><td>1181</td> </tr> </table>			W	D	H	IN 26	25	46.5	MM 660	635	1181	<p><b>SEAT DIMENSIONS</b></p> <table border="1"> <tr> <th>W</th><th>D</th><th>H</th> </tr> <tr> <td>20</td><td>18.5-19.5</td><td>23.5-33.5</td> </tr> <tr> <td>508</td><td>470-495</td><td>597-851</td> </tr> </table>			W	D	H	20	18.5-19.5	23.5-33.5	508	470-495	597-851	<p><b>BACK DIMENSIONS</b></p> <table border="1"> <tr> <th>W</th><th>H</th> </tr> <tr> <td>18</td><td>19</td> </tr> <tr> <td>457</td><td>483</td> </tr> </table>						W	H	18	19	457	483					
W	D	H																																						
IN 26	25	46.5																																						
MM 660	635	1181																																						
W	D	H																																						
20	18.5-19.5	23.5-33.5																																						
508	470-495	597-851																																						
W	H																																							
18	19																																							
457	483																																							
<p>RTA 1  1 per carton</p>			<table border="1"> <tr> <td></td><td>1</td><td>2</td><td>3</td><td>4</td><td>5</td><td>6</td><td>7</td><td>8</td><td>9</td><td>10</td><td>11</td><td>12</td> </tr> <tr> <td><b>5339-6</b></td><td>814</td><td>854</td><td>888</td><td>927</td><td>990</td><td>1049</td><td>1108</td><td>1159</td><td>1223</td><td>1283</td><td>1364</td><td>1479</td> </tr> </table>													1	2	3	4	5	6	7	8	9	10	11	12	<b>5339-6</b>	814	854	888	927	990	1049	1108	1159	1223	1283	1364	1479
	1	2	3	4	5	6	7	8	9	10	11	12																												
<b>5339-6</b>	814	854	888	927	990	1049	1108	1159	1223	1283	1364	1479																												
<p><b>OVERALL DIMENSIONS</b></p> <table border="1"> <tr> <th>W</th><th>D</th><th>H</th> </tr> <tr> <td>IN 20</td><td>25</td><td>46.5</td> </tr> <tr> <td>MM 508</td><td>635</td><td>1181</td> </tr> </table>			W	D	H	IN 20	25	46.5	MM 508	635	1181	<p><b>SEAT DIMENSIONS</b></p> <table border="1"> <tr> <th>W</th><th>D</th><th>H</th> </tr> <tr> <td>20</td><td>18.5-19.5</td><td>23.5-33.5</td> </tr> <tr> <td>508</td><td>470-495</td><td>597-851</td> </tr> </table>			W	D	H	20	18.5-19.5	23.5-33.5	508	470-495	597-851	<p><b>BACK DIMENSIONS</b></p> <table border="1"> <tr> <th>W</th><th>H</th> </tr> <tr> <td>18</td><td>19</td> </tr> <tr> <td>457</td><td>483</td> </tr> </table>						W	H	18	19	457	483					
W	D	H																																						
IN 20	25	46.5																																						
MM 508	635	1181																																						
W	D	H																																						
20	18.5-19.5	23.5-33.5																																						
508	470-495	597-851																																						
W	H																																							
18	19																																							
457	483																																							
<p>RTA 1  1 per carton</p>																																								

SYNOPSIS



model 5080-3



model 5080-3




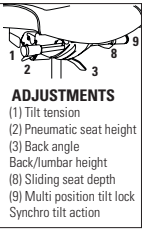



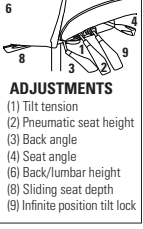


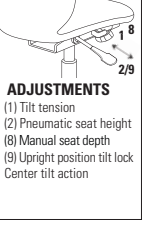

model 5091-4


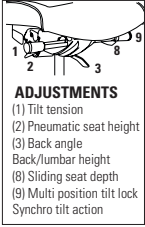


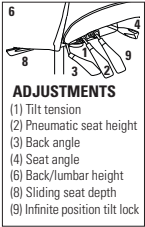


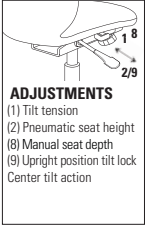


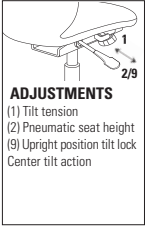

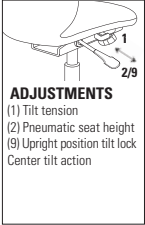
STANDARD FEATURES


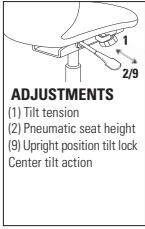

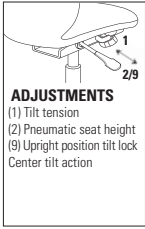

- A compound curved back adds a distinct look while maximizing comfort.
- Ratchet style back height and pneumatic seat height adjustments are standard on select models.
- Fixed height, impact and scuff resistant curved arms with urethane armcaps are standard on models 5090-4, 5091-4 and 5092.
- Standard with adjustable height T-arms with teardrop shaped urethane armcaps (3B).
- Vari-Width (WA) width adjustable arm extensions are standard when chair is ordered with adjustable arms. Allows the arms to move away from the seat by 2" on each side to allow space if desired for broader hip widths.
- Multi-tilters feature a Black impact resistant outer back shell. Height adjustable stools have a plastic back panel. All other models feature a fully upholstered outer back.
- Sliding seat depth on multi-tilters and synchro-tilters can be adjusted with a lever on the side of the chair.
- All models (except armchair) are standard with a five prong, injection molded base with dual wheel carpet casters (C65).
- Base and arms are available in Black only.
- Pedestal base models provide fixed location seating for use in auditoriums, classrooms, jury boxes, public venues and more. The base must be mounted to the floor (mounting hardware not included). See Pedestal Base Installation Guide on website for details.
- Upholstery options: fabric, vinyl or leather. Vinyl and leather models may feature stitch detail across the seat and/or back cushions, if applicable.

OPTIONAL FEATURES

- For hard surface flooring casters, please specify (C65R). Add \$21.
- For additional arm/caster options, please refer to the Arm and Caster section (page 335). *Optional casters may be priced higher than the standard casters for your chair and the difference will be charged. Lower priced optional casters will not be credited.*
- Pedestal base models have Black bases with 2" height adjustable cylinders, please specify: (SH) Swivel, auto return to max height. No upcharge. (SN) Non-swivel, auto return to max height. Add \$16. (SC) Swivel, auto return to center and return to max height. Add \$26.

DESCRIPTION	FEATURES	MODEL #	STANDARD TEXTILE GRADES																																												
			1	2	3	4	5	6	7	8	9	10	11	12																																	
 <p><b>HB Synchro-Tilter T Arm</b> COM: 2 YD   1.83 M Unit weight: 55 LB   25 KG Carton weight: 65 LB   29.48 KG Carton volume: 14.25 FT<sup>3</sup>   0.4 MT<sup>3</sup></p>	 <p><b>ADJUSTMENTS</b> (1) Tilt tension (2) Pneumatic seat height (3) Back angle Back/lumbar height (8) Sliding seat depth (9) Multi position tilt lock Synchro tilt action</p>	<p>Ergonomic features: A, B, C, D, E, G, H, L, M, N, Q, U</p>	<table border="1"> <tr> <th colspan="3">OVERALL DIMENSIONS</th> <th colspan="3">SEAT DIMENSIONS</th> <th colspan="3">BACK DIMENSIONS</th> </tr> <tr> <th>W</th><th>D</th><th>H</th> <th>W</th><th>D</th><th>H</th> <th>W</th><th>H</th> </tr> <tr> <td>IN 24</td><td>25</td><td>46</td> <td>19.5</td><td>18-21</td><td>17-22</td> <td>19</td><td>26-28.5</td> </tr> <tr> <td>MM 610</td><td>635</td><td>1168</td> <td>495</td><td>457-533</td><td>432-559</td> <td>483</td><td>660-724</td> </tr> </table>												OVERALL DIMENSIONS			SEAT DIMENSIONS			BACK DIMENSIONS			W	D	H	W	D	H	W	H	IN 24	25	46	19.5	18-21	17-22	19	26-28.5	MM 610	635	1168	495	457-533	432-559	483	660-724
			OVERALL DIMENSIONS			SEAT DIMENSIONS			BACK DIMENSIONS																																						
			W	D	H	W	D	H	W	H																																					
			IN 24	25	46	19.5	18-21	17-22	19	26-28.5																																					
MM 610	635	1168	495	457-533	432-559	483	660-724																																								
<p>RTA 1  1 per carton</p>																																															
<table border="1"> <tr> <th>1</th><th>2</th><th>3</th><th>4</th><th>5</th><th>6</th><th>7</th><th>8</th><th>9</th><th>10</th><th>11</th><th>12</th> </tr> <tr> <td>5080-0</td><td>1129</td><td>1193</td><td>1247</td><td>1309</td><td>1411</td><td>1505</td><td>1599</td><td>1681</td><td>1783</td><td>1879</td><td>2009</td><td>2193</td> </tr> </table>			1	2	3	4	5	6	7	8	9	10	11	12	5080-0	1129	1193	1247	1309	1411	1505	1599	1681	1783	1879	2009	2193																				
1	2	3	4	5	6	7	8	9	10	11	12																																				
5080-0	1129	1193	1247	1309	1411	1505	1599	1681	1783	1879	2009	2193																																			
<p>RTA 1  1 per carton</p>																																															
<table border="1"> <tr> <th>1</th><th>2</th><th>3</th><th>4</th><th>5</th><th>6</th><th>7</th><th>8</th><th>9</th><th>10</th><th>11</th><th>12</th> </tr> <tr> <td>5080-3</td><td>1129</td><td>1193</td><td>1247</td><td>1309</td><td>1411</td><td>1505</td><td>1599</td><td>1681</td><td>1783</td><td>1879</td><td>2009</td><td>2193</td> </tr> </table>			1	2	3	4	5	6	7	8	9	10	11	12	5080-3	1129	1193	1247	1309	1411	1505	1599	1681	1783	1879	2009	2193																				
1	2	3	4	5	6	7	8	9	10	11	12																																				
5080-3	1129	1193	1247	1309	1411	1505	1599	1681	1783	1879	2009	2193																																			
 <p><b>HB Multi-Tilter T Arm</b> COM: 2 YD   1.83 M Unit weight: 57 LB   25.9 KG Carton weight: 67 LB   30.39 KG Carton volume: 14.25 FT<sup>3</sup>   0.4 MT<sup>3</sup></p>	 <p><b>ADJUSTMENTS</b> (1) Tilt tension (2) Pneumatic seat height (3) Back angle (4) Seat angle (6) Back/lumbar height (8) Sliding seat depth (9) Infinite position tilt lock</p>	<p>Ergonomic features: A, B, C, D, E, F, G, H, M, N, Q, S</p>	<table border="1"> <tr> <th colspan="3">OVERALL DIMENSIONS</th> <th colspan="3">SEAT DIMENSIONS</th> <th colspan="3">BACK DIMENSIONS</th> </tr> <tr> <th>W</th><th>D</th><th>H</th> <th>W</th><th>D</th><th>H</th> <th>W</th><th>H</th> </tr> <tr> <td>IN 24</td><td>25</td><td>46</td> <td>19.5</td><td>18-21</td><td>17-22</td> <td>19</td><td>26-28.5</td> </tr> <tr> <td>MM 610</td><td>635</td><td>1168</td> <td>495</td><td>457-533</td><td>432-559</td> <td>483</td><td>660-724</td> </tr> </table>												OVERALL DIMENSIONS			SEAT DIMENSIONS			BACK DIMENSIONS			W	D	H	W	D	H	W	H	IN 24	25	46	19.5	18-21	17-22	19	26-28.5	MM 610	635	1168	495	457-533	432-559	483	660-724
			OVERALL DIMENSIONS			SEAT DIMENSIONS			BACK DIMENSIONS																																						
			W	D	H	W	D	H	W	H																																					
			IN 24	25	46	19.5	18-21	17-22	19	26-28.5																																					
MM 610	635	1168	495	457-533	432-559	483	660-724																																								
<p>RTA 1  1 per carton</p>																																															
<table border="1"> <tr> <th>1</th><th>2</th><th>3</th><th>4</th><th>5</th><th>6</th><th>7</th><th>8</th><th>9</th><th>10</th><th>11</th><th>12</th> </tr> <tr> <td>5080-3</td><td>1129</td><td>1193</td><td>1247</td><td>1309</td><td>1411</td><td>1505</td><td>1599</td><td>1681</td><td>1783</td><td>1879</td><td>2009</td><td>2193</td> </tr> </table>			1	2	3	4	5	6	7	8	9	10	11	12	5080-3	1129	1193	1247	1309	1411	1505	1599	1681	1783	1879	2009	2193																				
1	2	3	4	5	6	7	8	9	10	11	12																																				
5080-3	1129	1193	1247	1309	1411	1505	1599	1681	1783	1879	2009	2193																																			
 <p><b>HB Tilter T Arm</b> COM: 2 YD   1.83 M Unit weight: 38 LB   17.3 KG Carton weight: 45 LB   20.41 KG Carton volume: 9.75 FT<sup>3</sup>   0.27 MT<sup>3</sup></p>	 <p><b>ADJUSTMENTS</b> (1) Tilt tension (2) Pneumatic seat height (8) Manual seat depth (9) Upright position tilt lock Center tilt action</p>	<p>Ergonomic features: A, B, C, E, H, M, N, Q, U, S</p>	<table border="1"> <tr> <th colspan="3">OVERALL DIMENSIONS</th> <th colspan="3">SEAT DIMENSIONS</th> <th colspan="3">BACK DIMENSIONS</th> </tr> <tr> <th>W</th><th>D</th><th>H</th> <th>W</th><th>D</th><th>H</th> <th>W</th><th>H</th> </tr> <tr> <td>IN 24.5</td><td>26.5</td><td>43.5</td> <td>19.5</td><td>18.5-19.5</td><td>16.5-21.5</td> <td>19</td><td>25.5</td> </tr> <tr> <td>MM 622</td><td>673</td><td>1105</td> <td>495</td><td>470-495</td><td>419-546</td> <td>483</td><td>648</td> </tr> </table>												OVERALL DIMENSIONS			SEAT DIMENSIONS			BACK DIMENSIONS			W	D	H	W	D	H	W	H	IN 24.5	26.5	43.5	19.5	18.5-19.5	16.5-21.5	19	25.5	MM 622	673	1105	495	470-495	419-546	483	648
			OVERALL DIMENSIONS			SEAT DIMENSIONS			BACK DIMENSIONS																																						
			W	D	H	W	D	H	W	H																																					
			IN 24.5	26.5	43.5	19.5	18.5-19.5	16.5-21.5	19	25.5																																					
MM 622	673	1105	495	470-495	419-546	483	648																																								
<p>RTA 2  1 per carton</p>																																															
<table border="1"> <tr> <th>1</th><th>2</th><th>3</th><th>4</th><th>5</th><th>6</th><th>7</th><th>8</th><th>9</th><th>10</th><th>11</th><th>12</th> </tr> <tr> <td>5080-4</td><td>1041</td><td>1105</td><td>1159</td><td>1221</td><td>1323</td><td>1417</td><td>1511</td><td>1593</td><td>1695</td><td>1791</td><td>1921</td><td>2105</td> </tr> </table>			1	2	3	4	5	6	7	8	9	10	11	12	5080-4	1041	1105	1159	1221	1323	1417	1511	1593	1695	1791	1921	2105																				
1	2	3	4	5	6	7	8	9	10	11	12																																				
5080-4	1041	1105	1159	1221	1323	1417	1511	1593	1695	1791	1921	2105																																			

DESCRIPTION	FEATURES	MODEL #	STANDARD TEXTILE GRADES																																																																								
			1	2	3	4	5	6	7	8	9	10	11	12																																																													
 <p><b>MB Synchro-Tilter T Arm</b> COM: 1.75 YD   1.6 M Unit weight: 53 LB   24.1 KG Carton weight: 62 LB   28.12 KG Carton volume: 14.25 FT³   0.4 MT³</p>	 <p><b>ADJUSTMENTS</b> (1) Tilt tension (2) Pneumatic seat height (3) Back angle (4) Back/lumbar height (5) Sliding seat depth (6) Multi position tilt lock Synchro tilt action</p>	<p>Ergonomic features: A, B, C, D, E, G, H, L, H, M, N, Q, U,</p>	<table border="1"> <tr> <td>5081-0</td><td>1073</td><td>1129</td><td>1176</td><td>1231</td><td>1320</td><td>1402</td><td>1484</td><td>1556</td><td>1645</td><td>1729</td><td>1843</td><td>2004</td> </tr> <tr> <th colspan="3">OVERALL DIMENSIONS</th> <th colspan="3">SEAT DIMENSIONS</th> <th colspan="3">BACK DIMENSIONS</th> <td colspan="3"></td> </tr> <tr> <th>W</th><th>D</th><th>H</th><th>W</th><th>D</th><th>H</th><th>W</th><th>H</th><td colspan="4"></td> </tr> <tr> <td>IN 24</td><td>25</td><td>42</td><td>19.5</td><td>18-21</td><td>17-22</td><td>19</td><td>22-24.5</td><td colspan="4"></td> </tr> <tr> <td>MM 610</td><td>635</td><td>1067</td><td>495</td><td>457-533</td><td>432-559</td><td>483</td><td>559-622</td><td colspan="4"></td> </tr> </table>												5081-0	1073	1129	1176	1231	1320	1402	1484	1556	1645	1729	1843	2004	OVERALL DIMENSIONS			SEAT DIMENSIONS			BACK DIMENSIONS						W	D	H	W	D	H	W	H					IN 24	25	42	19.5	18-21	17-22	19	22-24.5					MM 610	635	1067	495	457-533	432-559	483	559-622				
			5081-0	1073	1129	1176	1231	1320	1402	1484	1556	1645	1729	1843	2004																																																												
			OVERALL DIMENSIONS			SEAT DIMENSIONS			BACK DIMENSIONS																																																																		
			W	D	H	W	D	H	W	H																																																																	
IN 24	25	42	19.5	18-21	17-22	19	22-24.5																																																																				
MM 610	635	1067	495	457-533	432-559	483	559-622																																																																				
			<p>RTA 1  1 per carton</p>																																																																								
 <p><b>MB Multi-Tilter T Arm</b> COM: 1.75 YD   1.6 M Unit weight: 55 LB   25 KG Carton weight: 64 LB   29.03 KG Carton volume: 14.25 FT³   0.4 MT³</p>	 <p><b>ADJUSTMENTS</b> (1) Tilt tension (2) Pneumatic seat height (3) Back angle (4) Seat angle (5) Back/lumbar height (6) Sliding seat depth (7) Infinite position tilt lock</p>	<p>Ergonomic features: A, B, C, D, E, F, G, H, M, N, Q, S</p>	<table border="1"> <tr> <td>5081-3</td><td>1073</td><td>1129</td><td>1176</td><td>1231</td><td>1320</td><td>1402</td><td>1484</td><td>1556</td><td>1645</td><td>1729</td><td>1843</td><td>2004</td> </tr> <tr> <th colspan="3">OVERALL DIMENSIONS</th> <th colspan="3">SEAT DIMENSIONS</th> <th colspan="3">BACK DIMENSIONS</th> <td colspan="3"></td> </tr> <tr> <th>W</th><th>D</th><th>H</th><th>W</th><th>D</th><th>H</th><th>W</th><th>H</th><td colspan="4"></td> </tr> <tr> <td>IN 24</td><td>25</td><td>42</td><td>19.5</td><td>18-21</td><td>17-22</td><td>19</td><td>22-24.5</td><td colspan="4"></td> </tr> <tr> <td>MM 610</td><td>635</td><td>1067</td><td>495</td><td>457-533</td><td>432-559</td><td>483</td><td>559-622</td><td colspan="4"></td> </tr> </table>												5081-3	1073	1129	1176	1231	1320	1402	1484	1556	1645	1729	1843	2004	OVERALL DIMENSIONS			SEAT DIMENSIONS			BACK DIMENSIONS						W	D	H	W	D	H	W	H					IN 24	25	42	19.5	18-21	17-22	19	22-24.5					MM 610	635	1067	495	457-533	432-559	483	559-622				
			5081-3	1073	1129	1176	1231	1320	1402	1484	1556	1645	1729	1843	2004																																																												
			OVERALL DIMENSIONS			SEAT DIMENSIONS			BACK DIMENSIONS																																																																		
			W	D	H	W	D	H	W	H																																																																	
IN 24	25	42	19.5	18-21	17-22	19	22-24.5																																																																				
MM 610	635	1067	495	457-533	432-559	483	559-622																																																																				
			<p>RTA 1  1 per carton</p>																																																																								
 <p><b>MB Tilter T Arm</b> COM: 1.75 YD   1.6 M Unit weight: 34 LB   15.5 KG Carton weight: 41 LB   18.6 KG Carton volume: 9.75 FT³   0.27 MT³</p>	 <p><b>ADJUSTMENTS</b> (1) Tilt tension (2) Pneumatic seat height (3) Manual seat depth (4) Upright position tilt lock Center tilt action</p>	<p>Ergonomic features: A, B, C, E, H, M, N, Q, S, U</p>	<table border="1"> <tr> <td>5081-4</td><td>984</td><td>1040</td><td>1087</td><td>1142</td><td>1231</td><td>1313</td><td>1395</td><td>1467</td><td>1556</td><td>1640</td><td>1754</td><td>1915</td> </tr> <tr> <th colspan="3">OVERALL DIMENSIONS</th> <th colspan="3">SEAT DIMENSIONS</th> <th colspan="3">BACK DIMENSIONS</th> <td colspan="3"></td> </tr> <tr> <th>W</th><th>D</th><th>H</th><th>W</th><th>D</th><th>H</th><th>W</th><th>H</th><td colspan="4"></td> </tr> <tr> <td>IN 24.5</td><td>26.5</td><td>39.5</td><td>19.5</td><td>18.5-19.5</td><td>16.5-20.5</td><td>19</td><td>21.5-24</td><td colspan="4"></td> </tr> <tr> <td>MM 622</td><td>673</td><td>1003</td><td>495</td><td>470-495</td><td>419-521</td><td>483</td><td>546-610</td><td colspan="4"></td> </tr> </table>												5081-4	984	1040	1087	1142	1231	1313	1395	1467	1556	1640	1754	1915	OVERALL DIMENSIONS			SEAT DIMENSIONS			BACK DIMENSIONS						W	D	H	W	D	H	W	H					IN 24.5	26.5	39.5	19.5	18.5-19.5	16.5-20.5	19	21.5-24					MM 622	673	1003	495	470-495	419-521	483	546-610				
			5081-4	984	1040	1087	1142	1231	1313	1395	1467	1556	1640	1754	1915																																																												
			OVERALL DIMENSIONS			SEAT DIMENSIONS			BACK DIMENSIONS																																																																		
			W	D	H	W	D	H	W	H																																																																	
IN 24.5	26.5	39.5	19.5	18.5-19.5	16.5-20.5	19	21.5-24																																																																				
MM 622	673	1003	495	470-495	419-521	483	546-610																																																																				
			<p>RTA 2  1 per carton</p>																																																																								
 <p><b>HB Tilter</b> COM: 2 YD   1.83 M Unit weight: 35 LB   15.9 KG Carton weight: 41 LB   18.6 KG Carton volume: 11.5 FT³   0.32 MT³</p>	 <p><b>ADJUSTMENTS</b> (1) Tilt tension (2) Pneumatic seat height (3) Upright position tilt lock Center tilt action</p>	<p>Ergonomic features: A, B, C, M, N, S</p>	<table border="1"> <tr> <td>5090-4</td><td>814</td><td>878</td><td>932</td><td>994</td><td>1096</td><td>1190</td><td>1284</td><td>1366</td><td>1468</td><td>1564</td><td>1694</td><td>1878</td> </tr> <tr> <th colspan="3">OVERALL DIMENSIONS</th> <th colspan="3">SEAT DIMENSIONS</th> <th colspan="3">BACK DIMENSIONS</th> <td colspan="3"></td> </tr> <tr> <th>W</th><th>D</th><th>H</th><th>W</th><th>D</th><th>H</th><th>W</th><th>H</th><td colspan="4"></td> </tr> <tr> <td>IN 24.5</td><td>26.5</td><td>43.5</td><td>19.5</td><td>19.5</td><td>16.5-21.5</td><td>19</td><td>25.5</td><td colspan="4"></td> </tr> <tr> <td>MM 622</td><td>673</td><td>1105</td><td>495</td><td>495</td><td>419-546</td><td>483</td><td>648</td><td colspan="4"></td> </tr> </table>												5090-4	814	878	932	994	1096	1190	1284	1366	1468	1564	1694	1878	OVERALL DIMENSIONS			SEAT DIMENSIONS			BACK DIMENSIONS						W	D	H	W	D	H	W	H					IN 24.5	26.5	43.5	19.5	19.5	16.5-21.5	19	25.5					MM 622	673	1105	495	495	419-546	483	648				
			5090-4	814	878	932	994	1096	1190	1284	1366	1468	1564	1694	1878																																																												
			OVERALL DIMENSIONS			SEAT DIMENSIONS			BACK DIMENSIONS																																																																		
			W	D	H	W	D	H	W	H																																																																	
IN 24.5	26.5	43.5	19.5	19.5	16.5-21.5	19	25.5																																																																				
MM 622	673	1105	495	495	419-546	483	648																																																																				
			<p>RTA 1 1 per carton</p>																																																																								
 <p><b>HB Tilter Pedestal Base</b> COM: 2 YD   1.83 M Unit weight: 36 LB   16.4 KG Carton weight: 44 LB   19.96 KG Carton volume: 11.5 FT³   0.32 MT³</p>	 <p><b>ADJUSTMENTS</b> (1) Tilt tension (2) Pneumatic seat height (3) Upright position tilt lock Center tilt action</p>	<p>Ergonomic features: A, B, C, M, N, S</p>	<table border="1"> <tr> <td>5090-4PB</td><td>1023</td><td>1087</td><td>1141</td><td>1203</td><td>1305</td><td>1399</td><td>1493</td><td>1575</td><td>1677</td><td>1773</td><td>1903</td><td>2087</td> </tr> <tr> <th colspan="3">OVERALL DIMENSIONS</th> <th colspan="3">SEAT DIMENSIONS</th> <th colspan="3">BACK DIMENSIONS</th> <td colspan="3"></td> </tr> <tr> <th>W</th><th>D</th><th>H</th><th>W</th><th>D</th><th>H</th><th>W</th><th>H</th><td colspan="4"></td> </tr> <tr> <td>IN 24.5</td><td>26.5</td><td>39.5</td><td>19.5</td><td>19.5</td><td>16.5-18.5</td><td>19</td><td>25.5</td><td colspan="4"></td> </tr> <tr> <td>MM 622</td><td>673</td><td>1003</td><td>495</td><td>495</td><td>419-470</td><td>483</td><td>648</td><td colspan="4"></td> </tr> </table>												5090-4PB	1023	1087	1141	1203	1305	1399	1493	1575	1677	1773	1903	2087	OVERALL DIMENSIONS			SEAT DIMENSIONS			BACK DIMENSIONS						W	D	H	W	D	H	W	H					IN 24.5	26.5	39.5	19.5	19.5	16.5-18.5	19	25.5					MM 622	673	1003	495	495	419-470	483	648				
			5090-4PB	1023	1087	1141	1203	1305	1399	1493	1575	1677	1773	1903	2087																																																												
			OVERALL DIMENSIONS			SEAT DIMENSIONS			BACK DIMENSIONS																																																																		
			W	D	H	W	D	H	W	H																																																																	
IN 24.5	26.5	39.5	19.5	19.5	16.5-18.5	19	25.5																																																																				
MM 622	673	1003	495	495	419-470	483	648																																																																				
			<p>RTA 1 1 per carton</p>																																																																								

DESCRIPTION	FEATURES	MODEL #	STANDARD TEXTILE GRADES													
			1	2	3	4	5	6	7	8	9	10	11	12		
 <p><b>MB Tilter</b> COM: 1.75 YD   1.6 M Unit weight: 32 LB   14.5 KG Carton weight: 38 LB   17.24 KG Carton volume: 11.5 FT³   0.32 MT³</p>	 <p><b>ADJUSTMENTS</b> (1) Tilt tension (2) Pneumatic seat height (9) Upright position tilt lock Center tilt action</p> <p>Ergonomic features: A, B, C, M, N, S</p>	<b>5091-4</b>	780	836	883	938	1027	1109	1191	1263	1352	1436	1550	1711		
		<b>OVERALL DIMENSIONS</b>			<b>SEAT DIMENSIONS</b>			<b>BACK DIMENSIONS</b>								
		<b>W D H</b>			<b>W D H</b>			<b>W H</b>								
		IN 24.5 26.5 39.5			19.5 19.5 16.5-21.5			19 21.5								
		MM 622 673 1003			495 495 419-546			483 546								
		<b>RTA 1</b>	1 per carton													
 <p><b>MB Tilter Pedestal Base</b> COM: 1.75 YD   1.6 M Unit weight: 33 LB   15 KG Carton weight: 41 LB   18.6 KG Carton volume: 11.5 FT³   0.32 MT³</p>	 <p><b>ADJUSTMENTS</b> (1) Tilt tension (2) Pneumatic seat height (9) Upright position tilt lock Center tilt action</p> <p>Ergonomic features: A, B, C, M, N, S</p>	<b>5091-4PB</b>	987	1043	1090	1145	1234	1316	1398	1470	1559	1643	1757	1918		
		<b>OVERALL DIMENSIONS</b>			<b>SEAT DIMENSIONS</b>			<b>BACK DIMENSIONS</b>								
		<b>W D H</b>			<b>W D H</b>			<b>W H</b>								
		IN 24.5 26.5 37.5			19.5 19.5 16.5-18.5			19 21.5								
		MM 622 673 953			495 495 419-470			483 546								
		<b>RTA 1</b>	1 per carton													
 <p><b>Armchair</b> COM: 1.75 YD   1.6 M Unit weight: 32 LB   14.5 KG Carton weight: 42 LB   19.05 KG Carton volume: 19.5 FT³   0.55 MT³</p>	<p>Ergonomic features: M, N</p>	<b>5092</b>	734	790	837	892	981	1063	1145	1217	1306	1390	1504	1665		
		<b>OVERALL DIMENSIONS</b>			<b>SEAT DIMENSIONS</b>			<b>BACK DIMENSIONS</b>								
		<b>W D H</b>			<b>W D H</b>			<b>W H</b>								
		IN 25 26 37			19.5 19 16.5			19 27								
		MM 635 660 940			495 483 419			483 686								
		<b>RTA 00</b>	1 per carton													



TRADITIONAL



model 3720



model 3722



**Standard Feature**  
Attractive brass-colored nail head trim is standard on all models.



model 3742

STANDARD FEATURES



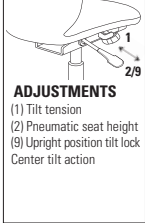

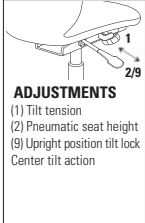
- Tilter chairs are standard with a traditional style wood capped steel base.
- Select tilter models have a tufted design with brass-colored nail head trim and vinyl bumper guards.
- Select models have pneumatic seat height adjustment and tilt tension control.
- All tilting chairs have a clear back edge bumper to protect the side of the chair from accidental impact or damage.
- Dual wheel carpet casters (C1) are standard.
- Upholstery options: fabric, vinyl or leather. Vinyl and leather models may feature stitch detail across the seat and/or back cushions, if applicable. Thin or flat fabrics (like Jenny and Quilt) are not recommended.
- Note: The appearance of curved edges and tufted pleats will vary with upholstery material depending on thickness, stiffness and amount of stretch of the selected material. Thin upholstery material will make very flat pleats and thicker materials may make pleats with rolled edges. This can produce quite different looks. Both styles are considered acceptable and it is purely up to the personal preference of the purchaser.
- Wood finishes are available in Absolute (AAM), Black (BKM), Cherry (ACM), Espresso Cafe (ECM), English Oak (EOM), Fruitwood (TFM), Gray (HGM), Honey (AHM), Mahogany (TMM), Maple (AVM), Medium Walnut (MWM), Natural Walnut (NLW), Night (ASM), Noce Biondo (NBM), Noce Grigio (NGM), Noce Leggero (NEM), Noce Medio (NMM), Shaker Cherry (SKM), Walnut (TWM), WC Cream (WTM), White (WHM) and Winter Cherry (WCM). Please specify.

OPTIONAL FEATURES

- There are no arm options for this series.
- Tilter models can be ordered with an optional Black nylon base upon request, please specify. No upcharge.
- Clear back edge bumper can be removed upon request, please specify. No upcharge.
- For hard surface flooring casters, please specify (C9R). Add \$21.
- For additional caster options, please refer to the Arm and Caster section (page 335). *Optional casters may be priced higher than the standard casters for your chair and the difference will be charged. Lower priced optional casters will not be credited.*

DESCRIPTION	FEATURES	MODEL #	STANDARD TEXTILE GRADES												
<p><b>ADJUSTMENTS</b> (1) Tilt tension (2) Pneumatic seat height (9) Upright position tilt lock Center tilt action</p>	<p>* Textile options are limited, see notes.</p> <p>Ergonomic features: A, C, M, N, S</p>		*1	*2	3	4	5	6	7	8	9	10	11	12	
		<b>3720</b>	1581	1733	1861	2009	2251	2474	2697	2892	3134	3362	3671	4108	
		<b>OVERALL DIMENSIONS</b>			<b>SEAT DIMENSIONS</b>			<b>BACK DIMENSIONS</b>							
		W	D	H	W	D	H	W	H						
IN	29	30	44.5	19.5	18	19-24	20	25							
MM	737	762	1130	495	457	483-610	508	635							
	<b>RTA 00</b>	1 per carton													
	<p>* Textile options are limited, see notes.</p> <p>Ergonomic features: M, N</p>		*1	*2	3	4	5	6	7	8	9	10	11	12	
		<b>3722</b>	817	881	935	997	1099	1193	1287	1369	1471	1567	1697	1881	
		<b>OVERALL DIMENSIONS</b>			<b>SEAT DIMENSIONS</b>			<b>BACK DIMENSIONS</b>							
		W	D	H	W	D	H	W	H						
IN	25	22.5	31	25	18	19.5	23	11							
MM	635	572	787	635	457	495	584	279							
	<b>RTA 00</b>	1 per carton													
	<p>* Textile options are limited, see notes.</p> <p>Ergonomic features: M, N</p>		*1	*2	3	4	5	6	7	8	9	10	11	12	
		<b>3722C</b> with (C1W) casters	920	984	1038	1100	1202	1296	1390	1472	1574	1670	1800	1984	
		<b>OVERALL DIMENSIONS</b>			<b>SEAT DIMENSIONS</b>			<b>BACK DIMENSIONS</b>							
		W	D	H	W	D	H	W	H						
IN	25.5	24.5	34	20.5	17	18	20.5	16							
MM	648	622	864	521	432	457	521	406							
	<b>RTA 00</b>	1 per carton													
	<p>* Textile options are limited, see notes.</p> <p>Ergonomic features: M, N</p>		*1	*2	3	4	5	6	7	8	9	10	11	12	
		<b>3732</b>	1083	1171	1245	1331	1471	1600	1729	1842	1982	2114	2293	2546	
		<b>OVERALL DIMENSIONS</b>			<b>SEAT DIMENSIONS</b>			<b>BACK DIMENSIONS</b>							
		W	D	H	W	D	H	W	H						
IN	25.5	24.5	34	20.5	17	18	20.5	16							
MM	648	622	864	521	432	457	521	406							
	<b>RTA 00</b>	1 per carton													



DESCRIPTION	FEATURES	MODEL #	STANDARD TEXTILE GRADES															
			*1	*2	3	4	5	6	7	8	9	10	11	12				
 <p><b>LB Armchair - Martha Washington Style</b>                      COM: 2.75 YD   2.51 M                      Unit weight: 23 LB   10.5 KG                      Carton weight: 28 LB   12.7 KG                      Carton volume: 15.75 FT<sup>3</sup>   0.44 MT<sup>3</sup></p>	* Textile options are limited, see notes.  Ergonomic features: M, N	<b>3742</b>	1110	1198	1272	1358	1498	1627	1756	1869	2009	2141	2320	2573				
			<b>OVERALL DIMENSIONS</b>			<b>SEAT DIMENSIONS</b>			<b>BACK DIMENSIONS</b>									
			<b>W</b>	<b>D</b>	<b>H</b>	<b>W</b>	<b>D</b>	<b>H</b>	<b>W</b>	<b>H</b>								
			IN 25 MM 635	27 686	34.5 876	21.5 546	17 432	19 483	21.5 546	16 406								
			<b>RTA 00</b>	1 per carton														
 <p><b>HB Tilter - Judge's Style</b>                      COM: 5 YD   4.57 M                      Unit weight: 55 LB   25 KG                      Carton weight: 63 LB   28.58 KG                      Carton volume: 28.25 FT<sup>3</sup>   0.79 MT<sup>3</sup></p>	 <p><b>ADJUSTMENTS</b>                      (1) Tilt tension                      (2) Pneumatic seat height                      (9) Upright position tilt lock                      Center tilt action</p>	* Textile options are limited, see notes.  Ergonomic features: A, C, M, N, S	<b>3760</b>	*1	*2	3	4	5	6	7	8	9	10	11	12			
				1666	1826	1961	2116	2371	2606	2841	3046	3301	3541	3866	4326			
				<b>OVERALL DIMENSIONS</b>			<b>SEAT DIMENSIONS</b>			<b>BACK DIMENSIONS</b>								
				<b>W</b>	<b>D</b>	<b>H</b>	<b>W</b>	<b>D</b>	<b>H</b>	<b>W</b>	<b>H</b>							
IN 29 MM 737	32 813	48 1219	20.5 521	18.5 470	18-23 457-584	20.5 521	26 660											
			<b>RTA 00</b>	1 per carton														
 <p><b>HB Tilter - Judge's Style</b>                      COM: 4.75 YD   4.34 M                      Unit weight: 62 LB   28.2 KG                      Carton weight: 70 LB   31.75 KG                      Carton volume: 28.25 FT<sup>3</sup>   0.79 MT<sup>3</sup></p>	 <p><b>ADJUSTMENTS</b>                      (1) Tilt tension                      (2) Pneumatic seat height                      (9) Upright position tilt lock                      Center tilt action</p>	* Textile options are limited, see notes.  Ergonomic features: A, C, M, N, S	<b>3766</b>	*1	*2	3	4	5	6	7	8	9	10	11	12			
				1692	1844	1972	2120	2362	2585	2808	3003	3245	3473	3782	4219			
				<b>OVERALL DIMENSIONS</b>			<b>SEAT DIMENSIONS</b>			<b>BACK DIMENSIONS</b>								
				<b>W</b>	<b>D</b>	<b>H</b>	<b>W</b>	<b>D</b>	<b>H</b>	<b>W</b>	<b>H</b>							
IN 29 MM 737	32 813	48 1219	20.5 521	18.5 470	18-23 457-584	20.5 521	26 660											
			<b>RTA 00</b>	1 per carton														

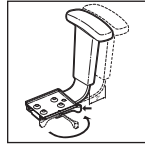
TRITEKERGO SELECT



model 7472-3



model 7482-3



**Vari-Width (WA)** width adjustable arm extensions are standard when chair is ordered with adjustable arms.



model 7491-3

STANDARD FEATURES

- Designed in three seat sizes and three back sizes to accommodate every body shape and task.
- Seats and backs are interchangeable - once the right size of seat is chosen, the appropriate back height can be selected.
- The unique upper back shape enables free lateral movement.
- Schukra™ depth adjustable lumbar area for personalized comfort and support is standard.
- Dual density foam spine pad embedded in the back of the chair forms to the user's shape.
- Standard with Global's high quality Soft Descent™ pneumatic lift which slowly and gently lowers the seat height of the chair making it easy to obtain the exact seat height you desire.
- Generous seats: ultimate adjustable arms (**G3**) are height and width adjustable (**WA**) to suit user and job function. Armcaps slide over top of seat, forward and back and articulate inward.
- Standard and petite seats: low rise (**G2**) arms. This positions the arm 1" lower than the (**G3**) arm.
- Durable Black polypropylene back shroud is standard.
- Side activated sliding seat depth adjustment is standard on multi-tilters.
- Base and frame available in Black only.

- Five prong, injection molded, fiberglass reinforced nylon Black spider base with dual wheel carpet casters (**C65**).
- Upholstery options: fabric, vinyl or leather. Vinyl and leather models may feature stitch detail across the seat and/or back cushions, if applicable.

OPTIONAL FEATURES

- For hard surface flooring casters, please specify (**C65R**). Add \$21.
- Polished aluminum base with Black end guards (**B2**) is available, please specify (**ALU**). Add \$131.
- For additional arm/caster options, please refer to the Arm and Caster section (page 335). *Optional casters may be priced higher than the standard casters for your chair and the difference will be charged. Lower priced optional casters will not be credited.*
- Petite and generous seat model numbers are listed in the middle column (above Ergonomic features) and are the same price as standard seat models.

Tritek model number explanation:

example: 7471-3

7 4 \_ \_ \_ first two digits are the series code (74)

\_ \_ 7 \_ \_ third digit selects back height (7 extended back, 8 high back, 9 medium back)

\_ \_ \_ \_ 3 fifth digit selects mechanism type (3 multi-tilter, 7 posture task)

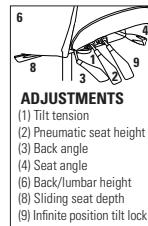
Tritek dimensional information: based on measurements with multi-tilter mechanism and using the ISO CMD (Chair Measuring Device)					
	Distance between arms	Standard arm height	Seat depth range	Seat height	Lumbar height adj. range
<b>Petite seat</b>	14.7" - 20.7" = 6" adjustment	7.3" - 10.5"	16.7" - 19.5"	15.6" - 19.4"	5" - 10.2" - 5.25" range
Soft Descent 4" lift & ( <b>G2</b> ) arm	373mm - 525mm = 152mm adj.	186mm - 266mm	424mm - 496mm	395mm - 493mm	128mm - 258mm = 130mm range
<b>Standard seat</b>	16.7" - 23.7" = 7" adjustment	6.9" - 10.0"	17.7" - 20.5"	18.2" - 23.1"	5" - 10.2" - 5.25" range
Soft Descent 4" lift & ( <b>G2</b> ) arm	424mm - 603mm = 179mm adj.	174mm - 253mm	449mm - 521mm	462mm - 588mm	128mm - 258mm = 130mm range
<b>Generous seat</b>	17.3" - 25.2" = 7.9" adjustment	8.6" - 11.7"	19.1" - 22.0"	18.3" - 23.1"	5" - 10.2" - 5.25" range
Soft Descent 5" lift & ( <b>G3</b> ) arm	439mm - 640mm = 201mm adj.	218mm - 298mm	486mm - 558mm	464mm - 588mm	128mm - 258mm = 130mm range

DESCRIPTION



**Extended HB Multi-Tilter**  
 COM: 1.75 YD | 1.6 M  
 Unit weight: 57 LB | 25.9 KG  
 Carton weight: 64 LB | 29.03 KG  
 Carton volume: 13 FT<sup>3</sup> | 0.36 MT<sup>3</sup>

FEATURES



ADJUSTMENTS

- (1) Tilt tension
- (2) Pneumatic seat height
- (3) Back angle
- (4) Seat angle
- (6) Back/lumbar height
- (8) Sliding seat depth
- (9) Infinite position tilt lock

**7471-3:** Petite seat  
**7473-3:** Generous seat

Ergonomic features:  
 A, B, C, D, E, F, G, H, M, N, Q, R, S, U, V

MODEL #


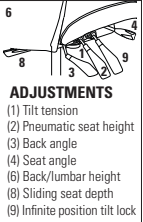

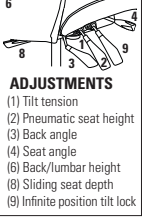

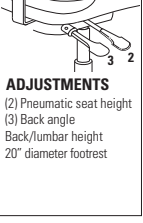
STANDARD TEXTILE GRADES

	1	2	3	4	5	6	7	8	9	10	11	12
<b>7472-3</b>	1317	1373	1420	1475	1564	1646	1728	1800	1889	1973	2087	2248
Standard seat												

	OVERALL DIMENSIONS			SEAT DIMENSIONS			BACK DIMENSIONS	
	W	D	H	W	D	H	W	H
IN	26.5	24	48	20.5	17-20	17.5-22.5	18.5	25-30.25
MM	673	610	1219	521	432-508	445-572	470	635-768

RTA 2

1 per carton


DESCRIPTION	FEATURES	MODEL #	STANDARD TEXTILE GRADES																																												
			1	2	3	4	5	6	7	8	9	10	11	12																																	
 <p><b>HB Multi-Tilter</b> COM: 1.5 YD   1.37 M Unit weight: 55 LB   25 KG Carton weight: 62 LB   28.12 KG Carton volume: 13 FT<sup>3</sup>   0.36 MT<sup>3</sup></p>	 <p><b>ADJUSTMENTS</b> (1) Tilt tension (2) Pneumatic seat height (3) Back angle (4) Seat angle (6) Back/lumbar height (8) Sliding seat depth (9) Infinite position tilt lock</p>	<p><b>7481-3</b> Petite seat <b>7483-3</b> Generous seat</p> <p>Ergonomic features: A, B, C, D, E, F, G, H, M, N, Q, R, S, U, V</p>	<table border="1"> <thead> <tr> <th colspan="3">OVERALL DIMENSIONS</th> <th colspan="3">SEAT DIMENSIONS</th> <th colspan="3">BACK DIMENSIONS</th> </tr> <tr> <th>W</th><th>D</th><th>H</th> <th>W</th><th>D</th><th>H</th> <th>W</th><th>H</th> </tr> </thead> <tbody> <tr> <td>IN 26.5</td><td>24</td><td>44</td> <td>20.5</td><td>17-20</td><td>17.5-22.5</td> <td>18.5</td><td>21-26.25</td> </tr> <tr> <td>MM 673</td><td>610</td><td>1118</td> <td>521</td><td>432-508</td><td>445-572</td> <td>470</td><td>533-667</td> </tr> </tbody> </table>												OVERALL DIMENSIONS			SEAT DIMENSIONS			BACK DIMENSIONS			W	D	H	W	D	H	W	H	IN 26.5	24	44	20.5	17-20	17.5-22.5	18.5	21-26.25	MM 673	610	1118	521	432-508	445-572	470	533-667
			OVERALL DIMENSIONS			SEAT DIMENSIONS			BACK DIMENSIONS																																						
			W	D	H	W	D	H	W	H																																					
			IN 26.5	24	44	20.5	17-20	17.5-22.5	18.5	21-26.25																																					
MM 673	610	1118	521	432-508	445-572	470	533-667																																								
<p><b>RTA 2</b> 1 per carton</p>																																															
 <p><b>MB Multi-Tilter</b> COM: 1.5 YD   1.37 M Unit weight: 53 LB   24.1 KG Carton weight: 60 LB   27.22 KG Carton volume: 13 FT<sup>3</sup>   0.36 MT<sup>3</sup></p>	 <p><b>ADJUSTMENTS</b> (1) Tilt tension (2) Pneumatic seat height (3) Back angle (4) Seat angle (6) Back/lumbar height (8) Sliding seat depth (9) Infinite position tilt lock</p>	<p><b>7491-3</b> Petite seat <b>7493-3</b> Generous seat</p> <p>Ergonomic features: A, B, C, D, E, F, G, H, M, N, Q, R, S, U, V</p>	<table border="1"> <thead> <tr> <th colspan="3">OVERALL DIMENSIONS</th> <th colspan="3">SEAT DIMENSIONS</th> <th colspan="3">BACK DIMENSIONS</th> </tr> <tr> <th>W</th><th>D</th><th>H</th> <th>W</th><th>D</th><th>H</th> <th>W</th><th>H</th> </tr> </thead> <tbody> <tr> <td>IN 26.5</td><td>24</td><td>41</td> <td>20.5</td><td>17-20</td><td>17.5-22.5</td> <td>18.5</td><td>18-23.25</td> </tr> <tr> <td>MM 673</td><td>610</td><td>1041</td> <td>521</td><td>432-508</td><td>445-572</td> <td>470</td><td>457-591</td> </tr> </tbody> </table>												OVERALL DIMENSIONS			SEAT DIMENSIONS			BACK DIMENSIONS			W	D	H	W	D	H	W	H	IN 26.5	24	41	20.5	17-20	17.5-22.5	18.5	18-23.25	MM 673	610	1041	521	432-508	445-572	470	457-591
			OVERALL DIMENSIONS			SEAT DIMENSIONS			BACK DIMENSIONS																																						
			W	D	H	W	D	H	W	H																																					
			IN 26.5	24	41	20.5	17-20	17.5-22.5	18.5	18-23.25																																					
MM 673	610	1041	521	432-508	445-572	470	457-591																																								
<p><b>RTA 2</b> 1 per carton</p>																																															
 <p><b>MB Posture Stool Armless</b> COM: 1.5 YD   1.37 M Unit weight: 35 LB   15.9 KG Carton weight: 43 LB   19.5 KG Carton volume: 15.75 FT<sup>3</sup>   0.44 MT<sup>3</sup></p>	 <p><b>ADJUSTMENTS</b> (2) Pneumatic seat height (3) Back angle Back/lumbar height 20" diameter footrest</p>	<p>Ergonomic features: C, D, G, M, N, U, V</p>	<table border="1"> <thead> <tr> <th colspan="3">OVERALL DIMENSIONS</th> <th colspan="3">SEAT DIMENSIONS</th> <th colspan="3">BACK DIMENSIONS</th> </tr> <tr> <th>W</th><th>D</th><th>H</th> <th>W</th><th>D</th><th>H</th> <th>W</th><th>H</th> </tr> </thead> <tbody> <tr> <td>IN 20.5</td><td>24</td><td>49</td> <td>20.5</td><td>18</td><td>22.5-32.5</td> <td>18.5</td><td>18-23.25</td> </tr> <tr> <td>MM 521</td><td>610</td><td>1245</td> <td>521</td><td>457</td><td>572-826</td> <td>470</td><td>457-591</td> </tr> </tbody> </table>												OVERALL DIMENSIONS			SEAT DIMENSIONS			BACK DIMENSIONS			W	D	H	W	D	H	W	H	IN 20.5	24	49	20.5	18	22.5-32.5	18.5	18-23.25	MM 521	610	1245	521	457	572-826	470	457-591
			OVERALL DIMENSIONS			SEAT DIMENSIONS			BACK DIMENSIONS																																						
			W	D	H	W	D	H	W	H																																					
			IN 20.5	24	49	20.5	18	22.5-32.5	18.5	18-23.25																																					
MM 521	610	1245	521	457	572-826	470	457-591																																								
<p><b>RTA 2</b> 1 per carton</p>																																															

TRIUMPH



model 3650-3

model 3651-3




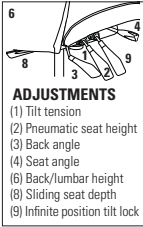

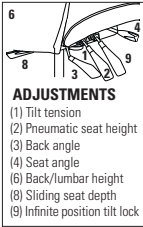

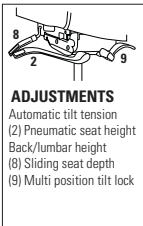

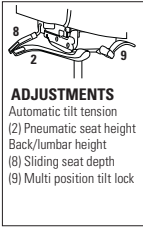
**Lumbar Support**  
Adjusted in and out by turning the knob. Moved vertically by moving up and down on the slider.

STANDARD FEATURES

- Contemporary seating series featuring exceptional comfort, support and adjustment.
- Standard with adjustable height, forward swept arms with sliding, articulating armcaps (G1).
- Outer back knob can be adjusted in and out for lumbar support and vertically for optimal positioning.
- Frame is standard with a polished aluminum arched base and accentuated with polished aluminum back trim.
- Side activated sliding seat depth adjustment is standard.
- Dual wheel carpet casters (C1) are standard.
- Upholstery options: fabric, vinyl or leather. Vinyl and leather models may feature stitch detail across the seat and/or back cushions, if applicable.

OPTIONAL FEATURES

- For hard surface flooring casters, please specify (CSR) casters. Add \$21.
- For additional arm/caster options, please refer to the Arm and Caster section (page 335). *Optional casters may be priced higher than the standard casters for your chair and the difference will be charged. Lower priced optional casters will not be credited.*

DESCRIPTION	FEATURES	MODEL #	STANDARD TEXTILE GRADES													
			1	2	3	4	5	6	7	8	9	10	11	12		
 <p><b>HB Multi-Tilter</b> COM: 2 YD   1.83 M Unit weight: 59 LB   26.8 KG Carton weight: 70.5 LB   31.98 KG Carton volume: 24.5 FT³   0.69 MT³</p>	 <p><b>ADJUSTMENTS</b> (1) Tilt tension (2) Pneumatic seat height (3) Back angle (4) Seat angle (6) Back/lumbar height (8) Sliding seat depth (9) Infinite position tilt lock</p>	<b>3650-3</b>	1291	1355	1409	1471	1573	1667	1761	1843	1945	2041	2171	2355		
		<b>OVERALL DIMENSIONS</b>			<b>SEAT DIMENSIONS</b>			<b>BACK DIMENSIONS</b>								
		<b>W</b>	<b>D</b>	<b>H</b>	<b>W</b>	<b>D</b>	<b>H</b>	<b>W</b>	<b>H</b>							
		IN 26	25	46.5	21	18-21	17-21	20	27							
		MM 660	635	1181	533	457-533	432-533	508	686							
		<b>RTA 00</b>	1 per carton													
 <p><b>MB Multi-Tilter</b> COM: 1.75 YD   1.6 M Unit weight: 57 LB   25.9 KG Carton weight: 68 LB   30.84 KG Carton volume: 22.5 FT³   0.63 MT³</p>	 <p><b>ADJUSTMENTS</b> (1) Tilt tension (2) Pneumatic seat height (3) Back angle (4) Seat angle (6) Back/lumbar height (8) Sliding seat depth (9) Infinite position tilt lock</p>	<b>3651-3</b>	1241	1297	1344	1399	1488	1570	1652	1724	1813	1897	2011	2172		
		<b>OVERALL DIMENSIONS</b>			<b>SEAT DIMENSIONS</b>			<b>BACK DIMENSIONS</b>								
		<b>W</b>	<b>D</b>	<b>H</b>	<b>W</b>	<b>D</b>	<b>H</b>	<b>W</b>	<b>H</b>							
		IN 26	25	39.5	21	18-21	17-21	20	21							
		MM 660	635	1003	533	457-533	432-533	508	533							
		<b>RTA 00</b>	1 per carton													
 <p><b>HB Weight Sensing Synchro w/Adj. Lumbar</b> COM: 2 YD   1.83 M Unit weight: 54 LB   24.5 KG Carton weight: 66.5 LB   30.16 KG Carton volume: 24.5 FT³   0.69 MT³</p>	 <p><b>ADJUSTMENTS</b> Automatic tilt tension (2) Pneumatic seat height Back/lumbar height (8) Sliding seat depth (9) Multi position tilt lock</p>	<b>3650-8</b>	1291	1355	1409	1471	1573	1667	1761	1843	1945	2041	2171	2355		
		<b>OVERALL DIMENSIONS</b>			<b>SEAT DIMENSIONS</b>			<b>BACK DIMENSIONS</b>								
		<b>W</b>	<b>D</b>	<b>H</b>	<b>W</b>	<b>D</b>	<b>H</b>	<b>W</b>	<b>H</b>							
		IN 26	25	45.5	21	18-21	16-20	20	26							
		MM 660	635	1156	533	457-533	406-508	508	660							
		<b>RTA 00</b>	1 per carton													
 <p><b>MB Weight Sensing Synchro w/Adj. Lumbar</b> COM: 1.75 YD   1.6 M Unit weight: 52 LB   23.6 KG Carton weight: 63 LB   28.58 KG Carton volume: 22.5 FT³   0.63 MT³</p>	 <p><b>ADJUSTMENTS</b> Automatic tilt tension (2) Pneumatic seat height Back/lumbar height (8) Sliding seat depth (9) Multi position tilt lock</p>	<b>3651-8</b>	1241	1297	1344	1399	1488	1570	1652	1724	1813	1897	2011	2172		
		<b>OVERALL DIMENSIONS</b>			<b>SEAT DIMENSIONS</b>			<b>BACK DIMENSIONS</b>								
		<b>W</b>	<b>D</b>	<b>H</b>	<b>W</b>	<b>D</b>	<b>H</b>	<b>W</b>	<b>H</b>							
		IN 26	25	38.5	21	18-21	16-20	20	20							
		MM 660	635	978	533	457-533	406-508	508	508							
		<b>RTA 00</b>	1 per carton													

TRUFORM



model 5450-3




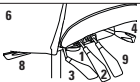

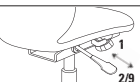

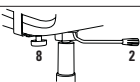
model 5451-3


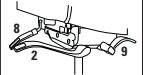

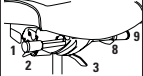



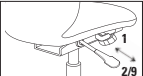

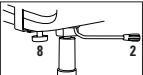
STANDARD FEATURES


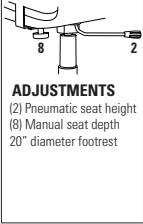

- A range of different models are available, all featuring gently curved, streamlined seat and back cushions.
- Standard with adjustable height (SC) arms.
- All models are standard with a high rise, injection molded base, Black only.
- All models are shipped partially KD.
- Seat depth is standard on models 5450-3, 5450-8, 5451-0, 5451-3.
- Vari-Width (WA) width adjustable arm extensions are standard on chairs with adjustable arms. Allows the arms to move away from the seat by 2" on each side to allow space if desired for broader hip widths.
- Truform heavy duty models can be found under the Heavy Duty section (page 321).
- Dual wheel carpet casters (C1) are standard.
- Upholstery options: fabric and some vinyl only. Note: Select stretchy vinyls can be used including Allante FRee. Some wrinkling of the materials on the upper left and right corner of the back is normal and should be expected.

OPTIONAL FEATURES

- Arched, polished aluminum base (B5) is available, please specify (ALU). Add \$131.
- For hard surface flooring casters, please specify (C9R). Add \$21.
- For additional arm/caster options, please refer to the Arm and Caster section (page 335). *Optional casters may be priced higher than the standard casters for your chair and the difference will be charged. Lower priced optional casters will not be credited.*

DESCRIPTION	FEATURES	MODEL #	STANDARD TEXTILE GRADES													
			1	2	3	4	5	6	7	8	9	10	11	12		
 <p><b>HB Multi-Tilter</b> COM: 2 YD   1.83 M Unit weight: 58 LB   26.4 KG Carton weight: 63 LB   28.58 KG Carton volume: 10.5 FT<sup>3</sup>   0.29 MT<sup>3</sup></p>	 <p><b>ADJUSTMENTS</b> (1) Tilt tension (2) Pneumatic seat height (3) Back angle (4) Seat angle (6) Back/lumbar height (8) Sliding seat depth (9) Infinite position tilt lock</p>	<b>5450-3</b>	903	967	1021	1083	1185	1279	1373	1455	1557	1653	1783	1967		
		<b>OVERALL DIMENSIONS</b>			<b>SEAT DIMENSIONS</b>			<b>BACK DIMENSIONS</b>								
		<b>W</b>	<b>D</b>	<b>H</b>	<b>W</b>	<b>D</b>	<b>H</b>	<b>W</b>	<b>H</b>							
		IN 26 MM 660	25 635	42 1067	20 508	18-21 457-533	16.5-21.5 419-546	20 508	23.5-26 597-660							
Ergonomic features: A, B, C, D, E, G, H, M, N, Q, S		RTA 2	courier	1 per carton												
 <p><b>HB Tilter</b> COM: 2 YD   1.83 M Unit weight: 40 LB   18.2 KG Carton weight: 50 LB   22.68 KG Carton volume: 10.5 FT<sup>3</sup>   0.29 MT<sup>3</sup></p>	 <p><b>ADJUSTMENTS</b> (1) Tilt tension (2) Pneumatic seat height (9) Upright position tilt lock Center tilt action</p>	<b>5450-4</b>	785	849	903	965	1067	1161	1255	1337	1439	1535	1665	1849		
		<b>OVERALL DIMENSIONS</b>			<b>SEAT DIMENSIONS</b>			<b>BACK DIMENSIONS</b>								
		<b>W</b>	<b>D</b>	<b>H</b>	<b>W</b>	<b>D</b>	<b>H</b>	<b>W</b>	<b>H</b>							
		IN 26 MM 660	25 635	42 1067	20 508	18-20.5 457-521	16.5-21.5 419-546	20 508	23.5-26 597-660							
Ergonomic features: A, B, C, H, M, N, Q, S		RTA 2	courier	1 per carton												
 <p><b>HB Task</b> COM: 2 YD   1.83 M Unit weight: 34 LB   15.5 KG Carton weight: 44 LB   19.96 KG Carton volume: 10.5 FT<sup>3</sup>   0.29 MT<sup>3</sup></p>	 <p><b>ADJUSTMENTS</b> (2) Pneumatic seat height (8) Manual seat depth</p>	<b>5450-6</b>	659	723	777	839	941	1035	1129	1211	1313	1409	1539	1723		
		<b>OVERALL DIMENSIONS</b>			<b>SEAT DIMENSIONS</b>			<b>BACK DIMENSIONS</b>								
		<b>W</b>	<b>D</b>	<b>H</b>	<b>W</b>	<b>D</b>	<b>H</b>	<b>W</b>	<b>H</b>							
		IN 26 MM 660	25 635	41.5 1054	20 508	18-20.5 457-521	16-21 406-533	20 508	23.5-26 597-660							
Ergonomic features: C, E, H, M, N, Q		RTA 2	courier	1 per carton												

DESCRIPTION	FEATURES	MODEL #	STANDARD TEXTILE GRADES														
			1	2	3	4	5	6	7	8	9	10	11	12			
 <p><b>HB Weight Sensing Synchro-Tilter</b>                      COM: 2 YD   1.83 M                      Unit weight: 54 LB   24.5 KG                      Carton weight: 64 LB   29.03 KG                      Carton volume: 10.5 FT³   0.29 MT³</p>	 <p><b>ADJUSTMENTS</b>                      Automatic tilt tension                      (2) Pneumatic seat height                      Back/lumbar height                      (8) Sliding seat depth                      (9) Multi position tilt lock</p>	Ergonomic features: A, B, C, D, E, G, H, L, M, N, Q	5450-8	903	967	1021	1083	1185	1279	1373	1455	1557	1653	1783	1967		
			<b>OVERALL DIMENSIONS</b>			<b>SEAT DIMENSIONS</b>			<b>BACK DIMENSIONS</b>								
			<b>W</b>	<b>D</b>	<b>H</b>	<b>W</b>	<b>D</b>	<b>H</b>	<b>W</b>	<b>H</b>							
			IN 26 MM 660	25 635	41.5 1054	20 508	18-21 457-533	16-21 406-533	20 508	23.5-26 597-660							
			RTA 2	courier	1 per carton												
 <p><b>MB Synchro-Tilter w/Back Angle Adj.</b>                      COM: 1.75 YD   1.6 M                      Unit weight: 53 LB   24.1 KG                      Carton weight: 63 LB   28.58 KG                      Carton volume: 10.5 FT³   0.29 MT³</p>	 <p><b>ADJUSTMENTS</b>                      (1) Tilt tension                      (2) Pneumatic seat height                      (3) Back angle                      Back/lumbar height                      (8) Sliding seat depth                      (9) Multi position tilt lock                      Synchro tilt action</p>	Ergonomic features: A, B, C, D, E, G, H, J, L, M, N, Q	5451-0	849	905	952	1007	1096	1178	1260	1332	1421	1505	1619	1780		
			<b>OVERALL DIMENSIONS</b>			<b>SEAT DIMENSIONS</b>			<b>BACK DIMENSIONS</b>								
			<b>W</b>	<b>D</b>	<b>H</b>	<b>W</b>	<b>D</b>	<b>H</b>	<b>W</b>	<b>H</b>							
			IN 26 MM 660	25 635	38.5 978	20 508	18-21 457-533	16.5-21.5 419-546	20 508	20-22.5 508-572							
			RTA 2	courier	1 per carton												
 <p><b>MB Multi-Tilter</b>                      COM: 1.75 YD   1.6 M                      Unit weight: 55 LB   25 KG                      Carton weight: 60 LB   27.22 KG                      Carton volume: 10.5 FT³   0.29 MT³</p>	 <p><b>ADJUSTMENTS</b>                      (1) Tilt tension                      (2) Pneumatic seat height                      (3) Back angle                      (4) Seat angle                      (6) Back/lumbar height                      (8) Sliding seat depth                      (9) Infinite position tilt lock</p>	Ergonomic features: A, B, C, D, E, F, G, H, M, N, Q, S	5451-3	849	905	952	1007	1096	1178	1260	1332	1421	1505	1619	1780		
			<b>OVERALL DIMENSIONS</b>			<b>SEAT DIMENSIONS</b>			<b>BACK DIMENSIONS</b>								
			<b>W</b>	<b>D</b>	<b>H</b>	<b>W</b>	<b>D</b>	<b>H</b>	<b>W</b>	<b>H</b>							
			IN 26 MM 660	25 635	38.5 978	20 508	18-21 457-533	16.5-21.5 419-546	20 508	20-22.5 508-572							
			RTA 2	courier	1 per carton												
 <p><b>MB Tilter</b>                      COM: 1.75 YD   1.6 M                      Unit weight: 38 LB   17.3 KG                      Carton weight: 48 LB   21.77 KG                      Carton volume: 10.5 FT³   0.29 MT³</p>	 <p><b>ADJUSTMENTS</b>                      (1) Tilt tension                      (2) Pneumatic seat height                      (9) Upright position tilt lock                      Center tilt action</p>	Ergonomic features: A, B, C, H, M, N, Q, S	5451-4	731	787	834	889	978	1060	1142	1214	1303	1387	1501	1662		
			<b>OVERALL DIMENSIONS</b>			<b>SEAT DIMENSIONS</b>			<b>BACK DIMENSIONS</b>								
			<b>W</b>	<b>D</b>	<b>H</b>	<b>W</b>	<b>D</b>	<b>H</b>	<b>W</b>	<b>H</b>							
			IN 26 MM 660	25 635	38.5 978	20 508	18-20.5 457-521	16.5-21.5 419-546	20 508	20-22.5 508-572							
			RTA 2	courier	1 per carton												
 <p><b>MB Height Adjustable Stool Armless</b>                      COM: 1.75 YD   1.6 M                      Unit weight: 32 LB   14.5 KG                      Carton weight: 38 LB   17.24 KG                      Carton volume: 10.5 FT³   0.29 MT³</p>	 <p><b>ADJUSTMENTS</b>                      (2) Pneumatic seat height                      (8) Manual seat depth                      20" diameter footrest</p>	Ergonomic features: C, E, M, N	5457-6	765	821	868	923	1012	1094	1176	1248	1337	1421	1535	1696		
			<b>OVERALL DIMENSIONS</b>			<b>SEAT DIMENSIONS</b>			<b>BACK DIMENSIONS</b>								
			<b>W</b>	<b>D</b>	<b>H</b>	<b>W</b>	<b>D</b>	<b>H</b>	<b>W</b>	<b>H</b>							
			IN 20 MM 508	25 635	47 1194	20 508	17.5-19 445-483	22-30 559-762	20 508	20 508							
			RTA 2	courier	1 per carton												

DESCRIPTION	FEATURES	MODEL #	STANDARD TEXTILE GRADES											
			1	2	3	4	5	6	7	8	9	10	11	12
 <p><b>MB Height Adjustable Stool</b>                      COM: 1.75 YD   1.6 M                      Unit weight: 40 LB   18.2 KG                      Carton weight: 44 LB   19.96 KG                      Carton volume: 10.5 FT³   0.29 M³</p>	 <p><b>ADJUSTMENTS</b>                      (2) Pneumatic seat height                      (8) Manual seat depth                      20" diameter footrest</p> <p>Ergonomic features:                      C, E, H, Q, M, N</p>	<b>5458-6</b>	917	973	1020	1075	1164	1246	1328	1400	1489	1573	1687	1848
			OVERALL DIMENSIONS			SEAT DIMENSIONS			BACK DIMENSIONS					
W	D	H	W	D	H	W	H							
IN 26	25	47	20	17.5-19	22-30	20	20							
MM 660	635	1194	508	445-483	559-762	508	508							
<b>RTA 2</b>						1 per carton								

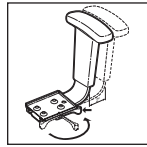
TYE



model 1950-4 (3N)



model 1951-4 (3N)



Vari-Width (WA) width adjustable arm extensions are optional when chair is ordered with adjustable arms.




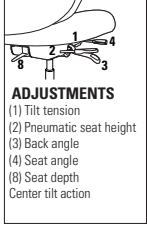

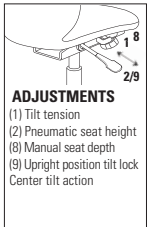

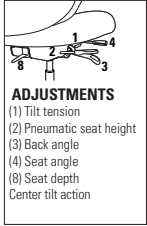
model 1953

STANDARD FEATURES

- Chair backs feature contemporary two-tone textile combination of elastic mesh and upholstered trim.
- Standard with adjustable height T-arms with curved urethane armcaps (3N) in Black only.
- All models (except armchair) are standard with a five prong, injection molded spider base with dual wheel carpet casters (C65).
- Mesh available in Black only.
- Seat and back panels will be upholstered in the same textile unless otherwise specified.
- Upholstery options: fabric only.

OPTIONAL FEATURES

- Cantilever frame on armchair (model 1953) is available in Black (TBL) or Tungsten (TTU). No upcharge. For Chrome (CHM) finish, add 10% of opening published grade price..
- For hard surface flooring casters, please specify (C65R). Add \$21.
- Vari-Width (WA) width adjustable arm extensions are optional when chair is ordered with adjustable arms. Allows the arms to move away from the seat by 2" on each side to allow space if desired for broader hip widths. Add \$84.
- For additional arm/caster options, please refer to the Arm and Caster section (page 335). *Optional casters may be priced higher than the standard casters for your chair and the difference will be charged. Lower priced optional casters will not be credited.*

DESCRIPTION	FEATURES	MODEL #	STANDARD TEXTILE GRADES												
			1	2	3	4	5	6	7	8	9	10	11	12	
 <p><b>HB Multi-Tilter</b> COM: 1.5 YD   1.37 M Unit weight: 43 LB   19.5 KG Carton weight: 55 LB   24.95 KG Carton volume: 11 FT³   0.31 MT³</p>	 <p><b>ADJUSTMENTS</b> (1) Tilt tension (2) Pneumatic seat height (3) Back angle (4) Seat angle (8) Seat depth (8) Center tilt action</p>	<p>Ergonomic features: A, B, C, F, H, M, N, S</p>	1950-3	906	954	995	1041	1118	1188	1259	1320	1397	1469	1566	1704
			<b>OVERALL DIMENSIONS</b>			<b>SEAT DIMENSIONS</b>			<b>BACK DIMENSIONS</b>						
			W	D	H	W	D	H	W		H				
			IN 25 MM 635	26 660	45 1143	21 533	19-20.5 483-521	17-22 432-559	19.5 495		27 686				
			RTA 2	courier 1 per carton											
 <p><b>HB Tilter</b> COM: 1.5 YD   1.37 M Unit weight: 40 LB   18.2 KG Carton weight: 52 LB   23.59 KG Carton volume: 11 FT³   0.31 MT³</p>	 <p><b>ADJUSTMENTS</b> (1) Tilt tension (2) Pneumatic seat height (8) Manual seat depth (9) Upright position tilt lock (8) Center tilt action</p>	<p>Ergonomic features: A, B, C, H, M, N, S</p>	1950-4	782	830	871	917	994	1064	1135	1196	1273	1345	1442	1580
			<b>OVERALL DIMENSIONS</b>			<b>SEAT DIMENSIONS</b>			<b>BACK DIMENSIONS</b>						
			W	D	H	W	D	H	W		H				
			IN 25 MM 635	26 660	45.5 1156	21 533	19-20.5 483-521	16.5-21.5 419-546	19.5 495		27 686				
			RTA 2	courier 1 per carton											
 <p><b>MB Multi-Tilter</b> COM: 1.25 YD   1.14 M Unit weight: 41 LB   18.6 KG Carton weight: 53 LB   24.04 KG Carton volume: 10.5 FT³   0.29 MT³</p>	 <p><b>ADJUSTMENTS</b> (1) Tilt tension (2) Pneumatic seat height (3) Back angle (4) Seat angle (8) Seat depth (8) Center tilt action</p>	<p>Ergonomic features: A, B, C, F, H, M, N, S</p>	1951-3	865	905	939	978	1041	1100	1159	1210	1274	1334	1415	1530
			<b>OVERALL DIMENSIONS</b>			<b>SEAT DIMENSIONS</b>			<b>BACK DIMENSIONS</b>						
			W	D	H	W	D	H	W		H				
			IN 25 MM 635	26 660	40.5 1029	21 533	19-20.5 483-521	17-22 432-559	19.5 495		23 584				
			RTA 2	courier 1 per carton											

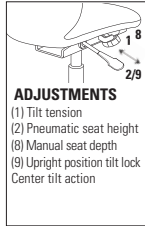


DESCRIPTION FEATURES MODEL # STANDARD TEXTILE GRADES



**MB Tilter**

COM: 1.25 YD | 1.14 M  
 Unit weight: 38 LB | 17.3 KG  
 Carton weight: 50 LB | 22.68 KG  
 Carton volume: 10.5 FT³ | 0.29 MT³



**ADJUSTMENTS**  
 (1) Tilt tension  
 (2) Pneumatic seat height  
 (8) Manual seat depth  
 (9) Upright position tilt lock  
 Center tilt action

Ergonomic features:  
 A, B, C, E, H, M, N, S

MODEL #	1	2	3	4	5	6	7	8	9	10	11	12
1951-4	741	781	815	854	917	976	1035	1086	1150	1210	1291	1406

OVERALL DIMENSIONS			SEAT DIMENSIONS			BACK DIMENSIONS	
W	D	H	W	D	H	W	H

IN	25	26	41	21	19-20.5	16.5-21.5	19.5	23
MM	635	660	1041	533	483-521	419-546	495	584

RTA 2  1 per carton



**Armchair**

COM: 1 YD | 0.91 M  
 Unit weight: 32 LB | 14.5 KG  
 Carton weight: 36 LB | 16.33 KG  
 Carton volume: 10.25 FT³ | 0.29 MT³

Ergonomic features:  
 M, N

MODEL #	1	2	3	4	5	6	7	8	9	10	11	12
1953	613	645	672	703	754	801	848	889	940	988	1053	1145

OVERALL DIMENSIONS			SEAT DIMENSIONS			BACK DIMENSIONS	
W	D	H	W	D	H	W	H

IN	27	23	35	22	18.5	18	19	18
MM	686	584	889	559	470	457	483	457

RTA 1  1 per carton

VION



model 6321-8 (BAU-AC)



model 6331-8 (BAU-AC)



Optional Lumbar Pad (LS)  
See right for details.



model 6322-4 (BLK-C)



model 6322-4PB

Vion Guest + Low Back Armless Task Pedestal Base Chairs



Please see page 204.

STANDARD FEATURES


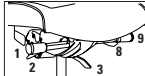
- Vion is a comprehensive seating series offering a family of models to address multiple applications: task, management, conference, guest, pedestal base, heavy duty 24/7 and stools.
- Series offers low, medium and high back models with either a mesh or upholstered back.
- Vion heavy duty models can be found under the Heavy Duty section (page 333).
- Five different control mechanism options to suit all price points and ergonomic requirements.
- High and medium back models are standard with height and width adjustable arms that feature a front to back sliding armcap.
- Standard with Global's high quality Soft Descent™ pneumatic lift which slowly and gently lowers the seat height of the chair making it easy to obtain the exact seat height you desire.
- Side activated sliding seat depth adjustment is standard on multi-tilter, synchro-tilter with back angle adjustment and weight sensing synchro tilter control mechanisms.
- Standard with five prong, injection molded, fiberglass reinforced nylon Governor base (B7) with dual wheel carpet casters (C1).
- Pedestal base model provides fixed location seating for use in auditoriums, classrooms, jury boxes, public venues and more. The base must be mounted to the floor (mounting hardware not included). See Pedestal Base Installation Guide on website for details.
- Mesh back models are available in ten standard Vion Mesh colors: Aqua (MS75), Black (MS69), Black Cherry (MS76), Blue (MS72), Dust (MS77), Ivory (MS78), Natural (MS74), Paprika (MS79), Rope (MS73) and Stone (MS71).
- Upholstered back models feature Black textile (Jenny JN02) on the back side as standard.
- Upholstery options: fabric, vinyl or leather. Vinyl and leather models may feature stitch detail across the seat and/or back cushions, if applicable.


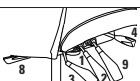


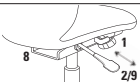


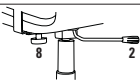




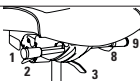

OPTIONAL FEATURES


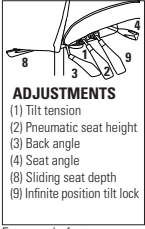


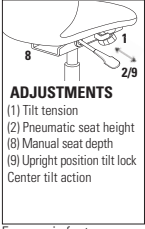


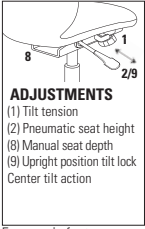

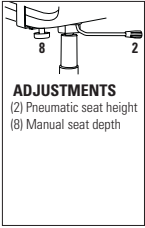


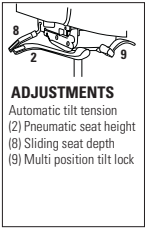


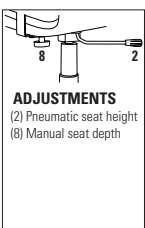

- Vion back frames, arms and bases are available in three colors: Black, Shadow and Fog. See Vion finishes chart for options and upcharges. Armcaps are always Black.
- Mesh back models are also available in ten Dimension Mesh colors: Berry (DBE), Black (DBK), Chalk (DCL), Charcoal (DCH), Citrus (DCT), Cobalt (DCO), Fog (DST), Pool Blue (DPB), Sand (DSD), Shadow (DGM). Add \$25.
- Upholstered back models offer a matching outer (MO) upholstery option. Due to the additional material needed, these models are listed separately and are priced differently than the standard upholstered back models.
- Medium and high back models: Optional lumbar pad (LS) can be added at time of order, please specify. Add \$17. Lumbar pad can also be ordered after sale as a kit, specify model 6339 at \$33 list price. The Lumbar pad is adjustable up to 3" vertically. Its spring loaded depth adjustment automatically provides the right amount of pressure.
- Seat available in memory foam, please specify (MF). Add \$106.
- Petite seat models (2" shorter and 2" narrower than the standard size seat) are available. Please specify by adding (P) to the model code. No upcharge.
- For hard surface flooring casters, please specify (C9R). Add \$21.
- For additional arm/caster options, please refer to the Arm and Caster section (page 335). *Optional casters may be priced higher than the standard casters for your chair and the difference will be charged. Lower priced optional casters will not be credited.*
- Pedestal base model has a Black base with 2" height adjustable cylinders, please specify: (SH) Swivel, auto return to max height. No upcharge. (SN) Non-swivel, auto return to max height. Add \$16. (SC) Swivel, auto return to center and return to max height. Add \$26.


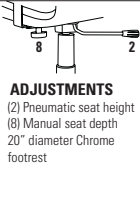


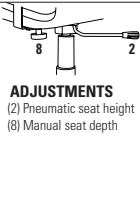


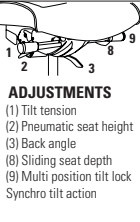


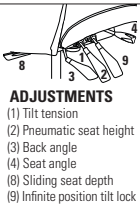


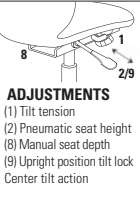

VION FINISHES - TASK SEATING				
Back Frame	Base	SPECIFY CODE	Arm Options	SPECIFY CODE
Black	Black	BLK	Adjustable "T" arm (Black) Adjustable "T" arm, fixed armcap (Black) Adjustable "T" arm (Black, Chrome accent) Adj. "T" arm, fixed armcap (Black, Chrome accent)	AS AF AC AD
	Polished aluminum	BAU   Add \$131		
Shadow	Shadow	SHW   Add \$131	Adjustable "T" arm (Shadow) Adjustable "T" arm, fixed armcap (Shadow) Adjustable "T" arm (Shadow, Chrome accent) Adj. "T" arm, fixed armcap (Shadow, Chrome accent)	SHA SHF FC CF
	Polished aluminum	SAU   Add \$131		
Fog	Fog	FOG   Add \$131	Adjustable "T" arm (Fog) Adjustable "T" arm, fixed armcap (Fog) Adjustable "T" arm (Fog, Chrome accent) Adj. "T" arm, fixed armcap (Fog, Chrome accent)	FA FF FC CF
	Polished aluminum	FAU   Add \$131	Fixed "C" arm (Black) Fixed "C" arm (Shadow) Fixed "C" arm (Fog) Fixed "C" arm (polished aluminum)	C SHC CC CA   Add \$111


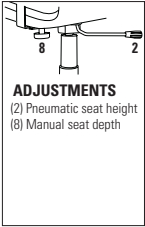


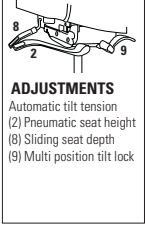


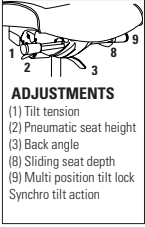


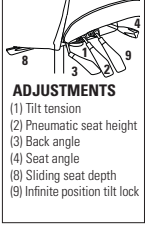


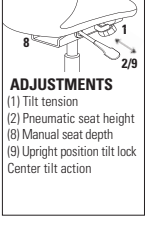

\* All arms have Black SSU armcaps.


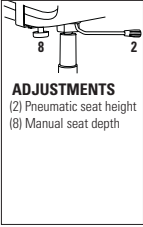


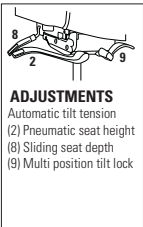


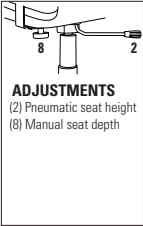


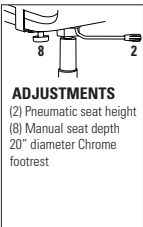


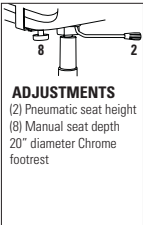

DESCRIPTION	FEATURES	MODEL #	STANDARD TEXTILE GRADES												
			1	2	3	4	5	6	7	8	9	10	11	12	
 <p>mesh back</p> <p><b>HB Synchro-Tilter w/Back Angle Adj.</b> COM: 1 YD   0.91 M Unit weight: 48 LB   21.8 KG Carton weight: 60 LB   27.22 KG Carton volume: 10.5 FT³   0.29 MT³</p>	 <p><b>ADJUSTMENTS</b> (1) Tilt tension (2) Pneumatic seat height (3) Back angle (8) Sliding seat depth (9) Multi position tilt lock Synchro tilt action</p> <p>Ergonomic features: A, B, C, E, G, H, L, M, N, Q, U</p>	6321-0	1100	1132	1159	1190	1241	1288	1335	1376	1427	1475	1540	1632	
			OVERALL DIMENSIONS			SEAT DIMENSIONS			BACK DIMENSIONS						
			W	D	H	W	D	H	W	H					
			IN 25.5	24	41.5	20	17-20	17.5-22.5	18.5	23					
			MM 648	610	1054	508	432-508	445-572	470	584					
			RTA 2		courier		1 per carton								

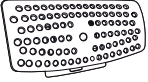


DESCRIPTION	FEATURES	MODEL #	STANDARD TEXTILE GRADES													
			1	2	3	4	5	6	7	8	9	10	11	12		
 <p>mesh back</p> <p><b>HB Multi-Tilter</b> COM: 1 YD   0.91 M Unit weight: 50 LB   22.7 KG Carton weight: 62 LB   28.12 KG Carton volume: 10.5 FT³   0.29 MT³</p>	 <p><b>ADJUSTMENTS</b> (1) Tilt tension (2) Pneumatic seat height (3) Back angle (4) Seat angle (8) Sliding seat depth (9) Infinite position tilt lock</p>	<b>6321-3</b>	1100	1132	1159	1190	1241	1288	1335	1376	1427	1475	1540	1632		
		<b>OVERALL DIMENSIONS</b>			<b>SEAT DIMENSIONS</b>			<b>BACK DIMENSIONS</b>								
		<b>W</b>	<b>D</b>	<b>H</b>	<b>W</b>	<b>D</b>	<b>H</b>	<b>W</b>	<b>H</b>							
		IN 25.5 MM 648	24 610	41 1041	20 508	17-20 432-508	17.25-22.25 438-565	18.5 470	23 584							
			<b>RTA 2</b>		1 per carton											
 <p>mesh back</p> <p><b>HB Tilter</b> COM: 1 YD   0.91 M Unit weight: 42 LB   19.1 KG Carton weight: 54 LB   24.49 KG Carton volume: 10.5 FT³   0.29 MT³</p>	 <p><b>ADJUSTMENTS</b> (1) Tilt tension (2) Pneumatic seat height (8) Manual seat depth (9) Upright position tilt lock Center tilt action</p>	<b>6321-4</b>	1063	1095	1122	1153	1204	1251	1298	1339	1390	1438	1503	1595		
		<b>OVERALL DIMENSIONS</b>			<b>SEAT DIMENSIONS</b>			<b>BACK DIMENSIONS</b>								
		<b>W</b>	<b>D</b>	<b>H</b>	<b>W</b>	<b>D</b>	<b>H</b>	<b>W</b>	<b>H</b>							
		IN 25.5 MM 648	24 610	39.25 997	20 508	17.5 445	16-21 406-533	18.5 470	23 584							
			<b>RTA 2</b>		1 per carton											
 <p>mesh back</p> <p><b>HB Task</b> COM: 1 YD   0.91 M Unit weight: 37 LB   16.8 KG Carton weight: 49 LB   22.23 KG Carton volume: 10.5 FT³   0.29 MT³</p>	 <p><b>ADJUSTMENTS</b> (2) Pneumatic seat height (8) Manual seat depth</p>	<b>6321-6</b>	937	969	996	1027	1078	1125	1172	1213	1264	1312	1377	1469		
		<b>OVERALL DIMENSIONS</b>			<b>SEAT DIMENSIONS</b>			<b>BACK DIMENSIONS</b>								
		<b>W</b>	<b>D</b>	<b>H</b>	<b>W</b>	<b>D</b>	<b>H</b>	<b>W</b>	<b>H</b>							
		IN 25.5 MM 648	24 610	39.25 997	20 508	17.5 445	17-22 432-559	18.5 470	23 584							
			<b>RTA 2</b>		1 per carton											
 <p>mesh back</p> <p><b>HB Weight Sensing Synchro-Tilter</b> COM: 1 YD   0.91 M Unit weight: 45 LB   20.5 KG Carton weight: 57 LB   25.85 KG Carton volume: 10.5 FT³   0.29 MT³</p>	 <p><b>ADJUSTMENTS</b> Automatic tilt tension (2) Pneumatic seat height (8) Sliding seat depth (9) Multi position tilt lock</p>	<b>6321-8</b>	1100	1132	1159	1190	1241	1288	1335	1376	1427	1475	1540	1632		
		<b>OVERALL DIMENSIONS</b>			<b>SEAT DIMENSIONS</b>			<b>BACK DIMENSIONS</b>								
		<b>W</b>	<b>D</b>	<b>H</b>	<b>W</b>	<b>D</b>	<b>H</b>	<b>W</b>	<b>H</b>							
		IN 25.5 MM 648	24 610	40 1016	20 508	17-20 432-508	16.5-21.5 419-546	18.5 470	23 584							
			<b>RTA 2</b>		1 per carton											
 <p>mesh back</p> <p><b>MB Synchro-Tilter w/Back Angle Adj.</b> COM: 1 YD   0.91 M Unit weight: 46 LB   20.9 KG Carton weight: 58 LB   26.31 KG Carton volume: 10.5 FT³   0.29 MT³</p>	 <p><b>ADJUSTMENTS</b> (1) Tilt tension (2) Pneumatic seat height (3) Back angle (8) Sliding seat depth (9) Multi position tilt lock Synchro tilt action</p>	<b>6322-0</b>	1041	1073	1100	1131	1182	1229	1276	1317	1368	1416	1481	1573		
		<b>OVERALL DIMENSIONS</b>			<b>SEAT DIMENSIONS</b>			<b>BACK DIMENSIONS</b>								
		<b>W</b>	<b>D</b>	<b>H</b>	<b>W</b>	<b>D</b>	<b>H</b>	<b>W</b>	<b>H</b>							
		IN 25.5 MM 648	24 610	39.5 1003	20 508	17-20 432-508	17.5-22.5 445-572	18.5 470	21 533							
			<b>RTA 2</b>		1 per carton											

DESCRIPTION	FEATURES	MODEL #	STANDARD TEXTILE GRADES													
			1	2	3	4	5	6	7	8	9	10	11	12		
 mesh back <b>MB Multi-Tilter</b> COM: 1 YD   0.91 M Unit weight: 48 LB   21.8 KG Carton weight: 60 LB   27.22 KG Carton volume: 10.5 FT³   0.29 MT³	 <b>ADJUSTMENTS</b> (1) Tilt tension (2) Pneumatic seat height (3) Back angle (4) Seat angle (8) Sliding seat depth (9) Infinite position tilt lock Ergonomic features: A, B, C, E, F, G, H, M, N, Q, S, U	<b>6322-3</b>	1041	1073	1100	1131	1182	1229	1276	1317	1368	1416	1481	1573		
		<b>OVERALL DIMENSIONS</b>			<b>SEAT DIMENSIONS</b>			<b>BACK DIMENSIONS</b>								
		W	D	H	W	D	H	W	H							
		IN 25.5 MM 648	24 610	39 991	20 508	17-20 432-508	17.25-22.25 438-565	18.5 470	21 533							
		<b>RTA 2</b>		1 per carton												
 mesh back <b>MB Tilter</b> COM: 1 YD   0.91 M Unit weight: 40 LB   18.2 KG Carton weight: 52 LB   23.59 KG Carton volume: 10.5 FT³   0.29 MT³	 <b>ADJUSTMENTS</b> (1) Tilt tension (2) Pneumatic seat height (8) Manual seat depth (9) Upright position tilt lock Center tilt action Ergonomic features: A, B, C, E, H, M, N, Q, S, U	<b>6322-4</b>	1003	1035	1062	1093	1144	1191	1238	1279	1330	1378	1443	1535		
		<b>OVERALL DIMENSIONS</b>			<b>SEAT DIMENSIONS</b>			<b>BACK DIMENSIONS</b>								
		W	D	H	W	D	H	W	H							
		IN 25.5 MM 648	24 610	37.5 953	20 508	17.5 445	16-21 406-533	18.5 470	21 533							
		<b>RTA 2</b>		1 per carton												
 mesh back <b>MB Tilter Pedestal Base</b> COM: YD   M Unit weight: 41 LB   18.6 KG Carton weight: 53 LB   24.04 KG Carton volume: 10.5 FT³   0.29 MT³	 <b>ADJUSTMENTS</b> (1) Tilt tension (2) Pneumatic seat height (8) Manual seat depth (9) Upright position tilt lock Center tilt action Ergonomic features: A, B, C, E, H, M, N, Q, S, U	<b>6322-4PB</b>	1230	1262	1289	1320	1371	1418	1465	1506	1557	1605	1670	1762		
		<b>OVERALL DIMENSIONS</b>			<b>SEAT DIMENSIONS</b>			<b>BACK DIMENSIONS</b>								
		W	D	H	W	D	H	W	H							
		IN 25.5 MM 648	24 610	39 991	20 508	17.5 445	17-19 432-483	18.5 470	21 533							
		<b>RTA 2</b>	1 per carton													
 mesh back <b>MB Task</b> COM: 1 YD   0.91 M Unit weight: 35 LB   15.9 KG Carton weight: 47 LB   21.32 KG Carton volume: 10.5 FT³   0.29 MT³	 <b>ADJUSTMENTS</b> (2) Pneumatic seat height (8) Manual seat depth Ergonomic features: C, E, M, N, Q, U	<b>6322-6</b>	877	909	936	967	1018	1065	1112	1153	1204	1252	1317	1409		
		<b>OVERALL DIMENSIONS</b>			<b>SEAT DIMENSIONS</b>			<b>BACK DIMENSIONS</b>								
		W	D	H	W	D	H	W	H							
		IN 25.5 MM 648	24 610	37.5 953	20 508	17.5 445	17-22 432-559	18.5 470	21 533							
		<b>RTA 2</b>		1 per carton												
 mesh back <b>MB Weight Sensing Synchro-Tilter</b> COM: 1 YD   0.91 M Unit weight: 43 LB   19.5 KG Carton weight: 55 LB   24.95 KG Carton volume: 10.5 FT³   0.29 MT³	 <b>ADJUSTMENTS</b> Automatic tilt tension (2) Pneumatic seat height (8) Sliding seat depth (9) Multi position tilt lock Ergonomic features: A, B, C, E, H, L, M, N, Q, U	<b>6322-8</b>	1041	1073	1100	1131	1182	1229	1276	1317	1368	1416	1481	1573		
		<b>OVERALL DIMENSIONS</b>			<b>SEAT DIMENSIONS</b>			<b>BACK DIMENSIONS</b>								
		W	D	H	W	D	H	W	H							
		IN 25.5 MM 648	24 610	38 965	20 508	17-20 432-508	16.5-21.5 419-546	18.5 470	21 533							
		<b>RTA 2</b>		1 per carton												
 mesh back <b>MB Task - Armless</b> COM: 1 YD   0.91 M Unit weight: 29 LB   13.2 KG Carton weight: 41 LB   18.6 KG Carton volume: 10.5 FT³   0.29 MT³	 <b>ADJUSTMENTS</b> (2) Pneumatic seat height (8) Manual seat depth Ergonomic features: C, E, M, N, U	<b>6323-6</b>	705	737	764	795	846	893	940	981	1032	1080	1145	1237		
		<b>OVERALL DIMENSIONS</b>			<b>SEAT DIMENSIONS</b>			<b>BACK DIMENSIONS</b>								
		W	D	H	W	D	H	W	H							
		IN 20 MM 508	24 610	37.5 953	20 508	17.5 445	17-22 432-559	18.5 470	21 533							
		<b>RTA 2</b>		1 per carton												

DESCRIPTION	FEATURES	MODEL #	STANDARD TEXTILE GRADES											
			1	2	3	4	5	6	7	8	9	10	11	12
 <p>mesh back</p> <p><b>MB Stool - Task Armless</b> COM: 1 YD   0.91 M Unit weight: 32 LB   14.5 KG Carton weight: 44 LB   19.98 KG Carton volume: 10.5 FT³   0.29 MT³</p>	 <p><b>ADJUSTMENTS</b> (2) Pneumatic seat height (8) Manual seat depth 20" diameter Chrome footrest</p> <p>Ergonomic features: C, E, M, N, U</p>	<b>6327-6</b>	922	954	981	1012	1063	1110	1157	1198	1249	1297	1362	1454
		<b>OVERALL DIMENSIONS</b>			<b>SEAT DIMENSIONS</b>			<b>BACK DIMENSIONS</b>						
		<b>W</b>	<b>D</b>	<b>H</b>	<b>W</b>	<b>D</b>	<b>H</b>	<b>W</b>		<b>H</b>				
		IN 20	24	48	20	17.5	23.5-33.5	18.5		21				
MM 508	610	1219	508	445	597-851	470		533						
			<b>RTA 2</b>		1 per carton									
 <p>mesh back</p> <p><b>MB Stool - Task</b> COM: 1 YD   0.91 M Unit weight: 38 LB   17.3 KG Carton weight: 50 LB   22.68 KG Carton volume: 10.5 FT³   0.29 MT³</p>	 <p><b>ADJUSTMENTS</b> (2) Pneumatic seat height (8) Manual seat depth</p> <p>Ergonomic features: C, E, H, M, N, Q, U</p>	<b>6328-6</b>	1094	1126	1153	1184	1235	1282	1329	1370	1421	1469	1534	1626
		<b>OVERALL DIMENSIONS</b>			<b>SEAT DIMENSIONS</b>			<b>BACK DIMENSIONS</b>						
		<b>W</b>	<b>D</b>	<b>H</b>	<b>W</b>	<b>D</b>	<b>H</b>	<b>W</b>		<b>H</b>				
		IN 25.5	24	48	20	17.5	23.5-33.5	18.5		21				
MM 648	610	1219	508	445	597-851	470		533						
			<b>RTA 2</b>		1 per carton									
 <p>upholstered back, standard seat</p> <p><b>HB Synchro-Tilter w/Back Angle Adj.</b> COM: 1.25 YD   1.14 M Unit weight: 49 LB   22.3 KG Carton weight: 61 LB   27.67 KG Carton volume: 10.5 FT³   0.29 MT³</p>	 <p><b>ADJUSTMENTS</b> (1) Tilt tension (2) Pneumatic seat height (3) Back angle (8) Sliding seat depth (9) Multi position tilt lock Synchro tilt action</p> <p>Ergonomic features: A, B, C, E, G, H, L, M, N, Q, U</p>	<b>6331-0</b>	1100	1140	1174	1213	1276	1335	1394	1445	1509	1569	1650	1765
		<b>6331-0MO</b>	1162	1226	1280	1342	1444	1538	1632	1714	1816	1912	2042	2226
		<b>OVERALL DIMENSIONS</b>			<b>SEAT DIMENSIONS</b>			<b>BACK DIMENSIONS</b>						
		<b>W</b>	<b>D</b>	<b>H</b>	<b>W</b>	<b>D</b>	<b>H</b>	<b>W</b>		<b>H</b>				
IN 25.5	24	41.5	20	17-20	17.5-22.5	18.5		23						
MM 648	610	1054	508	432-508	445-572	470		584						
			<b>RTA 2</b>		1 per carton									
 <p>upholstered back, standard seat</p> <p><b>HB Multi-Tilter</b> COM: 1.25 YD   1.14 M Unit weight: 51 LB   23.2 KG Carton weight: 63 LB   28.58 KG Carton volume: 10.5 FT³   0.29 MT³</p>	 <p><b>ADJUSTMENTS</b> (1) Tilt tension (2) Pneumatic seat height (3) Back angle (4) Seat angle (8) Sliding seat depth (9) Infinite position tilt lock</p> <p>Ergonomic features: A, B, C, E, F, G, H, M, N, Q, S, U</p>	<b>6331-3</b>	1100	1140	1174	1213	1276	1335	1394	1445	1509	1569	1650	1765
		<b>6331-3MO</b>	1162	1226	1280	1342	1444	1538	1632	1714	1816	1912	2042	2226
		<b>OVERALL DIMENSIONS</b>			<b>SEAT DIMENSIONS</b>			<b>BACK DIMENSIONS</b>						
		<b>W</b>	<b>D</b>	<b>H</b>	<b>W</b>	<b>D</b>	<b>H</b>	<b>W</b>		<b>H</b>				
IN 25.5	24	41	20	17-20	17.25-22.25	18.5		23						
MM 648	610	1041	508	432-508	438-565	470		584						
			<b>RTA 2</b>		1 per carton									
 <p>upholstered back, standard seat</p> <p><b>HB Tilter</b> COM: 1.25 YD   1.14 M Unit weight: 43 LB   19.5 KG Carton weight: 55 LB   24.95 KG Carton volume: 10.5 FT³   0.29 MT³</p>	 <p><b>ADJUSTMENTS</b> (1) Tilt tension (2) Pneumatic seat height (8) Manual seat depth (9) Upright position tilt lock Center tilt action</p> <p>Ergonomic features: A, B, C, E, H, M, N, Q, S, U</p>	<b>6331-4</b>	1063	1103	1137	1176	1239	1298	1357	1408	1472	1532	1613	1728
		<b>6331-4MO</b>	1122	1186	1240	1302	1404	1498	1592	1674	1776	1872	2002	2186
		<b>OVERALL DIMENSIONS</b>			<b>SEAT DIMENSIONS</b>			<b>BACK DIMENSIONS</b>						
		<b>W</b>	<b>D</b>	<b>H</b>	<b>W</b>	<b>D</b>	<b>H</b>	<b>W</b>		<b>H</b>				
IN 25.5	24	39.25	20	17.5	16-21	18.5		23						
MM 648	610	997	508	445	406-533	470		584						
			<b>RTA 2</b>		1 per carton									

DESCRIPTION	FEATURES	MODEL #	STANDARD TEXTILE GRADES											
			1	2	3	4	5	6	7	8	9	10	11	12
 <p>upholstered back, standard seat</p> <p><b>HB Task</b> COM: 1.25 YD   1.14 M Unit weight: 37 LB   16.8 KG Carton weight: 49 LB   22.23 KG Carton volume: 10.5 FT³   0.29 MT³</p>	 <p><b>ADJUSTMENTS</b> (2) Pneumatic seat height (8) Manual seat depth</p>	<b>6331-6</b>	937	977	1011	1050	1113	1172	1231	1282	1346	1406	1487	1602
		<b>6331-6MO</b>	1000	1064	1118	1180	1282	1376	1470	1552	1654	1750	1880	2064
		<b>OVERALL DIMENSIONS</b>			<b>SEAT DIMENSIONS</b>			<b>BACK DIMENSIONS</b>						
		W	D	H	W	D	H	W	H					
IN 25.5	24	39.25	20	17.5	17-22	18.5	23							
MM 648	610	997	508	445	432-559	470	584							
		<b>RTA 2</b>		1 per carton										
 <p>upholstered back, standard seat</p> <p><b>HB Weight Sensing Synchro-Tilter</b> COM: 1.25 YD   1.14 M Unit weight: 46 LB   20.9 KG Carton weight: 58 LB   26.31 KG Carton volume: 10.5 FT³   0.29 MT³</p>	 <p><b>ADJUSTMENTS</b> Automatic tilt tension (2) Pneumatic seat height (8) Sliding seat depth (9) Multi position tilt lock</p>	<b>6331-8</b>	1100	1140	1174	1213	1276	1335	1394	1445	1509	1569	1650	1765
		<b>6331-8MO</b>	1162	1226	1280	1342	1444	1538	1632	1714	1816	1912	2042	2226
		<b>OVERALL DIMENSIONS</b>			<b>SEAT DIMENSIONS</b>			<b>BACK DIMENSIONS</b>						
		W	D	H	W	D	H	W	H					
IN 25.5	24	40	20	17-20	16.5-21.5	18.5	23							
MM 648	610	1016	508	432-508	419-546	470	584							
		<b>RTA 2</b>		1 per carton										
 <p>upholstered back, standard seat</p> <p><b>MB Synchro-Tilter w/Back Angle Adj.</b> COM: 1.25 YD   1.14 M Unit weight: 47 LB   21.4 KG Carton weight: 59 LB   26.76 KG Carton volume: 10.5 FT³   0.29 MT³</p>	 <p><b>ADJUSTMENTS</b> (1) Tilt tension (2) Pneumatic seat height (3) Back angle (8) Sliding seat depth (9) Multi position tilt lock Synchro tilt action</p>	<b>6332-0</b>	1041	1081	1115	1154	1217	1276	1335	1386	1450	1510	1591	1706
		<b>6332-0MO</b>	1100	1164	1218	1280	1382	1476	1570	1652	1754	1850	1980	2164
		<b>OVERALL DIMENSIONS</b>			<b>SEAT DIMENSIONS</b>			<b>BACK DIMENSIONS</b>						
		W	D	H	W	D	H	W	H					
IN 25.5	24	39.5	20	17-20	17.5-22.5	18.5	21							
MM 648	610	1003	508	432-508	445-572	470	533							
		<b>RTA 2</b>		1 per carton										
 <p>upholstered back, standard seat</p> <p><b>MB Multi-Tilter</b> COM: 1.25 YD   1.14 M Unit weight: 49 LB   22.3 KG Carton weight: 61 LB   27.67 KG Carton volume: 10.5 FT³   0.29 MT³</p>	 <p><b>ADJUSTMENTS</b> (1) Tilt tension (2) Pneumatic seat height (3) Back angle (4) Seat angle (8) Sliding seat depth (9) Infinite position tilt lock</p>	<b>6332-3</b>	1041	1081	1115	1154	1217	1276	1335	1386	1450	1510	1591	1706
		<b>6332-3MO</b>	1100	1164	1218	1280	1382	1476	1570	1652	1754	1850	1980	2164
		<b>OVERALL DIMENSIONS</b>			<b>SEAT DIMENSIONS</b>			<b>BACK DIMENSIONS</b>						
		W	D	H	W	D	H	W	H					
IN 25.5	24	39	20	17-20	17.25-22.25	18.5	21							
MM 648	610	991	508	432-508	438-565	470	533							
		<b>RTA 2</b>		1 per carton										
 <p>upholstered back, standard seat</p> <p><b>MB Tilter</b> COM: 1.25 YD   1.14 M Unit weight: 41 LB   18.6 KG Carton weight: 53 LB   24.04 KG Carton volume: 10.5 FT³   0.29 MT³</p>	 <p><b>ADJUSTMENTS</b> (1) Tilt tension (2) Pneumatic seat height (8) Manual seat depth (9) Upright position tilt lock Center tilt action</p>	<b>6332-4</b>	1003	1043	1077	1116	1179	1238	1297	1348	1412	1472	1553	1668
		<b>6332-4MO</b>	1063	1127	1181	1243	1345	1439	1533	1615	1717	1813	1943	2127
		<b>OVERALL DIMENSIONS</b>			<b>SEAT DIMENSIONS</b>			<b>BACK DIMENSIONS</b>						
		W	D	H	W	D	H	W	H					
IN 25.5	24	37.5	20	17.5	16-21	18.5	21							
MM 648	610	953	508	445	406-533	470	533							
		<b>RTA 2</b>		1 per carton										

DESCRIPTION	FEATURES	MODEL #	STANDARD TEXTILE GRADES											
			1	2	3	4	5	6	7	8	9	10	11	12
 <p>upholstered back, standard seat</p> <p><b>MB Task</b> COM: 1.25 YD   1.14 M Unit weight: 36 LB   16.4 KG Carton weight: 48 LB   21.77 KG Carton volume: 10.5 FT³   0.29 MT³</p>	 <p><b>ADJUSTMENTS</b> (2) Pneumatic seat height (8) Manual seat depth</p> <p>Ergonomic features: C, E, H, M, N, Q, U</p>	<b>6332-6</b>	877	917	951	990	1053	1112	1171	1222	1286	1346	1427	1542
		<b>6332-6MO</b>	937	1001	1055	1117	1219	1313	1407	1489	1591	1687	1817	2001
		<b>OVERALL DIMENSIONS</b>			<b>SEAT DIMENSIONS</b>			<b>BACK DIMENSIONS</b>						
		<b>W</b>	<b>D</b>	<b>H</b>	<b>W</b>	<b>D</b>	<b>H</b>	<b>W</b>	<b>H</b>					
		IN 25.5 MM 648	24 610	37.5 953	20 508	17.5 445	17-22 432-559	18.5 470	21 533					
			<b>RTA 2</b>		1 per carton									
 <p>upholstered back, standard seat</p> <p><b>MB Weight Sensing Synchro-Tilter</b> COM: 1.25 YD   1.14 M Unit weight: 44 LB   20 KG Carton weight: 56 LB   25.4 KG Carton volume: 10.5 FT³   0.29 MT³</p>	 <p><b>ADJUSTMENTS</b> Automatic tilt tension (2) Pneumatic seat height (8) Sliding seat depth (9) Multi position tilt lock</p> <p>Ergonomic features: A, B, C, E, H, L, M, N, Q, U</p>	<b>6332-8</b>	1041	1081	1115	1154	1217	1276	1335	1386	1450	1510	1591	1706
		<b>6332-8MO</b>	1100	1164	1218	1280	1382	1476	1570	1652	1754	1850	1980	2164
		<b>OVERALL DIMENSIONS</b>			<b>SEAT DIMENSIONS</b>			<b>BACK DIMENSIONS</b>						
		<b>W</b>	<b>D</b>	<b>H</b>	<b>W</b>	<b>D</b>	<b>H</b>	<b>W</b>	<b>H</b>					
		IN 25.5 MM 648	24 610	38 965	20 508	17-20 432-508	16.5-21.5 419-546	18.5 470	21 533					
			<b>RTA 2</b>		1 per carton									
 <p>upholstered back, standard seat</p> <p><b>MB Task - Armless</b> COM: 1.25 YD   1.14 M Unit weight: 30 LB   13.6 KG Carton weight: 42 LB   19.05 KG Carton volume: 10.5 FT³   0.29 MT³</p>	 <p><b>ADJUSTMENTS</b> (2) Pneumatic seat height (8) Manual seat depth</p> <p>Ergonomic features: C, E, M, N, U</p>	<b>6333-6</b>	705	745	779	818	881	940	999	1050	1114	1174	1255	1370
		<b>6333-6MO</b>	766	830	884	946	1048	1142	1236	1318	1420	1516	1646	1830
		<b>OVERALL DIMENSIONS</b>			<b>SEAT DIMENSIONS</b>			<b>BACK DIMENSIONS</b>						
		<b>W</b>	<b>D</b>	<b>H</b>	<b>W</b>	<b>D</b>	<b>H</b>	<b>W</b>	<b>H</b>					
		IN 20 MM 508	24 610	37.5 953	20 508	17.5 445	17-22 432-559	18.5 470	21 533					
			<b>RTA 2</b>		1 per carton									
 <p>upholstered back, standard seat</p> <p><b>MB Stool - Armless Task</b> COM: 1.25 YD   1.14 M Unit weight: 33 LB   15 KG Carton weight: 45 LB   20.41 KG Carton volume: 10.5 FT³   0.29 MT³</p>	 <p><b>ADJUSTMENTS</b> (2) Pneumatic seat height (8) Manual seat depth 20" diameter Chrome footrest</p> <p>Ergonomic features: C, E, M, N, U</p>	<b>6337-6</b>	922	962	996	1035	1098	1157	1216	1267	1331	1391	1472	1587
		<b>6337-6MO</b>	983	1047	1101	1163	1265	1359	1453	1535	1637	1733	1863	2047
		<b>OVERALL DIMENSIONS</b>			<b>SEAT DIMENSIONS</b>			<b>BACK DIMENSIONS</b>						
		<b>W</b>	<b>D</b>	<b>H</b>	<b>W</b>	<b>D</b>	<b>H</b>	<b>W</b>	<b>H</b>					
		IN 20 MM 508	24 610	48 1219	20 508	17.5 445	23.5-33.5 597-851	18.5 470	21 533					
			<b>RTA 2</b>		1 per carton									
 <p>upholstered back, standard seat</p> <p><b>MB Stool - Task</b> COM: 1.25 YD   1.14 M Unit weight: 39 LB   17.7 KG Carton weight: 51 LB   23.13 KG Carton volume: 10.5 FT³   0.29 MT³</p>	 <p><b>ADJUSTMENTS</b> (2) Pneumatic seat height (8) Manual seat depth 20" diameter Chrome footrest</p> <p>Ergonomic features: C, E, H, M, N, Q, U</p>	<b>6338-6</b>	1094	1134	1168	1207	1270	1329	1388	1439	1503	1563	1644	1759
		<b>6338-6MO</b>	1154	1218	1272	1334	1436	1530	1624	1706	1808	1904	2034	2218
		<b>OVERALL DIMENSIONS</b>			<b>SEAT DIMENSIONS</b>			<b>BACK DIMENSIONS</b>						
		<b>W</b>	<b>D</b>	<b>H</b>	<b>W</b>	<b>D</b>	<b>H</b>	<b>W</b>	<b>H</b>					
		IN 25.5 MM 648	24 610	48 1219	20 508	17.5 445	23.5-33.5 597-851	18.5 470	21 533					
			<b>RTA 2</b>		1 per carton									

DESCRIPTION	FEATURES	MODEL #	STANDARD TEXTILE GRADES								
			List price								
 <p><b>Lumbar Pad Kit for Vion</b>                      COM: N/A                      Unit weight: 0.5 LB   0.2 KG                      Carton weight: 1.5 LB   0.68 KG                      Carton volume: 0.5 FT³   0.01 MT³</p>		6339	33								
			OVERALL DIMENSIONS			SEAT DIMENSIONS			BACK DIMENSIONS		
			W	D	H	W	D	H	W	H	
			IN 10.25	3.5	5.25	-	-	-	-	-	
			MM 260	89	133	-	-	-	-	-	
					1 per carton						



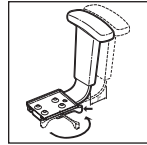
YORKDALE



model 2340-3



model 2343-6




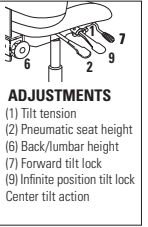



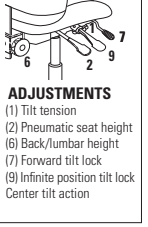



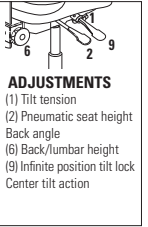

**Vari-Width (WA)** width adjustable arm extensions are standard when chair is ordered with adjustable arms.


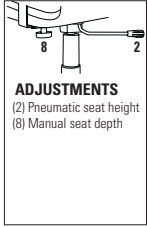


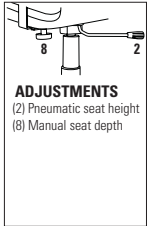

STANDARD FEATURES

- Advanced ergonomic design for increased comfort and productivity.
- Standard with height adjustable T-arms with curved urethane armcaps (3N) in Black only.
- All models are standard with a five prong, injection molded base.
- Base and frame are available in Black only.
- All models are shipped partially KD.
- Yorkdale heavy duty models can be found under the Heavy Duty section (page 322).
- Dual wheel carpet casters (C65) are standard.
- Upholstery options: fabric or vinyl only. When upholstered in vinyl, models may feature stitch detail across the seat and/or back cushions and the outside back will be attached with decorative screws.

























OPTIONAL FEATURES

- Optional sliding seat depth adjustment is available, please specify (MDB). Add \$32.
- Seat available in molded foam, please specify (MLB). Add \$35.
- For hard surface flooring casters, please specify (C65R). Add \$21.
- For additional arm/caster options, please refer to the Arm and Caster section (page 335). *Optional casters may be priced higher than the standard casters for your chair and the difference will be charged. Lower priced optional casters will not be credited.*




















DESCRIPTION	FEATURES	MODEL #	STANDARD TEXTILE GRADES																																												
			1	2	3	4	5	6	7	8	9	10	11	12																																	
 <p><b>HB Multi-Tilter w/Forward Seat Tilt</b> COM: 1.75 YD   1.6 M Unit weight: 44 LB   20 KG Carton weight: 48 LB   21.77 KG Carton volume: 9.75 FT³   0.27 MT³</p>	 <p><b>ADJUSTMENTS</b> (1) Tilt tension (2) Pneumatic seat height (6) Back/lumbar height (7) Forward tilt lock (9) Infinite position tilt lock Center tilt action</p>	<p>Ergonomic features: A, B, C, D, F, G, H, M, N, Q, S</p>	<table border="1"> <thead> <tr> <th colspan="3">OVERALL DIMENSIONS</th> <th colspan="3">SEAT DIMENSIONS</th> <th colspan="3">BACK DIMENSIONS</th> </tr> <tr> <th>W</th><th>D</th><th>H</th> <th>W</th><th>D</th><th>H</th> <th>W</th><th>H</th> </tr> </thead> <tbody> <tr> <td>IN 24</td><td>25</td><td>42</td> <td>20.5</td><td>17.5</td><td>17.5-21.5</td> <td>19</td><td>21.5-24</td> </tr> <tr> <td>MM 610</td><td>635</td><td>1067</td> <td>521</td><td>445</td><td>445-546</td> <td>483</td><td>546-610</td> </tr> </tbody> </table>												OVERALL DIMENSIONS			SEAT DIMENSIONS			BACK DIMENSIONS			W	D	H	W	D	H	W	H	IN 24	25	42	20.5	17.5	17.5-21.5	19	21.5-24	MM 610	635	1067	521	445	445-546	483	546-610
			OVERALL DIMENSIONS			SEAT DIMENSIONS			BACK DIMENSIONS																																						
			W	D	H	W	D	H	W	H																																					
			IN 24	25	42	20.5	17.5	17.5-21.5	19	21.5-24																																					
MM 610	635	1067	521	445	445-546	483	546-610																																								
<p><b>RTA 2</b>  1 per carton</p>																																															
<table border="1"> <thead> <tr> <th>1</th><th>2</th><th>3</th><th>4</th><th>5</th><th>6</th><th>7</th><th>8</th><th>9</th><th>10</th><th>11</th><th>12</th> </tr> </thead> <tbody> <tr> <td>2330</td><td>809</td><td>865</td><td>912</td><td>967</td><td>1056</td><td>1138</td><td>1220</td><td>1292</td><td>1381</td><td>1465</td><td>1579</td><td>1740</td> </tr> </tbody> </table>												1	2	3	4	5	6	7	8	9	10	11	12	2330	809	865	912	967	1056	1138	1220	1292	1381	1465	1579	1740											
1	2	3	4	5	6	7	8	9	10	11	12																																				
2330	809	865	912	967	1056	1138	1220	1292	1381	1465	1579	1740																																			
<p><b>RTA 2</b>  1 per carton</p>																																															
<table border="1"> <thead> <tr> <th>1</th><th>2</th><th>3</th><th>4</th><th>5</th><th>6</th><th>7</th><th>8</th><th>9</th><th>10</th><th>11</th><th>12</th> </tr> </thead> <tbody> <tr> <td>2331</td><td>750</td><td>798</td><td>839</td><td>885</td><td>962</td><td>1032</td><td>1103</td><td>1164</td><td>1241</td><td>1313</td><td>1410</td><td>1548</td> </tr> </tbody> </table>												1	2	3	4	5	6	7	8	9	10	11	12	2331	750	798	839	885	962	1032	1103	1164	1241	1313	1410	1548											
1	2	3	4	5	6	7	8	9	10	11	12																																				
2331	750	798	839	885	962	1032	1103	1164	1241	1313	1410	1548																																			
 <p><b>LB Multi-Tilter</b> COM: 1.5 YD   1.37 M Unit weight: 42 LB   19.1 KG Carton weight: 46 LB   20.87 KG Carton volume: 9.75 FT³   0.27 MT³</p>	 <p><b>ADJUSTMENTS</b> (1) Tilt tension (2) Pneumatic seat height (6) Back/lumbar height (7) Forward tilt lock (9) Infinite position tilt lock Center tilt action</p>	<p>Ergonomic features: A, B, C, D, F, G, H, M, N, Q, S</p>	<table border="1"> <thead> <tr> <th colspan="3">OVERALL DIMENSIONS</th> <th colspan="3">SEAT DIMENSIONS</th> <th colspan="3">BACK DIMENSIONS</th> </tr> <tr> <th>W</th><th>D</th><th>H</th> <th>W</th><th>D</th><th>H</th> <th>W</th><th>H</th> </tr> </thead> <tbody> <tr> <td>IN 24</td><td>25</td><td>36</td> <td>20.5</td><td>17.5</td><td>17.5-21.5</td> <td>19</td><td>15.5-18</td> </tr> <tr> <td>MM 610</td><td>635</td><td>914</td> <td>521</td><td>445</td><td>445-546</td> <td>483</td><td>394-457</td> </tr> </tbody> </table>												OVERALL DIMENSIONS			SEAT DIMENSIONS			BACK DIMENSIONS			W	D	H	W	D	H	W	H	IN 24	25	36	20.5	17.5	17.5-21.5	19	15.5-18	MM 610	635	914	521	445	445-546	483	394-457
			OVERALL DIMENSIONS			SEAT DIMENSIONS			BACK DIMENSIONS																																						
			W	D	H	W	D	H	W	H																																					
			IN 24	25	36	20.5	17.5	17.5-21.5	19	15.5-18																																					
MM 610	635	914	521	445	445-546	483	394-457																																								
<p><b>RTA 2</b>  1 per carton</p>																																															
<table border="1"> <thead> <tr> <th>1</th><th>2</th><th>3</th><th>4</th><th>5</th><th>6</th><th>7</th><th>8</th><th>9</th><th>10</th><th>11</th><th>12</th> </tr> </thead> <tbody> <tr> <td>2340-3</td><td>770</td><td>826</td><td>873</td><td>928</td><td>1017</td><td>1099</td><td>1181</td><td>1253</td><td>1342</td><td>1426</td><td>1540</td><td>1701</td> </tr> </tbody> </table>												1	2	3	4	5	6	7	8	9	10	11	12	2340-3	770	826	873	928	1017	1099	1181	1253	1342	1426	1540	1701											
1	2	3	4	5	6	7	8	9	10	11	12																																				
2340-3	770	826	873	928	1017	1099	1181	1253	1342	1426	1540	1701																																			
<p><b>RTA 2</b>  1 per carton</p>																																															
<table border="1"> <thead> <tr> <th>1</th><th>2</th><th>3</th><th>4</th><th>5</th><th>6</th><th>7</th><th>8</th><th>9</th><th>10</th><th>11</th><th>12</th> </tr> </thead> <tbody> <tr> <td>2340-3</td><td>770</td><td>826</td><td>873</td><td>928</td><td>1017</td><td>1099</td><td>1181</td><td>1253</td><td>1342</td><td>1426</td><td>1540</td><td>1701</td> </tr> </tbody> </table>												1	2	3	4	5	6	7	8	9	10	11	12	2340-3	770	826	873	928	1017	1099	1181	1253	1342	1426	1540	1701											
1	2	3	4	5	6	7	8	9	10	11	12																																				
2340-3	770	826	873	928	1017	1099	1181	1253	1342	1426	1540	1701																																			
 <p><b>LB Multi-Tilter w/Forward Seat Tilt</b> COM: 1.5 YD   1.37 M Unit weight: 40 LB   18.2 KG Carton weight: 44 LB   19.96 KG Carton volume: 9.75 FT³   0.27 MT³</p>	 <p><b>ADJUSTMENTS</b> (1) Tilt tension (2) Pneumatic seat height Back angle (6) Back/lumbar height (9) Infinite position tilt lock Center tilt action</p>	<p>Ergonomic features: A, B, C, D, F, G, H, M, N, Q, S</p>	<table border="1"> <thead> <tr> <th colspan="3">OVERALL DIMENSIONS</th> <th colspan="3">SEAT DIMENSIONS</th> <th colspan="3">BACK DIMENSIONS</th> </tr> <tr> <th>W</th><th>D</th><th>H</th> <th>W</th><th>D</th><th>H</th> <th>W</th><th>H</th> </tr> </thead> <tbody> <tr> <td>IN 24</td><td>25</td><td>36.5</td> <td>20.5</td><td>17</td><td>16.5-21.5</td> <td>19</td><td>15.5-18</td> </tr> <tr> <td>MM 610</td><td>635</td><td>927</td> <td>521</td><td>432</td><td>419-546</td> <td>483</td><td>394-457</td> </tr> </tbody> </table>												OVERALL DIMENSIONS			SEAT DIMENSIONS			BACK DIMENSIONS			W	D	H	W	D	H	W	H	IN 24	25	36.5	20.5	17	16.5-21.5	19	15.5-18	MM 610	635	927	521	432	419-546	483	394-457
			OVERALL DIMENSIONS			SEAT DIMENSIONS			BACK DIMENSIONS																																						
			W	D	H	W	D	H	W	H																																					
			IN 24	25	36.5	20.5	17	16.5-21.5	19	15.5-18																																					
MM 610	635	927	521	432	419-546	483	394-457																																								
<p><b>RTA 2</b>  1 per carton</p>																																															
<table border="1"> <thead> <tr> <th>1</th><th>2</th><th>3</th><th>4</th><th>5</th><th>6</th><th>7</th><th>8</th><th>9</th><th>10</th><th>11</th><th>12</th> </tr> </thead> <tbody> <tr> <td>2341-3</td><td>711</td><td>759</td><td>800</td><td>846</td><td>923</td><td>993</td><td>1064</td><td>1125</td><td>1202</td><td>1274</td><td>1371</td><td>1509</td> </tr> </tbody> </table>												1	2	3	4	5	6	7	8	9	10	11	12	2341-3	711	759	800	846	923	993	1064	1125	1202	1274	1371	1509											
1	2	3	4	5	6	7	8	9	10	11	12																																				
2341-3	711	759	800	846	923	993	1064	1125	1202	1274	1371	1509																																			

DESCRIPTION	FEATURES	MODEL #	STANDARD TEXTILE GRADES												
			1	2	3	4	5	6	7	8	9	10	11	12	
 <p><b>LB Task w/3N Arms</b>                      COM: 1.5 YD   1.37 M                      Unit weight: 33 LB   15 KG                      Carton weight: 36 LB   16.33 KG                      Carton volume: 7 FT³   0.19 MT³</p>	 <p><b>ADJUSTMENTS</b>                      (2) Pneumatic seat height                      (8) Manual seat depth</p>	<b>2341-6</b>	528	576	617	663	740	810	881	942	1019	1091	1188	1326	
			<b>OVERALL DIMENSIONS</b>			<b>SEAT DIMENSIONS</b>			<b>BACK DIMENSIONS</b>						
			<b>W</b>	<b>D</b>	<b>H</b>	<b>W</b>	<b>D</b>	<b>H</b>	<b>W</b>	<b>H</b>					
			IN 24	23.5	38	20.5	16-17.5	17-22	19	19					
			MM 610	597	965	521	406-445	432-559	483	483					
			<b>RTA 2</b>		1 per carton										
 <p><b>LB Task Armless</b>                      COM: 1.5 YD   1.37 M                      Unit weight: 27 LB   12.3 KG                      Carton weight: 30 LB   13.61 KG                      Carton volume: 5.5 FT³   0.15 MT³</p>	 <p><b>ADJUSTMENTS</b>                      (2) Pneumatic seat height                      (8) Manual seat depth</p>	<b>2343-6</b>	415	463	504	550	627	697	768	829	906	978	1075	1213	
			<b>OVERALL DIMENSIONS</b>			<b>SEAT DIMENSIONS</b>			<b>BACK DIMENSIONS</b>						
			<b>W</b>	<b>D</b>	<b>H</b>	<b>W</b>	<b>D</b>	<b>H</b>	<b>W</b>	<b>H</b>					
			IN 21	23.5	38	20.5	16-17.5	17-22	19	19					
			MM 533	597	965	521	406-445	432-559	483	483					
			<b>RTA 2</b>		1 per carton										

# multi-purpose

	Bakhita.....112		Enterprise.....26		Key.....147
	Beach.....115		Erin.....141		Layne.....148
	Beam Seating.....116		Factor.....142		Lite.....150
	Caprice.....124		File Buddy.....143		Locust.....154
	Chap.....126		Flap.....144		Malaga.....52
	Comet.....128		Granada Deluxe.....38		Marche.....155
	Diplomat.....130		Islands.....146		Mayne.....157
	Duet.....131		Kate.....256		ML.....257

# multi-purpose

	Moda.....158		Sonic .....178		Tye.....99
	ObusForme Comfort.....61		Spritz.....189		Vion.....204
	Popcorn .....161		Spyker .....192		Zoma .....210
	Rebound .....166		Stream .....193		
	Roma Nester .....170		Supra.....83		
	Sas .....172		Synopsis.....88		
	Sidero.....174		Traditional .....91		
	Solo.....74		Twilight .....200		

BAKHITA



model 6750



model 6753



model 6754



model 6785

STANDARD FEATURES

- A comfortable, high quality, lightweight, stacking chair that is incredibly strong and durable.
- Bakhita is an all polymer chair intended for use indoors or outdoors. Products must be stored inside during extreme and inclement weather. See Global's Outdoor Furniture warranty for additional information.
- Weather resistant, UV resistant, stain resistant and will not rust (no metal components or hardware).
- Standard height, poly seat & back chair models (6750, 6751) are suitable for use in MRI rooms.
- Chairs are simultaneously molded with two different materials. Inside is a structural nylon frame for strength. Outside is a durable polypropylene light fast compound.
- Upholstered seats will only fit on a frame made for this purpose, it is not possible to add an upholstered seat onto an existing all plastic chair in the field.
- Upholstered seats are fixed and non-removable.
- Chair legs are equipped with translucent non-marking glides as standard. Suitable for both carpet and hard surface flooring.
- Upholstery options: fabric, vinyl or leather. Vinyl and leather models may feature stitch detail across the seat and/or back cushions, if applicable.
- For outdoor use we recommend marine grade vinyls or Sunbrella fabrics with UV resistance.
- Chairs are available in 3 plastic colors: Alloy (ALY), Char (CHA) and Milk (MLK).
- Tables are available in seated or bar height and are suitable for outdoor use.
- Tables are standard with a Silver base and Milk (MLK) top.

	Bakhita Chair Stacking Capability	
	Stacking on dolly	Stacking on floor
<b>Armless</b>		
6751, 6753	up to 12 high	up to 8 high
6754, 6755	N/A	up to 4 high
<b>With Arms</b>		
6750, 6752	up to 10 high	up to 8 high

DESCRIPTION	FEATURES	MODEL #	STANDARD TEXTILE GRADES
-------------	----------	---------	-------------------------



**Armchair Poly Seat & Back**  
 COM: N/A  
 Unit weight: 12 LB | 5.5 KG  
 Carton weight: 14.25 LB | 6.46 KG  
 Carton volume: 13.5 FT³ | 0.38 MT³

Stacks 8 high on floor.  
 Stacks 10 high on dolly.

List price	
6750	340
OVERALL DIMENSIONS	SEAT DIMENSIONS
W D H	W D H
IN 22.5 21 31.5	16 16 17.25
MM 572 533 800	406 406 438
BACK DIMENSIONS	
W H	
17 14.5	
432 368	
<b>RTA 00</b>	4 per carton (pricing and specifications are for one chair)



**Armless Chair Poly Seat & Back**  
 COM: N/A  
 Unit weight: 11 LB | 5 KG  
 Carton weight: 13 LB | 5.9 KG  
 Carton volume: 11.5 FT³ | 0.32 MT³

Stacks 8 high on floor.  
 Stacks 12 high on dolly.



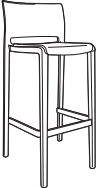


List price	
6751	306
OVERALL DIMENSIONS	SEAT DIMENSIONS
W D H	W D H
IN 18 21 31.5	16 16 17.25
MM 457 533 800	406 406 438
BACK DIMENSIONS	
W H	
17 14.5	
432 368	
<b>RTA 00</b>	4 per carton (pricing and specifications are for one chair)



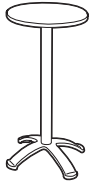
**Armchair Uph Seat & Poly Back**  
 COM: 0.75 YD | 0.69 M  
 Unit weight: 13 LB | 5.9 KG  
 Carton weight: 16 LB | 7.26 KG  
 Carton volume: 13.5 FT³ | 0.38 MT³

Stacks 8 high on floor.  
 Stacks 10 high on dolly.

	1	2	3	4	5	6	7	8	9	10	11	12
6752	410	434	454	478	516	551	586	617	655	691	740	809
OVERALL DIMENSIONS	SEAT DIMENSIONS											
W D H	W D H											
IN 22.5 21 31.5	16 16 18											
MM 572 533 800	406 406 457											
BACK DIMENSIONS												
W H												
17 14.5												
432 368												
<b>RTA 00</b>	3 per carton (pricing and specifications are for one chair)											

DESCRIPTION	FEATURES	MODEL#	STANDARD TEXTILE GRADES														
			1	2	3	4	5	6	7	8	9	10	11	12			
 <p><b>Armless Chair Uph Seat &amp; Poly Back</b>                      COM: 0.75 YD   0.69 M                      Unit weight: 12 LB   5.5 KG                      Carton weight: 14.67 LB   6.65 KG                      Carton volume: 11.5 FT³   0.32 MT³</p>	Stacks 8 high on floor. Stacks 12 high on dolly.	6753	376	400	420	444	482	517	552	583	621	657	706	775			
			OVERALL DIMENSIONS			SEAT DIMENSIONS			BACK DIMENSIONS								
			W	D	H	W	D	H	W	H							
			IN 18	21	31.5	16	16	18	17	14.5							
			MM 457	533	800	406	406	457	432	368							
		RTA 00		3 per carton (pricing and specifications are for one chair)													
List price																	
		6754		472													
 <p><b>Armless Bar Stool Poly Seat &amp; Back</b>                      COM: N/A                      Unit weight: 13 LB   5.9 KG                      Carton weight: 15 LB   6.8 KG                      Carton volume: 12.75 FT³   0.36 MT³</p>	Stacks 4 high on floor.	6754	472														
			OVERALL DIMENSIONS			SEAT DIMENSIONS			BACK DIMENSIONS								
			W	D	H	W	D	H	W	H							
			IN 19.25	18.75	40.5	14	15	30	17	10.5							
			MM 489	476	1029	356	381	762	432	267							
		RTA 00		4 per carton (pricing and specifications are for one chair)													
 <p><b>Armless Bar Stool Uph Seat &amp; Poly Back</b>                      COM: 0.75 YD   0.69 M                      Unit weight: 14 LB   6.4 KG                      Carton weight: 16.67 LB   7.56 KG                      Carton volume: 12.75 FT³   0.36 MT³</p>	Stacks 4 high on floor.	6755	539	563	583	607	645	680	715	746	784	820	869	938			
			OVERALL DIMENSIONS			SEAT DIMENSIONS			BACK DIMENSIONS								
			W	D	H	W	D	H	W	H							
			IN 19.25	18.75	40.5	14	15	30.75	17	10.5							
			MM 489	476	1029	356	381	781	432	267							
		RTA 00		3 per carton (pricing and specifications are for one chair)													
List price																	
		6756		367													
 <p><b>Chair Dolly</b>                      COM: N/A                      Unit weight: 10 LB   4.5 KG                      Carton weight: 11 LB   4.99 KG                      Carton volume: 2.4 FT³   0.06 MT³</p>		6756	367														
			OVERALL DIMENSIONS			SEAT DIMENSIONS			BACK DIMENSIONS								
			W	D	H	W	D	H	W	H							
			IN 20.75	23	9.25	-	-	-	-	-							
			MM 527	584	235	-	-	-	-	-							
		RTA 00		1 per carton													
List price																	
		6780		731													
 <p><b>Round Table</b>                      COM: N/A                      Unit weight: 34 LB   15.5 KG                      Carton weight: 40 LB   18.14 KG                      Carton volume: 4.5 FT³   0.12 MT³</p>		6780	731														
			OVERALL DIMENSIONS			SEAT DIMENSIONS			BACK DIMENSIONS								
			W	D	H	W	D	H	W	H							
			IN 28.5	28.5	29.5	-	-	-	-	-							
			MM 724	724	1029	-	-	-	-	-							
		RTA 6		3 cartons													

DESCRIPTION	FEATURES	MODEL#	STANDARD TEXTILE GRADES
-------------	----------	--------	-------------------------



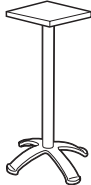
**Round Table - Bar Height**  
 COM: N/A  
 Unit weight: 34.5 LB | 15.7 KG  
 Carton weight: 41 LB | 18.6 KG  
 Carton volume: 4.5 FT<sup>3</sup> | 0.12 MT<sup>3</sup>

List price							
<b>6781</b>	822						
OVERALL DIMENSIONS			SEAT DIMENSIONS			BACK DIMENSIONS	
W	D	H	W	D	H	W	H
IN 28.5	28.5	40	-	-	-	-	-
MM 724	724	1016	-	-	-	-	-
<b>RTA 6</b>		3 cartons					



**Square Table**  
 COM: N/A  
 Unit weight: 36.5 LB | 16.6 KG  
 Carton weight: 42.5 LB | 19.28 KG  
 Carton volume: 4.5 FT<sup>3</sup> | 0.12 MT<sup>3</sup>

List price							
<b>6785</b>	801						
OVERALL DIMENSIONS			SEAT DIMENSIONS			BACK DIMENSIONS	
W	D	H	W	D	H	W	H
IN 28.5	28.5	29.5	-	-	-	-	-
MM 724	724	749	-	-	-	-	-
<b>RTA 6</b>		3 cartons					



**Square Table - Bar Height**  
 COM: N/A  
 Unit weight: 37 LB | 16.8 KG  
 Carton weight: 43.5 LB | 19.73 KG  
 Carton volume: 4.5 FT<sup>3</sup> | 0.12 MT<sup>3</sup>

List price							
<b>6786</b>	893						
OVERALL DIMENSIONS			SEAT DIMENSIONS			BACK DIMENSIONS	
W	D	H	W	D	H	W	H
IN 28.5	28.5	40	-	-	-	-	-
MM 724	724	1016	-	-	-	-	-
<b>RTA 6</b>		3 cartons					

BEACH



model 4077





model 4078

STANDARD FEATURES

- Elegant wood seating with a choice of an upholstered or vertical wood slat back.
- Frame construction is beech hardwood.
- Legs are equipped with White non-marking polypropylene glides. Suitable for both carpet and hard surface flooring.
- All cushions are fixed and non-removable.
- Cushions are made with highly resilient foam and seats are equipped with a synthetic rubberized webbing suspension system for extra comfort.
- Does not stack.
- Upholstery options: fabric, vinyl or leather. Vinyl and leather models may feature stitch detail across the seat and/or back cushions, if applicable.

OPTIONAL FEATURES

- Wood frame available in Absolute (AAM), Black (BKM), Cherry (ACM), English Oak (EOM), Espresso Cafe (ECM), Fruitwood (TFM), Gray (HGM), Honey (AHM), Mahogany (TMM), Maple (AVM), Medium Walnut (MWM), Natural Walnut (NLW), Night (ASM), Noce Biondo (NBM), Noce Grigio (NGM), Noce Leggero (NEM), Noce Medio (NMM), Shaker Cherry (SKM), Walnut (TWM), WC Cream (WTM), White (WHM) and Winter Cherry (WCM). Please specify.

DESCRIPTION	FEATURES	MODEL #	STANDARD TEXTILE GRADES												
			1	2	3	4	5	6	7	8	9	10	11	12	
 <p><b>Armchair w/Upholstered Back</b>                      COM: 1 YD   0.91 M                      Unit weight: 15 LB   6.8 KG                      Carton weight: 20 LB   9.07 KG                      Carton volume: 14.75 FT<sup>3</sup>   0.41 MT<sup>3</sup></p>	Does not stack.	<b>4077</b>	746	778	805	836	887	934	981	1022	1073	1121	1186	1278	
		<b>OVERALL DIMENSIONS</b>			<b>SEAT DIMENSIONS</b>			<b>BACK DIMENSIONS</b>							
		<b>W</b>	<b>D</b>	<b>H</b>	<b>W</b>	<b>D</b>	<b>H</b>	<b>W</b>	<b>H</b>						
		IN 22	22.25	33.5	19.5	18.5	18.75	19.5	15.5						
		MM 559	565	851	495	470	476	495	394						
			<b>RTA 00</b>	1 per carton											
 <p><b>Armchair w/Vertical Wood Slat Back</b>                      COM: 1 YD   0.91 M                      Unit weight: 15 LB   6.8 KG                      Carton weight: 20 LB   9.07 KG                      Carton volume: 14.75 FT<sup>3</sup>   0.41 MT<sup>3</sup></p>	Does not stack.	<b>4078</b>	746	778	805	836	887	934	981	1022	1073	1121	1186	1278	
		<b>OVERALL DIMENSIONS</b>			<b>SEAT DIMENSIONS</b>			<b>BACK DIMENSIONS</b>							
		<b>W</b>	<b>D</b>	<b>H</b>	<b>W</b>	<b>D</b>	<b>H</b>	<b>W</b>	<b>H</b>						
		IN 22	22.25	33.5	19.5	19	18.75	19.5	15.5						
		MM 559	565	851	495	483	476	495	394						
			<b>RTA 00</b>	1 per carton											



## BEAM SEATING



models shown: 6500S3, 6500A9, 6507-T2, 6500A8, 6690 and 6691.





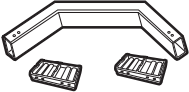
### STANDARD FEATURES

- Universal beam units and tables are shown here, along with beam seating upper components from several seating lines.
- The beam units are Black. The "T" shaped legs are available in Chrome only with Black anti-scuff tips and trim.
- Corner beam creates 90° turn in beam seating. Only table units can be attached.
- Beams are shipped fully assembled.
- Upper seating units include mounting brackets and all necessary hardware for attachment to beam.
- Upper seating units and/or tables can be placed in any order along the beam.
- Seat units - upholstery options: fabric, vinyl, leather. Vinyl and leather models may feature stitch detail across the seat and/or back cushions, if applicable.
- Power monument has two AC outlets, dual 2.1 amp USB ports.














### OPTIONAL FEATURES
















- Vion seating units available in 10 mesh colors: Black (MS69), Stone (MS71), Blue (MS72), Rope (MS73), Natural (MS74), Aqua (MS75), Black Cherry (MS76), Dust (MS77), Ivory (MS78) and Paprika (MS79). Please specify. No upcharge.
- Beam seating table tops are available in Absolute Acajou (ACJ), Asian Night (ASN), Avant Cherry (AWC), Avant Honey (AWH), Blizzard (BZD), Clear Maple (CMB), Custom Grey (CGY), Dark Espresso (DES), Designer White (DWT), Fashionista (FAS), First Class (FCL), Noce Biondo (NBL), Noce Grigio (NGL), Noce Leggero (NEL), Noce Medio (NML), Sheer Beauty (SBY), Stonedust (SDT), Walnut Heights (WHE), White Chocolate (WHC) and Winter Cherry (WCR). Please specify. No upcharge.
















	Polypropylene Seat & Back Color		Arm	Frame Finish
<b>Duet</b>	Buzz Blue (BZB)	Frost (FRO)	shell color match	Chrome (CHM)
<b>Popcorn</b>	Cactus (CCT)	Ink (INK)	uses universal arm (6500A8 only)	
	Carrot (CRO)	Latte (LAB)		
<b>Sonic</b>	Cloud (IVC)	Night (BLK)	Black only	
	Dijon (DJN)	Sand (SND)		
	Eggplant (EGP)	Scarlet (SAR)		
<b>Sidero</b>	N/A		Black only	Black (TBL)
<b>Vion</b>	Back frame: Black (BLK) Fog (FOG) Add \$68		Black only	
















DESCRIPTION	FEATURES	MODEL#	STANDARD TEXTILE GRADES							
 <p><b>Add-on Beam - Two Seater</b> COM: N/A Unit weight: 36 LB   16.4 KG Carton weight: 37 LB   16.78 KG Carton volume: 10.5 FT³   0.29 MT³</p>	<p>Not freestanding.  Includes hardware.</p>	<p><b>6500A2</b></p>	List price							
			340							
			OVERALL DIMENSIONS			SEAT DIMENSIONS			BACK DIMENSIONS	
			W	D	H	W	D	H	W	H
IN 47.5	24	16	-	-	-	-	-			
MM 1207	610	406	-	-	-	-	-			
		<b>RTA 00</b>	1 per carton							
 <p><b>Add-on Beam - Three Seater</b> COM: N/A Unit weight: 42 LB   19.1 KG Carton weight: 43 LB   19.5 KG Carton volume: 16 FT³   0.45 MT³</p>	<p>Not freestanding.  Includes hardware.</p>	<p><b>6500A3</b></p>	List price							
			443							
			OVERALL DIMENSIONS			SEAT DIMENSIONS			BACK DIMENSIONS	
			W	D	H	W	D	H	W	H
IN 72	24	16	-	-	-	-	-			
MM 1829	610	406	-	-	-	-	-			
		<b>RTA 00</b>	1 per carton							
 <p><b>Four Place Add-on Beam</b> COM: N/A Unit weight: 57 LB   25.9 KG Carton weight: 58 LB   26.31 KG Carton volume: 21.75 FT³   0.61 MT³</p>	<p>Not freestanding.  Includes hardware.</p>	<p><b>6500A4</b></p>	List price							
			700							
			OVERALL DIMENSIONS			SEAT DIMENSIONS			BACK DIMENSIONS	
			W	D	H	W	D	H	W	H
IN 98	24	16	-	-	-	-	-			
MM 2489	610	406	-	-	-	-	-			
		<b>RTA 00</b>	1 per carton							
 <p><b>Universal Aluminum Arm</b> COM: N/A Unit weight: 3 LB   1.4 KG Carton weight: 3.5 LB   1.59 KG Carton volume: 0.5 FT³   0.01 MT³</p>	<p>Includes hardware.</p>	<p><b>6500A8</b></p>	List price							
			107							
			OVERALL DIMENSIONS			SEAT DIMENSIONS			BACK DIMENSIONS	
			W	D	H	W	D	H	W	H
IN 2.5	10	14	-	-	-	-	-			
MM 64	254	356	-	-	-	-	-			
		<b>RTA 00</b>	1 per carton							
 <p><b>90° Corner Connector Beam</b> COM: N/A Unit weight: 8 LB   3.6 KG Carton weight: 9 LB   4.08 KG Carton volume: 0.07 FT³   0.002 MT³</p>	<p>Not freestanding.  Includes hardware.</p>	<p><b>6500A9</b></p>	List price							
			211							
			OVERALL DIMENSIONS			SEAT DIMENSIONS			BACK DIMENSIONS	
			W	D	H	W	D	H	W	H
IN 1.75	24	3.25	-	-	-	-	-			
MM 44	610	83	-	-	-	-	-			
		<b>RTA 2</b>	1 per carton							







DESCRIPTION	FEATURES	MODEL#	STANDARD TEXTILE GRADES											
 <p><b>Radiused Corner Table - Top</b> COM: N/A Unit weight: 14 LB   6.4 KG Carton weight: 20 LB   9.07 KG Carton volume: 1.9 FT<sup>3</sup>   0.05 MT<sup>3</sup></p>	<p>Includes hardware. Use with beam.</p>	List price												
		6507-T2	297											
		<b>OVERALL DIMENSIONS</b>			<b>SEAT DIMENSIONS</b>			<b>BACK DIMENSIONS</b>						
		IN	21	21	1	-	-	-	-	-	-	-	-	
MM	533	533	25	-	-	-	-	-	-	-	-			
				 1 per carton										
 <p><b>Power Monument</b> COM: N/A Unit weight: 3.2 LB   1.45 KG Carton weight: 3.2 LB   1.45 KG Carton volume: 0.5 FT<sup>3</sup>   0.01 MT<sup>3</sup></p>	<p>Undermount, 10' cord. Black only.</p>	List price												
		6591B	502											
		<b>OVERALL DIMENSIONS</b>			<b>SEAT DIMENSIONS</b>			<b>BACK DIMENSIONS</b>						
		IN	5.5	2.8	1.8	-	-	-	-	-	-	-	-	
MM	140	71	46	-	-	-	-	-	-	-	-			
				 1 per carton										
 <p><b>Armless Seat Unit - Vion</b> COM: 1 YD   0.91 M Unit weight: 20 LB   9.1 KG Carton weight: 26 LB   11.79 KG Carton volume: 7.25 FT<sup>3</sup>   0.2 MT<sup>3</sup></p>	<p>Upholstered seat/mesh back. Use with beam.</p>	List price												
		6340	1	2	3	4	5	6	7	8	9	10	11	12
		681	713	740	771	822	869	916	957	1008	1056	1121	1213	
		<b>OVERALL DIMENSIONS</b>			<b>SEAT DIMENSIONS</b>			<b>BACK DIMENSIONS</b>						
IN	21	23.5	20.5	17.5	18	-	-	-	19	17				
MM	533	597	521	445	457	-	-	-	483	432				
				  1 per carton										
 <p><b>Armless Seat Unit - Vion</b> COM: 1 YD   0.91 M Unit weight: 20 LB   9.1 KG Carton weight: 26 LB   11.79 KG Carton volume: 7.25 FT<sup>3</sup>   0.2 MT<sup>3</sup></p>	<p>Upholstered seat &amp; back. Use with beam.</p>	List price												
		6341	1	2	3	4	5	6	7	8	9	10	11	12
		681	713	740	771	822	869	916	957	1008	1056	1121	1213	
		<b>OVERALL DIMENSIONS</b>			<b>SEAT DIMENSIONS</b>			<b>BACK DIMENSIONS</b>						
IN	21	23.5	20.5	17.5	18	-	-	-	19	17				
MM	533	597	521	445	457	-	-	-	483	432				
				  1 per carton										
 <p><b>Seat Unit w/Arms - Vion</b> COM: 1 YD   0.91 M Unit weight: 21 LB   9.5 KG Carton weight: 26 LB   11.79 KG Carton volume: 9.75 FT<sup>3</sup>   0.27 MT<sup>3</sup></p>	<p>Upholstered seat/mesh back. Use with beam.</p>	List price												
		6342	1	2	3	4	5	6	7	8	9	10	11	12
		727	759	786	817	868	915	962	1003	1054	1102	1167	1259	
		<b>OVERALL DIMENSIONS</b>			<b>SEAT DIMENSIONS</b>			<b>BACK DIMENSIONS</b>						
IN	25.5	23.5	20.5	17.5	18	-	-	-	19	17				
MM	648	597	521	445	457	-	-	-	483	432				
				  1 per carton										

DESCRIPTION	FEATURES	MODEL#	STANDARD TEXTILE GRADES													
			1	2	3	4	5	6	7	8	9	10	11	12		
 <p><b>Seat Unit w/Arms - Vion</b> COM: 1 YD   0.91 M Unit weight: 22 LB   10 KG Carton weight: 27 LB   12.25 KG Carton volume: 9.75 FT³   0.27 MT³</p>	Upholstered seat & back.  Use with beam.	<b>6343</b>	727	759	786	817	868	915	962	1003	1054	1102	1167	1259		
		<b>OVERALL DIMENSIONS</b>			<b>SEAT DIMENSIONS</b>			<b>BACK DIMENSIONS</b>								
		<b>W</b>	<b>D</b>	<b>H</b>	<b>W</b>	<b>D</b>	<b>H</b>	<b>W</b>	<b>H</b>							
		IN 25.5	23.5	20.5	17.5	18	-	19	17							
		MM 648	597	521	445	457	-	483	432							
					1 per carton											
List price																
		<b>6501</b>	312													
 <p><b>Armless Seat Unit - Sonic</b> COM: N/A Unit weight: 10 LB   4.5 KG Carton weight: 12 LB   5.44 KG Carton volume: 6.5 FT³   0.18 MT³</p>	Polypropylene seat.  Use with beam.	<b>6501</b>	312													
		<b>OVERALL DIMENSIONS</b>			<b>SEAT DIMENSIONS</b>			<b>BACK DIMENSIONS</b>								
		<b>W</b>	<b>D</b>	<b>H</b>	<b>W</b>	<b>D</b>	<b>H</b>	<b>W</b>	<b>H</b>							
		IN 20	21.5	17	17	16	-	17	15							
		MM 508	546	432	432	406	-	432	381							
					2 per carton (pricing and specifications are for one seat unit)											
List price																
		<b>6502</b>	312													
 <p><b>Armless Seat Unit - Sonic</b> COM: 0.75 YD   0.69 M Unit weight: 10 LB   4.5 KG Carton weight: 12 LB   5.44 KG Carton volume: 6.5 FT³   0.18 MT³</p>	Upholstered seat.  Use with beam.	<b>6502</b>	353	377	397	421	459	494	529	560	598	634	683	752		
		<b>OVERALL DIMENSIONS</b>			<b>SEAT DIMENSIONS</b>			<b>BACK DIMENSIONS</b>								
		<b>W</b>	<b>D</b>	<b>H</b>	<b>W</b>	<b>D</b>	<b>H</b>	<b>W</b>	<b>H</b>							
		IN 20	22	17	17	16	-	17	15							
		MM 508	559	432	432	406	-	432	381							
					2 per carton (pricing and specifications are for one seat unit)											
List price																
		<b>6503</b>	389													
 <p><b>Armless Seat Unit - Sonic</b> COM: 0.75 YD   0.69 M Unit weight: 11 LB   5 KG Carton weight: 13 LB   5.9 KG Carton volume: 6.5 FT³   0.18 MT³</p>	Upholstered seat & back.  Use with beam.	<b>6503</b>	389	413	433	456	495	530	565	596	634	671	719	788		
		<b>OVERALL DIMENSIONS</b>			<b>SEAT DIMENSIONS</b>			<b>BACK DIMENSIONS</b>								
		<b>W</b>	<b>D</b>	<b>H</b>	<b>W</b>	<b>D</b>	<b>H</b>	<b>W</b>	<b>H</b>							
		IN 20	22	17	17	15.5	-	17	15							
		MM 508	559	432	432	394	-	432	381							
					2 per carton (pricing and specifications are for one seat unit)											
List price																
		<b>6504</b>	373													
 <p><b>Seat Unit w/Arms - Sonic</b> COM: N/A Unit weight: 11 LB   5 KG Carton weight: 13 LB   5.9 KG Carton volume: 6.5 FT³   0.18 MT³</p>	Polypropylene seat.  Use with beam.	<b>6504</b>	373													
		<b>OVERALL DIMENSIONS</b>			<b>SEAT DIMENSIONS</b>			<b>BACK DIMENSIONS</b>								
		<b>W</b>	<b>D</b>	<b>H</b>	<b>W</b>	<b>D</b>	<b>H</b>	<b>W</b>	<b>H</b>							
		IN 23	21.5	17	17	16	-	17	15							
		MM 584	546	432	432	406	-	432	381							
					2 per carton (pricing and specifications are for one seat unit)											

DESCRIPTION	FEATURES	MODEL#	STANDARD TEXTILE GRADES														
			1	2	3	4	5	6	7	8	9	10	11	12			
 <p><b>6505</b></p> <p><b>Seat Unit w/Arms - Sonic</b>                      COM: 0.75 YD   0.69 M                      Unit weight: 11 LB   5 KG                      Carton weight: 13 LB   5.9 KG                      Carton volume: 6.5 FT³   0.18 MT³</p>	Upholstered seat.  Use with beam.	<b>6505</b>	417	441	461	485	523	558	593	624	662	698	747	816			
			OVERALL DIMENSIONS			SEAT DIMENSIONS			BACK DIMENSIONS								
			W	D	H	W	D	H	W	H							
			IN 23	22	17	17	16	-	17	15							
			MM 584	559	432	432	406	-	432	381							
		  2 per carton (pricing and specifications are for one seat unit)															
 <p><b>6506</b></p> <p><b>Seat Unit w/Arms - Sonic</b>                      COM: 0.75 YD   0.69 M                      Unit weight: 12 LB   5.5 KG                      Carton weight: 14 LB   6.35 KG                      Carton volume: 6.5 FT³   0.18 MT³</p>	Upholstered seat & back.  Use with beam.	<b>6506</b>	451	475	495	518	557	592	627	658	696	733	781	850			
			OVERALL DIMENSIONS			SEAT DIMENSIONS			BACK DIMENSIONS								
			W	D	H	W	D	H	W	H							
			IN 23	22	17	17	15.5	-	17	15							
			MM 584	559	432	432	394	-	432	381							
		  2 per carton (pricing and specifications are for one seat unit)															
List price																	
 <p><b>6690</b></p> <p><b>Seat Unit w/Arms - Duet</b>                      COM: N/A                      Unit weight: 17 LB   7.7 KG                      Carton weight: 19 LB   8.62 KG                      Carton volume: 9.75 FT³   0.27 MT³</p>	Polypropylene seat & back.  Use with beam.	<b>6690</b>	435														
			OVERALL DIMENSIONS			SEAT DIMENSIONS			BACK DIMENSIONS								
			W	D	H	W	D	H	W	H							
			IN 25.5	21	18	18	17.5	-	18	16							
			MM 648	533	457	457	445	-	457	406							
		  2 per carton (pricing and specifications are for one seat unit)															
List price																	
 <p><b>6691</b></p> <p><b>Armless Seat Unit - Duet</b>                      COM: N/A                      Unit weight: 16 LB   7.3 KG                      Carton weight: 18 LB   8.16 KG                      Carton volume: 6.5 FT³   0.18 MT³</p>	Polypropylene seat & back.  Use with beam.	<b>6691</b>	362														
			OVERALL DIMENSIONS			SEAT DIMENSIONS			BACK DIMENSIONS								
			W	D	H	W	D	H	W	H							
			IN 18	21	18	18	17.5	-	18	16							
			MM 457	533	457	457	445	-	457	406							
		  2 per carton (pricing and specifications are for one seat unit)															
 <p><b>6692</b></p> <p><b>Seat Unit w/Arms - Duet</b>                      COM: 0.75 YD   0.69 M                      Unit weight: 17 LB   7.7 KG                      Carton weight: 19 LB   8.62 KG                      Carton volume: 9.75 FT³   0.27 MT³</p>	Upholstered seat/polypropylene back.  Use with beam.	<b>6692</b>	534	558	578	602	640	675	710	741	779	815	864	933			
			OVERALL DIMENSIONS			SEAT DIMENSIONS			BACK DIMENSIONS								
			W	D	H	W	D	H	W	H							
			IN 25.5	21	18	18	17.5	-	18	15.5							
			MM 648	533	457	457	445	-	457	394							
		  2 per carton (pricing and specifications are for one seat unit)															

DESCRIPTION	FEATURES	MODEL#	STANDARD TEXTILE GRADES											
			1	2	3	4	5	6	7	8	9	10	11	12
 <p><b>Armless Seat Unit - Duet</b> COM: 0.75 YD   0.69 M Unit weight: 17 LB   7.7 KG Carton weight: 19 LB   8.62 KG Carton volume: 6.5 FT<sup>3</sup>   0.18 MT<sup>3</sup></p>	Upholstered seat/polypropylene back.  Use with beam.	<b>6693</b>	462	486	506	530	568	603	638	669	707	743	792	861
			<b>OVERALL DIMENSIONS</b>			<b>SEAT DIMENSIONS</b>			<b>BACK DIMENSIONS</b>					
			<b>W</b>	<b>D</b>	<b>H</b>	<b>W</b>	<b>D</b>	<b>H</b>	<b>W</b>	<b>H</b>				
			IN 18 MM 457	21 533	18 457	18 457	17.5 445	- -	18 457	15.5 394				
					2 per carton (pricing and specifications are for one seat unit)									
 <p><b>Seat Unit w/Arms - Duet</b> COM: 0.75 YD   0.69 M Unit weight: 18 LB   8.2 KG Carton weight: 20 LB   9.07 KG Carton volume: 9.75 FT<sup>3</sup>   0.27 MT<sup>3</sup></p>	Upholstered seat & back.  Use with beam.	<b>6697</b>	589	613	633	657	695	730	765	796	834	870	919	988
			<b>OVERALL DIMENSIONS</b>			<b>SEAT DIMENSIONS</b>			<b>BACK DIMENSIONS</b>					
			<b>W</b>	<b>D</b>	<b>H</b>	<b>W</b>	<b>D</b>	<b>H</b>	<b>W</b>	<b>H</b>				
			IN 25.5 MM 648	21 533	18 457	18 457	17 432	- -	18 457	15.5 394				
					2 per carton (pricing and specifications are for one seat unit)									
 <p><b>Armless Seat Unit - Duet</b> COM: 0.75 YD   0.69 M Unit weight: 17 LB   7.7 KG Carton weight: 19 LB   8.62 KG Carton volume: 6.5 FT<sup>3</sup>   0.18 MT<sup>3</sup></p>	Upholstered seat & back.  Use with beam.	<b>6698</b>	516	540	560	584	622	657	692	723	761	797	846	915
			<b>OVERALL DIMENSIONS</b>			<b>SEAT DIMENSIONS</b>			<b>BACK DIMENSIONS</b>					
			<b>W</b>	<b>D</b>	<b>H</b>	<b>W</b>	<b>D</b>	<b>H</b>	<b>W</b>	<b>H</b>				
			IN 18 MM 457	21 533	18 457	18 457	17 432	- -	18 457	15.5 394				
					2 per carton (pricing and specifications are for one seat unit)									
 <p><b>Armless Seat Unit - Popcorn</b> COM: N/A Unit weight: 17 LB   7.7 KG Carton weight: 19 LB   8.62 KG Carton volume: 6.5 FT<sup>3</sup>   0.18 MT<sup>3</sup></p>	Polypropylene seat & back.  Use with beam.	<b>6717</b>	List price											
			328											
			<b>OVERALL DIMENSIONS</b>			<b>SEAT DIMENSIONS</b>			<b>BACK DIMENSIONS</b>					
			<b>W</b>	<b>D</b>	<b>H</b>	<b>W</b>	<b>D</b>	<b>H</b>	<b>W</b>	<b>H</b>				
IN 20 MM 508	21 533	18 457	18 457	18 457	- -	19.5 495	16 406							
					2 per carton (pricing and specifications are for one seat unit)									
 <p><b>Armless Seat Unit - Popcorn</b> COM: 0.75 YD   0.69 M Unit weight: 18 LB   8.2 KG Carton weight: 20 LB   9.07 KG Carton volume: 6.5 FT<sup>3</sup>   0.18 MT<sup>3</sup></p>	Upholstered seat/polypropylene back.  Use with beam.	<b>6719</b>	423	447	467	491	529	564	599	630	668	704	753	822
			<b>OVERALL DIMENSIONS</b>			<b>SEAT DIMENSIONS</b>			<b>BACK DIMENSIONS</b>					
			<b>W</b>	<b>D</b>	<b>H</b>	<b>W</b>	<b>D</b>	<b>H</b>	<b>W</b>	<b>H</b>				
			IN 20 MM 508	21 533	18 457	18 457	18 457	- -	19.5 495	16 406				
					2 per carton (pricing and specifications are for one seat unit)									

DESCRIPTION	FEATURES	MODEL#	STANDARD TEXTILE GRADES														
			1	2	3	4	5	6	7	8	9	10	11	12			
 <p><b>Seat Unit w/Arms - Sidero</b>                      COM: 1.25 YD   1.14 M                      Unit weight: 20 LB   9.1 KG                      Carton weight: 25 LB   11.34 KG                      Carton volume: 9.75 FT³   0.27 MT³</p>	Upholstered seat & back.  Use with beam.	<b>6930</b>	557	597	631	670	733	792	851	902	966	1026	1107	1222			
			<b>OVERALL DIMENSIONS</b>			<b>SEAT DIMENSIONS</b>			<b>BACK DIMENSIONS</b>								
			<b>W</b>	<b>D</b>	<b>H</b>	<b>W</b>	<b>D</b>	<b>H</b>	<b>W</b>	<b>H</b>							
			IN 25.5	23.5	19	19.5	18	-	19	15.5							
			MM 648	597	483	495	457	-	483	394							
			<b>RTA 00</b>		1 per carton												
			<hr/>														
			 <p><b>Armless Seat Unit - Sidero</b>                      COM: 1.25 YD   1.14 M                      Unit weight: 18 LB   8.2 KG                      Carton weight: 23 LB   10.43 KG                      Carton volume: 7.25 FT³   0.2 MT³</p>	Upholstered seat & back.  Use with beam.	<b>6931</b>	528	568	602	641	704	763	822	873	937	997	1078	1193
						<b>OVERALL DIMENSIONS</b>			<b>SEAT DIMENSIONS</b>			<b>BACK DIMENSIONS</b>					
						<b>W</b>	<b>D</b>	<b>H</b>	<b>W</b>	<b>D</b>	<b>H</b>	<b>W</b>	<b>H</b>				
IN 21	23.5	19				19.5	18	-	19	15.5							
MM 533	597	483				495	457	-	483	394							
<b>RTA 00</b>		1 per carton															



**CAPRICE**



model 3365 (TTU)



model 3365C (TTU)




**STANDARD FEATURES**

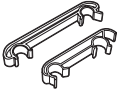

- Modern light scale guest seating.
- Durable molded armcaps are standard in Black only.
- Standard with Black bullet style glides.
- Non-caster models can be joined together using ganging clamp model 6522.
- Does not stack.
- Dual wheel carpet casters (**C1**) are standard on models 3365C.
- Upholstery options: fabric, vinyl or leather. Vinyl and leather models may feature stitch detail across the seat and/or back cushions, if applicable.

**OPTIONAL FEATURES**

- For leg frame finish options, please see page 360. Upcharges apply for plated finishes:
  - (**CHM**) Chrome. Add \$72 for armchairs. Add \$114 for stools.
  - (**BCH**) Brushed Chrome. Add \$217 for armchairs. Add \$401 for stools.
  - (**SBR**) Satin Brass. Add \$334 for armchairs. Add \$502 for stools.
  - (**ACO**) Antique Copper. Add \$334 for armchairs. Add \$502 for stools.
- A selection of glide options is available. Glides must be chosen to best suit flooring type and site conditions. For more information, please refer to the glide section (page 341).
- Glides with felt pads (**FG**) are available for vinyl sheet, cork or laminate flooring, please specify. Add \$43.
- Glides with rubber pads (**RG**) are available for vinyl, hardwood, laminate, stone or ceramic flooring, please specify. Add \$43.
- Steel cushioned self-leveling glides (**B**) are available on all models (adds 0.5" to seat height), please specify. Add \$17.
- For hard surface flooring casters, please specify (**C9R**). Add \$17.



DESCRIPTION	FEATURES	MODEL #	STANDARD TEXTILE GRADES													
			1	2	3	4	5	6	7	8	9	10	11	12		
 <p><b>Armchair Four-Legged</b> COM: 1.25 YD   1.14 M Unit weight: 18 LB   8.2 KG Carton weight: 27 LB   12.25 KG Carton volume: 18 FT<sup>3</sup>   0.5 MT<sup>3</sup></p>	Does not stack.	<b>3365</b>	573	613	647	686	749	808	867	918	982	1042	1123	1238		
		<b>OVERALL DIMENSIONS</b>			<b>SEAT DIMENSIONS</b>			<b>BACK DIMENSIONS</b>								
		<b>W</b>	<b>D</b>	<b>H</b>	<b>W</b>	<b>D</b>	<b>H</b>	<b>W</b>	<b>H</b>							
		IN 25	24	31.5	19.5	19.5	18.5	18	13							
		MM 635	610	800	495	495	470	457	330							
		<b>RTA 00</b>	1 per carton													
 <p><b>Armchair Four-Legged w/Casters</b> COM: 1.25 YD   1.14 M Unit weight: 19 LB   8.6 KG Carton weight: 28 LB   12.7 KG Carton volume: 18 FT<sup>3</sup>   0.5 MT<sup>3</sup></p>	Does not stack.	<b>3365C</b>	657	697	731	770	833	892	951	1002	1066	1126	1207	1322		
		<b>OVERALL DIMENSIONS</b>			<b>SEAT DIMENSIONS</b>			<b>BACK DIMENSIONS</b>								
		<b>W</b>	<b>D</b>	<b>H</b>	<b>W</b>	<b>D</b>	<b>H</b>	<b>W</b>	<b>H</b>							
		IN 25	23.5	32.5	19.5	19.5	18	18	14.5							
		MM 635	597	826	495	495	457	457	368							
		<b>RTA 00</b>	1 per carton													
 <p><b>Bar Stool Four-Legged</b> COM: 1.25 YD   1.14 M Unit weight: 26 LB   11.8 KG Carton weight: 36.5 LB   16.56 KG Carton volume: 24 FT<sup>3</sup>   0.67 MT<sup>3</sup></p>	Does not stack.	<b>3369</b>	788	828	862	901	964	1023	1082	1133	1197	1257	1338	1453		
		<b>OVERALL DIMENSIONS</b>			<b>SEAT DIMENSIONS</b>			<b>BACK DIMENSIONS</b>								
		<b>W</b>	<b>D</b>	<b>H</b>	<b>W</b>	<b>D</b>	<b>H</b>	<b>W</b>	<b>H</b>							
		IN 25	26.5	45.5	19.5	19.5	30.5	18	13							
		MM 635	673	1156	495	495	775	457	330							
		<b>RTA 00</b>	1 per carton													

DESCRIPTION	FEATURES	MODEL#	STANDARD TEXTILE GRADES							
 <p><b>Ganging Brackets - Set of 2</b>                      COM: N/A                      Unit weight: 0.07 LB   - KG                      Carton weight: 0.16 LB   0.07 KG                      Carton volume: 1 FT³   0.02 MT³</p>		List price								
		6522						16		
			OVERALL DIMENSIONS			SEAT DIMENSIONS			BACK DIMENSIONS	
			W	D	H	W	D	H	W	H
			IN 0.87 MM 22	7.75 197	1.5 38	-	-	-	-	-
			RTA 00	courier 		Pricing is for the set, specifications are for one bracket				

CHAP



model 1004



model 1005



model 1011



model 1014

STANDARD FEATURES

- Chap offers mid-century modern styling in a finely crafted beechwood armchair series.
- Upholstered, horizontal wood slat or open frame back available.
- Straight back models are available with a wood front rail or upholstered waterfall seat front.
- Round back models are available with an upholstered waterfall seat front only.
- Models are standard with White non-marking nylon glides (see right column for additional glide options).
- Standard with a Black under seat liner.
- Active weight capacity for this series is 350 lbs.
- For single shift use, Chap is covered by Global's Limited Lifetime Warranty. For 24/7 use, Ultracell foam and textiles with a minimum of 100,000 double rubs must be specified to meet Global 24/7 warranty coverage.
- Upholstery options: fabric, vinyl or leather. Vinyl and leather models may feature stitch detail across the seat and/or back cushions, if applicable.
- Does not stack.

OPTIONAL FEATURES



- For added comfort and 24/7 environments, seats are available with high density Ultracell foam (UC).
- Under seat panel (USP) is available with upcharge (conceals seat structure, is covered with a coated textile and secured with tamperproof fasteners).
- Custom wood staining considered upon request on straight back models only (not available on round back models).





Please add option codes in the following order:

- **Model number**  
specify model number
- **Back textile**  
Specify textile code.
- **Seat seams and textile**  
(NS) no sealed seams  
(SE) sealed seat seams. Add \$22.  
Specify textile code.
- **Straight back wood frame finish**  
(AAM) Absolute (NLW) Natural Walnut  
(BKM) Black (ASM) Night  
(ACM) Cherry (NBM) Noce Biondo  
(EOM) English Oak (NGM) Noce Grigio  
(ECM) Espresso Cafe (NEM) Noce Leggero  
(TFM) Fruitwood (NMM) Noce Medio  
(HGM) Gray (SKM) Shaker Cherry  
(AHM) Honey (TMM) Mahogany (WTM) Walnut  
(AVM) Maple (WVM) WC Cream  
(MWM) Medium Walnut (WWM) White  
(WCM) Winter Cherry
- **Round back wood frame finish**  
(models 1004 and 1005)  
(AAM) Absolute (ASM) Night  
(BKM) Black (NMM) Noce Medio  
(ACM) Cherry (SKM) Shaker Cherry  
(ECM) Espresso Cafe (TMM) Walnut  
(TMM) Mahogany (WVM) WC Cream  
(MWM) Medium Walnut (WWM) White  
(NLW) Natural Walnut
- **Seat underside**  
(USL) under seat liner (Black)  
(USP) under seat panel. Add \$58.
- **Glide type**  
(NM) White non-marking nylon for most surfaces (standard).  
(SG) steel cushioned glides for carpeted surfaces. Add \$17.  
(RG) rubber glides for most hard floor surfaces. Add \$22.  
(FG) felt glides for most hard floor surfaces. Add \$22.  
(XG) no glides for carpeted surfaces.
- **Moisture barrier** (not available with sealed seams)  
(NB) no moisture barrier.  
(MB) moisture barrier (seat only). Add \$81.
- **Seat foam**  
(SF) standard foam.  
(UC) Ultracell foam. Add \$76.

EXAMPLE CHAP ORDER CODE:

1010	-	-NS	-CE90	-AAM	-USL	-NM	-NB	-SF
Model number	Back textile	Sealed seams (seat)	Seat textile	Frame finish	Seat underside	Glide type	Moisture barrier	Seat foam

DESCRIPTION	FEATURES	MODEL #	STANDARD TEXTILE GRADES													
			1	2	3	4	5	6	7	8	9	10	11	12		
 <p>18" seat depth</p> <p><b>Round Uph Back Armchair w/Uph Waterfall Front Seat</b> COM: 1.5 YD   1.37 M Unit weight: 18 LB   8.2 KG Carton weight: 26 LB   11.79 KG Carton volume: 14.75 FT<sup>3</sup>   0.41 MT<sup>3</sup></p>	<p>Active weight 350 lbs. Does not stack.</p> <p>Ergonomic features: M, N</p>	<b>1004</b>	1325	1373	1413	1461	1537	1607	1677	1739	1815	1887	1985	2123		
		<b>OVERALL DIMENSIONS</b>			<b>SEAT DIMENSIONS</b>			<b>BACK DIMENSIONS</b>								
		IN	24.5	22.5	30	22	18	18	20	12.5						
MM	622	572	762	559	457	457	508	318								
		<b>RTA 00</b>	1 per carton													
 <p>18" seat depth</p> <p><b>Round Wood Back Armchair w/Uph Waterfall Front Seat</b> COM: 1 YD   0.91 M Unit weight: 17 LB   7.7 KG Carton weight: 25 LB   11.34 KG Carton volume: 14.75 FT<sup>3</sup>   0.41 MT<sup>3</sup></p>	<p>Active weight 350 lbs. Does not stack.</p> <p>Ergonomic features: M, N</p>	<b>1005</b>	1070	1102	1129	1160	1211	1258	1305	1346	1397	1445	1510	1602		
		<b>OVERALL DIMENSIONS</b>			<b>SEAT DIMENSIONS</b>			<b>BACK DIMENSIONS</b>								
		IN	24.5	22.5	30	22	18	18	20	12.5						
MM	622	572	762	559	457	457	508	318								
		<b>RTA 00</b>	1 per carton													

DESCRIPTION	FEATURES	MODEL#	STANDARD TEXTILE GRADES											
			1	2	3	4	5	6	7	8	9	10	11	12
 <p><b>Wood Back Armchair w/Uph Waterfall Front Seat</b>                      COM: 1 YD   0.91 M                      Unit weight: 21 LB   9.5 KG                      Carton weight: 33 LB   14.97 KG                      Carton volume: 14.75 FT³   0.41 MT³</p>	Active weight 350 lbs. Does not stack.  Ergonomic features: M, N	<b>1010</b>	1113	1145	1172	1203	1254	1301	1348	1389	1440	1488	1553	1645
			<b>OVERALL DIMENSIONS</b>			<b>SEAT DIMENSIONS</b>			<b>BACK DIMENSIONS</b>					
			<b>W</b>	<b>D</b>	<b>H</b>	<b>W</b>	<b>D</b>	<b>H</b>	<b>W</b>	<b>H</b>				
			IN 25.5	25	31	21	20	18	20.5	13.5				
			MM 648	635	787	533	508	457	521	343				
		<b>RTA 00</b>	1 per carton											
 <p><b>Upholstered Back Armchair w/Uph Waterfall Seat Front</b>                      COM: 1.5 YD   1.37 M                      Unit weight: 21 LB   9.5 KG                      Carton weight: 33 LB   14.97 KG                      Carton volume: 14.75 FT³   0.41 MT³</p>	Active weight 350 lbs. Does not stack.  Ergonomic features: M, N	<b>1011</b>	1203	1251	1291	1339	1415	1485	1555	1617	1693	1765	1863	2001
			<b>OVERALL DIMENSIONS</b>			<b>SEAT DIMENSIONS</b>			<b>BACK DIMENSIONS</b>					
			<b>W</b>	<b>D</b>	<b>H</b>	<b>W</b>	<b>D</b>	<b>H</b>	<b>W</b>	<b>H</b>				
			IN 25.5	25	31.5	21	20	18	20.5	13.5				
			MM 648	635	800	533	508	457	521	343				
		<b>RTA 00</b>	1 per carton											
 <p><b>Wood Back Armchair w/Wood Front Rail</b>                      COM: 1 YD   0.91 M                      Unit weight: 21 LB   9.5 KG                      Carton weight: 33 LB   14.97 KG                      Carton volume: 15.75 FT³   0.44 MT³</p>	Active weight 350 lbs. Does not stack.  Ergonomic features: M, N	<b>1014</b>	1113	1145	1172	1203	1254	1301	1348	1389	1440	1488	1553	1645
			<b>OVERALL DIMENSIONS</b>			<b>SEAT DIMENSIONS</b>			<b>BACK DIMENSIONS</b>					
			<b>W</b>	<b>D</b>	<b>H</b>	<b>W</b>	<b>D</b>	<b>H</b>	<b>W</b>	<b>H</b>				
			IN 25.5	25	31	21	20	18	20.5	13.5				
			MM 648	635	787	533	508	457	521	343				
		<b>RTA 00</b>	1 per carton											
 <p><b>Upholstered Back Armchair w/Wood Front Rail</b>                      COM: 1.5 YD   1.37 M                      Unit weight: 21 LB   9.5 KG                      Carton weight: 33 LB   14.97 KG                      Carton volume: 15.75 FT³   0.44 MT³</p>	Active weight 350 lbs. Does not stack.  Ergonomic features: M, N	<b>1015</b>	1203	1251	1291	1339	1415	1485	1555	1617	1693	1765	1863	2001
			<b>OVERALL DIMENSIONS</b>			<b>SEAT DIMENSIONS</b>			<b>BACK DIMENSIONS</b>					
			<b>W</b>	<b>D</b>	<b>H</b>	<b>W</b>	<b>D</b>	<b>H</b>	<b>W</b>	<b>H</b>				
			IN 25.5	25	31.5	21	20	18	20.5	13.5				
			MM 648	635	800	533	508	457	521	343				
		<b>RTA 00</b>	1 per carton											

COMET



model 2171 (TBL)






model 2174 (TTU)

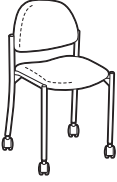






STANDARD FEATURES

- Reinforced models incorporate welded corner gussets for additional strength and support.
- Models 2171WS and 2172WS stack 5 high on floor or 8 high on dolly for easy storage.
- For dolly, specify model 2125WS (see page 175).
- “WS” models have a wall saver frame design; rear legs hit the baseboard first leaving clearance between the back of the chair and the wall, saving both the chair and the wall from damage.
- In some textiles, stacked chairs may leave frame impressions in chair(s) below.
- Comet heavy duty models 2173WS and 2174WS use Ultracell seat foam for lasting comfort.
- Black polypropylene foot glide is standard.
- Dual wheel carpet casters (C1) are standard.
- Upholstery options: fabric or vinyl only. Vinyl models may feature stitch detail across the seat and/or back cushions, if applicable.

OPTIONAL FEATURES

- For leg frame finish options, please see page 360. For Chrome (CHM) finish, add \$26.
- For hard surface flooring casters, please specify (C9R). Add \$17.
- A selection of glide options is available. Glides must be chosen to best suit flooring type and site conditions. For more information, please refer to the glide section (page 341).
- Glides with felt pads (FG) are available for vinyl sheet, cork or laminate flooring, please specify. Add \$43.
- Glides with rubber pads (RG) are available for vinyl, hardwood, laminate, stone or ceramic flooring, please specify. Add \$43.
- For hard surface floors, please specify opaque non-marking glide (NM). No upcharge.
- Steel cushioned self-leveling glides (B) are available on all models (adds 0.5” to seat height), please specify. Add \$17.

DESCRIPTION	FEATURES	MODEL #	STANDARD TEXTILE GRADES											
			1	2	3	4	5	6	7	8	9	10	11	12
 <p><b>Armchair</b> COM: 1 YD   0.91 M Unit weight: 14 LB   6.4 KG Carton weight: 16.83 LB   7.63 KG Carton volume: 15.5 FT³   0.43 MT³</p>	Stacks 5 high on floor. Stacks 8 high on dolly.  Ergonomic features: M, N	<b>2171WS</b> Wall saver	322	354	381	412	463	510	557	598	649	697	762	854
			<b>OVERALL DIMENSIONS</b> W D H			<b>SEAT DIMENSIONS</b> W D H			<b>BACK DIMENSIONS</b> W H					
			IN 23	23	32.5	18	17.5	18.5	17.5	14				
			MM 584	584	826	457	445	470	445	356				
		<b>RTA 00</b>	3 per carton (pricing and specifications are for one chair)											
 <p><b>Reinforced Armchair w/Casters</b> COM: 1 YD   0.91 M Unit weight: 14 LB   6.4 KG Carton weight: 20 LB   9.07 KG Carton volume: 15.5 FT³   0.43 MT³</p>	Does not stack.  Ergonomic features: M, N	<b>2171C</b> Wall saver	396	428	455	486	537	584	631	672	723	771	836	928
			<b>OVERALL DIMENSIONS</b> W D H			<b>SEAT DIMENSIONS</b> W D H			<b>BACK DIMENSIONS</b> W H					
			IN 23	22	32.5	18	17.5	18.5	17.5	14				
			MM 584	559	826	457	445	470	445	356				
		<b>RTA 00</b>	1 per carton											
 <p><b>Armless Stacking Chair</b> COM: 1 YD   0.91 M Unit weight: 13 LB   5.9 KG Carton weight: 15.67 LB   7.11 KG Carton volume: 14.25 FT³   0.4 MT³</p>	Stacks 5 high on floor. Stacks 8 high on dolly.  Ergonomic features: M, N	<b>2172WS</b> Wall saver	248	280	307	338	389	436	483	524	575	623	688	780
			<b>OVERALL DIMENSIONS</b> W D H			<b>SEAT DIMENSIONS</b> W D H			<b>BACK DIMENSIONS</b> W H					
			IN 19	23	32.5	18	17.5	18.5	17.5	14				
			MM 483	584	826	457	445	470	445	356				
		<b>RTA 00</b>	3 per carton (pricing and specifications are for one chair)											

DESCRIPTION	FEATURES	MODEL#	STANDARD TEXTILE GRADES														
			1	2	3	4	5	6	7	8	9	10	11	12			
 <p><b>Reinforced Armless Chair w/Casters</b>                      COM: 1 YD   0.91 M                      Unit weight: 13 LB   5.9 KG                      Carton weight: 15.83 LB   7.18 KG                      Carton volume: 15.5 FT³   0.43 MT³</p>	Does not stack.  Ergonomic features: M, N	<b>2172C</b>	324	356	383	414	465	512	559	600	651	699	764	856			
			OVERALL DIMENSIONS			SEAT DIMENSIONS			BACK DIMENSIONS								
			W	D	H	W	D	H	W	H							
			IN 19	22	32.5	18	17.5	18.5	17.5	14							
	MM 483	559	826	457	445	470	445	356									
		<b>RTA 00</b>	3 per carton (pricing and specifications are for one chair)														
 <p><b>HD Reinforced Armchair</b>                      COM: 1 YD   0.91 M                      Unit weight: 14 LB   6.4 KG                      Carton weight: 16.83 LB   7.63 KG                      Carton volume: 15.5 FT³   0.43 MT³</p>	Ultracell foam.  Stacks 5 high on floor. Stacks 8 high on dolly.  Ergonomic features: M, N	<b>2173WS</b> Wall saver	363	395	422	453	504	551	598	639	690	738	803	895			
			OVERALL DIMENSIONS			SEAT DIMENSIONS			BACK DIMENSIONS								
			W	D	H	W	D	H	W	H							
			IN 23	23	32.5	18	17.5	18.5	17.5	14							
	MM 584	584	826	457	445	470	445	356									
		<b>RTA 00</b>	3 per carton (pricing and specifications are for one chair)														
 <p><b>HD Reinforced Armless Chair</b>                      COM: 1 YD   0.91 M                      Unit weight: 13 LB   5.9 KG                      Carton weight: 15.67 LB   7.11 KG                      Carton volume: 14.25 FT³   0.4 MT³</p>	Ultracell foam.  Stacks 5 high on floor. Stacks 8 high on dolly.  Ergonomic features: M, N	<b>2174WS</b> Wall saver	290	322	349	380	431	478	525	566	617	665	730	822			
			OVERALL DIMENSIONS			SEAT DIMENSIONS			BACK DIMENSIONS								
			W	D	H	W	D	H	W	H							
			IN 19	23	32.5	18	17.5	18.5	17.5	14							
	MM 483	584	826	457	445	470	445	356									
		<b>RTA 00</b>	3 per carton (pricing and specifications are for one chair)														
 <p><b>Ganging Plate</b>                      COM: N/A                      Unit weight: 2.1 LB   0.95 KG                      Carton weight: 2.1 LB   0.95 KG                      Carton volume: 0.1 FT³   0.003 MT³</p>	For joining side chairs and armchairs, in any combination.	List price															
		<b>2176</b>	40														
		OVERALL DIMENSIONS			SEAT DIMENSIONS			BACK DIMENSIONS									
		W	D	H	W	D	H	W	H								
IN 13.25	4.75	0.06	-	-	-	-	-										
	MM 337	121	2	-	-	-	-										
		<b>RTA 00</b>		1 per carton													
 <p><b>Snap On Ganging Brackets - Set of 2</b>                      COM: N/A                      Unit weight: 0.09 LB   0.04 KG                      Carton weight: 0.2 LB   0.09 KG                      Carton volume: 1 FT³   0.02 MT³</p>	Pricing is for the set, specifications are for one bracket	List price															
		<b>2180</b>	16														
		OVERALL DIMENSIONS			SEAT DIMENSIONS			BACK DIMENSIONS									
		W	D	H	W	D	H	W	H								
IN 0.87	7.75	1.5	-	-	-	-	-										
	MM 22	197	38	-	-	-	-										
		<b>RTA 00</b>		Pricing is for the set, specifications are for one bracket													

**DIPLOMAT**



model 2105




model 2109

**STANDARD FEATURES**

- A contoured seat and back are accented by wood arms providing comfort and classic styling.
- Models 2105 and 2108 can be joined together using model 5233 ganging clamp, see page 74
- Black polypropylene foot glide is standard.
- Does not stack.
- Upholstery options: fabric, vinyl or leather. Vinyl and leather models may feature stitch detail across the seat and/or back cushions, if applicable.

**OPTIONAL FEATURES**

- Frames are available in textured Sandtex finishes: Black (**TBL**), Shadow (**TSH**) or Tungsten (**TTU**). No upcharge.
- Chrome (**CHM**) frame finish available, please specify. Add 10% of list price at opening published grade.
- Wood capped arms are available in Absolute (AAM), Black (BKM), Cherry (ACM), Espresso Cafe (ECM), English Oak (EOM), Fruitwood (TFM), Gray (HGM), Honey (AHM), Mahogany (TMM), Maple (AVM), Medium Walnut (MWM), Natural Walnut (NLW), Night (ASM), Noce Biondo (NBM), Noce Grigio (NGM), Noce Leggero (NEM), Noce Medio (NMM), Shaker Cherry (SKM), Walnut (TWM), WC Cream (WTM), White (WHM) and Winter Cherry (WCM). Please specify.
- A selection of glide options is available. Glides must be chosen to best suit flooring type and site conditions. For more information, please refer to the glide section (page 341).
- Glides with felt pads (**FG**) are available for vinyl sheet, cork or laminate flooring, please specify. Add \$43.
- Glides with rubber pads (**RG**) are available for vinyl, hardwood, laminate, stone or ceramic flooring, please specify. Add \$43.
- Steel cushioned self-leveling glides (**B**) are available on all models (adds 0.5" to seat height), please specify. Add \$17.

DESCRIPTION	FEATURES	MODEL #	STANDARD TEXTILE GRADES													
			1	2	3	4	5	6	7	8	9	10	11	12		
 <p><b>Armchair Wood Cap Arms</b> COM: 1.25 YD   1.14 M Unit weight: 20 LB   9.1 KG Carton weight: 25 LB   11.34 KG Carton volume: 11.75 FT³   0.33 MT³</p>	Does not stack.  Ergonomic features: M, N	<b>2105</b>	576	616	650	689	752	811	870	921	985	1045	1126	1241		
		<b>OVERALL DIMENSIONS</b>			<b>SEAT DIMENSIONS</b>			<b>BACK DIMENSIONS</b>								
		<b>W</b>	<b>D</b>	<b>H</b>	<b>W</b>	<b>D</b>	<b>H</b>	<b>W</b>	<b>H</b>							
		IN 24	22	34.5	20.5	17	18.5	20.5	16							
MM 610	559	876	521	432	470	521	406									
		<b>RTA 00</b>	1 per carton													
 <p><b>Armless Side Chair</b> COM: 1.25 YD   1.14 M Unit weight: 17 LB   7.7 KG Carton weight: 22 LB   9.98 KG Carton volume: 11.75 FT³   0.33 MT³</p>	Does not stack.  Ergonomic features: M, N	<b>2108</b>	478	518	552	591	654	713	772	823	887	947	1028	1143		
		<b>OVERALL DIMENSIONS</b>			<b>SEAT DIMENSIONS</b>			<b>BACK DIMENSIONS</b>								
		<b>W</b>	<b>D</b>	<b>H</b>	<b>W</b>	<b>D</b>	<b>H</b>	<b>W</b>	<b>H</b>							
		IN 21.5	22	34.5	20.5	17	18.5	20.5	16							
MM 546	559	876	521	432	470	521	406									
		<b>RTA 00</b>	1 per carton													
 <p><b>Armless Bar Stool</b> COM: 1.25 YD   1.14 M Unit weight: 25 LB   11.4 KG Carton weight: 30 LB   13.61 KG Carton volume: 14.75 FT³   0.41 MT³</p>	Does not stack.  Ergonomic features: M, N	<b>2109</b>	556	596	630	669	732	791	850	901	965	1025	1106	1221		
		<b>OVERALL DIMENSIONS</b>			<b>SEAT DIMENSIONS</b>			<b>BACK DIMENSIONS</b>								
		<b>W</b>	<b>D</b>	<b>H</b>	<b>W</b>	<b>D</b>	<b>H</b>	<b>W</b>	<b>H</b>							
		IN 21	23.5	44.5	20	17	28	20.5	17.5							
MM 533	597	1130	508	432	711	521	445									
		<b>RTA 00</b>	1 per carton													

DUET



model 6620



model 6621G



model 6621TRP



model 6632



model 6720



model 6721PB



model 6692 (2 units) on 6500S2 (beam)

STANDARD FEATURES

- Unique high density seating that is both comfortable and durable.
- Tablet arms are extremely rugged, suitable for armed forces and student use. Tablet hinges up to allow ease of egress. Tablet slides forward and back to accommodate any body size comfortably. Tablet models do not stack.
- Standard tablet (**D8**) size is 18”D x 14.5”W and is made of Black polymer. Tablets are attached at the left or right (as seated). Tablet arms are not available on stools.
- Tablet models do not stack.
- All models have a wall saver frame design; rear legs hit the baseboard first leaving clearance between the back of the chair and the wall, saving both the chair and the wall from damage.
- Armless “G” models feature a patented interlocking feature that allows chairs to be ganged together in rows.
- Model 6626 ganging clamp set is available for use on all armchairs and standard armless models. These brackets snap on the front and rear of the sled base allowing these models to connect together in rows. In Black finish only.
- Clear polycarbonate glides (**CG**) are standard and suitable for concrete, rubber and carpeted floors.
- Active weight capacity for this series is 300 lbs.
- Dual wheel carpet casters (**C1**) are standard on task chairs.
- Upholstery options: fabric, vinyl or leather. Vinyl and leather models may feature stitch detail across the seat and/or back cushions, if applicable.
- Duet beam seating consists of upper seat units (models 6690, 6691, 6692, 6693, 6697 and 6698) including mounting brackets and all hardware necessary for attachment to beam.
- For all beam components, tables and a complete list of available upper seat units, see Beam Seating series.
- For Duet stacking tables, refer to the Desking + Tables list price book for more information.
- Pedestal base models provide fixed location seating for use in auditoriums, classrooms, jury boxes, public venues and more. The base must be mounted to the floor (mounting hardware not included). See Pedestal Base Installation Guide on website for details.

OPTIONAL FEATURES

- Polypropylene seats, backs and coordinating arms are available in 14 designer colors: Buzz Blue (BZB), Cactus (CCT), Carrot (CRO), Cloud (IVC), Dijon (DJN), Eggplant (EGP), Fog (FOG), Frost (FRO), Ink (INK), Latte (LAB), Night (BLK), Sand (SND), Scarlet (SAR) and Shadow (SHW). Please specify.
- An optional 18.5”D x 18.5”W high pressure laminate writing tablet is available. The core is hardwood veneer plywood with a radiused edge and finished in clear lacquer. This writing tablet is offered in the following finishes: Black (BLK), Clear Maple (CMB), Designer White (DWT) and Noce Grigio (NGL). Please specify. Add \$68.
- A selection of glide options is available. Glides must be chosen to best suit flooring type and site conditions. For more information, please refer to the glide section (page 341).
- Chrome frame is optionally available without glides (**XG**) and is suitable for rubberized and carpeted floors, please specify. No upcharge.
- Glides with stainless steel pads (**SG**) are available for carpet or rubber flooring, please specify. Add \$19.
- Glides with felt pads (**FG**) are available for vinyl sheet, cork or laminate flooring, please specify. Add \$19.
- Glides with rubber pads (**RG**) are available for vinyl, hardwood, laminate, stone or ceramic flooring, please specify. Add \$19.
- For hard surface flooring casters, please specify (**C9R**). Add \$21.
- Pedestal base models have Black bases with 2” height adjustable cylinders, please specify: (**SH**) Swivel, auto return to max height. No upcharge. (**SN**) Non-swivel, auto return to max height. Add \$16. (**SC**) Swivel, auto return to center and return to max height. Add \$26.

	Duet Chairs Stacking Capability		Duet Stools Stacking Capability	
	Stacking on floor	Stacking on dolly #6624	Stacking on floor	Stacking on dolly
<b>Armless</b>				
Polypropylene seat & back	up to 12 high	up to 40* high	up to 12 high	N/A
Polypropylene back & upholstered seat	up to 5 high	up to 12 high	up to 5 high	N/A
Upholstered seat & back	up to 5 high	up to 12 high	up to 3 high	N/A
<b>With Arms</b>				
Polypropylene seat & back	up to 5 high	up to 24 high	up to 5 high	N/A
Polypropylene back & upholstered seat	up to 5 high	up to 12 high	up to 5 high	N/A
Upholstered seat & back	up to 5 high	up to 12 high	up to 3 high	N/A

\* through 80” doorway, stacks 36 high.



DESCRIPTION FEATURES MODEL# STANDARD TEXTILE GRADES



**Armchair**

COM: N/A  
 Unit weight: 19 LB | 8.6 KG  
 Carton weight: 21.75 LB | 9.87 KG  
 Carton volume: 24 FT<sup>3</sup> | 0.67 MT<sup>3</sup>

Polypropylene seat & back.  
 Stacks 5 high on floor.  
 Stacks 24 high on dolly.

List price							
<b>6620</b>	333						
OVERALL DIMENSIONS			SEAT DIMENSIONS			BACK DIMENSIONS	
W	D	H	W	D	H	W	H
IN 25.5	22.75	33.25	18	17.5	16.5	18	16
MM 648	578	845	457	445	419	457	406
<b>RTA 00</b>		4 per carton (pricing and specifications are for one chair)					



**Armless Chair**

COM: N/A  
 Unit weight: 18 LB | 8.2 KG  
 Carton weight: 20.5 LB | 9.3 KG  
 Carton volume: 14.25 FT<sup>3</sup> | 0.4 MT<sup>3</sup>

Polypropylene seat & back.  
 Stacks 12 high on floor.  
 Stacks 40 high on dolly.

List price							
<b>6621</b>	257						
<b>6621G</b>	276						
Ganging							
OVERALL DIMENSIONS			SEAT DIMENSIONS			BACK DIMENSIONS	
W	D	H	W	D	H	W	H
IN 20.75	22.75	33.25	18	17.5	16.5	18	16
MM 527	578	845	457	445	419	457	406
<b>RTA 00</b>		4 per carton (pricing and specifications are for one chair)					



**Armless Chair w/Backpack Rack**

COM: N/A  
 Unit weight: 20 LB | 9.1 KG  
 Carton weight: 28 LB | 12.7 KG  
 Carton volume: 13.75 FT<sup>3</sup> | 0.38 MT<sup>3</sup>

Polypropylene seat & back.  
 Does not stack.

List price							
<b>6621P</b>	431						
OVERALL DIMENSIONS			SEAT DIMENSIONS			BACK DIMENSIONS	
W	D	H	W	D	H	W	H
IN 20.75	22.75	33.25	18	17.5	16.5	18	16
MM 527	578	845	457	445	419	457	406
<b>RTA 00</b>		1 per carton					



**Armless Chair w/Tablet**

COM: N/A  
 Unit weight: 26 LB | 11.8 KG  
 Carton weight: 33 LB | 14.97 KG  
 Carton volume: 23 FT<sup>3</sup> | 0.65 MT<sup>3</sup>

Polypropylene seat & back.  
 Does not stack.

**Specify (L) left or (R) right tablet.**

List price							
<b>6621TR</b>	554						
<b>6621TL</b>							
OVERALL DIMENSIONS			SEAT DIMENSIONS			BACK DIMENSIONS	
W	D	H	W	D	H	W	H
IN 24.5	27.75	33.25	18	17.5	16.5	18	16
MM 622	705	845	457	445	419	457	406
<b>RTA 2</b>		2 per carton (pricing and specifications are for one chair)					









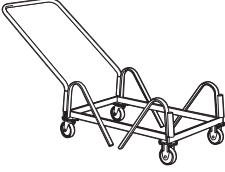
**Armless Chair w/Tablet and Backpack Rack**








COM: N/A  
 Unit weight: 27 LB | 12.3 KG  
 Carton weight: 32 LB | 14.51 KG  
 Carton volume: 16.25 FT<sup>3</sup> | 0.46 MT<sup>3</sup>






Polypropylene seat & back.  
 Does not stack.





**Specify (L) left or (R) right tablet.**






List price							
<b>6621TRP</b>	728						
<b>6621TLP</b>							
OVERALL DIMENSIONS			SEAT DIMENSIONS			BACK DIMENSIONS	
W	D	H	W	D	H	W	H
IN 24.5	27.75	33.25	18	17.5	16.5	18	16
MM 622	705	845	457	445	419	457	406
<b>RTA 00</b>		1 per carton					






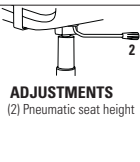
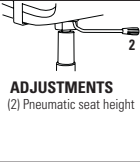

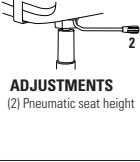
DESCRIPTION	FEATURES	MODEL#	STANDARD TEXTILE GRADES														
			1	2	3	4	5	6	7	8	9	10	11	12			
 <p><b>Armchair</b> COM: 0.75 YD   0.69 M Unit weight: 22 LB   10 KG Carton weight: 25.25 LB   11.45 KG Carton volume: 26.75 FT³   0.75 MT³</p>	Upholstered seat/polypropylene back.  Stacks 5 high on floor. Stacks 12 high on dolly.	<b>6622</b>	431	455	475	499	537	572	607	638	676	712	761	830			
			<b>OVERALL DIMENSIONS</b>			<b>SEAT DIMENSIONS</b>			<b>BACK DIMENSIONS</b>								
			<b>W</b>	<b>D</b>	<b>H</b>	<b>W</b>	<b>D</b>	<b>H</b>	<b>W</b>	<b>H</b>							
			IN 25.5 MM 648	23 584	33.25 845	18 457	17.5 445	17 432	18 457	15.5 394							
			<b>RTA 00</b>			4 per carton (pricing and specifications are for one chair)											
  <p><b>Armless Chair</b> COM: 0.75 YD   0.69 M Unit weight: 21 LB   9.5 KG Carton weight: 24.25 LB   11 KG Carton volume: 19.25 FT³   0.54 MT³</p>	Upholstered seat/polypropylene back.  Stacks 5 high on floor. Stacks 12 high on dolly.	<b>6623</b>	360	384	404	428	466	501	536	567	605	641	690	759			
			<b>OVERALL DIMENSIONS</b>			<b>SEAT DIMENSIONS</b>			<b>BACK DIMENSIONS</b>								
			<b>W</b>	<b>D</b>	<b>H</b>	<b>W</b>	<b>D</b>	<b>H</b>	<b>W</b>	<b>H</b>							
			IN 20.5 MM 521	23 584	33.25 845	18 457	17.5 445	17 432	18 457	15.5 394							
			<b>RTA 00</b>			4 per carton (pricing and specifications are for one chair)											
 <p><b>6623G</b> Ganging</p>		<b>6623G</b>	379	403	423	447	485	520	555	586	624	660	709	778			
			<b>OVERALL DIMENSIONS</b>			<b>SEAT DIMENSIONS</b>			<b>BACK DIMENSIONS</b>								
			<b>W</b>	<b>D</b>	<b>H</b>	<b>W</b>	<b>D</b>	<b>H</b>	<b>W</b>	<b>H</b>							
			IN 20.5 MM 521	23 584	33.25 845	18 457	17.5 445	17 432	18 457	15.5 394							
			<b>RTA 00</b>			4 per carton (pricing and specifications are for one chair)											
 <p><b>Armless Chair w/Backpack Rack</b> COM: 0.75 YD   0.69 M Unit weight: 23 LB   10.5 KG Carton weight: 31 LB   14.06 KG Carton volume: 13.75 FT³   0.38 MT³</p>	Upholstered seat/polypropylene back. Does not stack.	<b>6623P</b>	532	556	576	600	638	673	708	739	777	813	862	931			
			<b>OVERALL DIMENSIONS</b>			<b>SEAT DIMENSIONS</b>			<b>BACK DIMENSIONS</b>								
			<b>W</b>	<b>D</b>	<b>H</b>	<b>W</b>	<b>D</b>	<b>H</b>	<b>W</b>	<b>H</b>							
			IN 20.5 MM 521	23 584	33.25 845	18 457	17.5 445	17 432	18 457	15.5 394							
			<b>RTA 00</b>			1 per carton											
 <p><b>Armless Chair w/Tablet</b> COM: 0.75 YD   0.69 M Unit weight: 29 LB   13.2 KG Carton weight: 36 LB   16.33 KG Carton volume: 23 FT³   0.65 MT³</p>	Upholstered seat/polypropylene back. Does not stack.  <b>Specify (L) left or (R) right tablet.</b>	<b>6623TR</b> <b>6623TL</b>	653	677	697	721	759	794	829	860	898	934	983	1052			
			<b>OVERALL DIMENSIONS</b>			<b>SEAT DIMENSIONS</b>			<b>BACK DIMENSIONS</b>								
			<b>W</b>	<b>D</b>	<b>H</b>	<b>W</b>	<b>D</b>	<b>H</b>	<b>W</b>	<b>H</b>							
			IN 24.5 MM 622	27.75 705	33.25 845	18 457	17.5 445	17 432	18 457	15.5 394							
			<b>RTA 2</b>			2 per carton (pricing and specifications are for one chair)											
 <p><b>Dolly</b> COM: N/A Unit weight: 33 LB   15 KG Carton weight: 40 LB   18.14 KG Carton volume: 9.5 FT³   0.26 MT³</p>		<b>6624</b>	List price														
						867											
			<b>OVERALL DIMENSIONS</b>			<b>SEAT DIMENSIONS</b>			<b>BACK DIMENSIONS</b>								
			<b>W</b>	<b>D</b>	<b>H</b>	<b>W</b>	<b>D</b>	<b>H</b>	<b>W</b>	<b>H</b>							
			IN 22.5 MM 572	51 1295	38.25 972	-	-	-	-	-							
<b>RTA 1</b>			1 per carton														


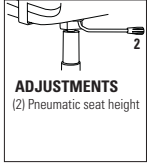


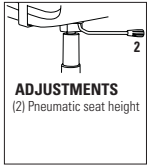


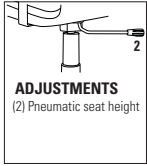


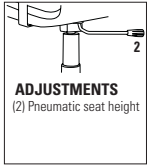


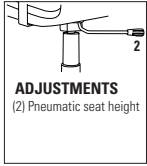

DESCRIPTION	FEATURES	MODEL#	STANDARD TEXTILE GRADES																																																																															
 <p><b>Ganging Clamps - Set of 2</b> COM: N/A Unit weight: 0.25 LB   0.1 KG Carton weight: 0.3 LB   0.14 KG Carton volume: 0.04 FT³   0.001 MT³</p>	For armchairs and models without built in ganging device (G).	List price																																																																																
		6626	21																																																																															
		<table border="1"> <thead> <tr> <th rowspan="2"></th> <th colspan="3">OVERALL DIMENSIONS</th> <th colspan="3">SEAT DIMENSIONS</th> <th colspan="2">BACK DIMENSIONS</th> </tr> <tr> <th>W</th> <th>D</th> <th>H</th> <th>W</th> <th>D</th> <th>H</th> <th>W</th> <th>H</th> </tr> </thead> <tbody> <tr> <td>IN</td> <td>1</td> <td>6.5</td> <td>0.75</td> <td>-</td> <td>-</td> <td>-</td> <td>-</td> <td>-</td> </tr> <tr> <td>MM</td> <td>25</td> <td>165</td> <td>19</td> <td>-</td> <td>-</td> <td>-</td> <td>-</td> <td>-</td> </tr> </tbody> </table>				OVERALL DIMENSIONS			SEAT DIMENSIONS			BACK DIMENSIONS		W	D	H	W	D	H	W	H	IN	1	6.5	0.75	-	-	-	-	-	MM	25	165	19	-	-	-	-	-	<table border="1"> <thead> <tr> <th>1</th><th>2</th><th>3</th><th>4</th><th>5</th><th>6</th><th>7</th><th>8</th><th>9</th><th>10</th><th>11</th><th>12</th> </tr> </thead> <tbody> <tr> <td>6627</td><td>486</td><td>510</td><td>530</td><td>554</td><td>592</td><td>627</td><td>662</td><td>693</td><td>731</td><td>767</td><td>816</td><td>885</td> </tr> </tbody> </table>							1	2	3	4	5	6	7	8	9	10	11	12	6627	486	510	530	554	592	627	662	693	731	767	816	885											
	OVERALL DIMENSIONS			SEAT DIMENSIONS			BACK DIMENSIONS																																																																											
	W	D	H	W	D	H	W	H																																																																										
IN	1	6.5	0.75	-	-	-	-	-																																																																										
MM	25	165	19	-	-	-	-	-																																																																										
1	2	3	4	5	6	7	8	9	10	11	12																																																																							
6627	486	510	530	554	592	627	662	693	731	767	816	885																																																																						
<p>RTA 00  Pricing is for the set, specifications are for one bracket</p>																																																																																		
 <p><b>Armchair</b> COM: 0.75 YD   0.69 M Unit weight: 24 LB   10.9 KG Carton weight: 27.25 LB   12.36 KG Carton volume: 26.75 FT³   0.75 MT³</p>	Upholstered seat & back.  Stacks 5 high on floor. Stacks 12 high on dolly.	List price																																																																																
		6627	21																																																																															
		<table border="1"> <thead> <tr> <th rowspan="2"></th> <th colspan="3">OVERALL DIMENSIONS</th> <th colspan="3">SEAT DIMENSIONS</th> <th colspan="2">BACK DIMENSIONS</th> </tr> <tr> <th>W</th> <th>D</th> <th>H</th> <th>W</th> <th>D</th> <th>H</th> <th>W</th> <th>H</th> </tr> </thead> <tbody> <tr> <td>IN</td> <td>25.5</td> <td>23</td> <td>33.25</td> <td>18</td> <td>17</td> <td>17</td> <td>18</td> <td>15.5</td> </tr> <tr> <td>MM</td> <td>648</td> <td>584</td> <td>845</td> <td>457</td> <td>432</td> <td>432</td> <td>457</td> <td>394</td> </tr> </tbody> </table>				OVERALL DIMENSIONS			SEAT DIMENSIONS			BACK DIMENSIONS		W	D	H	W	D	H	W	H	IN	25.5	23	33.25	18	17	17	18	15.5	MM	648	584	845	457	432	432	457	394	<table border="1"> <thead> <tr> <th>1</th><th>2</th><th>3</th><th>4</th><th>5</th><th>6</th><th>7</th><th>8</th><th>9</th><th>10</th><th>11</th><th>12</th> </tr> </thead> <tbody> <tr> <td>6628</td><td>410</td><td>434</td><td>454</td><td>478</td><td>516</td><td>551</td><td>586</td><td>617</td><td>655</td><td>691</td><td>740</td><td>809</td> </tr> <tr> <td>6628G</td><td>430</td><td>454</td><td>474</td><td>498</td><td>536</td><td>571</td><td>606</td><td>637</td><td>675</td><td>711</td><td>760</td><td>829</td> </tr> </tbody> </table>							1	2	3	4	5	6	7	8	9	10	11	12	6628	410	434	454	478	516	551	586	617	655	691	740	809	6628G	430	454	474	498	536	571	606	637	675	711
	OVERALL DIMENSIONS			SEAT DIMENSIONS			BACK DIMENSIONS																																																																											
	W	D	H	W	D	H	W	H																																																																										
IN	25.5	23	33.25	18	17	17	18	15.5																																																																										
MM	648	584	845	457	432	432	457	394																																																																										
1	2	3	4	5	6	7	8	9	10	11	12																																																																							
6628	410	434	454	478	516	551	586	617	655	691	740	809																																																																						
6628G	430	454	474	498	536	571	606	637	675	711	760	829																																																																						
<p>RTA 00 4 per carton (pricing and specifications are for one chair)</p>																																																																																		
  <p><b>Armless Chair</b> COM: 0.75 YD   0.69 M Unit weight: 23 LB   10.5 KG Carton weight: 26.25 LB   11.91 KG Carton volume: 19.25 FT³   0.54 MT³</p>	Upholstered seat & back.  Stacks 5 high on floor. Stacks 12 high on dolly.	List price																																																																																
		6628	21																																																																															
		<table border="1"> <thead> <tr> <th rowspan="2"></th> <th colspan="3">OVERALL DIMENSIONS</th> <th colspan="3">SEAT DIMENSIONS</th> <th colspan="2">BACK DIMENSIONS</th> </tr> <tr> <th>W</th> <th>D</th> <th>H</th> <th>W</th> <th>D</th> <th>H</th> <th>W</th> <th>H</th> </tr> </thead> <tbody> <tr> <td>IN</td> <td>20.5</td> <td>23</td> <td>33.25</td> <td>18</td> <td>17</td> <td>17</td> <td>18</td> <td>15.5</td> </tr> <tr> <td>MM</td> <td>521</td> <td>584</td> <td>845</td> <td>457</td> <td>432</td> <td>432</td> <td>457</td> <td>394</td> </tr> </tbody> </table>				OVERALL DIMENSIONS			SEAT DIMENSIONS			BACK DIMENSIONS		W	D	H	W	D	H	W	H	IN	20.5	23	33.25	18	17	17	18	15.5	MM	521	584	845	457	432	432	457	394	<table border="1"> <thead> <tr> <th>1</th><th>2</th><th>3</th><th>4</th><th>5</th><th>6</th><th>7</th><th>8</th><th>9</th><th>10</th><th>11</th><th>12</th> </tr> </thead> <tbody> <tr> <td>6628P</td><td>584</td><td>608</td><td>628</td><td>652</td><td>690</td><td>725</td><td>760</td><td>791</td><td>829</td><td>865</td><td>914</td><td>983</td> </tr> </tbody> </table>							1	2	3	4	5	6	7	8	9	10	11	12	6628P	584	608	628	652	690	725	760	791	829	865	914	983											
	OVERALL DIMENSIONS			SEAT DIMENSIONS			BACK DIMENSIONS																																																																											
	W	D	H	W	D	H	W	H																																																																										
IN	20.5	23	33.25	18	17	17	18	15.5																																																																										
MM	521	584	845	457	432	432	457	394																																																																										
1	2	3	4	5	6	7	8	9	10	11	12																																																																							
6628P	584	608	628	652	690	725	760	791	829	865	914	983																																																																						
<p>RTA 00 4 per carton (pricing and specifications are for one chair)</p>																																																																																		
 <p><b>Armless Chair w/Backpack Rack</b> COM: 0.75 YD   0.69 M Unit weight: 25 LB   11.4 KG Carton weight: 30 LB   13.61 KG Carton volume: 11.25 FT³   0.31 MT³</p>	Upholstered seat & back. Does not stack.	List price																																																																																
		6628P	21																																																																															
		<table border="1"> <thead> <tr> <th rowspan="2"></th> <th colspan="3">OVERALL DIMENSIONS</th> <th colspan="3">SEAT DIMENSIONS</th> <th colspan="2">BACK DIMENSIONS</th> </tr> <tr> <th>W</th> <th>D</th> <th>H</th> <th>W</th> <th>D</th> <th>H</th> <th>W</th> <th>H</th> </tr> </thead> <tbody> <tr> <td>IN</td> <td>20.5</td> <td>23</td> <td>33.25</td> <td>18</td> <td>17</td> <td>17</td> <td>18</td> <td>15.5</td> </tr> <tr> <td>MM</td> <td>521</td> <td>584</td> <td>845</td> <td>457</td> <td>432</td> <td>432</td> <td>457</td> <td>394</td> </tr> </tbody> </table>				OVERALL DIMENSIONS			SEAT DIMENSIONS			BACK DIMENSIONS		W	D	H	W	D	H	W	H	IN	20.5	23	33.25	18	17	17	18	15.5	MM	521	584	845	457	432	432	457	394	<table border="1"> <thead> <tr> <th>1</th><th>2</th><th>3</th><th>4</th><th>5</th><th>6</th><th>7</th><th>8</th><th>9</th><th>10</th><th>11</th><th>12</th> </tr> </thead> <tbody> <tr> <td>6628P</td><td>584</td><td>608</td><td>628</td><td>652</td><td>690</td><td>725</td><td>760</td><td>791</td><td>829</td><td>865</td><td>914</td><td>983</td> </tr> </tbody> </table>							1	2	3	4	5	6	7	8	9	10	11	12	6628P	584	608	628	652	690	725	760	791	829	865	914	983											
	OVERALL DIMENSIONS			SEAT DIMENSIONS			BACK DIMENSIONS																																																																											
	W	D	H	W	D	H	W	H																																																																										
IN	20.5	23	33.25	18	17	17	18	15.5																																																																										
MM	521	584	845	457	432	432	457	394																																																																										
1	2	3	4	5	6	7	8	9	10	11	12																																																																							
6628P	584	608	628	652	690	725	760	791	829	865	914	983																																																																						
<p>RTA 00 1 per carton</p>																																																																																		
 <p><b>Bar Stool w/Arms</b> COM: N/A Unit weight: 27 LB   12.3 KG Carton weight: 30 LB   13.61 KG Carton volume: 21.5 FT³   0.6 MT³</p>	Polypropylene seat & back. Stacks 5 high on floor.	List price																																																																																
		6630	21																																																																															
		<table border="1"> <thead> <tr> <th rowspan="2"></th> <th colspan="3">OVERALL DIMENSIONS</th> <th colspan="3">SEAT DIMENSIONS</th> <th colspan="2">BACK DIMENSIONS</th> </tr> <tr> <th>W</th> <th>D</th> <th>H</th> <th>W</th> <th>D</th> <th>H</th> <th>W</th> <th>H</th> </tr> </thead> <tbody> <tr> <td>IN</td> <td>25.5</td> <td>23.5</td> <td>45</td> <td>18</td> <td>17.5</td> <td>29.5</td> <td>18</td> <td>16</td> </tr> <tr> <td>MM</td> <td>648</td> <td>597</td> <td>1143</td> <td>457</td> <td>445</td> <td>749</td> <td>457</td> <td>406</td> </tr> </tbody> </table>				OVERALL DIMENSIONS			SEAT DIMENSIONS			BACK DIMENSIONS		W	D	H	W	D	H	W	H	IN	25.5	23.5	45	18	17.5	29.5	18	16	MM	648	597	1143	457	445	749	457	406	<table border="1"> <thead> <tr> <th>1</th><th>2</th><th>3</th><th>4</th><th>5</th><th>6</th><th>7</th><th>8</th><th>9</th><th>10</th><th>11</th><th>12</th> </tr> </thead> <tbody> <tr> <td>6630</td><td>584</td><td>608</td><td>628</td><td>652</td><td>690</td><td>725</td><td>760</td><td>791</td><td>829</td><td>865</td><td>914</td><td>983</td> </tr> </tbody> </table>							1	2	3	4	5	6	7	8	9	10	11	12	6630	584	608	628	652	690	725	760	791	829	865	914	983											
	OVERALL DIMENSIONS			SEAT DIMENSIONS			BACK DIMENSIONS																																																																											
	W	D	H	W	D	H	W	H																																																																										
IN	25.5	23.5	45	18	17.5	29.5	18	16																																																																										
MM	648	597	1143	457	445	749	457	406																																																																										
1	2	3	4	5	6	7	8	9	10	11	12																																																																							
6630	584	608	628	652	690	725	760	791	829	865	914	983																																																																						
<p>RTA 00 2 per carton (pricing and specifications are for one chair)</p>																																																																																		

DESCRIPTION	FEATURES	MODEL#	STANDARD TEXTILE GRADES											
 <p><b>Armless Bar Stool</b> COM: N/A Unit weight: 26 LB   11.8 KG Carton weight: 30.5 LB   13.83 KG Carton volume: 18.25 FT<sup>3</sup>   0.51 MT<sup>3</sup></p>	<p>Polypropylene seat &amp; back. Stacks 12 high on floor.</p>	List price												
		6631	467											
		OVERALL DIMENSIONS			SEAT DIMENSIONS			BACK DIMENSIONS						
		W	D	H	W	D	H	W	H					
IN	20.75	23.5	45	18	17.5	29.5	18	16						
MM	527	597	1143	457	445	749	457	406						
<p><b>RTA 00</b> 2 per carton (pricing and specifications are for one chair)</p>														
 <p><b>Bar Stool w/Arms</b> COM: 0.75 YD   0.69 M Unit weight: 28 LB   12.7 KG Carton weight: 31 LB   14.06 KG Carton volume: 21.5 FT<sup>3</sup>   0.6 MT<sup>3</sup></p>	<p>Upholstered seat/polypropylene back. Stacks 5 high on floor.</p>	1 2 3 4 5 6 7 8 9 10 11 12												
		6632	641	665	685	709	747	782	817	848	886	922	971	1040
		OVERALL DIMENSIONS			SEAT DIMENSIONS			BACK DIMENSIONS						
		W	D	H	W	D	H	W	H					
IN	25.5	23.5	45	18	17.5	30	18	15.5						
MM	648	597	1143	457	445	762	457	394						
<p><b>RTA 00</b> 2 per carton (pricing and specifications are for one chair)</p>														
 <p><b>Armless Bar Stool</b> COM: 0.75 YD   0.69 M Unit weight: 27 LB   12.3 KG Carton weight: 31.5 LB   14.29 KG Carton volume: 18.25 FT<sup>3</sup>   0.51 MT<sup>3</sup></p>	<p>Upholstered seat/polypropylene back. Stacks 5 high on floor.</p>	1 2 3 4 5 6 7 8 9 10 11 12												
		6633	565	589	609	633	671	706	741	772	810	846	895	964
		OVERALL DIMENSIONS			SEAT DIMENSIONS			BACK DIMENSIONS						
		W	D	H	W	D	H	W	H					
IN	20.75	23.5	45	18	17.5	30	18	15.5						
MM	527	597	1143	457	445	762	457	394						
<p><b>RTA 00</b> 2 per carton (pricing and specifications are for one chair)</p>														
 <p><b>Bar Stool w/Arms</b> COM: 0.75 YD   0.69 M Unit weight: 28.5 LB   13 KG Carton weight: 31.5 LB   14.29 KG Carton volume: 21.5 FT<sup>3</sup>   0.6 MT<sup>3</sup></p>	<p>Upholstered seat &amp; back. Stacks 3 high on floor.</p>	1 2 3 4 5 6 7 8 9 10 11 12												
		6637	693	717	737	761	799	834	869	900	938	974	1023	1092
		OVERALL DIMENSIONS			SEAT DIMENSIONS			BACK DIMENSIONS						
		W	D	H	W	D	H	W	H					
IN	25.5	23.5	45	18	17	30	18	15.5						
MM	648	597	1143	457	432	762	457	394						
<p><b>RTA 00</b> 2 per carton (pricing and specifications are for one chair)</p>														
 <p><b>Armless Bar Stool</b> COM: 0.75 YD   0.69 M Unit weight: 27.5 LB   12.5 KG Carton weight: 32 LB   14.51 KG Carton volume: 18.25 FT<sup>3</sup>   0.51 MT<sup>3</sup></p>	<p>Upholstered seat &amp; back. Stacks 3 high on floor.</p>	1 2 3 4 5 6 7 8 9 10 11 12												
		6638	620	644	664	688	726	761	796	827	865	901	950	1019
		OVERALL DIMENSIONS			SEAT DIMENSIONS			BACK DIMENSIONS						
		W	D	H	W	D	H	W	H					
IN	20.75	23.5	45	18	17	30	18	15.5						
MM	527	597	1143	457	432	762	457	394						
<p><b>RTA 00</b> 2 per carton (pricing and specifications are for one chair)</p>														


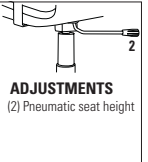


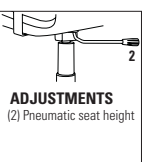


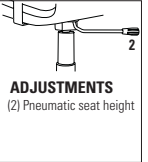


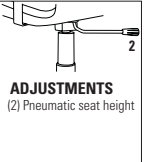


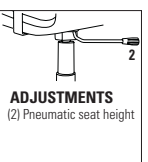

DESCRIPTION	FEATURES	MODEL#	STANDARD TEXTILE GRADES																						
 <p><b>Counter Stool w/Arms</b> COM: N/A Unit weight: 22 LB   10 KG Carton weight: 25 LB   11.34 KG Carton volume: 21.5 FT³   0.6 MT³</p>	<p>Polypropylene seat &amp; back. Stacks 5 high on floor.</p>	List price																							
		6660	504																						
		OVERALL DIMENSIONS			SEAT DIMENSIONS			BACK DIMENSIONS																	
		W	D	H	W	D	H	W	H																
		IN 25.5 MM 648	23.5 597	39.5 1003	18 457	17.5 445	24 610	18 457	16 406																
RTA 00 2 per carton (pricing and specifications are for one chair)																									
 <p><b>Armless Counter Stool</b> COM: N/A Unit weight: 21 LB   9.5 KG Carton weight: 25.5 LB   11.57 KG Carton volume: 18.25 FT³   0.51 MT³</p>	<p>Polypropylene seat &amp; back. Stacks 12 high on floor.</p>	List price																							
		6661	431																						
		OVERALL DIMENSIONS			SEAT DIMENSIONS			BACK DIMENSIONS																	
		W	D	H	W	D	H	W	H																
		IN 20.75 MM 527	23.5 597	39.5 1003	18 457	17.5 445	24 610	18 457	16 406																
RTA 00 2 per carton (pricing and specifications are for one chair)																									
 <p><b>Counter Stool w/Arms</b> COM: 0.75 YD   0.69 M Unit weight: 23 LB   10.5 KG Carton weight: 26 LB   11.79 KG Carton volume: 21.5 FT³   0.6 MT³</p>	<p>Upholstered seat/polypropylene back. Stacks 5 high on floor.</p>	List price																							
		6662	1	2	3	4	5	6	7	8	9	10	11	12	606 630 650 674 712 747 782 813 851 887 936 1005										
		OVERALL DIMENSIONS			SEAT DIMENSIONS			BACK DIMENSIONS																	
		W	D	H	W	D	H	W	H																
		IN 25.5 MM 648	23.5 597	39.5 1003	18 457	17.5 445	24.5 622	18 457	15.5 394																
RTA 00 2 per carton (pricing and specifications are for one chair)																									
 <p><b>Armless Counter Stool</b> COM: 0.75 YD   0.69 M Unit weight: 22 LB   10 KG Carton weight: 26.5 LB   12.02 KG Carton volume: 18.25 FT³   0.51 MT³</p>	<p>Upholstered seat/polypropylene back. Stacks 5 high on floor.</p>	List price																							
		6663	1	2	3	4	5	6	7	8	9	10	11	12	532 556 576 600 638 673 708 739 777 813 862 931										
		OVERALL DIMENSIONS			SEAT DIMENSIONS			BACK DIMENSIONS																	
		W	D	H	W	D	H	W	H																
		IN 20.75 MM 527	23.5 597	39.5 1003	18 457	17.5 445	24.5 622	18 457	15.5 394																
RTA 00 2 per carton (pricing and specifications are for one chair)																									
 <p><b>Counter Stool w/Arms</b> COM: 0.75 YD   0.69 M Unit weight: 23.5 LB   10.7 KG Carton weight: 26.5 LB   12.02 KG Carton volume: 21.5 FT³   0.6 MT³</p>	<p>Upholstered seat &amp; back. Stacks 3 high on floor.</p>	List price																							
		6667	1	2	3	4	5	6	7	8	9	10	11	12	655 679 699 723 761 796 831 862 900 936 985 1054										
		OVERALL DIMENSIONS			SEAT DIMENSIONS			BACK DIMENSIONS																	
		W	D	H	W	D	H	W	H																
		IN 25.5 MM 648	23.5 597	39.5 1003	18 457	17 432	24.5 622	18 457	15.5 394																
RTA 00 2 per carton (pricing and specifications are for one chair)																									

DESCRIPTION	FEATURES	MODEL#	STANDARD TEXTILE GRADES														
			1	2	3	4	5	6	7	8	9	10	11	12			
 <p><b>Armless Counter Stool</b> COM: 0.75 YD   0.69 M Unit weight: 22.5 LB   10.2 KG Carton weight: 25.5 LB   11.57 KG Carton volume: 17.5 FT³   0.49 MT³</p>	<p>Upholstered seat &amp; back. Stacks 3 high on floor.</p>	6668	584	608	628	652	690	725	760	791	829	865	914	983			
			OVERALL DIMENSIONS			SEAT DIMENSIONS			BACK DIMENSIONS								
			W	D	H	W	D	H	W	H							
			IN 20.75	23.5	39.5	18	17	24.5	18	15.5							
			MM 527	597	1003	457	432	622	457	394							
		RTA 00		2 per carton (pricing and specifications are for one chair)													
List price																	
		6690		435													
 <p><b>Seat Unit w/Arms</b> COM: N/A Unit weight: 17 LB   7.7 KG Carton weight: 19 LB   8.62 KG Carton volume: 9.75 FT³   0.27 MT³</p>	<p>Polypropylene seat &amp; back. Use with beam. See Beam Seating.</p>	6690	25.5	21	18	18	17.5	-	18	16							
			OVERALL DIMENSIONS			SEAT DIMENSIONS			BACK DIMENSIONS								
			W	D	H	W	D	H	W	H							
			IN 25.5	21	18	18	17.5	-	18	16							
			MM 648	533	457	457	445	-	457	406							
		RTA 00		2 per carton (pricing and specifications are for one seat unit)													
List price																	
		6691		362													
 <p><b>Armless Seat Unit</b> COM: N/A Unit weight: 16 LB   7.3 KG Carton weight: 18 LB   8.16 KG Carton volume: 6.5 FT³   0.18 MT³</p>	<p>Polypropylene seat &amp; back. Use with beam. See Beam Seating.</p>	6691	18	21	18	18	17.5	-	18	16							
			OVERALL DIMENSIONS			SEAT DIMENSIONS			BACK DIMENSIONS								
			W	D	H	W	D	H	W	H							
			IN 18	21	18	18	17.5	-	18	16							
			MM 457	533	457	457	445	-	457	406							
		RTA 00		2 per carton (pricing and specifications are for one seat unit)													
List price																	
		6692		362													
 <p><b>Seat Unit w/Arms</b> COM: 0.75 YD   0.69 M Unit weight: 17 LB   7.7 KG Carton weight: 19 LB   8.62 KG Carton volume: 9.75 FT³   0.27 MT³</p>	<p>Upholstered seat/polypropylene back. Use with beam. See Beam Seating.</p>	6692	534	558	578	602	640	675	710	741	779	815	864	933			
			OVERALL DIMENSIONS			SEAT DIMENSIONS			BACK DIMENSIONS								
			W	D	H	W	D	H	W	H							
			IN 25.5	21	18	18	17.5	-	18	15.5							
			MM 648	533	457	457	445	-	457	394							
		RTA 00		2 per carton (pricing and specifications are for one seat unit)													
List price																	
		6693		435													
 <p><b>Armless Seat Unit</b> COM: 0.75 YD   0.69 M Unit weight: 17 LB   7.7 KG Carton weight: 19 LB   8.62 KG Carton volume: 6.5 FT³   0.18 MT³</p>	<p>Upholstered seat/polypropylene back. Use with beam. See Beam Seating.</p>	6693	462	486	506	530	568	603	638	669	707	743	792	861			
			OVERALL DIMENSIONS			SEAT DIMENSIONS			BACK DIMENSIONS								
			W	D	H	W	D	H	W	H							
			IN 18	21	18	18	17.5	-	18	15.5							
			MM 457	533	457	457	445	-	457	394							
		RTA 00		2 per carton (pricing and specifications are for one seat unit)													

DESCRIPTION	FEATURES	MODEL#	STANDARD TEXTILE GRADES											
			1	2	3	4	5	6	7	8	9	10	11	12
 <p><b>Seat Unit w/Arms</b> COM: 0.75 YD   0.69 M Unit weight: 18 LB   8.2 KG Carton weight: 20 LB   9.07 KG Carton volume: 9.75 FT³   0.27 MT³</p>	<p>Upholstered seat &amp; back.</p> <p>Use with beam. See Beam Seating.</p>	<b>6697</b>	589	613	633	657	695	730	765	796	834	870	919	988
			<b>OVERALL DIMENSIONS</b>			<b>SEAT DIMENSIONS</b>			<b>BACK DIMENSIONS</b>					
			<b>W</b>	<b>D</b>	<b>H</b>	<b>W</b>	<b>D</b>	<b>H</b>	<b>W</b>	<b>H</b>				
			IN 25.5 MM 648	21 533	18 457	18 457	17 432	- -	18 457	15.5 394				
			<b>RTA 00</b>		2 per carton (pricing and specifications are for one seat unit)									
 <p><b>Armless Seat Unit</b> COM: 0.75 YD   0.69 M Unit weight: 17 LB   7.7 KG Carton weight: 19 LB   8.62 KG Carton volume: 6.5 FT³   0.18 MT³</p>	<p>Upholstered seat &amp; back.</p> <p>Use with beam. See Beam Seating.</p>	<b>6698</b>	516	540	560	584	622	657	692	723	761	797	846	915
			<b>OVERALL DIMENSIONS</b>			<b>SEAT DIMENSIONS</b>			<b>BACK DIMENSIONS</b>					
			<b>W</b>	<b>D</b>	<b>H</b>	<b>W</b>	<b>D</b>	<b>H</b>	<b>W</b>	<b>H</b>				
			IN 18 MM 457	21 533	18 457	18 457	17 432	- -	18 457	15.5 394				
			<b>RTA 00</b>		2 per carton (pricing and specifications are for one seat unit)									
 <p><b>Task w/Arms</b> COM: N/A Unit weight: 27 LB   12.3 KG Carton weight: 32 LB   14.51 KG Carton volume: 9.75 FT³   0.27 MT³</p>	 <p><b>ADJUSTMENTS</b> (2) Pneumatic seat height</p>	<p>List price</p> <b>6720</b>	579											
			<b>OVERALL DIMENSIONS</b>			<b>SEAT DIMENSIONS</b>			<b>BACK DIMENSIONS</b>					
			<b>W</b>	<b>D</b>	<b>H</b>	<b>W</b>	<b>D</b>	<b>H</b>	<b>W</b>	<b>H</b>				
			IN 25.5 MM 648	21.5 546	32.5 826	18 457	17.5 445	14-19 356-483	18 457	16 406				
			<b>RTA 1</b>		1 per carton									
 <p><b>Task Armless</b> COM: N/A Unit weight: 26 LB   11.8 KG Carton weight: 31 LB   14.06 KG Carton volume: 9.75 FT³   0.27 MT³</p>	 <p><b>ADJUSTMENTS</b> (2) Pneumatic seat height</p>	<p>List price</p> <b>6721</b>	501											
			<b>OVERALL DIMENSIONS</b>			<b>SEAT DIMENSIONS</b>			<b>BACK DIMENSIONS</b>					
			<b>W</b>	<b>D</b>	<b>H</b>	<b>W</b>	<b>D</b>	<b>H</b>	<b>W</b>	<b>H</b>				
			IN 18 MM 457	21.5 546	32.5 826	18 457	17.5 445	14-19 356-483	18 457	16 406				
			<b>RTA 1</b>		1 per carton									
 <p><b>Task Armless Pedestal Base</b> COM: N/A Unit weight: 28 LB   12.7 KG Carton weight: 37 LB   16.78 KG Carton volume: 10.75 FT³   0.3 MT³</p>	 <p><b>ADJUSTMENTS</b> (2) Pneumatic seat height</p>	<p>List price</p> <b>6721PB</b>	745											
			<b>OVERALL DIMENSIONS</b>			<b>SEAT DIMENSIONS</b>			<b>BACK DIMENSIONS</b>					
			<b>W</b>	<b>D</b>	<b>H</b>	<b>W</b>	<b>D</b>	<b>H</b>	<b>W</b>	<b>H</b>				
			IN 18 MM 457	21.5 546	33 838	18 457	17.5 445	16-18 406-457	18 457	16 406				
			<b>RTA 1</b>	1 per carton										

DESCRIPTION	FEATURES	MODEL#	STANDARD TEXTILE GRADES																																																																																		
			1	2	3	4	5	6	7	8	9	10	11	12																																																																							
 <p><b>Task w/Arms</b> COM: 0.75 YD   0.69 M Unit weight: 28 LB   12.7 KG Carton weight: 33 LB   14.97 KG Carton volume: 9.75 FT³   0.27 MT³</p>	 <p><b>ADJUSTMENTS</b> (2) Pneumatic seat height</p>	<p>Upholstered seat/polypropylene back. Ergonomic features: C, M</p>	<table border="1"> <tr> <td>6722</td><td>675</td><td>699</td><td>719</td><td>743</td><td>781</td><td>816</td><td>851</td><td>882</td><td>920</td><td>956</td><td>1005</td><td>1074</td> </tr> <tr> <th colspan="3">OVERALL DIMENSIONS</th> <th colspan="3">SEAT DIMENSIONS</th> <th colspan="3">BACK DIMENSIONS</th> <td colspan="3"></td> </tr> <tr> <th>W</th><th>D</th><th>H</th> <th>W</th><th>D</th><th>H</th> <th>W</th><th>H</th> <td colspan="3"></td> </tr> <tr> <td>IN 25.5</td><td>21.5</td><td>32.5</td> <td>18</td><td>17.5</td><td>14.5-19.5</td> <td>18</td><td>15.5</td> <td colspan="3"></td> </tr> <tr> <td>MM 648</td><td>546</td><td>826</td> <td>457</td><td>445</td><td>368-495</td> <td>457</td><td>394</td> <td colspan="3"></td> </tr> </table>												6722	675	699	719	743	781	816	851	882	920	956	1005	1074	OVERALL DIMENSIONS			SEAT DIMENSIONS			BACK DIMENSIONS						W	D	H	W	D	H	W	H				IN 25.5	21.5	32.5	18	17.5	14.5-19.5	18	15.5				MM 648	546	826	457	445	368-495	457	394																
			6722	675	699	719	743	781	816	851	882	920	956	1005	1074																																																																						
			OVERALL DIMENSIONS			SEAT DIMENSIONS			BACK DIMENSIONS																																																																												
			W	D	H	W	D	H	W	H																																																																											
			IN 25.5	21.5	32.5	18	17.5	14.5-19.5	18	15.5																																																																											
MM 648	546	826	457	445	368-495	457	394																																																																														
<p><b>RTA 1</b>  1 per carton</p>																																																																																					
 <p><b>Task Armless</b> COM: 0.75 YD   0.69 M Unit weight: 27 LB   12.3 KG Carton weight: 32 LB   14.51 KG Carton volume: 9.75 FT³   0.27 MT³</p>	 <p><b>ADJUSTMENTS</b> (2) Pneumatic seat height</p>	<p>Upholstered seat/polypropylene back. Ergonomic features: C, M</p>	<table border="1"> <tr> <td>6723</td><td>602</td><td>626</td><td>646</td><td>670</td><td>708</td><td>743</td><td>778</td><td>809</td><td>847</td><td>883</td><td>932</td><td>1001</td> </tr> <tr> <th colspan="3">OVERALL DIMENSIONS</th> <th colspan="3">SEAT DIMENSIONS</th> <th colspan="3">BACK DIMENSIONS</th> <td colspan="3"></td> </tr> <tr> <th>W</th><th>D</th><th>H</th> <th>W</th><th>D</th><th>H</th> <th>W</th><th>H</th> <td colspan="3"></td> </tr> <tr> <td>IN 18</td><td>21.5</td><td>32.5</td> <td>18</td><td>17.5</td><td>14.5-19.5</td> <td>18</td><td>15.5</td> <td colspan="3"></td> </tr> <tr> <td>MM 457</td><td>546</td><td>826</td> <td>457</td><td>445</td><td>368-495</td> <td>457</td><td>394</td> <td colspan="3"></td> </tr> </table>												6723	602	626	646	670	708	743	778	809	847	883	932	1001	OVERALL DIMENSIONS			SEAT DIMENSIONS			BACK DIMENSIONS						W	D	H	W	D	H	W	H				IN 18	21.5	32.5	18	17.5	14.5-19.5	18	15.5				MM 457	546	826	457	445	368-495	457	394																
			6723	602	626	646	670	708	743	778	809	847	883	932	1001																																																																						
			OVERALL DIMENSIONS			SEAT DIMENSIONS			BACK DIMENSIONS																																																																												
			W	D	H	W	D	H	W	H																																																																											
			IN 18	21.5	32.5	18	17.5	14.5-19.5	18	15.5																																																																											
MM 457	546	826	457	445	368-495	457	394																																																																														
<p><b>RTA 1</b>  1 per carton</p>																																																																																					
 <p><b>Task w/Arms</b> COM: 0.75 YD   0.69 M Unit weight: 29 LB   13.2 KG Carton weight: 34 LB   15.42 KG Carton volume: 9.75 FT³   0.27 MT³</p>	 <p><b>ADJUSTMENTS</b> (2) Pneumatic seat height</p>	<p>Upholstered seat &amp; back. Ergonomic features: C, M</p>	<table border="1"> <tr> <td>6727</td><td>731</td><td>755</td><td>775</td><td>799</td><td>837</td><td>872</td><td>907</td><td>938</td><td>976</td><td>1012</td><td>1061</td><td>1130</td> </tr> <tr> <th colspan="3">OVERALL DIMENSIONS</th> <th colspan="3">SEAT DIMENSIONS</th> <th colspan="3">BACK DIMENSIONS</th> <td colspan="3"></td> </tr> <tr> <th>W</th><th>D</th><th>H</th> <th>W</th><th>D</th><th>H</th> <th>W</th><th>H</th> <td colspan="3"></td> </tr> <tr> <td>IN 25.5</td><td>21.5</td><td>32.5</td> <td>18</td><td>17</td><td>14.5-19.5</td> <td>18</td><td>15.5</td> <td colspan="3"></td> </tr> <tr> <td>MM 648</td><td>546</td><td>826</td> <td>457</td><td>432</td><td>368-495</td> <td>457</td><td>394</td> <td colspan="3"></td> </tr> </table>												6727	731	755	775	799	837	872	907	938	976	1012	1061	1130	OVERALL DIMENSIONS			SEAT DIMENSIONS			BACK DIMENSIONS						W	D	H	W	D	H	W	H				IN 25.5	21.5	32.5	18	17	14.5-19.5	18	15.5				MM 648	546	826	457	432	368-495	457	394																
			6727	731	755	775	799	837	872	907	938	976	1012	1061	1130																																																																						
			OVERALL DIMENSIONS			SEAT DIMENSIONS			BACK DIMENSIONS																																																																												
			W	D	H	W	D	H	W	H																																																																											
			IN 25.5	21.5	32.5	18	17	14.5-19.5	18	15.5																																																																											
MM 648	546	826	457	432	368-495	457	394																																																																														
<p><b>RTA 1</b>  1 per carton</p>																																																																																					
 <p><b>Task Armless</b> COM: 0.75 YD   0.69 M Unit weight: 28 LB   12.7 KG Carton weight: 33 LB   14.97 KG Carton volume: 9.75 FT³   0.27 MT³</p>	 <p><b>ADJUSTMENTS</b> (2) Pneumatic seat height</p>	<p>Upholstered seat &amp; back. Ergonomic features: C, M</p>	<table border="1"> <tr> <td>6728</td><td>653</td><td>677</td><td>697</td><td>721</td><td>759</td><td>794</td><td>829</td><td>860</td><td>898</td><td>934</td><td>983</td><td>1052</td> </tr> <tr> <th colspan="3">OVERALL DIMENSIONS</th> <th colspan="3">SEAT DIMENSIONS</th> <th colspan="3">BACK DIMENSIONS</th> <td colspan="3"></td> </tr> <tr> <th>W</th><th>D</th><th>H</th> <th>W</th><th>D</th><th>H</th> <th>W</th><th>H</th> <td colspan="3"></td> </tr> <tr> <td>IN 18</td><td>21.5</td><td>32.5</td> <td>18</td><td>17</td><td>14.5-19.5</td> <td>18</td><td>15.5</td> <td colspan="3"></td> </tr> <tr> <td>MM 457</td><td>546</td><td>826</td> <td>457</td><td>432</td><td>368-495</td> <td>457</td><td>394</td> <td colspan="3"></td> </tr> </table>												6728	653	677	697	721	759	794	829	860	898	934	983	1052	OVERALL DIMENSIONS			SEAT DIMENSIONS			BACK DIMENSIONS						W	D	H	W	D	H	W	H				IN 18	21.5	32.5	18	17	14.5-19.5	18	15.5				MM 457	546	826	457	432	368-495	457	394																
			6728	653	677	697	721	759	794	829	860	898	934	983	1052																																																																						
			OVERALL DIMENSIONS			SEAT DIMENSIONS			BACK DIMENSIONS																																																																												
			W	D	H	W	D	H	W	H																																																																											
			IN 18	21.5	32.5	18	17	14.5-19.5	18	15.5																																																																											
MM 457	546	826	457	432	368-495	457	394																																																																														
<p><b>RTA 1</b>  1 per carton</p>																																																																																					
 <p><b>Height Adjustable Stool w/Arms</b> COM: N/A Unit weight: 33 LB   15 KG Carton weight: 38 LB   17.24 KG Carton volume: 9.75 FT³   0.27 MT³</p>	 <p><b>ADJUSTMENTS</b> (2) Pneumatic seat height</p>	<p>Polypropylene seat &amp; back. Ergonomic features: C, M</p>	<table border="1"> <tr> <td colspan="13">List price</td> </tr> <tr> <td>6730</td><td colspan="12">832</td> </tr> <tr> <th colspan="3">OVERALL DIMENSIONS</th> <th colspan="3">SEAT DIMENSIONS</th> <th colspan="3">BACK DIMENSIONS</th> <td colspan="3"></td> </tr> <tr> <th>W</th><th>D</th><th>H</th> <th>W</th><th>D</th><th>H</th> <th>W</th><th>H</th> <td colspan="3"></td> </tr> <tr> <td>IN 25.5</td><td>21.5</td><td>41</td> <td>18</td><td>17.5</td><td>21-31</td> <td>18</td><td>16</td> <td colspan="3"></td> </tr> <tr> <td>MM 648</td><td>546</td><td>1041</td> <td>457</td><td>445</td><td>533-787</td> <td>457</td><td>406</td> <td colspan="3"></td> </tr> </table>												List price													6730	832												OVERALL DIMENSIONS			SEAT DIMENSIONS			BACK DIMENSIONS						W	D	H	W	D	H	W	H				IN 25.5	21.5	41	18	17.5	21-31	18	16				MM 648	546	1041	457	445	533-787	457	406			
			List price																																																																																		
			6730	832																																																																																	
			OVERALL DIMENSIONS			SEAT DIMENSIONS			BACK DIMENSIONS																																																																												
			W	D	H	W	D	H	W	H																																																																											
IN 25.5	21.5	41	18	17.5	21-31	18	16																																																																														
MM 648	546	1041	457	445	533-787	457	406																																																																														
<p><b>RTA 1</b>  1 per carton</p>																																																																																					



DESCRIPTION	FEATURES	MODEL#	STANDARD TEXTILE GRADES																																														
 <p><b>Armless Height Adjustable Stool</b> COM: N/A Unit weight: 32 LB   14.5 KG Carton weight: 37 LB   16.78 KG Carton volume: 9.75 FT³   0.27 MT³</p>	 <p><b>ADJUSTMENTS</b> (2) Pneumatic seat height</p>	List price																																															
		6731	762																																														
		<table border="1"> <thead> <tr> <th rowspan="2"></th> <th colspan="3">OVERALL DIMENSIONS</th> <th colspan="3">SEAT DIMENSIONS</th> <th colspan="2">BACK DIMENSIONS</th> </tr> <tr> <th>W</th> <th>D</th> <th>H</th> <th>W</th> <th>D</th> <th>H</th> <th>W</th> <th>H</th> </tr> </thead> <tbody> <tr> <td>IN</td> <td>18</td> <td>21.5</td> <td>41</td> <td>18</td> <td>17.5</td> <td>21-31</td> <td>18</td> <td>16</td> </tr> <tr> <td>MM</td> <td>457</td> <td>546</td> <td>1041</td> <td>457</td> <td>445</td> <td>533-787</td> <td>457</td> <td>406</td> </tr> </tbody> </table>				OVERALL DIMENSIONS			SEAT DIMENSIONS			BACK DIMENSIONS		W	D	H	W	D	H	W	H	IN	18	21.5	41	18	17.5	21-31	18	16	MM	457	546	1041	457	445	533-787	457	406	<b>RTA 1</b>			 1 per carton						
	OVERALL DIMENSIONS			SEAT DIMENSIONS			BACK DIMENSIONS																																										
	W	D	H	W	D	H	W	H																																									
IN	18	21.5	41	18	17.5	21-31	18	16																																									
MM	457	546	1041	457	445	533-787	457	406																																									
 <p><b>Height Adjustable Stool w/Arms</b> COM: 0.75 YD   0.69 M Unit weight: 34 LB   15.5 KG Carton weight: 39 LB   17.69 KG Carton volume: 9.75 FT³   0.27 MT³</p>	 <p><b>ADJUSTMENTS</b> (2) Pneumatic seat height</p>	1 2 3 4 5 6 7 8 9 10 11 12																																															
		6732	934 958 978 1002 1040 1075 1110 1141 1179 1215 1264 1333																																														
		<table border="1"> <thead> <tr> <th rowspan="2"></th> <th colspan="3">OVERALL DIMENSIONS</th> <th colspan="3">SEAT DIMENSIONS</th> <th colspan="2">BACK DIMENSIONS</th> </tr> <tr> <th>W</th> <th>D</th> <th>H</th> <th>W</th> <th>D</th> <th>H</th> <th>W</th> <th>H</th> </tr> </thead> <tbody> <tr> <td>IN</td> <td>25.5</td> <td>21.5</td> <td>41</td> <td>18</td> <td>17.5</td> <td>21.5-31.5</td> <td>18</td> <td>15.5</td> </tr> <tr> <td>MM</td> <td>648</td> <td>546</td> <td>1041</td> <td>457</td> <td>445</td> <td>546-800</td> <td>457</td> <td>394</td> </tr> </tbody> </table>				OVERALL DIMENSIONS			SEAT DIMENSIONS			BACK DIMENSIONS		W	D	H	W	D	H	W	H	IN	25.5	21.5	41	18	17.5	21.5-31.5	18	15.5	MM	648	546	1041	457	445	546-800	457	394	<b>RTA 1</b>			 1 per carton						
	OVERALL DIMENSIONS			SEAT DIMENSIONS			BACK DIMENSIONS																																										
	W	D	H	W	D	H	W	H																																									
IN	25.5	21.5	41	18	17.5	21.5-31.5	18	15.5																																									
MM	648	546	1041	457	445	546-800	457	394																																									
 <p><b>Armless Height Adjustable Stool</b> COM: 0.75 YD   0.69 M Unit weight: 33 LB   15 KG Carton weight: 38 LB   17.24 KG Carton volume: 9.75 FT³   0.27 MT³</p>	 <p><b>ADJUSTMENTS</b> (2) Pneumatic seat height</p>	1 2 3 4 5 6 7 8 9 10 11 12																																															
		6733	860 884 904 928 966 1001 1036 1067 1105 1141 1190 1259																																														
		<table border="1"> <thead> <tr> <th rowspan="2"></th> <th colspan="3">OVERALL DIMENSIONS</th> <th colspan="3">SEAT DIMENSIONS</th> <th colspan="2">BACK DIMENSIONS</th> </tr> <tr> <th>W</th> <th>D</th> <th>H</th> <th>W</th> <th>D</th> <th>H</th> <th>W</th> <th>H</th> </tr> </thead> <tbody> <tr> <td>IN</td> <td>18</td> <td>21.5</td> <td>41</td> <td>18</td> <td>17.5</td> <td>21.5-31.5</td> <td>18</td> <td>15.5</td> </tr> <tr> <td>MM</td> <td>457</td> <td>546</td> <td>1041</td> <td>457</td> <td>445</td> <td>546-800</td> <td>457</td> <td>394</td> </tr> </tbody> </table>				OVERALL DIMENSIONS			SEAT DIMENSIONS			BACK DIMENSIONS		W	D	H	W	D	H	W	H	IN	18	21.5	41	18	17.5	21.5-31.5	18	15.5	MM	457	546	1041	457	445	546-800	457	394	<b>RTA 1</b>			 1 per carton						
	OVERALL DIMENSIONS			SEAT DIMENSIONS			BACK DIMENSIONS																																										
	W	D	H	W	D	H	W	H																																									
IN	18	21.5	41	18	17.5	21.5-31.5	18	15.5																																									
MM	457	546	1041	457	445	546-800	457	394																																									
 <p><b>Height Adjustable Stool w/Arms</b> COM: 0.75 YD   0.69 M Unit weight: 35 LB   15.9 KG Carton weight: 40 LB   18.14 KG Carton volume: 9.75 FT³   0.27 MT³</p>	 <p><b>ADJUSTMENTS</b> (2) Pneumatic seat height</p>	1 2 3 4 5 6 7 8 9 10 11 12																																															
		6737	988 1012 1032 1056 1094 1129 1164 1195 1233 1269 1318 1387																																														
		<table border="1"> <thead> <tr> <th rowspan="2"></th> <th colspan="3">OVERALL DIMENSIONS</th> <th colspan="3">SEAT DIMENSIONS</th> <th colspan="2">BACK DIMENSIONS</th> </tr> <tr> <th>W</th> <th>D</th> <th>H</th> <th>W</th> <th>D</th> <th>H</th> <th>W</th> <th>H</th> </tr> </thead> <tbody> <tr> <td>IN</td> <td>25.5</td> <td>21.5</td> <td>41</td> <td>18</td> <td>17</td> <td>21.5-31.5</td> <td>18</td> <td>15.5</td> </tr> <tr> <td>MM</td> <td>648</td> <td>546</td> <td>1041</td> <td>457</td> <td>432</td> <td>546-800</td> <td>457</td> <td>394</td> </tr> </tbody> </table>				OVERALL DIMENSIONS			SEAT DIMENSIONS			BACK DIMENSIONS		W	D	H	W	D	H	W	H	IN	25.5	21.5	41	18	17	21.5-31.5	18	15.5	MM	648	546	1041	457	432	546-800	457	394	<b>RTA 1</b>			 1 per carton						
	OVERALL DIMENSIONS			SEAT DIMENSIONS			BACK DIMENSIONS																																										
	W	D	H	W	D	H	W	H																																									
IN	25.5	21.5	41	18	17	21.5-31.5	18	15.5																																									
MM	648	546	1041	457	432	546-800	457	394																																									
 <p><b>Armless Height Adjustable Stool</b> COM: 0.75 YD   0.69 M Unit weight: 34 LB   15.5 KG Carton weight: 39 LB   17.69 KG Carton volume: 9.75 FT³   0.27 MT³</p>	 <p><b>ADJUSTMENTS</b> (2) Pneumatic seat height</p>	1 2 3 4 5 6 7 8 9 10 11 12																																															
		6738	913 937 957 981 1019 1054 1089 1120 1158 1194 1243 1312																																														
		<table border="1"> <thead> <tr> <th rowspan="2"></th> <th colspan="3">OVERALL DIMENSIONS</th> <th colspan="3">SEAT DIMENSIONS</th> <th colspan="2">BACK DIMENSIONS</th> </tr> <tr> <th>W</th> <th>D</th> <th>H</th> <th>W</th> <th>D</th> <th>H</th> <th>W</th> <th>H</th> </tr> </thead> <tbody> <tr> <td>IN</td> <td>18</td> <td>21.5</td> <td>41</td> <td>18</td> <td>17</td> <td>21.5-31.5</td> <td>18</td> <td>15.5</td> </tr> <tr> <td>MM</td> <td>457</td> <td>546</td> <td>1041</td> <td>457</td> <td>432</td> <td>546-800</td> <td>457</td> <td>394</td> </tr> </tbody> </table>				OVERALL DIMENSIONS			SEAT DIMENSIONS			BACK DIMENSIONS		W	D	H	W	D	H	W	H	IN	18	21.5	41	18	17	21.5-31.5	18	15.5	MM	457	546	1041	457	432	546-800	457	394	<b>RTA 1</b>			 1 per carton						
	OVERALL DIMENSIONS			SEAT DIMENSIONS			BACK DIMENSIONS																																										
	W	D	H	W	D	H	W	H																																									
IN	18	21.5	41	18	17	21.5-31.5	18	15.5																																									
MM	457	546	1041	457	432	546-800	457	394																																									



From boutique hotels to wellness resorts, the rich experiences that designers create for the hospitality industry are on the move to the places where we work, learn and heal. Erin™ seating is our latest contribution to this changing landscape, crossing conventional boundaries of work and play with options to support a diversity of people and interior applications.

Erin can be specified with sealed seams, moisture barrier and a wide range of Global performance textiles to support healthcare applications and environments with enhanced housekeeping protocols. The sculpted back provides an integrated clean out for ease of cleaning. Wood or metal legs are available in a range of finishes and glide options.

To see the full Erin series, please refer to the Healthcare price list at [globalfurnituregroup.com/ca/healthcare/resources/price-lists](http://globalfurnituregroup.com/ca/healthcare/resources/price-lists).

#### Features and Benefits

- Erin offers a streamlined silhouette brimming with mid-century modern style.
- A rounded arch gently curves around and under the seat to give extra support to user's upper back and sides, while creating an open clean out space at the back of the cushion.
- Tapered legs add style and elegance and are available in wood or metal paint/plated finishes.
- The seat underside is sealed with a non-porous material to support housekeeping and infection control protocols.
- Additional improved cleaning options include sealed seams (back and/or seat) and moisture barrier (seat).
- Assembled with tamper-resistant fasteners for greater security.
- For added comfort, seat cushions are standard with high density Ultracell foam.
- Glides are self-leveling. Choose from standard non-marking glides, rubber non-slip glides or felt glides.

FACTOR



model 5545AMC



model 5545NM

Factor Task Chairs



For Factor task chairs, please see page 28.

STANDARD FEATURES



- Factor is a value seating series suitable for task, management, conference and guest applications.
- Chairs are available with a full spectrum of mesh back colors with upholstered seats.
- Available with or without arms and with glides or casters.
- Frame is constructed from durable steel tubing and is available in three powder coated finishes for exceptional durability.
- Mesh Back has a flexible base connection adding the perfect balance of support and movement.
- Due to the flex back design, chairs should be positioned away from walls.
- Strong, nylon arms have a gently curved loop design and matches back frame.
- For added comfort, seat cushions are standard with contoured molded foam.
- Seat shroud offers an aesthetic finish and matches selected back frame color.
- Chairs are available with nylon glides (M suffix models) or casters (C suffix models).
- Glides are standard with colored nylon glides in Black or Sand or in a variety of glide types (to best suit the flooring type and site conditions). See upcharges. For more information, please refer to the glide section (page 341).
- Carpet and hard floor casters are available (see right column for caster options).
- Moisture barrier may be specified on seats.
- Models do not stack.
- Active weight capacity is 300 lbs. and is covered under Global's Limited Lifetime Warranty.
- Upholstery options: fabric, vinyl or leather.

Please add option codes in the following order:

- Model number**  
**5545AM** Armchair with mesh back (glides)  
**5545AMC** Armchair with mesh back (casters)  
**5545NM** Armless chair with mesh back (glides)  
**5545NMC** Armless chair with mesh back (casters)
- Mesh back** (colors shown on website)  
**(P1)** Snow **(P8)** Mocha  
**(P2)** Sand **(P9)** Eggplant  
**(P3)** Pewter **(Q1)** Buzz Blue  
**(P4)** Silver Grey **(Q2)** Poppy  
**(P5)** Charcoal **(Q3)** Pumpkin  
**(P6)** Black **(Q4)** Lime
- Textile**  
Specify textile code for seat.
- Back + arm finish**  
**(BK)** Black. No upcharge.  
**(IC)** Cloud. Add \$62.  
**(SH)** Shadow. Add \$62.
- Leg finish**  
**(TBL)** Black  
**(TSH)** Shadow  
**(TIV)** Cloud  
**(CHM)** Chrome. Add \$33.
- Glide type** (for glide models)  
**(ST)** Colored glides. Standard.
  - (BLK)** Black
  - (SND)** Sand**(NM)** White nylon non-marking glides for some hard floor/carpeted surfaces. No upcharge.  
**(FG)** Glides w/felt pads are available for vinyl sheet, cork or laminate flooring, please specify (0.375" higher than standard). Add \$19.  
**(RG)** Glides with rubber pads are available for vinyl, hardwood, laminate, stone or ceramic flooring, please specify (0.563" higher than standard). Add \$19.  
**(SG)** Glides with stainless steel pads are available for carpet or rubber flooring, please specify (0.313" higher than standard). Add \$19.
- Caster type** (for caster models)  
**(DC)** 2" caster for carpeted surfaces  
**(RC)** 2"caster for most hard floor surfaces. Add \$17.
- Moisture barrier** (seat)  
**(NB)** No moisture barrier  
**(RC)** Moisture barrier. Add \$81.

EXAMPLE FACTOR ORDER CODE:

5545AM	-P1	-FU75	-BLK	-CHM	-NM	-DC	-NB
Model #	Mesh color	Seat textile	Back + arm finish	Leg finish	Glide type	Caster type	Moisture barrier

DESCRIPTION	FEATURES	MODEL #	STANDARD TEXTILE GRADES												
			1	2	3	4	5	6	7	8	9	10	11	12	
 <p><b>Armchair, Upholstered Seat &amp; Mesh Back</b>                      COM: 1 YD   0.91 M                      Unit weight: 24 LB   10.9 KG                      Carton weight: 32.5 LB   14.74 KG                      Carton volume: 15.5 FT<sup>3</sup>   0.43 MT<sup>3</sup></p>		<b>5545AM</b>	592	624	651	682	733	780	827	868	919	967	1032	1124	
		<b>5545AMC</b>	672	704	731	762	813	860	907	948	999	1047	1112	1204	
		<b>OVERALL DIMENSIONS</b>	<b>W</b>	<b>D</b>	<b>H</b>	<b>SEAT DIMENSIONS</b>	<b>W</b>	<b>D</b>	<b>H</b>	<b>BACK DIMENSIONS</b>	<b>W</b>	<b>H</b>			
		<b>IN</b>	24.5	23.5	33	20	16.5	17.5	17.5	15.5					
	<b>MM</b>	622	597	838	508	419	445	445	394						
		<b>RTA 00</b>	1 per carton												
 <p><b>Armless Chair, Upholstered Seat &amp; Mesh Back</b>                      COM: 1 YD   0.91 M                      Unit weight: 21 LB   9.5 KG                      Carton weight: 27 LB   12.25 KG                      Carton volume: 13.75 FT<sup>3</sup>   0.38 MT<sup>3</sup></p>		<b>5545NM</b>	546	578	605	636	687	734	781	822	873	921	986	1078	
		<b>5545NMC</b>	626	658	685	716	767	814	861	902	953	1001	1066	1158	
		<b>OVERALL DIMENSIONS</b>	<b>W</b>	<b>D</b>	<b>H</b>	<b>SEAT DIMENSIONS</b>	<b>W</b>	<b>D</b>	<b>H</b>	<b>BACK DIMENSIONS</b>	<b>W</b>	<b>H</b>			
		<b>IN</b>	20	23.5	33	20	16.5	17.5	17.5	15.5					
	<b>MM</b>	508	597	838	508	419	445	445	394						
		<b>RTA 00</b>	1 per carton												

FILE BUDDY



model 1105



model 1110

STANDARD FEATURES

- 13.5" diameter seat.
- Five prong, injection molded, fiberglass reinforced nylon Black base with dual wheel carpet casters (C65).
- Upholstery options: fabric, vinyl or leather. Vinyl and leather models may feature stitch detail across the seat and/or back cushions, if applicable.

OPTIONAL FEATURES

- For hard surface flooring casters, please specify (C65R). Add \$21.
- For additional caster options, please refer to the Arm and Caster section (page 340). *Optional casters may be priced higher than the standard casters for your chair and the difference will be charged. Lower priced optional casters will not be credited.*

DESCRIPTION	FEATURES	MODEL #	STANDARD TEXTILE GRADES											
			1	2	3	4	5	6	7	8	9	10	11	12
 <p><b>Swivel Stool - 5" Pneumatic, 20" Base</b>                      COM: 0.75 YD   0.69 M                      Unit weight: 11 LB   5 KG                      Carton weight: 14 LB   6.35 KG                      Carton volume: 2.9 FT<sup>3</sup>   0.08 MT<sup>3</sup></p>	Ergonomic features: C	<b>1105</b>	313	337	357	381	419	454	489	520	558	594	643	712
		<b>OVERALL DIMENSIONS</b> W D H			<b>SEAT DIMENSIONS</b> W D H			<b>BACK DIMENSIONS</b> W H						
 <p><b>Swivel Stool - 10" Pneumatic, 22" Base</b>                      COM: 0.75 YD   0.69 M                      Unit weight: 14 LB   6.4 KG                      Carton weight: 17 LB   7.71 KG                      Carton volume: 2.9 FT<sup>3</sup>   0.08 MT<sup>3</sup></p>	Ergonomic features: C	<b>1110</b>	379	403	423	447	485	520	555	586	624	660	709	778
		<b>OVERALL DIMENSIONS</b> W D H			<b>SEAT DIMENSIONS</b> W D H			<b>BACK DIMENSIONS</b> W H						

RTA 1  1 per carton

RTA 1  1 per carton

FLAP



model 6775

STANDARD FEATURES

- A modern, high quality, lightweight, all polymer folding chair intended for use indoors or outdoors.
- Products must be stored inside during extreme and inclement weather. See Global's Outdoor Furniture warranty for additional information.
- Weather resistant, UV resistant, stain resistant, 100% non-ferrous, and recyclable design that is 1:10 bleach solution cleanable.
- Chair legs are equipped with translucent non-marking glides as standard. Suitable for outdoor environments, carpet and hard surface flooring.
- Chairs are stocked in two colors: Alloy (ALY) and Milk (MLK).
- No upholstery options available.
- Active weight capacity for this series is 275 lbs.
- Single chair folds flat to 2.2" (55 mm).
- Flap achieves its strength and durability from glass filled polymer. Evidence of this material may be visible on the surface and is often more evident on darker colors.
- The Flap wall hook (model 6776), sold individually, supports up to two folded Flap chairs. This Milk (MLK) colored plastic hook mounts on walls or inside closets/wardrobe cabinets providing easy access to extra seating. Two chairs on wall hook measure 7.3" deep (185 mm) off wall. Mounting hardware not included. Recommended mounting into stud.
- Flap ganging brackets (model 6778) are sold 12 to a box. These frosted plastic brackets attach across two adjacent chairs, just above or below the seat to provide temporary ganging for organized events.
- The flap dolly (model 6777), ordered separately, supports up to 24 chairs folded and stacked flat. Includes strap to secure chairs for storage and transport.

Please add option codes in the following order

- **Model number**  
6775 Folding chair  
6776 Wall hook  
6777 Dolly  
6778 Ganging brackets
- **Color (chair only)**  
**(ALY)** Alloy  
**(MLK)** Milk

EXAMPLE FLAP ORDER CODE:

6775	ALY
Model #	Finish

DESCRIPTION FEATURES MODEL # STANDARD TEXTILE GRADES



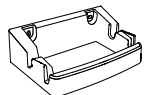
**Folding Chair**  
COM: N/A  
Unit weight: 12 LB | 5.5 KG  
Carton weight: 13.5 LB | 6.12 KG  
Carton volume: 3.2 FT<sup>3</sup> | 0.09 MT<sup>3</sup>

List price	
6775	250

	OVERALL DIMENSIONS			SEAT DIMENSIONS			BACK DIMENSIONS	
	W	D	H	W	D	H	W	H
IN	19	21.5	33.5	16	16.5	18.5	18.5	16
MM	483	546	851	406	419	470	470	406

**RTA 00**  2 per carton (pricing and specifications are for one chair)

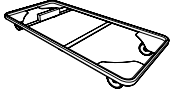

List price	
6776	60





**Flap Wall Hook**  
COM: N/A  
Unit weight: 0.37 LB | 0.2 KG  
Carton weight: 0.75 LB | 0.34 KG  
Carton volume: 0.2 FT<sup>3</sup> | 0.01 MT<sup>3</sup>

	OVERALL DIMENSIONS			SEAT DIMENSIONS			BACK DIMENSIONS	
	W	D	H	W	D	H	W	H
IN	9	6	2.75	-	-	-	-	-
MM	229	152	70	-	-	-	-	-

**RTA 00**  1 per carton

DESCRIPTION	FEATURES	MODEL#	STANDARD TEXTILE GRADES						
		List price							
		<b>6777</b>	788						
 <p><b>Dolly for Flap Folding Chairs</b>                      COM: N/A                      Unit weight: 20 LB   9.1 KG                      Carton weight: 23 LB   10.43 KG                      Carton volume: 4.5 FT³   0.12 MT³</p>	<p>Holds up to 24 Flap folded chairs.                      Includes tether strap.</p>	<b>OVERALL DIMENSIONS</b>			<b>SEAT DIMENSIONS</b>			<b>BACK DIMENSIONS</b>	
		<b>W</b>	<b>D</b>	<b>H</b>	<b>W</b>	<b>D</b>	<b>H</b>	<b>W</b>	<b>H</b>
		IN 20.75	44	5.25	-	-	-	-	-
		MM 527	1118	133	-	-	-	-	-
		<b>RTA 00</b>		1 per carton					

		List price							
		<b>6778</b>	212						
 <p><b>Flap Ganging Bracket (box of 12)</b>                      COM: N/A                      Unit weight: 0.25 LB   0.1 KG                      Carton weight: 0.29 LB   0.13 KG                      Carton volume: 0.4 FT³   0.01 MT³</p>		<b>OVERALL DIMENSIONS</b>			<b>SEAT DIMENSIONS</b>			<b>BACK DIMENSIONS</b>	
		<b>W</b>	<b>D</b>	<b>H</b>	<b>W</b>	<b>D</b>	<b>H</b>	<b>W</b>	<b>H</b>
		IN 4.75	2.75	2.37	-	-	-	-	-
		MM 121	70	60	-	-	-	-	-
		<b>RTA 00</b>		12 per carton (pricing and specifications are for box of 12)					

ISLANDS



model 4075





model 4076

STANDARD FEATURES

- Islands offers wood guest seating with contemporary styling.
- Two back styles: Upholstered back pad or horizontal wood slat back.
- Legs are equipped with White non-marking polypropylene glides. Suitable for both carpet and hard surface flooring.
- All cushions are fixed and non-removable.
- Does not stack.
- Upholstery options: fabric, vinyl or leather. Vinyl and leather models may feature stitch detail across the seat and/or back cushions, if applicable.

OPTIONAL FEATURES

- Frame available in Absolute (AAM), Black (BKM), Cherry (ACM), Espresso Cafe (ECM), English Oak (EOM), Fruitwood (TFM), Gray (HGM), Honey (AHM), Mahogany (TMM), Maple (AVM), Medium Walnut (MWM), Natural Walnut (NLW), Night (ASM), Noce Biondo (NBM), Noce Grigio (NGM), Noce Leggero (NEM), Noce Medio (NMM), Shaker Cherry (SKM), Walnut (TWM), WC Cream (WTM), White (VHM) and Winter Cherry (WCM). Please specify.

DESCRIPTION	FEATURES	MODEL #	STANDARD TEXTILE GRADES													
			1	2	3	4	5	6	7	8	9	10	11	12		
 <p>4075</p> <p><b>Armchair - Upholstered Back</b> COM: 1.5 YD   1.37 M Unit weight: 19 LB   8.6 KG Carton weight: 25 LB   11.34 KG Carton volume: 14.75 FT³   0.41 MT³</p>	<p>Leather stitch detail</p> <p>Does not stack.</p> <p>Ergonomic features: M, N</p>	<p>4075</p>	785	833	874	920	997	1067	1138	1199	1276	1348	1445	1583		
			<p><b>OVERALL DIMENSIONS</b></p> <p>W D H</p>			<p><b>SEAT DIMENSIONS</b></p> <p>W D H</p>			<p><b>BACK DIMENSIONS</b></p> <p>W H</p>							
			IN 24.5	23.5	32	20.5	18	18.5	19	13						
			MM 622	597	813	521	457	470	483	330						
		<p><b>RTA 00</b></p>	1 per carton													
 <p>4076</p> <p><b>Armchair - Horizontal Wood Slat Back</b> COM: 1 YD   0.91 M Unit weight: 19 LB   8.6 KG Carton weight: 25 LB   11.34 KG Carton volume: 14.75 FT³   0.41 MT³</p>	<p>Leather stitch detail</p> <p>Does not stack.</p> <p>Ergonomic features: M, N</p>	<p>4076</p>	850	882	909	940	991	1038	1085	1126	1177	1225	1290	1382		
			<p><b>OVERALL DIMENSIONS</b></p> <p>W D H</p>			<p><b>SEAT DIMENSIONS</b></p> <p>W D H</p>			<p><b>BACK DIMENSIONS</b></p> <p>W H</p>							
			IN 24.5	23.5	32	20.5	18	18.5	19	13						
			MM 622	597	813	521	457	470	483	330						
		<p><b>RTA 00</b></p>	1 per carton													

KEY



model 2155









model 2151 & 2152

STANDARD FEATURES

- Round tube Chrome frame and sled base.
- Model 2151 cannot be ganged together or ganged with armless models.
- Model 2151 stacks 10 high on floor or dolly 2155.
- Model 2152 stacks 13 high on floor and 15 high on dolly 2155.
- Standard with Black glides.
- Chrome frame is standard. A Chrome frame is recommended when stacking chairs.
- Active weight capacity for this series is 200 lbs.
- Stacked chairs may leave frame impressions in chair(s) below.
- Black injection molded armcaps are standard on model 2151.
- Upholstery options: fabric or vinyl only. Vinyl models may feature stitch detail across the seat and/or back cushions, if applicable.

OPTIONAL FEATURES

- For hard surface floors, please specify opaque non-marking glides (**NM**). No upcharge.
- Frame is also available in Black (**TBL**), Tungsten (**TTU**) or Shadow (**TSH**), please specify. Add 10%.
- Hymnal pocket with elastic top is available, please specify (**HP**) suffix on product code when ordering. Add \$28.

DESCRIPTION	FEATURES	MODEL #	STANDARD TEXTILE GRADES													
			1	2	3	4	5	6	7	8	9	10	11	12		
 <p><b>Nesting Chair Sled Base</b> COM: 1 YD   0.91 M Unit weight: 14 LB   6.4 KG Carton weight: 17.17 LB   7.79 KG Carton volume: 13.75 FT<sup>3</sup>   0.38 MT<sup>3</sup></p>	Stacks 10 high on floor or dolly.	<b>2151</b>	229	261	288	319	370	417	464	505	556	604	669	761		
		<b>OVERALL DIMENSIONS</b>			<b>SEAT DIMENSIONS</b>			<b>BACK DIMENSIONS</b>								
		<b>W</b>	<b>D</b>	<b>H</b>	<b>W</b>	<b>D</b>	<b>H</b>	<b>W</b>	<b>H</b>							
		IN 22.5 MM 572	23.5 597	30 762	16.5 419	16.5 419	18 457	18 457	13.5 343							
		<b>RTA 00</b>	3 per carton (pricing and specifications are for one chair)													
 <p><b>Nesting - Armless Chair</b> COM: 1 YD   0.91 M Unit weight: 11 LB   5 KG Carton weight: 14.17 LB   6.43 KG Carton volume: 13.75 FT<sup>3</sup>   0.38 MT<sup>3</sup></p>	Stacks 13 high on floor. Stacks 15 high on dolly.	<b>2152</b>	204	236	263	294	345	392	439	480	531	579	644	736		
		<b>OVERALL DIMENSIONS</b>			<b>SEAT DIMENSIONS</b>			<b>BACK DIMENSIONS</b>								
		<b>W</b>	<b>D</b>	<b>H</b>	<b>W</b>	<b>D</b>	<b>H</b>	<b>W</b>	<b>H</b>							
		IN 18.5 MM 470	23.5 597	30 762	16.5 419	16.5 419	18 457	18 457	13.5 343							
		<b>RTA 00</b>		3 per carton (pricing and specifications are for one chair)												
			<b>List price</b>													
		<b>2155</b>	209													
 <p><b>Dolly</b> COM: N/A Unit weight: 8 LB   3.6 KG Carton weight: 11 LB   4.99 KG Carton volume: 7.5 FT<sup>3</sup>   0.21 MT<sup>3</sup></p>	Accommodates up to 15 chairs.	<b>OVERALL DIMENSIONS</b>			<b>SEAT DIMENSIONS</b>			<b>BACK DIMENSIONS</b>								
		<b>W</b>	<b>D</b>	<b>H</b>	<b>W</b>	<b>D</b>	<b>H</b>	<b>W</b>	<b>H</b>							
		IN 22 MM 559	26.5 673	18 457	-	-	-	-	-							
				<b>RTA 00</b>		1 per carton										
			<b>List price</b>													
		<b>2156</b>	10													
 <p><b>Ganging Clamp</b> COM: N/A Unit weight: 0.3 LB   0.13 KG Carton weight: 0.3 LB   0.14 KG Carton volume: 1 FT<sup>3</sup>   0.02 MT<sup>3</sup></p>	Ganging 2152 & 2162 only.  Zinc-plated.	<b>OVERALL DIMENSIONS</b>			<b>SEAT DIMENSIONS</b>			<b>BACK DIMENSIONS</b>								
		<b>W</b>	<b>D</b>	<b>H</b>	<b>W</b>	<b>D</b>	<b>H</b>	<b>W</b>	<b>H</b>							
		IN 3 MM 76	0.75 19	1 25	-	-	-	-	-							
				<b>RTA 00</b>	Pricing and specifications are for one clamp											



LAYNE



model 8520T







model 8525T


STANDARD FEATURES

- Layne offers classic styling and value in a finely crafted wood framed side chair series.
- Frame construction is beechwood.
- Legs are equipped with White non-marking polypropylene glides. Suitable for both carpet and hard surface flooring.
- Offered in four back styles: fully upholstered, upholstered picture frame or vertical wood slat.
- Does not stack.
- Upholstery options: fabric, vinyl or leather. Vinyl and leather models may feature stitch detail across the seat and/or back cushions, if applicable.

OPTIONAL FEATURES

- Wood frames are available in Absolute (AAM), Black (BKM), Cherry (ACM), Espresso Cafe (ECM), English Oak (EOM), Fruitwood (TFM), Gray (HGM), Honey (AHM), Mahogany (TMM), Maple (AVM), Medium Walnut (MWM), Natural Walnut (NLW), Night (ASM), Noce Biondo (NBM), Noce Grigio (NGM), Noce Leggero (NEM), Noce Medio (NMM), Shaker Cherry (SKM), Walnut (TWM), WC Cream (WTM), White (WHM) and Winter Cherry (WCM). Please specify.

DESCRIPTION	FEATURES	MODEL #	STANDARD TEXTILE GRADES														
			1	2	3	4	5	6	7	8	9	10	11	12			
 <p><b>Armless Upholstered Side Chair</b> COM: 1 YD   0.91 M Unit weight: 15 LB   6.8 KG Carton weight: 21 LB   9.53 KG Carton volume: 14.75 FT³   0.41 MT³</p>	<p>Does not stack.</p> <p>Ergonomic features: M, N</p>	<p><b>RTA 00</b> 1 per carton</p>	8520T	1078	1110	1137	1168	1219	1266	1313	1354	1405	1453	1518	1610		
			<b>OVERALL DIMENSIONS</b>			<b>SEAT DIMENSIONS</b>			<b>BACK DIMENSIONS</b>								
			<b>W</b>	<b>D</b>	<b>H</b>	<b>W</b>	<b>D</b>	<b>H</b>	<b>W</b>	<b>H</b>							
			IN 22.75	24	33	19.5	19	18	19.5	15							
			MM 578	610	838	495	483	457	495	381							
 <p><b>Fully Upholstered Armchair</b> COM: 2.5 YD   2.29 M Unit weight: 16 LB   7.3 KG Carton weight: 22 LB   9.98 KG Carton volume: 14.75 FT³   0.41 MT³</p>	<p>Does not stack.</p> <p>Ergonomic features: M, N</p>	<p><b>RTA 00</b> 1 per carton</p>	8521T	1249	1329	1397	1474	1602	1719	1837	1939	2067	2187	2349	2579		
			<b>OVERALL DIMENSIONS</b>			<b>SEAT DIMENSIONS</b>			<b>BACK DIMENSIONS</b>								
			<b>W</b>	<b>D</b>	<b>H</b>	<b>W</b>	<b>D</b>	<b>H</b>	<b>W</b>	<b>H</b>							
			IN 22.75	24	33	19.5	19	18	19.5	15							
			MM 578	610	838	495	483	457	495	381							
 <p><b>Picture Frame Armchair</b> COM: 1 YD   0.91 M Unit weight: 16 LB   7.3 KG Carton weight: 22 LB   9.98 KG Carton volume: 14.75 FT³   0.41 MT³</p>	<p>Does not stack.</p> <p>Ergonomic features: M, N</p>	<p><b>RTA 00</b> 1 per carton</p>	8522T	1356	1388	1415	1446	1497	1544	1591	1632	1683	1731	1796	1888		
			<b>OVERALL DIMENSIONS</b>			<b>SEAT DIMENSIONS</b>			<b>BACK DIMENSIONS</b>								
			<b>W</b>	<b>D</b>	<b>H</b>	<b>W</b>	<b>D</b>	<b>H</b>	<b>W</b>	<b>H</b>							
			IN 22.75	24	33	19.5	19	18	19.5	15							
			MM 578	610	838	495	483	457	495	381							
 <p><b>Upholstered Armchair</b> COM: 1 YD   0.91 M Unit weight: 16 LB   7.3 KG Carton weight: 22 LB   9.98 KG Carton volume: 14.75 FT³   0.41 MT³</p>	<p>Does not stack.</p> <p>Ergonomic features: M, N</p>	<p><b>RTA 00</b> 1 per carton</p>	8525T	1302	1334	1361	1392	1443	1490	1537	1578	1629	1677	1742	1834		
			<b>OVERALL DIMENSIONS</b>			<b>SEAT DIMENSIONS</b>			<b>BACK DIMENSIONS</b>								
			<b>W</b>	<b>D</b>	<b>H</b>	<b>W</b>	<b>D</b>	<b>H</b>	<b>W</b>	<b>H</b>							
			IN 22.75	24	33	19.5	19	18	19.5	15							
			MM 578	610	838	495	483	457	495	381							

DESCRIPTION	FEATURES	MODEL #	STANDARD TEXTILE GRADES																																	
			1	2	3	4	5	6	7	8	9	10	11	12																						
 <p><b>Vertical Wood Slat Armchair</b>                      COM: 1 YD   0.91 M                      Unit weight: 16 LB   7.3 KG                      Carton weight: 22 LB   9.98 KG                      Carton volume: 13.25 FT<sup>3</sup>   0.37 MT<sup>3</sup></p>	<p>Does not stack.</p> <p>Ergonomic features: M, N</p>	<b>8526T</b>	1349	1381	1408	1439	1490	1537	1584	1625	1676	1724	1789	1881																						
		<table border="1"> <thead> <tr> <th colspan="3">OVERALL DIMENSIONS</th> <th colspan="3">SEAT DIMENSIONS</th> <th colspan="2">BACK DIMENSIONS</th> </tr> <tr> <th>W</th> <th>D</th> <th>H</th> <th>W</th> <th>D</th> <th>H</th> <th>W</th> <th>H</th> </tr> </thead> <tbody> <tr> <td>IN 22.75</td> <td>24</td> <td>33</td> <td>19.5</td> <td>19</td> <td>18</td> <td>19.5</td> <td>15</td> </tr> <tr> <td>MM 578</td> <td>610</td> <td>838</td> <td>495</td> <td>483</td> <td>457</td> <td>495</td> <td>381</td> </tr> </tbody> </table>			OVERALL DIMENSIONS			SEAT DIMENSIONS			BACK DIMENSIONS		W	D	H	W	D	H	W	H	IN 22.75	24	33	19.5	19	18	19.5	15	MM 578	610	838	495	483	457	495	381
OVERALL DIMENSIONS			SEAT DIMENSIONS			BACK DIMENSIONS																														
W	D	H	W	D	H	W	H																													
IN 22.75	24	33	19.5	19	18	19.5	15																													
MM 578	610	838	495	483	457	495	381																													

LITE



model 5940



model 5944



Closed Loop Arms



model 5945






model 5951C

STANDARD FEATURES

- Lite is a modern series inspired by classic designs.
- Arms are standard in cantilevered or closed loop. Both are made from fiberglass reinforced nylon, available in Black only.
- Frame is heavy duty, equipped with Sytex™ high-strength polyester webbing suspension system for extra comfort.
- Cantilever frame models are 1" diameter 12 gauge tubular steel.
- Four-legged frames are 1" diameter 12 gauge tubular steel front legs and 7/8" diameter 14 gauge tubular steel rear legs, depending on the model.
- Glides are non-marking polypropylene (NM) suitable for both carpet and hard surface flooring.
- All models are rated for active user load of 300 lb. per seat.
- Dual wheel carpet casters (C82) are standard on caster models.
- Upholstery options (upholstered models): fabric, vinyl or leather. Vinyl and leather models may feature stitch detail across the seat and/or back cushions, if applicable.

OPTIONAL FEATURES

- Mesh models are available in any of the 24 standard Vue Mesh colors. Seat and back will be the same color mesh. Please specify color: Sandy Beach (VU10), Desert Sand (VU11), Orange Sunset (VU12), Chocolate Fountain (VU13), Arctic Blue (VU14), Quarry Grey (VU15), Tidal Wave (VU16), Ivy Moss (VU17), Red Rose (VU18), Coal Black (VU19), White (VU20), Lime (VU21), Chartreuse (VU23), Pool Blue (VU26), Sky (VU28), Ice (VU30), Primary Blue (VU32), Tangerine (VU34), Paprika (VU37), Grain (VU40), Yellow (VU43), Silver Grey (VU55), Silver (VU63), Hot Pink (VU65) and Red Mittens (VU70).
- A selection of glide options is available for four-legged chairs (models 5940, 5941, 5942, 5950, 5951 and 5952). Glides must be chosen to best suit flooring type and site conditions. For more information, please refer to the glide section (page 341).
- Glides with felt pads (FG) are available for vinyl sheet, cork or laminate flooring, please specify. Add \$43.
- Glides with rubber pads (RG) are available for vinyl, hardwood, laminate, stone or ceramic flooring, please specify. Add \$43.
- For hard surface flooring casters, please specify (C9R). Add \$21.
- For leg frame finish options, please see page 360. Upcharges apply for plated finishes:
  - (CHM) Chrome. Add \$68.
  - (BCH) Brushed Chrome. Add \$88 for four-legged frame. Add \$102 for four-legged w/casters. Add \$210 for cantilever frame.
  - (SBR) Satin Brass. Add \$186 for four-legged frame. Add \$188 for four-legged w/casters. Add \$316 for cantilever frame.
  - (ACO) Antique Copper. Add \$186 for four-legged frame. Add \$188 for four-legged w/casters. Add \$316 for cantilever frame.

DESCRIPTION	FEATURES	MODEL #	STANDARD TEXTILE GRADES						
 <p><b>Four-Legged Frame Armless</b> COM: N/A Unit weight: 20 LB   9.1 KG Carton weight: 28.5 LB   12.93 KG Carton volume: 15.5 FT³   0.43 MT³</p>		5940	List price						
			650						
		<b>OVERALL DIMENSIONS</b>			<b>SEAT DIMENSIONS</b>			<b>BACK DIMENSIONS</b>	
		<b>W</b>	<b>D</b>	<b>H</b>	<b>W</b>	<b>D</b>	<b>H</b>	<b>W</b>	<b>H</b>
		IN 21.75 MM 552	24.75 629	34.25 870	20 508	17 432	19 483	19 483	16 406
RTA 00		1 per carton							
 <p><b>Four-Legged Frame Armless w/Casters</b> COM: N/A Unit weight: 20 LB   9.1 KG Carton weight: 28.5 LB   12.93 KG Carton volume: 15.5 FT³   0.43 MT³</p>		5940C	List price						
			735						
		<b>OVERALL DIMENSIONS</b>			<b>SEAT DIMENSIONS</b>			<b>BACK DIMENSIONS</b>	
		<b>W</b>	<b>D</b>	<b>H</b>	<b>W</b>	<b>D</b>	<b>H</b>	<b>W</b>	<b>H</b>
		IN 21.5 MM 546	24.75 629	34.25 870	20 508	17 432	19 483	19 483	16 406
RTA 00		1 per carton							
 <p><b>Four-Legged Frame w/Cantilever Arms</b> COM: N/A Unit weight: 21 LB   9.5 KG Carton weight: 29.5 LB   13.38 KG Carton volume: 15.5 FT³   0.43 MT³</p>		5941	List price						
			735						
		<b>OVERALL DIMENSIONS</b>			<b>SEAT DIMENSIONS</b>			<b>BACK DIMENSIONS</b>	
		<b>W</b>	<b>D</b>	<b>H</b>	<b>W</b>	<b>D</b>	<b>H</b>	<b>W</b>	<b>H</b>
		IN 24 MM 610	25.5 648	34.25 870	20 508	17 432	19 483	19 483	16 406
RTA 00		1 per carton							

DESCRIPTION	FEATURES	MODEL#	STANDARD TEXTILE GRADES
-------------	----------	--------	-------------------------



**Four-Legged Frame w/Cantilever Arms & Casters**  
 COM: N/A  
 Unit weight: 21 LB | 9.5 KG  
 Carton weight: 29.5 LB | 13.38 KG  
 Carton volume: 15.5 FT³ | 0.43 MT³

List price								
<b>5941C</b>	822							
OVERALL DIMENSIONS			SEAT DIMENSIONS			BACK DIMENSIONS		
W	D	H	W	D	H	W	H	
IN 24	25.5	34.25	20	17	19	19	16	
MM 610	648	870	508	432	483	483	406	
<b>RTA 00</b>		1 per carton						



**Four-Legged Frame w/Loop Arms**  
 COM: N/A  
 Unit weight: 21 LB | 9.5 KG  
 Carton weight: 29.5 LB | 13.38 KG  
 Carton volume: 15.5 FT³ | 0.43 MT³

List price								
<b>5942</b>	735							
OVERALL DIMENSIONS			SEAT DIMENSIONS			BACK DIMENSIONS		
W	D	H	W	D	H	W	H	
IN 23.75	25.5	34.25	20	17	19	19	16	
MM 603	648	870	508	432	483	483	406	
<b>RTA 00</b>		1 per carton						



**Four-Legged Frame w/Loop Arms & Casters**  
 COM: N/A  
 Unit weight: 21 LB | 9.5 KG  
 Carton weight: 29.5 LB | 13.38 KG  
 Carton volume: 15.5 FT³ | 0.43 MT³

List price								
<b>5942C</b>	822							
OVERALL DIMENSIONS			SEAT DIMENSIONS			BACK DIMENSIONS		
W	D	H	W	D	H	W	H	
IN 23.75	25.5	34.25	20	17	19	19	16	
MM 603	648	870	508	432	483	483	406	
<b>RTA 00</b>		1 per carton						



**Cantilever Frame Armless**  
 COM: N/A  
 Unit weight: 21 LB | 9.5 KG  
 Carton weight: 29.5 LB | 13.38 KG  
 Carton volume: 15.5 FT³ | 0.43 MT³

List price								
<b>5943</b>	692							
OVERALL DIMENSIONS			SEAT DIMENSIONS			BACK DIMENSIONS		
W	D	H	W	D	H	W	H	
IN 21.75	23.5	34.25	20	17	19	19	16	
MM 552	597	870	508	432	483	483	406	
<b>RTA 00</b>		1 per carton						



**Cantilever Frame w/Cantilever Arms**  
 COM: N/A  
 Unit weight: 27 LB | 12.3 KG  
 Carton weight: 35.5 LB | 16.1 KG  
 Carton volume: 15.5 FT³ | 0.43 MT³

List price								
<b>5944</b>	779							
OVERALL DIMENSIONS			SEAT DIMENSIONS			BACK DIMENSIONS		
W	D	H	W	D	H	W	H	
IN 24	23.5	34.25	20	17	19	19	16	
MM 610	597	870	508	432	483	483	406	
<b>RTA 00</b>		1 per carton						

DESCRIPTION FEATURES MODEL# STANDARD TEXTILE GRADES



**Cantilever Frame w/Loop Arms**  
 COM: N/A  
 Unit weight: 27 LB | 12.3 KG  
 Carton weight: 35.5 LB | 16.1 KG  
 Carton volume: 15.5 FT³ | 0.43 MT³

List price							
<b>5945</b>	779						
OVERALL DIMENSIONS			SEAT DIMENSIONS			BACK DIMENSIONS	
W	D	H	W	D	H	W	H
IN 23.75	23.5	34.25	20	17	19	19	16
MM 603	597	870	508	432	483	483	406
<b>RTA 00</b>	1 per carton						



**Upholstered Four-Legged Frame Armless**  
 COM: 1.5 YD | 1.37 M  
 Unit weight: 20 LB | 9.1 KG  
 Carton weight: 28.5 LB | 12.93 KG  
 Carton volume: 15.5 FT³ | 0.43 MT³

	1	2	3	4	5	6	7	8	9	10	11	12
<b>5950</b>	532	580	621	667	744	814	885	946	1023	1095	1192	1330
OVERALL DIMENSIONS			SEAT DIMENSIONS			BACK DIMENSIONS						
W	D	H	W	D	H	W	H					
IN 21.75	24.75	34.25	20	17	19	19	16					
MM 552	629	870	508	432	483	483	406					
<b>RTA 00</b>	1 per carton											



**Upholstered Four-Legged Frame Armless w/Casters**  
 COM: 1.5 YD | 1.37 M  
 Unit weight: 20 LB | 9.1 KG  
 Carton weight: 28.5 LB | 12.93 KG  
 Carton volume: 15.5 FT³ | 0.43 MT³

	1	2	3	4	5	6	7	8	9	10	11	12
<b>5950C</b>	620	668	709	755	832	902	973	1034	1111	1183	1280	1418
OVERALL DIMENSIONS			SEAT DIMENSIONS			BACK DIMENSIONS						
W	D	H	W	D	H	W	H					
IN 21.5	24.75	34.25	20	17	19	19	16					
MM 546	629	870	508	432	483	483	406					
<b>RTA 00</b>	1 per carton											








**Upholstered Four-Legged Frame w/Cantilever Arms**  
 COM: 1.5 YD | 1.37 M  
 Unit weight: 21 LB | 9.5 KG  
 Carton weight: 29.5 LB | 13.38 KG  
 Carton volume: 15.5 FT³ | 0.43 MT³

	1	2	3	4	5	6	7	8	9	10	11	12
<b>5951</b>	620	668	709	755	832	902	973	1034	1111	1183	1280	1418
OVERALL DIMENSIONS			SEAT DIMENSIONS			BACK DIMENSIONS						
W	D	H	W	D	H	W	H					
IN 24	25.5	34.25	20	17	19	19	16					
MM 610	648	870	508	432	483	483	406					
<b>RTA 00</b>	1 per carton											



**Uph. Four-Legged Frame w/Cantilever Arms & Casters**  
 COM: 1.5 YD | 1.37 M  
 Unit weight: 21 LB | 9.5 KG  
 Carton weight: 29.5 LB | 13.38 KG  
 Carton volume: 15.5 FT³ | 0.43 MT³

	1	2	3	4	5	6	7	8	9	10	11	12
<b>5951C</b>	707	755	796	842	919	989	1060	1121	1198	1270	1367	1505
OVERALL DIMENSIONS			SEAT DIMENSIONS			BACK DIMENSIONS						
W	D	H	W	D	H	W	H					
IN 24	25.5	34.25	20	17	19	19	16					
MM 610	648	870	508	432	483	483	406					
<b>RTA 00</b>	1 per carton											

DESCRIPTION	FEATURES	MODEL#	STANDARD TEXTILE GRADES											
			1	2	3	4	5	6	7	8	9	10	11	12
 <p><b>Upholstered Four-Legged Frame w/Loop Arms</b>                      COM: 1.5 YD   1.37 M                      Unit weight: 21 LB   9.5 KG                      Carton weight: 29.5 LB   13.38 KG                      Carton volume: 15.5 FT³   0.43 MT³</p>		5952	620	668	709	755	832	902	973	1034	1111	1183	1280	1418
			<b>OVERALL DIMENSIONS</b>			<b>SEAT DIMENSIONS</b>			<b>BACK DIMENSIONS</b>					
			<b>W</b>	<b>D</b>	<b>H</b>	<b>W</b>	<b>D</b>	<b>H</b>	<b>W</b>	<b>H</b>				
			IN 23.75	25.5	34.25	20	17	19	19	16				
			MM 603	648	870	508	432	483	483	406				
		<b>RTA 00</b>	1 per carton											
 <p><b>Upholstered Four-Legged Frame w/Loop Arms &amp; Casters</b>                      COM: 1.5 YD   1.37 M                      Unit weight: 21 LB   9.5 KG                      Carton weight: 29.5 LB   13.38 KG                      Carton volume: 15.5 FT³   0.43 MT³</p>		5952C	707	755	796	842	919	989	1060	1121	1198	1270	1367	1505
			<b>OVERALL DIMENSIONS</b>			<b>SEAT DIMENSIONS</b>			<b>BACK DIMENSIONS</b>					
			<b>W</b>	<b>D</b>	<b>H</b>	<b>W</b>	<b>D</b>	<b>H</b>	<b>W</b>	<b>H</b>				
			IN 23.75	25.5	34.25	20	17	19	19	16				
			MM 603	648	870	508	432	483	483	406				
		<b>RTA 00</b>	1 per carton											
 <p><b>Upholstered Cantilever Frame Armless</b>                      COM: 1.5 YD   1.37 M                      Unit weight: 21 LB   9.5 KG                      Carton weight: 29.5 LB   13.38 KG                      Carton volume: 15.5 FT³   0.43 MT³</p>		5953	576	624	665	711	788	858	929	990	1067	1139	1236	1374
			<b>OVERALL DIMENSIONS</b>			<b>SEAT DIMENSIONS</b>			<b>BACK DIMENSIONS</b>					
			<b>W</b>	<b>D</b>	<b>H</b>	<b>W</b>	<b>D</b>	<b>H</b>	<b>W</b>	<b>H</b>				
			IN 21.75	23.5	34.25	20	17	19	19	16				
			MM 552	597	870	508	432	483	483	406				
		<b>RTA 00</b>	1 per carton											
 <p><b>Upholstered Cantilever Frame w/Cantilever Arms</b>                      COM: 1.5 YD   1.37 M                      Unit weight: 27 LB   12.3 KG                      Carton weight: 35.5 LB   16.1 KG                      Carton volume: 15.5 FT³   0.43 MT³</p>		5954	664	712	753	799	876	946	1017	1078	1155	1227	1324	1462
			<b>OVERALL DIMENSIONS</b>			<b>SEAT DIMENSIONS</b>			<b>BACK DIMENSIONS</b>					
			<b>W</b>	<b>D</b>	<b>H</b>	<b>W</b>	<b>D</b>	<b>H</b>	<b>W</b>	<b>H</b>				
			IN 24	23.5	34.25	20	17	19	19	16				
			MM 610	597	870	508	432	483	483	406				
		<b>RTA 00</b>	1 per carton											
 <p><b>Upholstered Cantilever Frame w/Loop Arms</b>                      COM: 1.5 YD   1.37 M                      Unit weight: 27 LB   12.3 KG                      Carton weight: 35.5 LB   16.1 KG                      Carton volume: 15.5 FT³   0.43 MT³</p>		5955	664	712	753	799	876	946	1017	1078	1155	1227	1324	1462
			<b>OVERALL DIMENSIONS</b>			<b>SEAT DIMENSIONS</b>			<b>BACK DIMENSIONS</b>					
			<b>W</b>	<b>D</b>	<b>H</b>	<b>W</b>	<b>D</b>	<b>H</b>	<b>W</b>	<b>H</b>				
			IN 23.75	23.5	34.25	20	17	19	19	16				
			MM 603	597	870	508	432	483	483	406				
		<b>RTA 00</b>	1 per carton											

LOCUST







model 2121

STANDARD FEATURES

- Designed for reception and casual work areas.
- Stacks 6 high on floor or FP15 dolly.
- Standard glide is Black polypropylene.
- Standard with soft, durable, Black self-skinned urethane (SSU) armcaps that are warm to the touch.
- Upholstery options: fabric or vinyl only. Vinyl models may feature stitch detail across the seat and/or back cushions, if applicable.

OPTIONAL FEATURES

- Frames are available in textured Sandtex finishes: Black (TBL), Chrome (CHM), Shadow (TSH) or Tungsten (TTU). No upcharge.
- A selection of glide options is available. Glides must be chosen to best suit flooring type and site conditions. For more information, please refer to the glide section (page 341).
- Glides with felt pads (FG) are available for vinyl sheet, cork or laminate flooring, please specify. Add \$43.
- Glides with rubber pads (RG) are available for vinyl, hardwood, laminate, stone or ceramic flooring, please specify. Add \$43.
- Steel cushioned self-leveling glides (B) are available on all models (adds 0.5" to seat height), please specify. Add \$17.

DESCRIPTION	FEATURES	MODEL #	STANDARD TEXTILE GRADES												
			1	2	3	4	5	6	7	8	9	10	11	12	
 <p><b>Stacking Armchair SSU Arms</b> COM: 1 YD   0.91 M Unit weight: 15 LB   6.8 KG Carton weight: 17.67 LB   8.01 KG Carton volume: 13.75 FT<sup>3</sup>   0.38 MT<sup>3</sup></p>	Stacks 6 high on floor or on dolly.	<b>2121</b>	375	407	434	465	516	563	610	651	702	750	815	907	
		<b>OVERALL DIMENSIONS</b>			<b>SEAT DIMENSIONS</b>			<b>BACK DIMENSIONS</b>							
		W D H			W D H			W H							
		IN 23 22 32 MM 584 559 813			19 18 18 483 457 457			19 14 483 356							
		<b>RTA 00</b>	3 per carton (pricing and specifications are for one chair)												
 <p><b>Stacking Chair Armless</b> COM: 1 YD   0.91 M Unit weight: 12 LB   5.5 KG Carton weight: 14.67 LB   6.65 KG Carton volume: 13.75 FT<sup>3</sup>   0.38 MT<sup>3</sup></p>	Stacks 6 high on floor or on dolly.	<b>2122</b>	272	304	331	362	413	460	507	548	599	647	712	804	
		<b>OVERALL DIMENSIONS</b>			<b>SEAT DIMENSIONS</b>			<b>BACK DIMENSIONS</b>							
		W D H			W D H			W H							
		IN 20 22 32 MM 508 559 813			19 18 18 483 457 457			19 14 483 356							
		<b>RTA 00</b>	3 per carton (pricing and specifications are for one chair)												
			List price												
		<b>FP15</b>	188												
 <p><b>Chair Dolly</b> COM: N/A Unit weight: 6.5 LB   2.94 KG Carton weight: 6.5 LB   2.95 KG Carton volume: 1.5 FT<sup>3</sup>   0.04 MT<sup>3</sup></p>			20.25	21.5	3.75	-	-	-	-	-	-	-	-	-	
		<b>OVERALL DIMENSIONS</b>			<b>SEAT DIMENSIONS</b>			<b>BACK DIMENSIONS</b>							
		W D H			W D H			W H							
		IN 20.25 21.5 3.75 MM 514 546 95			-			-							
		<b>RTA 00</b>	courier										1 per carton		
			List price												
		<b>2131</b>	7												
 <p><b>Snap On Ganging Brackets - Set of 2</b> COM: N/A Unit weight: 0.07 LB   N/A KG Carton weight: 0.59 LB   0.27 KG Carton volume: 1 FT<sup>3</sup>   0.02 MT<sup>3</sup></p>			0.87	7.75	1.5	-	-	-	-	-	-	-	-	-	
		<b>OVERALL DIMENSIONS</b>			<b>SEAT DIMENSIONS</b>			<b>BACK DIMENSIONS</b>							
		W D H			W D H			W H							
		IN 0.87 7.75 1.5 MM 22 197 38			-			-							
		<b>RTA 00</b>	courier										Pricing is for the set, specifications are for one bracket		

MARCHE



model 8624 (BCH)








model 8621 (CHM)

STANDARD FEATURES





- A contemporary wood seating series.
- Legs are standard in Black with Black non-marking glides.
- Does not stack.
- Upholstery options: fabric, vinyl or leather. Vinyl and leather models may feature stitch detail across the seat and/or back cushions, if applicable.

OPTIONAL FEATURES

- Wood backs are available in Absolute (AAM), Black (BKM), Cherry (ACM), Cream (WTM), Espresso Cafe (ECM), English Oak (EOM), Fruitwood (TFM), Gray (HGM), Honey (AHM), Mahogany (TMM), Maple (AVM), Medium Walnut (MWM), Night (ASM), Noce Biondo (NBM), Noce Grigio (NGM), Noce Leggero (NEM), Noce Medio (NMM), Shaker Cherry (SKM), Walnut (TWM), White (WHM) and Winter Cherry (WCM). Please specify.
- Optional leg finishes are available: (TTU) Tungsten. No upcharge. (CHM) Chrome. Add \$59. (BCH) Brushed Chrome. Add \$59.

DESCRIPTION	FEATURES	MODEL #	STANDARD TEXTILE GRADES												
			1	2	3	4	5	6	7	8	9	10	11	12	
 <p><b>Side Chair w/Open Wood Back</b> COM: 1 YD   0.91 M Unit weight: 20 LB   9.1 KG Carton weight: 27 LB   12.25 KG Carton volume: 11.25 FT<sup>3</sup>   0.31 MT<sup>3</sup></p> <p>Does not stack.</p>		<b>8621</b>	913	945	972	1003	1054	1101	1148	1189	1240	1288	1353	1445	
			<b>OVERALL DIMENSIONS</b>			<b>SEAT DIMENSIONS</b>			<b>BACK DIMENSIONS</b>						
			<b>W</b>	<b>D</b>	<b>H</b>	<b>W</b>	<b>D</b>	<b>H</b>	<b>W</b>	<b>H</b>					
			IN	20	21	31.5	19	16.5	19	19	12.5				
			MM	508	533	800	483	419	483	483	318				
		<b>RTA 00</b>	1 per carton												
 <p><b>Side Chair w/Closed Upholstered Wood Back</b> COM: 2.25 YD   2.06 M Unit weight: 20 LB   9.1 KG Carton weight: 27 LB   12.25 KG Carton volume: 11.25 FT<sup>3</sup>   0.31 MT<sup>3</sup></p> <p>Does not stack.</p>		<b>8622</b>	969	1041	1102	1172	1286	1392	1498	1590	1705	1813	1959	2166	
			<b>OVERALL DIMENSIONS</b>			<b>SEAT DIMENSIONS</b>			<b>BACK DIMENSIONS</b>						
			<b>W</b>	<b>D</b>	<b>H</b>	<b>W</b>	<b>D</b>	<b>H</b>	<b>W</b>	<b>H</b>					
			IN	20	21	31.5	19	16.5	19	19	12.5				
			MM	508	533	800	483	419	483	483	318				
		<b>RTA 00</b>	1 per carton												
 <p><b>Side Chair w/Closed Wood Back</b> COM: 1 YD   0.91 M Unit weight: 20 LB   9.1 KG Carton weight: 27 LB   12.25 KG Carton volume: 11.25 FT<sup>3</sup>   0.31 MT<sup>3</sup></p> <p>Does not stack.</p>		<b>8624</b>	913	945	972	1003	1054	1101	1148	1189	1240	1288	1353	1445	
			<b>OVERALL DIMENSIONS</b>			<b>SEAT DIMENSIONS</b>			<b>BACK DIMENSIONS</b>						
			<b>W</b>	<b>D</b>	<b>H</b>	<b>W</b>	<b>D</b>	<b>H</b>	<b>W</b>	<b>H</b>					
			IN	20	21	31.5	19	16.5	19	19	12.5				
			MM	508	533	800	483	419	483	483	318				
		<b>RTA 00</b>	1 per carton												
 <p><b>Counter Stool w/Open Wood Back</b> COM: 1 YD   0.91 M Unit weight: 25 LB   11.4 KG Carton weight: 32 LB   14.51 KG Carton volume: 13 FT<sup>3</sup>   0.36 MT<sup>3</sup></p> <p>Does not stack.</p>		<b>8621S26</b>	1217	1249	1276	1307	1358	1405	1452	1493	1544	1592	1657	1749	
			<b>OVERALL DIMENSIONS</b>			<b>SEAT DIMENSIONS</b>			<b>BACK DIMENSIONS</b>						
			<b>W</b>	<b>D</b>	<b>H</b>	<b>W</b>	<b>D</b>	<b>H</b>	<b>W</b>	<b>H</b>					
			IN	20	21	38.5	19	16.5	26	19	12.5				
			MM	508	533	978	483	419	660	483	318				
		<b>RTA 00</b>	1 per carton												
 <p><b>Counter Stool w/Closed Upholstered Wood Back</b> COM: 2.25 YD   2.06 M Unit weight: 25 LB   11.4 KG Carton weight: 32 LB   14.51 KG Carton volume: 13 FT<sup>3</sup>   0.36 MT<sup>3</sup></p> <p>Does not stack.</p>		<b>8622S26</b>	1269	1341	1402	1472	1586	1692	1798	1890	2005	2113	2259	2466	
			<b>OVERALL DIMENSIONS</b>			<b>SEAT DIMENSIONS</b>			<b>BACK DIMENSIONS</b>						
			<b>W</b>	<b>D</b>	<b>H</b>	<b>W</b>	<b>D</b>	<b>H</b>	<b>W</b>	<b>H</b>					
			IN	20	21	38.5	19	16.5	26	19	12.5				
			MM	508	533	978	483	419	660	483	318				
		<b>RTA 00</b>	1 per carton												



DESCRIPTION	FEATURES	MODEL #	STANDARD TEXTILE GRADES											
			1	2	3	4	5	6	7	8	9	10	11	12
 <p><b>Counter Stool w/Closed Wood Back</b>                      COM: 1 YD   0.91 M                      Unit weight: 25 LB   11.4 KG                      Carton weight: 32 LB   14.51 KG                      Carton volume: 13 FT³   0.36 MT³</p>	Does not stack.	<b>8624S26</b>	1217	1249	1276	1307	1358	1405	1452	1493	1544	1592	1657	1749
			<b>OVERALL DIMENSIONS</b>			<b>SEAT DIMENSIONS</b>			<b>BACK DIMENSIONS</b>					
			<b>W</b>	<b>D</b>	<b>H</b>	<b>W</b>	<b>D</b>	<b>H</b>	<b>W</b>	<b>H</b>				
			IN 20 MM 508	21 533	38.5 978	19 483	16.5 419	26 660	19 483	12.5 318				
			<b>RTA 00</b>		1 per carton									
 <p><b>Barstool w/Open Wood Back</b>                      COM: 1 YD   0.91 M                      Unit weight: 30 LB   13.6 KG                      Carton weight: 38 LB   17.24 KG                      Carton volume: 14 FT³   0.39 MT³</p>	Does not stack.	<b>8621S30</b>	1217	1249	1276	1307	1358	1405	1452	1493	1544	1592	1657	1749
			<b>OVERALL DIMENSIONS</b>			<b>SEAT DIMENSIONS</b>			<b>BACK DIMENSIONS</b>					
			<b>W</b>	<b>D</b>	<b>H</b>	<b>W</b>	<b>D</b>	<b>H</b>	<b>W</b>	<b>H</b>				
			IN 20 MM 508	21 533	42.5 1080	19 483	16.5 419	30 762	19 483	12.5 318				
			<b>RTA 00</b>		1 per carton									
 <p><b>Barstool w/Closed Upholstered Wood Back</b>                      COM: 2.25 YD   2.06 M                      Unit weight: 30 LB   13.6 KG                      Carton weight: 38 LB   17.24 KG                      Carton volume: 14 FT³   0.39 MT³</p>	Does not stack.	<b>8622S30</b>	1269	1341	1402	1472	1586	1692	1798	1890	2005	2113	2259	2466
			<b>OVERALL DIMENSIONS</b>			<b>SEAT DIMENSIONS</b>			<b>BACK DIMENSIONS</b>					
			<b>W</b>	<b>D</b>	<b>H</b>	<b>W</b>	<b>D</b>	<b>H</b>	<b>W</b>	<b>H</b>				
			IN 20 MM 508	21 533	42.5 1080	19 483	16.5 419	30 762	19 483	12.5 318				
			<b>RTA 00</b>		1 per carton									
 <p><b>Barstool w/Closed Wood Back</b>                      COM: 1 YD   0.91 M                      Unit weight: 30 LB   13.6 KG                      Carton weight: 38 LB   17.24 KG                      Carton volume: 14 FT³   0.39 MT³</p>	Does not stack.	<b>8624S30</b>	1217	1249	1276	1307	1358	1405	1452	1493	1544	1592	1657	1749
			<b>OVERALL DIMENSIONS</b>			<b>SEAT DIMENSIONS</b>			<b>BACK DIMENSIONS</b>					
			<b>W</b>	<b>D</b>	<b>H</b>	<b>W</b>	<b>D</b>	<b>H</b>	<b>W</b>	<b>H</b>				
			IN 20 MM 508	21 533	42.5 1080	19 483	16.5 419	30 762	19 483	12.5 318				
			<b>RTA 00</b>		1 per carton									

MAYNE



model 8335T





model 8336T

STANDARD FEATURES

- Mayne offers classic styling and value in a finely crafted wood framed side chair.
- Frame construction is beechwood.
- Legs are equipped with White non-marking polypropylene glides. Suitable for both carpet and hard surface flooring.
- Offered in two back styles: upholstered back or vertical wood slat.
- Does not stack.
- Upholstery options: fabric, vinyl or leather. Vinyl and leather models may feature stitch detail across the seat and/or back cushions, if applicable.

OPTIONAL FEATURES

- Wood frame are available in Absolute (AAM), Black (BKM), Cherry (ACM), Espresso Cafe (ECM), English Oak (EOM), Fruitwood (TFM), Gray (HGM), Honey (AHM), Mahogany (TMM), Maple (AVM), Medium Walnut (MWM), Natural Walnut (NLW), Night (ASM), Noce Biondo (NBM), Noce Grigio (NGM), Noce Leggero (NEM), Noce Medio (NMM), Shaker Cherry (SKM), Walnut (TWM), WC Cream (WTM), White (WHM) and Winter Cherry (WCM). Please specify.

DESCRIPTION	FEATURES	MODEL #	STANDARD TEXTILE GRADES												
			1	2	3	4	5	6	7	8	9	10	11	12	
 <p><b>Upholstered Armchair</b> COM: 1 YD   0.91 M Unit weight: 21 LB   9.5 KG Carton weight: 27 LB   12.25 KG Carton volume: 14.75 FT<sup>3</sup>   0.41 MT<sup>3</sup></p>	<p>Does not stack.</p> <p>Ergonomic features: M, N</p>	<p><b>8335T</b></p>	1129	1161	1188	1219	1270	1317	1364	1405	1456	1504	1569	1661	
			<p><b>OVERALL DIMENSIONS</b></p>			<p><b>SEAT DIMENSIONS</b></p>			<p><b>BACK DIMENSIONS</b></p>						
			W	D	H	W	D	H	W	H					
			IN	23	24.5	33	20.5	18	18.5	19	14				
MM	584	622	838	521	457	470	483	356							
 <p><b>Vertical Wood Slat Armchair</b> COM: 1 YD   0.91 M Unit weight: 19 LB   8.6 KG Carton weight: 25 LB   11.34 KG Carton volume: 14.75 FT<sup>3</sup>   0.41 MT<sup>3</sup></p>	<p>Does not stack.</p> <p>Ergonomic features: M, N</p>	<p><b>8336T</b></p>	1107	1139	1166	1197	1248	1295	1342	1383	1434	1482	1547	1639	
			<p><b>OVERALL DIMENSIONS</b></p>			<p><b>SEAT DIMENSIONS</b></p>			<p><b>BACK DIMENSIONS</b></p>						
			W	D	H	W	D	H	W	H					
			IN	23	24.5	33	20.5	18	18.5	19	14				
MM	584	622	838	521	457	470	483	356							

MODA



model 6961

Moda Stacking Chairs



For Moda stacking chairs, see page 159.

STANDARD FEATURES

- Moda is an upscale, classic looking multi-purpose product, ideal for conference rooms, training, break out and collaboration areas as well as light-use tasking.
- Chairs are molded with a one-piece shell. Available in Night (**BLK**), Cloud (**IVC**) or Shadow (**SHW**).
- Chair frame consists of a polished aluminum chassis on four steel legs in a durable Chrome finish.
- Standard with nylon glides (**N1**), suitable for carpet, rubber or concrete flooring.
- Upholstery options: fabric, vinyl or leather. Vinyl and leather models may feature stitch detail across the seat and/or back cushions, if applicable.

OPTIONAL FEATURES



- All models are available with optional armcaps in Black self-skinned urethane (**SSU**), in Black, Clear Grey or White finish plastic, or in Butternut, Ebony or Walnut woodgrain to match leg finishes.
- Model 6961 armcaps can also be upholstered in the matching fabric, vinyl or leather.
- Adjustable swivel glides (**SL**) are available for uneven floors, please specify.
- Glides with felt pads (**FG**) are available for vinyl sheet, cork or laminate flooring, please specify. Add \$17.
- Glides with rubber pads (**RG**) are available for vinyl sheet, hardwood, laminate, stone or ceramic flooring, please specify. Add \$17.

Please add option codes in the following order:

- **Model number**  
**6960** Armchair  
**6961** Armchair w/upholstered seat
- **Textile**  
Specify textile code for seat (model 6961 only).
- **Shell finish** (no upcharge)  
**(BLK)** Night  
**(IVC)** Cloud  
**(SHW)** Shadow
- **Armcap finish**  
**(NC)** No armcaps.  
**(GC)** Clear Grey plastic. Add \$24.  
**(H3)** Black plastic. Add \$24.  
**(H4)** White plastic. Add \$24.  
**(SS)** Black SSU. Add \$47.  
**(BT)** Butternut woodgrain plastic. Add \$96.  
**(EB)** Ebony woodgrain plastic. Add \$96.  
**(WU)** Walnut woodgrain plastic. Add \$96.  
**(UP)** Upholstered (matches seat, model 6961 only). Add \$54.
- **Leg finish**  
**(CHM)** Chrome. No upcharge.  
**(TBL)** Black. Add \$72.  
**(TTU)** Tungsten. Add \$72.  
**(BT)** Butternut woodgrain. Add \$149.  
**(EB)** Ebony woodgrain. Add \$149.  
**(WU)** Walnut woodgrain. Add \$149.
- **Glide style** (no upcharge)  
**(ST)** Fixed.  
**(SL)** Adjustable swivel.
- **Glide type**  
**(N1)** Standard nylon. No upcharge.  
**(FG)** Felt. Add \$17.  
**(RG)** Rubber. Add \$17.

EXAMPLE MODA FOUR-LEGGED CHAIR ORDER CODE:

6961	-HD05	-IVC	-NC	-CHM	-ST	-N1
Model #	Textile	Shell	Armcaps	Legs	Glide style	Glide type

DESCRIPTION	FEATURES	MODEL #	STANDARD TEXTILE GRADES												
 <p><b>Four-Legged Armchair</b>                      COM: N/A                      Unit weight: 16 LB   7.3 KG                      Carton weight: 25 LB   11.34 KG                      Carton volume: 17.5 FT³   0.49 MT³</p>	Polypropylene seat & back.	6960	List price												
		6960	690												
					OVERALL DIMENSIONS			SEAT DIMENSIONS			BACK DIMENSIONS				
			W	D	H	W	D	H	W	H					
			IN 25	25	31	20.5	18	16	20	15					
			MM 635	635	787	521	457	406	508	381					
			RTA 00			1 per carton									
			1	2	3	4	5	6	7	8	9	10	11	12	
			6961	812	836	856	880	918	953	988	1019	1057	1093	1142	1211
 <p><b>Four-Legged Armchair</b>                      COM: 0.75 YD   0.69 M                      Unit weight: 19 LB   8.6 KG                      Carton weight: 28 LB   12.7 KG                      Carton volume: 17.5 FT³   0.49 MT³</p>	Upholstered seat/polypropylene back.	6961	List price												
		6961	690												
					OVERALL DIMENSIONS			SEAT DIMENSIONS			BACK DIMENSIONS				
			W	D	H	W	D	H	W	H					
			IN 25	25	31	20.5	18	16.5	20	14.5					
			MM 635	635	787	521	457	419	508	368					
			RTA 00			1 per carton									

MODA



model 6962

Moda Four-Legged Chairs



For Moda four-legged chairs, please see page 158.

STANDARD FEATURES

- Moda is an upscale, classic looking multi-purpose product, ideal for conference rooms, training, break out and collaboration areas as well as light-use tasking.
- Chairs are molded with a one-piece shell. Available in Night (**BLK**), Cloud (**IVC**) or Shadow (**SHW**).
- Chair frame consists of 0.5" diameter solid steel rod available exclusively in a durable Chrome finish.
- Chairs can be ganged together using ganging clamp set 6970, providing min. 0.25" space between chairs.
- Standard with shell-matching nylon glides (**N1**), suitable for carpet, rubber or concrete flooring.
- Upholstery options: fabric, vinyl or leather. Vinyl and leather models may feature stitch detail across the seat and/or back cushions, if applicable.

OPTIONAL FEATURES



- All models are available with optional armcaps in Black self-skinned urethane (SSU), or in Black, Clear Grey or White finish plastic.
- Model 6963 armcaps can also be upholstered in the matching fabric, vinyl or leather.
- Glides with felt pads (**FG**) are available for vinyl sheet, cork or laminate flooring, please specify. Add \$17.
- Glides with rubber pads (**RG**) are available for vinyl sheet, hardwood, laminate, stone or ceramic flooring, please specify. Add \$17.

Please add option codes in the following order:

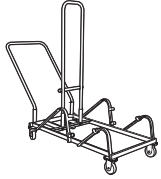
- **Model number**  
**6962** Armchair  
**6963** Armchair w/upholstered seat
- **Textile**  
Specify textile code for seat (model 6963 only).
- **Shell finish** (no upcharge)  
**(BLK)** Night  
**(IVC)** Cloud  
**(SHW)** Shadow
- **Glides**  
**(N1)** Standard nylon. No upcharge.  
**(FG)** Felt. Add \$17.  
**(RG)** Rubber. Add \$17.
- **Armcap finish**  
**(NC)** No armcaps.  
**(SS)** Black SSU. Add \$47.  
**(GC)** Clear Grey plastic. Add \$24.  
**(H3)** Black plastic. Add \$24.  
**(H4)** White plastic. Add \$24.  
**(UP)** Upholstered (matches seat, model 6963 only). Add \$54.

EXAMPLE MODA STACKING CHAIR ORDER CODE:

6963	-HD05	-IVC	-N1	-NC
Model #	Textile	Shell	Glides	Armcaps

DESCRIPTION	FEATURES	MODEL #	STANDARD TEXTILE GRADES																																				
 <p><b>Armchair, Sled Base</b>                      COM: N/A                      Unit weight: 16 LB   7.3 KG                      Carton weight: 20.5 LB   9.3 KG                      Carton volume: 17.5 FT³   0.49 MT³</p>	Polypropylene seat & back.  Stacks 5 high on floor. Stacks 14 high on dolly.	List price																																					
		<b>6962</b>	596																																				
				<b>OVERALL DIMENSIONS</b> W D H IN 25 25 31 MM 635 635 787			<b>SEAT DIMENSIONS</b> W D H IN 20.5 18 16 MM 521 457 406			<b>BACK DIMENSIONS</b> W H IN 20 15 MM 508 381																													
		<b>RTA 00</b>	2 per carton (pricing and specifications are for one chair)																																				
 <p><b>Armchair, Sled Base</b>                      COM: 0.75 YD   0.69 M                      Unit weight: 19 LB   8.6 KG                      Carton weight: 23.5 LB   10.66 KG                      Carton volume: 17.5 FT³   0.49 MT³</p>	Upholstered seat/polypropylene back.  Stacks 4 high on floor. Stacks 8 high on dolly.	<table border="1"> <tr> <td></td> <td>1</td> <td>2</td> <td>3</td> <td>4</td> <td>5</td> <td>6</td> <td>7</td> <td>8</td> <td>9</td> <td>10</td> <td>11</td> <td>12</td> </tr> <tr> <td><b>6963</b></td> <td>716</td> <td>740</td> <td>760</td> <td>784</td> <td>822</td> <td>857</td> <td>892</td> <td>923</td> <td>961</td> <td>997</td> <td>1046</td> <td>1115</td> </tr> </table>													1	2	3	4	5	6	7	8	9	10	11	12	<b>6963</b>	716	740	760	784	822	857	892	923	961	997	1046	1115
			1	2	3	4	5	6	7	8	9	10	11	12																									
		<b>6963</b>	716	740	760	784	822	857	892	923	961	997	1046	1115																									
		<b>OVERALL DIMENSIONS</b> W D H IN 25 25 31 MM 635 635 787			<b>SEAT DIMENSIONS</b> W D H IN 20.5 18 16.5 MM 521 457 419			<b>BACK DIMENSIONS</b> W H IN 20 14.5 MM 508 368																															
		<b>RTA 00</b>	2 per carton (pricing and specifications are for one chair)																																				

DESCRIPTION	FEATURES	MODEL#	STANDARD TEXTILE GRADES
-------------	----------	--------	-------------------------



**Medium Density Dolly**

COM: N/A

Unit weight: 43 LB | 19.5 KG

Carton weight: 60 LB | 27.22 KG

Carton volume: 13.25 FT³ | 0.37 MT³

Can stack chairs up to 14 high.  
For upholstered models, can stack chairs up to 8 high.

List price							
6969	923						
OVERALL DIMENSIONS			SEAT DIMENSIONS			BACK DIMENSIONS	
W	D	H	W	D	H	W	H
IN 25	63	36.75	-	-	-	-	-
MM 635	1600	933	-	-	-	-	-
RTA 1		1 per carton					




**Ganging Clamps - Set of 2**

COM: N/A

Unit weight: 0.13 LB | 0.1 KG

Carton weight: 0.3 LB | 0.14 KG

Carton volume: 0.3 FT³ | 0.01 MT³

List price							
6970	42						
OVERALL DIMENSIONS			SEAT DIMENSIONS			BACK DIMENSIONS	
W	D	H	W	D	H	W	H
IN 3	1.5	0.75	-	-	-	-	-
MM 76	38	19	-	-	-	-	-
RTA 00		 Pricing is for the set, specifications are for one clamp					

POPCORN



model 6711



model 6712



Hand Hold Feature



model 6743TR

	Popcorn Chair Stacking Capability		Popcorn Stool Stacking Capability	
	Stacking on floor	Stacking on dolly	Stacking on floor	Stacking on dolly
<b>Armless</b>				
Polypropylene seat	up to 10 high	up to 34 high	up to 8 high	N/A
Upholstered seat	up to 8 high	up to 15 high	up to 8 high	N/A
<b>With Arms</b>				
Polypropylene seat	up to 10 high	up to 34 high	up to 8 high	N/A
Upholstered seat	up to 8 high	up to 15 high	up to 8 high	N/A

STANDARD FEATURES

- Popcorn is a high quality stacking chair, ideal for multi-purpose stack applications within corporate, government and healthcare facilities.
- Chair frame is constructed of 0.5" diameter solid steel rod available exclusively in a durable Chrome finish. There is no crossbar to interfere with feet or leg positions.
- Chairs are "wall safe". Rear legs hit the baseboard first leaving clearance between the back of the chair and the wall, saving both the chair and the wall from damage.
- Upper back features a cut-out hand hold to assist in stacking and transportation.
- Seat and back consists of a one-piece polypropylene shell for strength and ease of cleaning and disinfecting.
- Chairs can be ganged together using ganging clamp set 6626, providing no space between armchair models and 5" space between armless models.
- Chrome frame without glides is standard and suitable for cork, rubberized and carpeted floors.
- Task chairs are standard with five prong, injection molded, fiberglass reinforced nylon Black spider base and dual wheel carpet casters (C1).
- Task chairs are available with a tablet. Tablet arms are extremely rugged, suitable for armed forces and student use. Tablet hinges up to allow ease of egress. Tablet slides forward and back to accommodate any body size comfortably.
- Standard tablet (D8) size is 18"D x 14.5"W and is made of Black polymer. Tablets are attached at the left or right (as seated) of the task chair.
- Upholstery options: fabric, vinyl or leather. Vinyl and leather models may feature stitch detail across the seat and/or back cushions, if applicable.
- Upholstered models are equipped with a smooth Black shroud underneath the seat to help prevent frame imprints on the lower chair while stacked.
- Popcorn beam seating consists of upper seat units (6717, 6719) including mounting brackets and all hardware necessary for attachment to beam.
- For all beam components, tables and a complete list of available upper seat units, see Beam Seating series.

OPTIONAL FEATURES

- Polypropylene shell and coordinating arms are available in 14 designer colors: Buzz Blue (BZB), Cactus (CCT), Carrot (CRO), Cloud (IVC), Dijon (DJN), Eggplant (EGP), Fog (FOG), Frost (FRO), Ink (INK), Latte (LAB), Night (BLK), Sand (SND), Scarlet (SAR) and Shadow (SHW). Please specify.
- An optional 18.5"D x 18.5"W high pressure laminate writing tablet is available. The core is hardwood veneer plywood with a radiused edge and finished in clear lacquer. This writing tablet is offered in the following finishes: Black (BLK), Clear Maple (CMB), Designer White (DWT) and Noce Grigio (NGL). Please specify. Add \$68.
- For hard surface flooring casters on task chairs, please specify (C9R). Add \$21.
- A selection of glide options is available. Glides must be chosen to best suit flooring type and site conditions. For more information, please refer to the glide section (page 341).
- Clear polycarbonate glides (CG) are available for carpet, rubber or concrete flooring, please specify. Add \$9.
- Glides with stainless steel pads (SG) are available for carpet or rubber flooring, please specify. Add \$19.
- Glides with felt pads (FG) are available for vinyl sheet, cork or laminate flooring, please specify. Add \$19.
- Glides with rubber pads (RG) are available for vinyl, hardwood, laminate, stone or ceramic flooring, please specify. Add \$19.

DESCRIPTION FEATURES MODEL # STANDARD TEXTILE GRADES



**Armchair**  
COM: N/A  
Unit weight: 21 LB | 9.5 KG  
Carton weight: 23.5 LB | 10.66 KG  
Carton volume: 23 FT³ | 0.65 MT³

Polypropylene seat & back.  
Stacks 10 high on floor.  
Stacks 34 high on dolly.

List price	
6710	302

	OVERALL DIMENSIONS			SEAT DIMENSIONS			BACK DIMENSIONS	
	W	D	H	W	D	H	W	H
IN	24.5	23.5	32.5	18	18	16.5	19.5	16
MM	622	597	826	457	457	419	495	406

RTA 00

4 per carton (pricing and specifications are for one chair)



**Armless Chair**  
COM: N/A  
Unit weight: 15 LB | 6.8 KG  
Carton weight: 17.25 LB | 7.82 KG  
Carton volume: 17 FT³ | 0.48 MT³






Polypropylene seat & back.  
Stacks 10 high on floor.  
Stacks 34 high on dolly.






List price	
6711	223

	OVERALL DIMENSIONS			SEAT DIMENSIONS			BACK DIMENSIONS	
	W	D	H	W	D	H	W	H
IN	20	23.5	32.5	18	18	16.5	19.5	16
MM	508	597	826	457	457	419	495	406










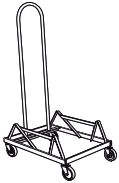






RTA 00


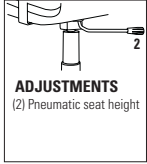

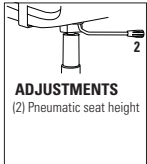

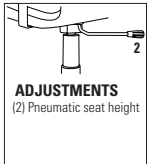
4 per carton (pricing and specifications are for one chair)

DESCRIPTION	FEATURES	MODEL#	STANDARD TEXTILE GRADES											
			1	2	3	4	5	6	7	8	9	10	11	12
 <p><b>Armchair</b> COM: 0.75 YD   0.69 M Unit weight: 22 LB   10 KG Carton weight: 25.25 LB   11.45 KG Carton volume: 26.75 FT³   0.75 MT³</p>	Upholstered seat/polypropylene back.  Stacks 8 high on floor. Stacks 15 high on dolly.	<b>6712</b>	397	421	441	465	503	538	573	604	642	678	727	796
			<b>OVERALL DIMENSIONS</b>			<b>SEAT DIMENSIONS</b>			<b>BACK DIMENSIONS</b>					
			<b>W</b>	<b>D</b>	<b>H</b>	<b>W</b>	<b>D</b>	<b>H</b>	<b>W</b>	<b>H</b>				
			IN 24.5	23.5	32.5	18	18	17	19.5	15.5				
			MM 622	597	826	457	457	432	495	394				
			<b>RTA 00</b> 4 per carton (pricing and specifications are for one chair)											
 <p><b>Armless Chair</b> COM: 0.75 YD   0.69 M Unit weight: 16 LB   7.3 KG Carton weight: 19.25 LB   8.73 KG Carton volume: 19.25 FT³   0.54 MT³</p>	Upholstered seat/polypropylene back.  Stacks 8 high on floor. Stacks 15 high on dolly.	<b>6713</b>	317	341	361	385	423	458	493	524	562	598	647	716
			<b>OVERALL DIMENSIONS</b>			<b>SEAT DIMENSIONS</b>			<b>BACK DIMENSIONS</b>					
			<b>W</b>	<b>D</b>	<b>H</b>	<b>W</b>	<b>D</b>	<b>H</b>	<b>W</b>	<b>H</b>				
			IN 20	23.5	32.5	18	18	17	19.5	15.5				
			MM 508	597	826	457	457	432	495	394				
			<b>RTA 00</b> 4 per carton (pricing and specifications are for one chair)											
 <p><b>Bar Stool w/Arms</b> COM: N/A Unit weight: 25 LB   11.4 KG Carton weight: 29.5 LB   13.38 KG Carton volume: 18.25 FT³   0.51 MT³</p>	Polypropylene seat & back.  Stacks 8 high on floor.	List price												
		<b>6710BS</b>	499											
		<b>OVERALL DIMENSIONS</b>			<b>SEAT DIMENSIONS</b>			<b>BACK DIMENSIONS</b>						
		<b>W</b>	<b>D</b>	<b>H</b>	<b>W</b>	<b>D</b>	<b>H</b>	<b>W</b>	<b>H</b>					
		IN 24.5	25.5	44.5	18	18	29	19.5	16					
MM 622	648	1130	457	457	737	495	406							
			<b>RTA 00</b> 2 per carton (pricing and specifications are for one chair)											
 <p><b>Counter Stool w/Arms</b> COM: N/A Unit weight: 20 LB   9.1 KG Carton weight: 25.25 LB   11.45 KG Carton volume: 24 FT³   0.67 MT³</p>	Polypropylene seat & back.  Stacks 8 high on floor.	List price												
		<b>6710CS</b>	468											
		<b>OVERALL DIMENSIONS</b>			<b>SEAT DIMENSIONS</b>			<b>BACK DIMENSIONS</b>						
		<b>W</b>	<b>D</b>	<b>H</b>	<b>W</b>	<b>D</b>	<b>H</b>	<b>W</b>	<b>H</b>					
		IN 24.5	25.5	40.5	18	18	24	19.5	16					
MM 622	648	1029	457	457	610	495	406							
			<b>RTA 00</b> 2 per carton (pricing and specifications are for one chair)											
 <p><b>Armless Bar Stool</b> COM: N/A Unit weight: 23 LB   10.5 KG Carton weight: 27.5 LB   12.47 KG Carton volume: 18.25 FT³   0.51 MT³</p>	Polypropylene seat & back.  Stacks 8 high on floor.	List price												
		<b>6711BS</b>	418											
		<b>OVERALL DIMENSIONS</b>			<b>SEAT DIMENSIONS</b>			<b>BACK DIMENSIONS</b>						
		<b>W</b>	<b>D</b>	<b>H</b>	<b>W</b>	<b>D</b>	<b>H</b>	<b>W</b>	<b>H</b>					
		IN 20	25.5	44.5	18	18	29	19.5	16					
MM 508	648	1130	457	457	737	495	406							
			<b>RTA 00</b> 2 per carton (pricing and specifications are for one chair)											

DESCRIPTION	FEATURES	MODEL#	STANDARD TEXTILE GRADES											
 <p><b>Armless Counter Stool</b> COM: N/A Unit weight: 18 LB   8.2 KG Carton weight: 22.5 LB   10.21 KG Carton volume: 18.25 FT³   0.51 MT³</p>	<p>Polypropylene seat &amp; back.  Stacks 8 high on floor.</p>	List price												
		<b>6711CS</b>	386											
		<b>OVERALL DIMENSIONS</b>			<b>SEAT DIMENSIONS</b>			<b>BACK DIMENSIONS</b>						
		W	D	H	W	D	H	W	H					
IN	20	25.5	40.5	18	18	24	19.5	16						
MM	508	648	1029	457	457	610	495	406						
		<b>RTA 00</b>	2 per carton (pricing and specifications are for one chair)											
 <p><b>Bar Stool w/Arms</b> COM: 0.75 YD   0.69 M Unit weight: 27 LB   12.3 KG Carton weight: 30 LB   13.61 KG Carton volume: 21.5 FT³   0.6 MT³</p>	<p>Upholstered seat/polypropylene back.  Stacks 8 high on floor.</p>	1 2 3 4 5 6 7 8 9 10 11 12												
		<b>6712BS</b>	593	617	637	661	699	734	769	800	838	874	923	992
		<b>OVERALL DIMENSIONS</b>			<b>SEAT DIMENSIONS</b>			<b>BACK DIMENSIONS</b>						
		W	D	H	W	D	H	W	H					
IN	24.5	25.5	44.5	18	18	29.5	19.5	16						
MM	622	648	1130	457	457	749	495	406						
		<b>RTA 00</b>	2 per carton (pricing and specifications are for one chair)											
 <p><b>Counter Stool w/Arms</b> COM: 0.75 YD   0.69 M Unit weight: 22 LB   10 KG Carton weight: 26 LB   11.79 KG Carton volume: 21.5 FT³   0.6 MT³</p>	<p>Upholstered seat/polypropylene back.  Stacks 8 high on floor.</p>	1 2 3 4 5 6 7 8 9 10 11 12												
		<b>6712CS</b>	562	586	606	630	668	703	738	769	807	843	892	961
		<b>OVERALL DIMENSIONS</b>			<b>SEAT DIMENSIONS</b>			<b>BACK DIMENSIONS</b>						
		W	D	H	W	D	H	W	H					
IN	24.5	25.5	40.5	18	18	24.5	19.5	16						
MM	622	648	1029	457	457	622	495	406						
		<b>RTA 00</b>	2 per carton (pricing and specifications are for one chair)											
 <p><b>Armless Bar Stool</b> COM: 0.75 YD   0.69 M Unit weight: 25 LB   11.4 KG Carton weight: 29.5 LB   13.38 KG Carton volume: 18.25 FT³   0.51 MT³</p>	<p>Upholstered seat/polypropylene back.  Stacks 8 high on floor.</p>	1 2 3 4 5 6 7 8 9 10 11 12												
		<b>6713BS</b>	514	538	558	582	620	655	690	721	759	795	844	913
		<b>OVERALL DIMENSIONS</b>			<b>SEAT DIMENSIONS</b>			<b>BACK DIMENSIONS</b>						
		W	D	H	W	D	H	W	H					
IN	20	25.5	44.5	18	18	29.5	19.5	16						
MM	508	648	1130	457	457	749	495	406						
		<b>RTA 00</b>	2 per carton (pricing and specifications are for one chair)											
 <p><b>Armless Counter Stool</b> COM: 0.75 YD   0.69 M Unit weight: 20 LB   9.1 KG Carton weight: 24.5 LB   11.11 KG Carton volume: 18.25 FT³   0.51 MT³</p>	<p>Upholstered seat/polypropylene back.  Stacks 8 high on floor.</p>	1 2 3 4 5 6 7 8 9 10 11 12												
		<b>6713CS</b>	480	504	524	548	586	621	656	687	725	761	810	879
		<b>OVERALL DIMENSIONS</b>			<b>SEAT DIMENSIONS</b>			<b>BACK DIMENSIONS</b>						
		W	D	H	W	D	H	W	H					
IN	20	25.5	40.5	18	18	24.5	19.5	16						
MM	508	648	1029	457	457	622	495	406						
		<b>RTA 00</b>	2 per carton (pricing and specifications are for one chair)											



DESCRIPTION	FEATURES	MODEL#	STANDARD TEXTILE GRADES																																		
 <p><b>Armless Seat Unit</b> COM: N/A Unit weight: 17 LB   7.7 KG Carton weight: 19 LB   8.62 KG Carton volume: 6.5 FT<sup>3</sup>   0.18 MT<sup>3</sup></p>	<p>Polypropylene seat &amp; back. Use with beam.</p>	<p><b>6717</b></p>	List price																																		
			328																																		
			OVERALL DIMENSIONS			SEAT DIMENSIONS			BACK DIMENSIONS																												
			W	D	H	W	D	H	W	H																											
IN 20	21	18	18	18	-	19.5	16																														
MM 508	533	457	457	457	-	495	406																														
						2 per carton (pricing and specifications are for one chair)																															
<table border="1"> <tr> <td></td><td>1</td><td>2</td><td>3</td><td>4</td><td>5</td><td>6</td><td>7</td><td>8</td><td>9</td><td>10</td><td>11</td><td>12</td> </tr> <tr> <td><b>6719</b></td><td>423</td><td>447</td><td>467</td><td>491</td><td>529</td><td>564</td><td>599</td><td>630</td><td>668</td><td>704</td><td>753</td><td>822</td> </tr> </table>													1	2	3	4	5	6	7	8	9	10	11	12	<b>6719</b>	423	447	467	491	529	564	599	630	668	704	753	822
	1	2	3	4	5	6	7	8	9	10	11	12																									
<b>6719</b>	423	447	467	491	529	564	599	630	668	704	753	822																									
 <p><b>Armless Seat Unit</b> COM: 0.75 YD   0.69 M Unit weight: 18 LB   8.2 KG Carton weight: 20 LB   9.07 KG Carton volume: 6.5 FT<sup>3</sup>   0.18 MT<sup>3</sup></p>	<p>Upholstered seat/polypropylene back. Use with beam.</p>	<p><b>6719</b></p>	List price																																		
			825																																		
			OVERALL DIMENSIONS			SEAT DIMENSIONS			BACK DIMENSIONS																												
			W	D	H	W	D	H	W	H																											
IN 20	21	18	18	18	-	19.5	16																														
MM 508	533	457	457	457	-	495	406																														
						2 per carton (pricing and specifications are for one chair)																															
 <p><b>Medium Density Dolly</b> COM: N/A Unit weight: 24 LB   10.9 KG Carton weight: 29 LB   13.15 KG Carton volume: 9 FT<sup>3</sup>   0.25 MT<sup>3</sup></p>	<p>For upholstered models. Can stack chairs up to 15 high. Fits through standard 80" door frame.</p>	<p><b>6714</b></p>	List price																																		
			825																																		
			OVERALL DIMENSIONS			SEAT DIMENSIONS			BACK DIMENSIONS																												
			W	D	H	W	D	H	W	H																											
IN 23	31	18.5	-	-	-	-	-																														
MM 584	787	470	-	-	-	-	-																														
						1 per carton																															
 <p><b>High Density Dolly</b> COM: N/A Unit weight: 30 LB   13.6 KG Carton weight: 36 LB   16.33 KG Carton volume: 5.5 FT<sup>3</sup>   0.15 MT<sup>3</sup></p>	<p>For polypropylene models. Can stack chairs up to 34 high. Fits through standard 80" door frame.</p>	<p><b>6715</b></p>	List price																																		
			825																																		
			OVERALL DIMENSIONS			SEAT DIMENSIONS			BACK DIMENSIONS																												
			W	D	H	W	D	H	W	H																											
IN 21.37	31.75	51.75	-	-	-	-	-																														
MM 543	806	1314	-	-	-	-	-																														
						1 per carton																															
  <p><b>Ganging Clamps - Set of 2</b> COM: N/A Unit weight: 0.25 LB   0.1 KG Carton weight: 0.3 LB   0.14 KG Carton volume: 0.04 FT<sup>3</sup>   0.001 MT<sup>3</sup></p>		<p><b>6626</b></p>	List price																																		
			21																																		
			OVERALL DIMENSIONS			SEAT DIMENSIONS			BACK DIMENSIONS																												
			W	D	H	W	D	H	W	H																											
IN 1	6.5	0.75	-	-	-	-	-																														
MM 25	165	19	-	-	-	-	-																														
						2 per carton (pricing is for the set, specifications are for one bracket)																															

DESCRIPTION	FEATURES	MODEL#	STANDARD TEXTILE GRADES																																				
 <p><b>Armless Task</b> COM: N/A Unit weight: 24 LB   10.9 KG Carton weight: 33 LB   14.97 KG Carton volume: 17.5 FT<sup>3</sup>   0.49 MT<sup>3</sup></p>	 <p><b>ADJUSTMENTS</b> (2) Pneumatic seat height</p>	List price																																					
		6741	455																																				
		<b>OVERALL DIMENSIONS</b>			<b>SEAT DIMENSIONS</b>			<b>BACK DIMENSIONS</b>																															
			W	D	H	W	D	H	W	H																													
IN	20	23	30.5	18	18	15.5	19.5	16																															
MM	508	584	775	457	457	394	495	406																															
	<div style="display: flex; align-items: center;"> <div style="border: 1px solid black; padding: 2px; margin-right: 5px;">RTA 00</div> <span>1 per carton</span> </div>																																						
 <p><b>Armless Task</b> COM: 0.75 YD   0.69 M Unit weight: 26 LB   11.8 KG Carton weight: 33 LB   14.97 KG Carton volume: 14.25 FT<sup>3</sup>   0.4 MT<sup>3</sup></p>	 <p><b>ADJUSTMENTS</b> (2) Pneumatic seat height</p>	<table border="1"> <thead> <tr> <th></th> <th>1</th> <th>2</th> <th>3</th> <th>4</th> <th>5</th> <th>6</th> <th>7</th> <th>8</th> <th>9</th> <th>10</th> <th>11</th> <th>12</th> </tr> </thead> <tbody> <tr> <td>6743</td> <td>551</td> <td>575</td> <td>595</td> <td>619</td> <td>657</td> <td>692</td> <td>727</td> <td>758</td> <td>796</td> <td>832</td> <td>881</td> <td>950</td> </tr> </tbody> </table>													1	2	3	4	5	6	7	8	9	10	11	12	6743	551	575	595	619	657	692	727	758	796	832	881	950
			1	2	3	4	5	6	7	8	9	10	11	12																									
		6743	551	575	595	619	657	692	727	758	796	832	881	950																									
		<b>OVERALL DIMENSIONS</b>			<b>SEAT DIMENSIONS</b>			<b>BACK DIMENSIONS</b>																															
	W	D	H	W	D	H	W	H																															
IN	20	23	30.5	18	18	16	19.5	16																															
MM	508	584	775	457	457	406	495	406																															
	<div style="display: flex; align-items: center;"> <div style="border: 1px solid black; padding: 2px; margin-right: 5px;">RTA 00</div> <span>1 per carton</span> </div>																																						
 <p><b>Armless Task w/Tablet</b> COM: 0.75 YD   0.69 M Unit weight: 35 LB   15.9 KG Carton weight: 44 LB   19.96 KG Carton volume: 17.5 FT<sup>3</sup>   0.49 MT<sup>3</sup></p>	 <p><b>ADJUSTMENTS</b> (2) Pneumatic seat height</p>	<table border="1"> <thead> <tr> <th></th> <th>1</th> <th>2</th> <th>3</th> <th>4</th> <th>5</th> <th>6</th> <th>7</th> <th>8</th> <th>9</th> <th>10</th> <th>11</th> <th>12</th> </tr> </thead> <tbody> <tr> <td>6743TR 6743TL</td> <td>830</td> <td>854</td> <td>874</td> <td>898</td> <td>936</td> <td>971</td> <td>1006</td> <td>1037</td> <td>1075</td> <td>1111</td> <td>1160</td> <td>1229</td> </tr> </tbody> </table>													1	2	3	4	5	6	7	8	9	10	11	12	6743TR 6743TL	830	854	874	898	936	971	1006	1037	1075	1111	1160	1229
			1	2	3	4	5	6	7	8	9	10	11	12																									
		6743TR 6743TL	830	854	874	898	936	971	1006	1037	1075	1111	1160	1229																									
		<b>OVERALL DIMENSIONS</b>			<b>SEAT DIMENSIONS</b>			<b>BACK DIMENSIONS</b>																															
	W	D	H	W	D	H	W	H																															
IN	24.75	26	30.5	18	18	16	19.5	16																															
MM	629	660	775	457	457	406	495	406																															
	<div style="display: flex; align-items: center;"> <div style="border: 1px solid black; padding: 2px; margin-right: 5px;">RTA 00</div> <span>1 per carton</span> </div>																																						

REBOUND



model R5APU

model R5CSAPU

	Rebound Chair Stacking Capability		Rebound Stools Stacking Capability
	Stacks on floor	Stacks on dolly (RDOL)	Stacks on floor only
<b>Four-Legged (Glide/Caster) + Sled Base Models</b>			
Polypropylene	up to 5 high	up to 10 high	up to 5 high
Upholstered seat	up to 5 high	up to 10 high	up to 5 high

EXAMPLE REBOUND ORDER CODE:


R5APUG	-CCT	-BL20	-CHM	-NM
Model #	Back, seat + arm finish	Seat textile	Frame finish	Glide type






STANDARD FEATURES

- Designed by Alessandro Piretti, Rebound features a flexible back for ultimate comfort. The series includes: four-legged & sled base chairs and four-legged counter & bar stools.
- Polypropylene shell is easy to clean/wipe down and offered in a variety of finishes.
- Models available with polypropylene back & seat or polypropylene back & upholstered seat.
- Models available with or without arms. Arms match selected shell finish.
- Four-legged and sled base models have tubular steel bases available in a wide variety of paint and plated finishes.
- Chairs with four legs are available with glides (G suffix models) and casters (C suffix models). Four-legged chairs have Black nylon (BG) glides or are available in a variety of glide types (to best suit the flooring type and site conditions). See upcharges.
- Sled base chairs are available with either Black or White opaque nylon glides.
- Four-legged chairs and sled base chairs are stackable up to 5 high on floor and 10 high on dolly (RDOL). Models with upholstered seats stack 5 high on floor and 10 high on the dolly. Counter and bar stools stack up to 5 high on floor.
- All models are equipped with a color coordinated under seat shroud.
- Due to the flex back design, chairs should be positioned away from walls.
- Active weight capacity for chairs with casters is 300 lbs. and 400 lbs. for chairs with glides.
- Upholstery options: fabric, vinyl or leather. Vinyl and leather models may feature stitch detail across the seat and/or back cushions, if applicable.

Please add option codes in the following order:

- **Model number**  
**R5** \_\_\_ (G or C) Four-legged chair (glides or casters)  
**R6** \_\_\_ Sled base chair  
**R5BS** \_\_\_ Bar stool  
**R5CS** \_\_\_ Counter stool  
**RDOL** Stacking dolly
- **Back, seat + arm finish**  
**(BZB)** Buzz Blue **(FRO)** Frost  
**(CCT)** Cactus **(INK)** Ink  
**(CRO)** Carrot **(LAB)** Latte  
**(IVC)** Cloud **(BLK)** Night  
**(DJN)** Dijon **(SND)** Sand  
**(EGP)** Eggplant **(SAR)** Scarlet  
**(FOG)** Fog **(SHW)** Shadow
- **Seat textile** (upholstered seat models)  
Specify textile
- **Frame finish**  
For leg frame finish options, please see page 360. Upcharges apply for plated finishes:  
**(CHM)** Chrome. Add \$33 for four-legged chairs. Add \$42 for sled base chairs. Add \$60 for stools.  
**(BCH)** Brushed Chrome. Add \$119 for four-legged chairs. Add \$145 for sled base chairs. Add \$197 for stools.  
**(SBR)** Satin Brass. Add \$176 for four-legged chairs. Add \$213 for sled base chairs. Add \$288 for stools.  
**(ACO)** Antique Copper. Add \$176 for four-legged chairs. Add \$213 for sled base chairs. Add \$288 for stools.
- **Glide type** (four-legged chair models only)  
**(BG)** Black nylon glides for some hard floor/ carpeted surfaces.  
**(NM)** White nylon non-marking glides for some hard floor/carpeted surfaces.  
**(FG)** Glides w/felt pads are available for vinyl sheet, cork or laminate flooring, please specify. Add \$19.  
**(RG)** Glides with rubber pads are available for vinyl, hardwood, laminate, stone or ceramic flooring, please specify. Add \$19.  
**(SG)** Glides with stainless steel pads are available for carpet or rubber flooring, please specify. Add \$19.
- **Glide type** (sled base chair models only)  
**(GL)** Black nylon glides.  
**(NM)** White non-marking glides.
- **Caster type** (for caster models)  
**(DC)** 2" caster for carpeted surfaces  
**(RC)** 2"caster for most hard floor surfaces. Add \$17.

DESCRIPTION	FEATURES	MODEL #	STANDARD TEXTILE GRADES					
 <p><b>Armchair, Poly Seat &amp; Back</b> COM: N/A Unit weight: 17.5 LB   8 KG Carton weight: 21.75 LB   9.87 KG Carton volume: 15.5 FT<sup>3</sup>   0.43 M<sup>3</sup></p>	Stacks 5 high on floor. Stacks 10 high on dolly.		List price					
		<b>R5APPG</b> glides	490					
		<b>R5APPC</b> casters	540					
				<b>OVERALL DIMENSIONS</b>	<b>SEAT DIMENSIONS</b>	<b>BACK DIMENSIONS</b>		
				W D H	W D H	W H		
				IN 26.25 20.5 32.75 19.25 17.75 17.5 18.5 15.25 MM 667 521 832 489 451 445 470 387				
		<b>RTA 00</b>	2 per carton (pricing and specifications are for one seat unit)					

DESCRIPTION	FEATURES	MODEL#	STANDARD TEXTILE GRADES											
			1	2	3	4	5	6	7	8	9	10	11	12
 <p><b>Armchair, Upholstered Seat &amp; Poly Back</b> COM: 0.75 YD   0.69 M Unit weight: 19.5 LB   8.9 KG Carton weight: 23.75 LB   10.77 KG Carton volume: 15.5 FT³   0.43 MT³</p>	Stacks 5 high on floor. Stacks 10 high on dolly.	<b>R5APUG</b> glides	630	654	674	698	736	771	806	837	875	911	960	1029
			<b>R5APUC</b> casters	680	704	724	748	786	821	856	887	925	961	1010
			<b>OVERALL DIMENSIONS</b>			<b>SEAT DIMENSIONS</b>			<b>BACK DIMENSIONS</b>					
			<b>W</b>	<b>D</b>	<b>H</b>	<b>W</b>	<b>D</b>	<b>H</b>	<b>W</b>	<b>H</b>				
			IN 26.25 MM 667	20.5 521	32.75 832	19.25 489	17.75 451	18.5 470	18.5 470	14.25 362				
			<b>RTA 00</b>	2 per carton (pricing and specifications are for one seat unit)										
List price														
			<b>R5NPPG</b> glides	379										
			<b>R5NPPC</b> casters	429										
 <p><b>Armless Chair, Poly Seat &amp; Back</b> COM: N/A Unit weight: 16 LB   7.3 KG Carton weight: 20 LB   9.07 KG Carton volume: 13.75 FT³   0.38 MT³</p>	Stacks 5 high on floor. Stacks 10 high on dolly.													
					<b>OVERALL DIMENSIONS</b>			<b>SEAT DIMENSIONS</b>			<b>BACK DIMENSIONS</b>			
			<b>W</b>	<b>D</b>	<b>H</b>	<b>W</b>	<b>D</b>	<b>H</b>	<b>W</b>	<b>H</b>				
			IN 22 MM 559	20.5 521	32.75 832	19.25 489	17.75 451	17.5 445	18.5 470	15.25 387				
			<b>RTA 00</b>	2 per carton (pricing and specifications are for one seat unit)										
 <p><b>Armless Chair, Upholstered Seat &amp; Poly Back</b> COM: 0.75 YD   0.69 M Unit weight: 16 LB   7.3 KG Carton weight: 20 LB   9.07 KG Carton volume: 13.75 FT³   0.38 MT³</p>	Stacks 5 high on floor. Stacks 10 high on dolly.													
					<b>OVERALL DIMENSIONS</b>			<b>SEAT DIMENSIONS</b>			<b>BACK DIMENSIONS</b>			
			<b>W</b>	<b>D</b>	<b>H</b>	<b>W</b>	<b>D</b>	<b>H</b>	<b>W</b>	<b>H</b>				
			IN 22 MM 559	20.5 521	32.75 832	19.25 489	17.75 451	18.5 470	18.5 470	14.25 362				
			<b>RTA 00</b>	2 per carton (pricing and specifications are for one seat unit)										
List price														
			<b>R5NPUG</b> glides	519										
			<b>R5NPUC</b> casters	569										
 <p><b>Armchair, Poly Seat &amp; Back - Sled Base</b> COM: N/A Unit weight: 18 LB   8.2 KG Carton weight: 22.25 LB   10.09 KG Carton volume: 15.5 FT³   0.43 MT³</p>	Stacks 5 high on floor. Stacks 10 high on dolly.													
					<b>OVERALL DIMENSIONS</b>			<b>SEAT DIMENSIONS</b>			<b>BACK DIMENSIONS</b>			
			<b>W</b>	<b>D</b>	<b>H</b>	<b>W</b>	<b>D</b>	<b>H</b>	<b>W</b>	<b>H</b>				
			IN 26.25 MM 667	21.5 546	32.75 832	19.25 489	17.75 451	17.5 445	18.5 470	15.25 387				
			<b>RTA 00</b>	2 per carton (pricing and specifications are for one seat unit)										
List price														
			<b>R6APP</b>	518										
 <p><b>Armchair, Upholstered Seat &amp; Poly Back - Sled Base</b> COM: 0.75 YD   0.69 M Unit weight: 20 LB   9.1 KG Carton weight: 24.25 LB   11 KG Carton volume: 15.5 FT³   0.43 MT³</p>	Stacks 5 high on floor. Stacks 10 high on dolly.													
					<b>OVERALL DIMENSIONS</b>			<b>SEAT DIMENSIONS</b>			<b>BACK DIMENSIONS</b>			
			<b>W</b>	<b>D</b>	<b>H</b>	<b>W</b>	<b>D</b>	<b>H</b>	<b>W</b>	<b>H</b>				
			IN 26.25 MM 667	21.5 546	32.75 832	19.25 489	17.75 451	18.5 470	18.5 470	14.25 362				
			<b>RTA 00</b>	2 per carton (pricing and specifications are for one seat unit)										
List price														
			<b>R6APU</b>	658										

DESCRIPTION FEATURES MODEL# STANDARD TEXTILE GRADES



**Armless Chair, Poly Seat & Back - Sled Base**

COM: N/A

Unit weight: 16 LB | 7.3 KG

Carton weight: 20 LB | 9.07 KG

Carton volume: 13.75 FT³ | 0.38 MT³

Stacks 5 high on floor.  
Stacks 10 high on dolly.

List price							
<b>R6NPP</b>	407						
OVERALL DIMENSIONS							
W	D	H	SEAT DIMENSIONS			BACK DIMENSIONS	
			W	D	H	W	H
IN 22	21.5	32.75	19.25	17.75	17.5	18.5	15.25
MM 559	546	832	489	451	445	470	387
<b>RTA 00</b>		2 per carton (pricing and specifications are for one seat unit)					



**Armless Chair, Upholstered Seat & Poly Back - Sled Base**

COM: 0.75 YD | 0.69 M

Unit weight: 18 LB | 8.2 KG

Carton weight: 22 LB | 9.98 KG

Carton volume: 13.75 FT³ | 0.38 MT³

Stacks 5 high on floor.  
Stacks 10 high on dolly.

List price												
<b>R6NPU</b>												
1	2	3	4	5	6	7	8	9	10	11	12	
547	571	591	615	653	688	723	754	792	828	877	946	
OVERALL DIMENSIONS			SEAT DIMENSIONS			BACK DIMENSIONS						
W	D	H	W	D	H	W	H					
IN 22	21.5	32.75	19.25	17.75	18.5	18.5	14.25					
MM 559	546	832	489	451	470	470	362					
<b>RTA 00</b>		2 per carton (pricing and specifications are for one seat unit)										



**Counter Stool w/Arms, Poly Seat & Back**

COM: N/A

Unit weight: 22 LB | 10 KG

Carton weight: 26.25 LB | 11.91 KG

Carton volume: 19.75 FT³ | 0.55 MT³

Stacks 5 high on floor.

List price							
<b>R5CSAPP</b>	610						
OVERALL DIMENSIONS							
W	D	H	SEAT DIMENSIONS			BACK DIMENSIONS	
			W	D	H	W	H
IN 26.25	21.75	38.25	19.25	17.75	23.75	18.5	15.25
MM 667	552	972	489	451	603	470	387
<b>RTA 00</b>		2 per carton (pricing and specifications are for one seat unit)					



**Counter Stool w/Arms, Upholstered Seat & Poly Back**

COM: 0.75 YD | 0.69 M

Unit weight: 24 LB | 10.9 KG

Carton weight: 28.25 LB | 12.81 KG

Carton volume: 19.75 FT³ | 0.55 MT³

Stacks 5 high on floor.

List price												
<b>R5CSAPU</b>												
1	2	3	4	5	6	7	8	9	10	11	12	
750	774	794	818	856	891	926	957	995	1031	1080	1149	
OVERALL DIMENSIONS			SEAT DIMENSIONS			BACK DIMENSIONS						
W	D	H	W	D	H	W	H					
IN 26.25	21.75	38.25	19.25	17.75	24.75	18.5	14.25					
MM 667	552	972	489	451	629	470	362					
<b>RTA 00</b>		2 per carton (pricing and specifications are for one seat unit)										



**Armless Counter Stool, Poly Seat & Back**

COM: N/A


Unit weight: 20 LB | 9.1 KG

Carton weight: 24 LB | 10.89 KG


Carton volume: 17.5 FT³ | 0.49 MT³


Stacks 5 high on floor.

List price							
<b>R5CSNPP</b>	499						
OVERALL DIMENSIONS							
W	D	H	SEAT DIMENSIONS			BACK DIMENSIONS	
			W	D	H	W	H
IN 22	21.75	38.25	19.25	17.75	23.75	18.5	15.25
MM 559	552	972	489	451	603	470	387
<b>RTA 00</b>		2 per carton (pricing and specifications are for one seat unit)					


DESCRIPTION	FEATURES	MODEL#	STANDARD TEXTILE GRADES													
			1	2	3	4	5	6	7	8	9	10	11	12		
 <p><b>Armless Counter Stool, Upholstered Seat &amp; Poly Back</b>                      COM: 0.75 YD   0.69 M                      Unit weight: 22 LB   10 KG                      Carton weight: 26 LB   11.79 KG                      Carton volume: 17.5 FT<sup>3</sup>   0.49 MT<sup>3</sup></p>	Stacks 5 high on floor.	<b>R5CSNPU</b>	639	663	683	707	745	780	815	846	884	920	969	1038		
		<b>OVERALL DIMENSIONS</b>			<b>SEAT DIMENSIONS</b>			<b>BACK DIMENSIONS</b>								
		<b>W</b>	<b>D</b>	<b>H</b>	<b>W</b>	<b>D</b>	<b>H</b>	<b>W</b>	<b>H</b>							
		IN 22	21.75	38.25	19.25	17.75	24.75	18.5	14.25							
MM 559	552	972	489	451	629	470	362									
		<b>RTA 00</b>	2 per carton (pricing and specifications are for one seat unit)													

List price		
<b>R5BSAPP</b>	630	
<b>OVERALL DIMENSIONS</b>		
<b>W</b>	<b>D</b>	<b>H</b>
IN 26.25	21.75	43.25
MM 667	552	1099
<b>SEAT DIMENSIONS</b>		
<b>W</b>	<b>D</b>	<b>H</b>
IN 19.25	17.75	28.75
MM 489	451	730
<b>BACK DIMENSIONS</b>		
<b>W</b>	<b>H</b>	
IN 18.5	15.25	
MM 470	387	
<b>RTA 00</b>		
2 per carton (pricing and specifications are for one seat unit)		

DESCRIPTION	FEATURES	MODEL#	STANDARD TEXTILE GRADES													
			1	2	3	4	5	6	7	8	9	10	11	12		
 <p><b>Bar Stool w/Arms, Poly Seat &amp; Back</b>                      COM: N/A                      Unit weight: 23 LB   10.5 KG                      Carton weight: 27.25 LB   12.36 KG                      Carton volume: 19.75 FT<sup>3</sup>   0.55 MT<sup>3</sup></p>	Stacks 5 high on floor.	<b>R5BSAPP</b>	630													
		<b>OVERALL DIMENSIONS</b>			<b>SEAT DIMENSIONS</b>			<b>BACK DIMENSIONS</b>								
		<b>W</b>	<b>D</b>	<b>H</b>	<b>W</b>	<b>D</b>	<b>H</b>	<b>W</b>	<b>H</b>							
		IN 26.25	21.75	43.25	19.25	17.75	28.75	18.5	15.25							
MM 667	552	1099	489	451	730	470	387									
		<b>RTA 00</b>	2 per carton (pricing and specifications are for one seat unit)													

DESCRIPTION	FEATURES	MODEL#	STANDARD TEXTILE GRADES													
			1	2	3	4	5	6	7	8	9	10	11	12		
 <p><b>Bar Stool w/Arms, Upholstered Seat &amp; Poly Back</b>                      COM: 0.75 YD   0.69 M                      Unit weight: 25 LB   11.4 KG                      Carton weight: 29.25 LB   13.27 KG                      Carton volume: 19.75 FT<sup>3</sup>   0.55 MT<sup>3</sup></p>	Stacks 5 high on floor.	<b>R5BSAPU</b>	770	794	814	838	876	911	946	977	1015	1051	1100	1169		
		<b>OVERALL DIMENSIONS</b>			<b>SEAT DIMENSIONS</b>			<b>BACK DIMENSIONS</b>								
		<b>W</b>	<b>D</b>	<b>H</b>	<b>W</b>	<b>D</b>	<b>H</b>	<b>W</b>	<b>H</b>							
		IN 26.25	21.75	43.25	19.25	17.75	29.75	18.5	14.25							
MM 667	552	1099	489	451	756	470	362									
		<b>RTA 00</b>	2 per carton (pricing and specifications are for one seat unit)													

List price		
<b>R5BSNPP</b>	519	
<b>OVERALL DIMENSIONS</b>		
<b>W</b>	<b>D</b>	<b>H</b>
IN 26.25	21.75	43.25
MM 667	552	1099
<b>SEAT DIMENSIONS</b>		
<b>W</b>	<b>D</b>	<b>H</b>
IN 19.25	17.75	28.75
MM 489	451	730
<b>BACK DIMENSIONS</b>		
<b>W</b>	<b>H</b>	
IN 18.5	15.25	
MM 470	387	
<b>RTA 00</b>		
2 per carton (pricing and specifications are for one seat unit)		

DESCRIPTION	FEATURES	MODEL#	STANDARD TEXTILE GRADES													
			1	2	3	4	5	6	7	8	9	10	11	12		
 <p><b>Armless Bar Stool, Poly Seat &amp; Back</b>                      COM: N/A                      Unit weight: 19.5 LB   8.9 KG                      Carton weight: 23.75 LB   10.77 KG                      Carton volume: 19.75 FT<sup>3</sup>   0.55 MT<sup>3</sup></p>	Stacks 5 high on floor.	<b>R5BSNPU</b>	659	683	703	727	765	800	835	866	904	940	989	1058		
		<b>OVERALL DIMENSIONS</b>			<b>SEAT DIMENSIONS</b>			<b>BACK DIMENSIONS</b>								
		<b>W</b>	<b>D</b>	<b>H</b>	<b>W</b>	<b>D</b>	<b>H</b>	<b>W</b>	<b>H</b>							
		IN 26.25	21.75	43.25	19.25	17.75	29.75	18.5	14.25							
MM 667	552	1099	489	451	756	470	362									
		<b>RTA 00</b>	2 per carton (pricing and specifications are for one seat unit)													

List price		
<b>RDOL</b>	480	
<b>OVERALL DIMENSIONS</b>		
<b>W</b>	<b>D</b>	<b>H</b>
IN 23.75	21.25	12.25
MM 603	540	311
<b>SEAT DIMENSIONS</b>		
<b>W</b>	<b>D</b>	<b>H</b>
-	-	-
MM -	-	-
<b>BACK DIMENSIONS</b>		
<b>W</b>	<b>H</b>	
-	-	
MM -	-	
<b>RTA 00</b>		
courier 1 per carton		

List price		
<b>RDOL</b>	480	
<b>OVERALL DIMENSIONS</b>		
<b>W</b>	<b>D</b>	<b>H</b>
IN 23.75	21.25	12.25
MM 603	540	311
<b>SEAT DIMENSIONS</b>		
<b>W</b>	<b>D</b>	<b>H</b>
-	-	-
MM -	-	-
<b>BACK DIMENSIONS</b>		
<b>W</b>	<b>H</b>	
-	-	
MM -	-	
<b>RTA 00</b>		
courier 1 per carton		

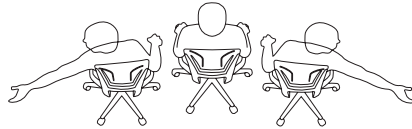
List price		
<b>RDOL</b>	480	
<b>OVERALL DIMENSIONS</b>		
<b>W</b>	<b>D</b>	<b>H</b>
IN 23.75	21.25	12.25
MM 603	540	311
<b>SEAT DIMENSIONS</b>		
<b>W</b>	<b>D</b>	<b>H</b>
-	-	-
MM -	-	-
<b>BACK DIMENSIONS</b>		
<b>W</b>	<b>H</b>	
-	-	
MM -	-	
<b>RTA 00</b>		
courier 1 per carton		

ROMA NESTER



model 1898

model 1908



(models 1890, 1890L, 1900, 1900L)







The polypropylene medium back features a flexible construction that provides support, proper spinal alignment and comfort when moving or reaching in a seated position.




STANDARD FEATURES

- Flexible, elegant and affordable, Roma offers a family of seating with simple clean lines.
- Three back versions are available: mesh, flexible polypropylene or honeycomb polypropylene back.
- Upholstered back cover (1909) may be ordered separately, easily installed on flexible polypropylene backs only.
- Models with a flexible polypropylene back feature a built in lumbar support designed to move as you move and is available exclusively in Black.
- The horizontal nesting chairs are easy to store. Simply flip the seat upward and then roll into nesting position, like a shopping cart.
- When nesting horizontal nesting chairs, each additional chair adds 8" (203 mm) to the depth.
- Standard with soft, durable self-skinned urethane (SSU) armcaps that are warm to the touch.
- Nesting chairs are available with a Black (TBL), Shadow (TSH) or Tungsten (TTU) frame.
- Dual wheel carpet casters (C1) are standard.
- Upholstery options: fabric, vinyl or leather. Vinyl and leather models may feature stitch detail across the seat and/or back cushions, if applicable.
- Models upholstered in leather have a radius seam towards the rear of the seat.

OPTIONAL FEATURES

- Breathable mesh back is available in six colors: Autumn Orange (AO), Fall Burgundy (FB), Midnight Black (MB), Spring Green (SG), Summer Blue (SB) and Winter Grey (WG).
- Optional Chrome (CHM) frame is available, please specify. Add \$26.
- For hard surface flooring casters, please specify (C3R). Add \$17.
- For non-nesting Roma chairs and stools see page 66.

DESCRIPTION	FEATURES	MODEL #	STANDARD TEXTILE GRADES													
			1	2	3	4	5	6	7	8	9	10	11	12		
  <p><b>Honeycomb MB - Armless Flip Seat Nesting Chair</b> COM: 1 YD   0.91 M Unit weight: 22 LB   10 KG Carton weight: 30 LB   13.61 KG Carton volume: 15.5 FT³   0.43 MT³</p> <p>Ergonomic features: M, N</p>	Leather stitch detail	<b>1888</b>	625	657	684	715	766	813	860	901	952	1000	1065	1157		
		<b>OVERALL DIMENSIONS</b>			<b>SEAT DIMENSIONS</b>			<b>BACK DIMENSIONS</b>								
		W	D	H	W	D	H	W	H							
		IN 24.5 MM 622	23.5 597	36 914	19.5 495	17 432	18 457	18.5 470	18 457							
		<b>RTA 00</b>	1 per carton													
  <p><b>Mesh MB - Armless Flip Seat Nesting Chair</b> COM: 1 YD   0.91 M Unit weight: 22 LB   10 KG Carton weight: 30 LB   13.61 KG Carton volume: 15.5 FT³   0.43 MT³</p> <p>Ergonomic features: M, N</p>	Leather stitch detail	<b>1889</b>	593	625	652	683	734	781	828	869	920	968	1033	1125		
		<b>OVERALL DIMENSIONS</b>			<b>SEAT DIMENSIONS</b>			<b>BACK DIMENSIONS</b>								
		W	D	H	W	D	H	W	H							
		IN 24.5 MM 622	23.5 597	36 914	19.5 495	17 432	18 457	18.5 470	18 457							
		<b>RTA 00</b>	1 per carton													
  <p><b>Polypropylene MB - Armless Flip Seat Nesting Chair</b> COM: 1 YD   0.91 M Unit weight: 22 LB   10 KG Carton weight: 30 LB   13.61 KG Carton volume: 15.5 FT³   0.43 MT³</p> <p>Ergonomic features: M, N</p>	Leather stitch detail	<b>1890</b>	593	625	652	683	734	781	828	869	920	968	1033	1125		
		<b>OVERALL DIMENSIONS</b>			<b>SEAT DIMENSIONS</b>			<b>BACK DIMENSIONS</b>								
		W	D	H	W	D	H	W	H							
		IN 24.5 MM 622	23.5 597	36 914	19.5 495	17 432	18 457	18.5 470	18 457							
		<b>RTA 00</b>	1 per carton													

DESCRIPTION	FEATURES	MODEL#	STANDARD TEXTILE GRADES											
			1	2	3	4	5	6	7	8	9	10	11	12
 <p><b>Honeycomb MB - Flip Seat Nesting Armchair</b>                      COM: 1 YD   0.91 M                      Unit weight: 23 LB   10.5 KG                      Carton weight: 31 LB   14.06 KG                      Carton volume: 15.5 FT³   0.43 MT³</p>	Ergonomic features: M, N	<b>1898</b>	684	716	743	774	825	872	919	960	1011	1059	1124	1216
			<b>OVERALL DIMENSIONS</b> W D H			<b>SEAT DIMENSIONS</b> W D H			<b>BACK DIMENSIONS</b> W H					
			IN	24.5	23.5	36	19.5	17	18	18.5	18			
			MM	622	597	914	495	432	457	470	457			
				<b>RTA 00</b>		1 per carton								
 <p><b>Mesh MB - Flip Seat Nesting Armchair</b>                      COM: 1 YD   0.91 M                      Unit weight: 23 LB   10.5 KG                      Carton weight: 31 LB   14.06 KG                      Carton volume: 15.5 FT³   0.43 MT³</p>	Ergonomic features: M, N	<b>1899</b>	654	686	713	744	795	842	889	930	981	1029	1094	1186
			<b>OVERALL DIMENSIONS</b> W D H			<b>SEAT DIMENSIONS</b> W D H			<b>BACK DIMENSIONS</b> W H					
			IN	24.5	23.5	36	19.5	17	18	18.5	18			
			MM	622	597	914	495	432	457	470	457			
				<b>RTA 00</b>		1 per carton								
 <p><b>Polypropylene MB - Flip Seat Nesting Armchair</b>                      COM: 1 YD   0.91 M                      Unit weight: 23 LB   10.5 KG                      Carton weight: 31 LB   14.06 KG                      Carton volume: 15.5 FT³   0.43 MT³</p>	Ergonomic features: M, N	<b>1900</b>	654	686	713	744	795	842	889	930	981	1029	1094	1186
			<b>OVERALL DIMENSIONS</b> W D H			<b>SEAT DIMENSIONS</b> W D H			<b>BACK DIMENSIONS</b> W H					
			IN	24.5	23.5	36	19.5	17	18	18.5	18			
			MM	622	597	914	495	432	457	470	457			
				<b>RTA 00</b>		1 per carton								



SAS



model 8647

model 8648LBNS24



model 8648PS24

model 8648PS30

STANDARD FEATURES

- Sas side chairs and stools have a single, molded plywood veneer shell.
- Available with wood or upholstered seat.
- Seat dimensions do not account for upholstered models.
- Seat upholstery options: fabric, vinyl or leather. Vinyl and leather models may feature stitch detail across the seat and/or back cushions, if applicable.
- Counter and bar height stools available with mid or low backs.
- Wood side chairs stack up to 4 high on floor or up to 10 high on dolly. Wood stools stack up to 4 high on floor only.
- Upholstered models do not stack.
- Chairs and stools are standard with Black polyethylene glides.



OPTIONAL FEATURES




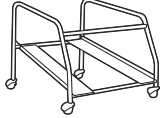
Please add option codes in the following order:

- **Textile**  
Specify textile code.
- **Back shape (B)** Straight back. No upcharge.
- **Frame**  
For leg frame finish options, please see page 360. For Chrome (**CHM**) finish, add \$77.
- **Shell finish**  
(**AAM**) Absolute  
(**BKM**) Black  
(**ACM**) Cherry  
(**EOM**) English Oak  
(**ECM**) Espresso Cafe  
(**TFM**) Fruitwood  
(**HGM**) Gray  
(**AHM**) Honey  
(**TMM**) Mahogany  
(**AVM**) Maple  
(**MWM**) Medium Walnut  
(**ASM**) Night  
(**NBM**) Noce Biondo  
(**NGM**) Noce Grigio  
(**NEM**) Noce Leggero  
(**NMM**) Noce Medio  
(**SKM**) Shaker Cherry  
(**TWM**) Walnut  
(**WTM**) WC Cream  
(**WHM**) White. Add \$75.  
(**WCM**) Winter Cherry

EXAMPLE SAS ORDER CODE:

8647P	-HD05	-B	-AAM	-TBL
Model #	Textile	Back Shape	Shell	Frame Color

DESCRIPTION	FEATURES	MODEL #	STANDARD TEXTILE GRADES													
			1	2	3	4	5	6	7	8	9	10	11	12		
 <p><b>Mid Back Side Chair, 18" H</b> COM: N/A Unit weight: 12 LB   5.5 KG Carton weight: 16 LB   7.26 KG Carton volume: 12 FT<sup>3</sup>   0.33 MT<sup>3</sup></p>	<p>Stacks 4 high on floor. Stacks 10 high on dolly. Upholstered models do not stack.</p>	<b>8647</b>	442													
		<b>8647P</b>	542	566	586	610	648	683	718	749	787	823	872	941		
		<b>OVERALL DIMENSIONS</b>			<b>SEAT DIMENSIONS</b>			<b>BACK DIMENSIONS</b>								
		W D H			W D H			W H								
		IN 18.75	21	33	16	15.5	18	16	15							
MM 476	533	838	406	394	457	406	381									
		<b>RTA 00</b>	2 per carton													
 <p><b>Mid Back Counter Stool, 24" H</b> COM: N/A Unit weight: 16 LB   7.3 KG Carton weight: 23 LB   10.43 KG Carton volume: 13 FT<sup>3</sup>   0.36 MT<sup>3</sup></p>	<p>Stacks 4 high on floor only. Upholstered models do not stack.</p>	<b>8648S24</b>	657													
		<b>8648PS24</b>	757	781	801	825	863	898	933	964	1002	1038	1087	1156		
		<b>OVERALL DIMENSIONS</b>			<b>SEAT DIMENSIONS</b>			<b>BACK DIMENSIONS</b>								
		W D H			W D H			W H								
		IN 19.5	22	39	16	15.5	24	16	15							
MM 495	559	991	406	394	610	406	381									
		<b>RTA 00</b>	1 per carton													

DESCRIPTION	FEATURES	MODEL #	STANDARD TEXTILE GRADES																
			1	2	3	4	5	6	7	8	9	10	11	12					
 <p><b>Mid Back Bar Stool, 30"H</b> COM: N/A Unit weight: 20 LB   9.1 KG Carton weight: 27 LB   12.25 KG Carton volume: 15.75 FT<sup>3</sup>   0.44 MT<sup>3</sup></p>	Stacks 4 high on floor only. Upholstered models do not stack.	8648S30	1	2	3	4	5	6	7	8	9	10	11	12					
			657																
			8648PS30	757	781	801	825	863	898	933	964	1002	1038	1087	1156				
			Upholstered seat																
			OVERALL DIMENSIONS			SEAT DIMENSIONS			BACK DIMENSIONS										
			W	D	H	W	D	H	W	H									
			IN 19.5	22	45	16	15.5	30	16	15									
			MM 495	559	1143	406	394	762	406	381									
			RTA 00	1 per carton															
 <p><b>Low Back Counter Stool, 24"H</b> COM: N/A Unit weight: 16 LB   7.3 KG Carton weight: 23 LB   10.43 KG Carton volume: 8.25 FT<sup>3</sup>   0.23 MT<sup>3</sup></p>	Stacks 4 high on floor only. Upholstered models do not stack.	8648LBNS24	1	2	3	4	5	6	7	8	9	10	11	12					
			657																
			8648LBPS24	757	781	801	825	863	898	933	964	1002	1038	1087	1156				
			Upholstered seat																
			OVERALL DIMENSIONS			SEAT DIMENSIONS			BACK DIMENSIONS										
			W	D	H	W	D	H	W	H									
			IN 19.5	22	26.25	16	15.5	24	16	2.25									
			MM 495	559	667	406	394	610	406	57									
			RTA 00	1 per carton															
 <p><b>Low Back Bar Stool, 30"H</b> COM: N/A Unit weight: 22 LB   10 KG Carton weight: 29 LB   13.15 KG Carton volume: 10.75 FT<sup>3</sup>   0.3 MT<sup>3</sup></p>	Stacks 4 high on floor only. Upholstered models do not stack.	8648LBNS30	1	2	3	4	5	6	7	8	9	10	11	12					
			657																
			8648LBPS30	757	781	801	825	863	898	933	964	1002	1038	1087	1156				
			Upholstered seat																
			OVERALL DIMENSIONS			SEAT DIMENSIONS			BACK DIMENSIONS										
			W	D	H	W	D	H	W	H									
			IN 19.5	22	32.25	16	15.5	30	16	2.25									
			MM 495	559	819	406	394	762	406	57									
			RTA 00	1 per carton															
 <p><b>Dolly</b> COM: N/A Unit weight: 19 LB   8.6 KG Carton weight: 24 LB   10.89 KG Carton volume: 10.75 FT<sup>3</sup>   0.3 MT<sup>3</sup></p>	Black finish	List price																	
		8649	410																
					OVERALL DIMENSIONS			SEAT DIMENSIONS			BACK DIMENSIONS								
					W	D	H	W	D	H	W	H							
			IN 25.75	28.5	22	-	-	-	-	-									
			MM 654	724	559	-	-	-	-	-									
			RTA 00	1 per carton															

SIDERO



model 6901 (TBL)



model 6900 (TBL) stacked



model 6900C (TBL)



model 6905 (TTU)



model 6901CTL



STANDARD FEATURES







- Sidero seating has a sculpted appearance, featuring wide curved arms and a round tubular steel frame.
- Sidero includes side chairs (arms and armless), available with casters or with a sled base, counter stools, bar stools and children's chair.
- Arms are 2.125" wide and full length, offering support to help stabilize users as they sit in or exit chairs.
- The gently curved arms are made from incredibly strong fiberglass reinforced nylon.
- The back of the chair is compound curved to provide comfort and support in multiple seating positions. No visible back attachment hardware.
- Chairs are "wall safe". Rear legs hit the baseboard first leaving clearance between the back of the chair and the wall, saving both the chair and the wall from damage.
- Arm and armless models can be joined together using ganging clamp model 2180.
- Equipped with a polypropylene seat shroud that helps stabilize chairs when stacked and avoid frame imprints on upholstered seats.
- Four-legged models can be stacked. Stools and sled base models do not stack.
- Standard glide is durable Black polypropylene.
- Dual wheel carpet casters (C82) are standard on four-legged chairs with casters.
- Tablet arms are extremely rugged, suitable for armed forces and student use. Tablet hinges up to allow ease of egress. Tablet slides forward and back to accommodate any body size comfortably. Tablet models do not stack.
- Standard tablet (DB) size is 18"D x 14.5"W and is made of Black polymer. Tablets are attached at the left or right (as seated) Tablet arms are not available on stools.
- Upholstery options: fabric, vinyl or leather. Vinyl and leather models may feature stitch detail across the seat and/or back cushions, if applicable.






- Sidero beam seating consists of upper seat units (6930, 6931) including mounting brackets and all hardware necessary for attachment to beam.
- For all beam components, tables and a complete list of available upper seat units, see Beam Seating series.







OPTIONAL FEATURES

- An optional 18.5"D x 18.5"W high pressure laminate writing tablet is available. The core is hardwood veneer plywood with a radiused edge and finished in clear lacquer. This writing tablet is offered in the following finishes: Black (BLK), Clear Maple (CMB), Designer White (DWT) and Noce Grigio (NGL). Please specify. Add \$68.
- Optional abrasion resistant outer back fabric (polyester) is available. Resistant to impact damage. Available in Black only. Please specify (BKB). Add \$17.
- A selection of glide options is available. Glides must be chosen to best suit flooring type and site conditions. For more information, please refer to the glide section (page 341).
- Glides with felt pads (FG) are available for vinyl sheet, cork or laminate flooring, please specify. Add \$43.
- Glides with rubber pads (RG) are available for vinyl, hardwood, laminate, stone or ceramic flooring, please specify. Add \$43.
- For chairs used on hard surface floors, please specify opaque, off-white, non-marking Glides (NM). No upcharge.
- Steel cushioned self-leveling glides (B) are available on all models (adds 0.5" to seat height), please specify. Add \$17.
- For hard surface flooring casters, please specify (C9R). Four-legged models, add \$17. Task chairs, add \$21.
- Rugged steel frame is available in many finishes, please see page 360. For Chrome (CHM) finish, add \$26.

DESCRIPTION	FEATURES	MODEL #	STANDARD TEXTILE GRADES											
			1	2	3	4	5	6	7	8	9	10	11	12
 <p><b>Armchair</b> COM: 1.25 YD   1.14 M Unit weight: 23 LB   10.5 KG Carton weight: 31.5 LB   14.29 KG Carton volume: 15.5 FT<sup>3</sup>   0.43 MT<sup>3</sup></p>	<p>Stacks 5 high on floor. Stacks 8 high on dolly.</p> <p>Ergonomic features: M, N</p>	<p><b>6900</b></p>	455	495	529	568	631	690	749	800	864	924	1005	1120
			<p><b>OVERALL DIMENSIONS</b></p>			<p><b>SEAT DIMENSIONS</b></p>			<p><b>BACK DIMENSIONS</b></p>					
			IN	25.5	24	33	19.5	18	17.5	19	15.5			
			MM	648	610	838	495	457	445	483	394			
				<p><b>RTA 00</b> 1 per carton</p>										
 <p><b>Armchair w/Casters</b> COM: 1.25 YD   1.14 M Unit weight: 23 LB   10.5 KG Carton weight: 31.5 LB   14.29 KG Carton volume: 15.5 FT<sup>3</sup>   0.43 MT<sup>3</sup></p>	<p>Stacks 3 high on floor.</p> <p>Ergonomic features: M, N</p>	<p><b>6900C</b></p>	545	585	619	658	721	780	839	890	954	1014	1095	1210
			<p><b>OVERALL DIMENSIONS</b></p>			<p><b>SEAT DIMENSIONS</b></p>			<p><b>BACK DIMENSIONS</b></p>					
			IN	25.5	24	33	19.5	18	17.5	19	15.5			
			MM	648	610	838	495	457	445	483	394			
				<p><b>RTA 00</b> 1 per carton</p>										

DESCRIPTION	FEATURES	MODEL#	STANDARD TEXTILE GRADES											
			1	2	3	4	5	6	7	8	9	10	11	12
 <p><b>Side Chair</b> COM: 1.25 YD   1.14 M Unit weight: 20 LB   9.1 KG Carton weight: 28 LB   12.7 KG Carton volume: 13.75 FT³   0.38 MT³</p>	<p>Stacks 5 high on floor. Stacks 8 high on dolly. Tablet models do not stack. Ergonomic features: M, N</p> <p><b>Available with tablet:</b> <b>Specify (L) left or (R) right tablet.</b> <b>(Example: 6901TL or 6901TR).</b></p>	<b>6901</b>	424	464	498	537	600	659	718	769	833	893	974	1089
		<b>6901T</b>	692	732	766	805	868	927	986	1037	1101	1161	1242	1357
		<b>OVERALL DIMENSIONS</b>			<b>SEAT DIMENSIONS</b>			<b>BACK DIMENSIONS</b>						
			<b>W</b>	<b>D</b>	<b>H</b>	<b>W</b>	<b>D</b>	<b>H</b>	<b>W</b>		<b>H</b>			
	IN 21	24	33	19.5	18	17.5	19		15.5					
	MM 533	610	838	495	457	445	483		394					
	<b>RTA 00</b>	1 per carton												
 <p><b>Side Chair w/Casters</b> COM: 1.25 YD   1.14 M Unit weight: 20 LB   9.1 KG Carton weight: 28 LB   12.7 KG Carton volume: 13.75 FT³   0.38 MT³</p>	<p>Stacks 3 high on floor. Tablet models do not stack. Ergonomic features: M, N</p> <p><b>Available with tablet:</b> <b>Specify (L) left or (R) right tablet.</b> <b>(Example: 6901CTL or 6901CTR).</b></p>	<b>6901C</b>	514	554	588	627	690	749	808	859	923	983	1064	1179
		<b>6901CT</b>	783	823	857	896	959	1018	1077	1128	1192	1252	1333	1448
		<b>OVERALL DIMENSIONS</b>			<b>SEAT DIMENSIONS</b>			<b>BACK DIMENSIONS</b>						
			<b>W</b>	<b>D</b>	<b>H</b>	<b>W</b>	<b>D</b>	<b>H</b>	<b>W</b>		<b>H</b>			
	IN 21	24	33	19.5	18	17.5	19		15.5					
	MM 533	610	838	495	457	445	483		394					
	<b>RTA 00</b>	1 per carton												
 <p><b>Armchair - Sled Base</b> COM: 1.25 YD   1.14 M Unit weight: 26 LB   11.8 KG Carton weight: 34.5 LB   15.65 KG Carton volume: 15.5 FT³   0.43 MT³</p>	<p>Does not stack. Ergonomic features: M, N</p>	<b>6902</b>	555	595	629	668	731	790	849	900	964	1024	1105	1220
		<b>OVERALL DIMENSIONS</b>			<b>SEAT DIMENSIONS</b>			<b>BACK DIMENSIONS</b>						
			<b>W</b>	<b>D</b>	<b>H</b>	<b>W</b>	<b>D</b>	<b>H</b>	<b>W</b>		<b>H</b>			
			IN 25.5	24	33	19.5	18	17.5	19		15.5			
	MM 648	610	838	495	457	445	483		394					
	<b>RTA 00</b>	1 per carton												
 <p><b>Side Chair - Sled Base</b> COM: 1.25 YD   1.14 M Unit weight: 24 LB   10.9 KG Carton weight: 32 LB   14.51 KG Carton volume: 13.75 FT³   0.38 MT³</p>	<p>Does not stack. Ergonomic features: M, N</p>	<b>6903</b>	528	568	602	641	704	763	822	873	937	997	1078	1193
		<b>OVERALL DIMENSIONS</b>			<b>SEAT DIMENSIONS</b>			<b>BACK DIMENSIONS</b>						
			<b>W</b>	<b>D</b>	<b>H</b>	<b>W</b>	<b>D</b>	<b>H</b>	<b>W</b>		<b>H</b>			
			IN 21	24	33	19.5	18	17.5	19		15.5			
	MM 533	610	838	495	457	445	483		394					
	<b>RTA 00</b>	1 per carton												
 <p><b>Dolly</b> COM: N/A Unit weight: 13 LB   5.9 KG Carton weight: 16 LB   7.26 KG Carton volume: 3.8 FT³   0.1 MT³</p>	<p>List price</p> <p><b>2125WS</b> 310</p>													
		<b>OVERALL DIMENSIONS</b>			<b>SEAT DIMENSIONS</b>			<b>BACK DIMENSIONS</b>						
			<b>W</b>	<b>D</b>	<b>H</b>	<b>W</b>	<b>D</b>	<b>H</b>	<b>W</b>		<b>H</b>			
			IN 23.25	24.75	12.25	-	-	-	-		-			
	MM 591	629	311	-	-	-	-		-					
	<b>RTA 00</b>		1 per carton											

DESCRIPTION	FEATURES	MODEL#	STANDARD TEXTILE GRADES											
			1	2	3	4	5	6	7	8	9	10	11	12
 <p><b>Counter Stool w/Arms</b> COM: 1.25 YD   1.14 M Unit weight: 24 LB   10.9 KG Carton weight: 34.5 LB   15.65 KG Carton volume: 24 FT³   0.67 MT³</p>	<p>Does not stack.</p> <p>Ergonomic features: M, N</p>	<p><b>6904</b></p>	620	660	694	733	796	855	914	965	1029	1089	1170	1285
			<b>OVERALL DIMENSIONS</b>			<b>SEAT DIMENSIONS</b>			<b>BACK DIMENSIONS</b>					
			<b>W</b>	<b>D</b>	<b>H</b>	<b>W</b>	<b>D</b>	<b>H</b>	<b>W</b>	<b>H</b>				
			IN 25.5 MM 648	24 610	40.5 1029	19.5 495	18 457	24.5 622	19 483	15.5 394				
			<b>RTA 00</b>		1 per carton									
 <p><b>Armless Counter Stool</b> COM: 1.25 YD   1.14 M Unit weight: 22 LB   10 KG Carton weight: 31 LB   14.06 KG Carton volume: 17.75 FT³   0.5 MT³</p>	<p>Does not stack.</p> <p>Ergonomic features: M, N</p>	<p><b>6905</b></p>	590	630	664	703	766	825	884	935	999	1059	1140	1255
			<b>OVERALL DIMENSIONS</b>			<b>SEAT DIMENSIONS</b>			<b>BACK DIMENSIONS</b>					
			<b>W</b>	<b>D</b>	<b>H</b>	<b>W</b>	<b>D</b>	<b>H</b>	<b>W</b>	<b>H</b>				
			IN 21 MM 533	24 610	40.5 1029	19.5 495	18 457	24.5 622	19 483	15.5 394				
			<b>RTA 00</b>		1 per carton									
 <p><b>Bar Stool w/Arms</b> COM: 1.25 YD   1.14 M Unit weight: 26 LB   11.8 KG Carton weight: 36.5 LB   16.56 KG Carton volume: 24 FT³   0.67 MT³</p>	<p>Does not stack.</p> <p>Ergonomic features: M, N</p>	<p><b>6906</b></p>	653	693	727	766	829	888	947	998	1062	1122	1203	1318
			<b>OVERALL DIMENSIONS</b>			<b>SEAT DIMENSIONS</b>			<b>BACK DIMENSIONS</b>					
			<b>W</b>	<b>D</b>	<b>H</b>	<b>W</b>	<b>D</b>	<b>H</b>	<b>W</b>	<b>H</b>				
			IN 25.5 MM 648	24 610	44.5 1130	19.5 495	18 457	28.5 724	19 483	15.5 394				
			<b>RTA 00</b>		1 per carton									
 <p><b>Armless Bar Stool</b> COM: 1.25 YD   1.14 M Unit weight: 24 LB   10.9 KG Carton weight: 32 LB   14.51 KG Carton volume: 17.5 FT³   0.49 MT³</p>	<p>Does not stack.</p> <p>Ergonomic features: M, N</p>	<p><b>6907</b></p>	621	661	695	734	797	856	915	966	1030	1090	1171	1286
			<b>OVERALL DIMENSIONS</b>			<b>SEAT DIMENSIONS</b>			<b>BACK DIMENSIONS</b>					
			<b>W</b>	<b>D</b>	<b>H</b>	<b>W</b>	<b>D</b>	<b>H</b>	<b>W</b>	<b>H</b>				
			IN 21 MM 533	24 610	44.5 1130	19.5 495	18 457	28.5 724	19 483	15.5 394				
			<b>RTA 00</b>		1 per carton									
 <p><b>Armless Chair - 13" High Seat</b> COM: 1 YD   0.91 M Unit weight: 11 LB   5 KG Carton weight: 15 LB   6.8 KG Carton volume: 4.1 FT³   0.11 MT³</p>	<p>Stack up to 4 high on floor. For preschool to grade 3.</p> <p>Ergonomic features: M, N</p>	<p><b>6909</b></p>	401	433	460	491	542	589	636	677	728	776	841	933
			<b>OVERALL DIMENSIONS</b>			<b>SEAT DIMENSIONS</b>			<b>BACK DIMENSIONS</b>					
			<b>W</b>	<b>D</b>	<b>H</b>	<b>W</b>	<b>D</b>	<b>H</b>	<b>W</b>	<b>H</b>				
			IN 15.5 MM 394	15.5 394	24 610	14 356	10 254	13 330	13.5 343	11 279				
			<b>RTA 00</b>		1 per carton									

DESCRIPTION	FEATURES	MODEL#	STANDARD TEXTILE GRADES														
			1	2	3	4	5	6	7	8	9	10	11	12			
 <p><b>Seat Unit w/Arms</b>                      COM: 1.25 YD   1.14 M                      Unit weight: 20 LB   9.1 KG                      Carton weight: 25 LB   11.34 KG                      Carton volume: 9.75 FT³   0.27 MT³</p>	Upholstered seat & back.  Use with beam.	<b>6930</b>	557	597	631	670	733	792	851	902	966	1026	1107	1222			
			<b>OVERALL DIMENSIONS</b>			<b>SEAT DIMENSIONS</b>			<b>BACK DIMENSIONS</b>								
			<b>W</b>	<b>D</b>	<b>H</b>	<b>W</b>	<b>D</b>	<b>H</b>	<b>W</b>	<b>H</b>							
			IN 25.5	23.5	19	19.5	18	-	19	15.5							
			MM 648	597	483	495	457	-	483	394							
						  1 per carton											
			 <p><b>Armless Seat Unit</b>                      COM: 1.25 YD   1.14 M                      Unit weight: 18 LB   8.2 KG                      Carton weight: 23 LB   10.43 KG                      Carton volume: 7.25 FT³   0.2 MT³</p>	Upholstered seat & back.  Use with beam.	<b>6931</b>	528	568	602	641	704	763	822	873	937	997	1078	1193
						<b>OVERALL DIMENSIONS</b>			<b>SEAT DIMENSIONS</b>			<b>BACK DIMENSIONS</b>					
						<b>W</b>	<b>D</b>	<b>H</b>	<b>W</b>	<b>D</b>	<b>H</b>	<b>W</b>	<b>H</b>				
IN 21	23.5	19				19.5	18	-	19	15.5							
MM 533	597	483				495	457	-	483	394							
						  1 per carton											

SONIC



model 6500S3 beam w/models 6502 seat units and 6507 table top.



model 6514MB (TBL)



model 6515WS (TTU)



model 6508TR (CHM)

STANDARD FEATURES

- Sonic series includes: beam seating, four-legged models, sled base models, tablet models, stools, caster models and task seating.
- Four-legged/freestanding models are standard with straight legs or with a "WS" wall saver frame and durable Black glides.
- "WS" models have a wall saver frame design; rear legs hit the baseboard first leaving clearance between the back of the chair and the wall, saving both the chair and the wall from damage.
- Four-legged/freestanding chairs are standard with Chrome legs.
- Four-legged/freestanding models are stackable up to 5 high on floor and 10 high on dolly 6517WS.
- Units available with or without arms. Arms match selected seat/back finish.
- Tablet arms are extremely rugged, suitable for armed forces and student use. Tablet hinges up to allow ease of egress. Tablet slides forward and back to accommodate any body size comfortably. Tablet models do not stack.
- Standard tablet (D8) size is 18"D x 14.5"W and is made of Black polymer. An optional 18.5"D x 18.5"W high pressure laminate writing tablet is available. The core is hardwood veneer plywood with a radiused edge and finished in clear lacquer. Tablets are attached at the left (TL) or right (TR) (as seated). Please specify.
- Task chairs standard with five prong, injection molded, fiberglass reinforced nylon Black spider base
- Upholstery options: fabric, vinyl or leather. Vinyl and leather models may feature stitch detail across the seat and/or back cushions, if applicable.
- Mesh back (MB) models are available in Black mesh only.
- Sonic beam seating consists of upper seat units (models 6501, 6502, 6503, 6504, 6505 and 6506) including mounting brackets and all hardware necessary for attachment to beam.
- For all beam components, tables and a complete list of available upper seat units, see Beam Seating series.
- Pedestal base model provides fixed location seating for use in auditoriums, classrooms, jury boxes, public venues and more. The base must be mounted to the floor (mounting hardware not included). See Pedestal Base Installation Guide on website for details.

OPTIONAL FEATURES

- **Seat, back + arms finish**  
Polypropylene seats, backs and nylon arms are available in 14 designer colors. Arms match selected seat/back finish or can be specified with Black (BLK) arms. No upcharge.  
(BZB) Buzz Blue (EGP) Eggplant (BLK) Night  
(CCT) Cactus (FOG) Fog (SND) Sand  
(CRO) Carrot (FRO) Frost (SAR) Scarlet  
(IVC) Cloud (INK) Ink (SHW) Shadow  
(DJN) Dijon (LAB) Latte
- **Frame finish**  
For leg frame finish options, please see page 360.
- **Glide type**  
Glides must be chosen to best suit flooring type and site conditions. For more information, please refer to the glide section (page 341).  
**four-legged chair + stool models**  
(BG) Black nylon glides for some hard floor/ carpeted surfaces. Standard.  
(NM) White nylon non-marking glides for some hard floor/carpeted surfaces. No upcharge.  
(FG) Glides w/felt pads are available for vinyl sheet, cork or laminate flooring, please specify (0.375" higher than standard). Add \$43.  
(RG) Glides with rubber pads are available for vinyl, hardwood, laminate, stone or ceramic flooring, please specify (0.563" higher than standard). Add \$43.  
(B) Glides with stainless steel pads are available for carpet or rubber flooring, please specify (0.313" higher than standard). Add \$17.
- **sled base chair models**  
(ST) Black nylon glides.  
(NM) White non-marking glides.
- **Caster type**  
**four-legged chair models**  
(C1) 2" caster for carpeted surfaces  
(C9R) 2.5" caster for most hard floor surfaces. Add \$17.  
**task base models**  
(C65) 2" caster for carpeted surfaces  
(C65R) 2" caster for most hard floor surfaces. Add \$21.
- **Tablets**  
**Standard tablet**  
(D8) Black polymer. 18"D x 14.5"W  
**High pressure laminate tablet**  
18.5"D x 18.5"W. Add \$68. Please specify finish:  
(BLK) Black (DWT) Designer White  
(CMB) Clear Maple (NGL) Noce Grigio
- **Pedestal base**  
Black base with 2" height adjustable cylinders. Please specify:  
(SH) Swivel, auto return to max height. No upcharge.  
(SN) Non-swivel, auto return to max height. Add \$16.  
(SC) Swivel, auto return to center and return to max height. Add \$26.

DESCRIPTION


FEATURES

MODEL #

STANDARD TEXTILE GRADES

List price

6501 312



6501

Armless Seat Unit

COM: N/A

Unit weight: 10 LB | 4.5 KG

Carton weight: 12 LB | 5.44 KG

Carton volume: 6.5 FT<sup>3</sup> | 0.18 MT<sup>3</sup>

Polypropylene seat.

Use with beam.



2 per carton (pricing and specifications are for one seat unit)

OVERALL DIMENSIONS











	W	D	H
IN	20	21.5	17
MM	508	546	432

SEAT DIMENSIONS

	W	D	H
IN	17	16	-
MM	432	406	-

BACK DIMENSIONS

	W	H
IN	17	15
MM	432	381

DESCRIPTION	FEATURES	MODEL#	STANDARD TEXTILE GRADES											
			1	2	3	4	5	6	7	8	9	10	11	12
 <p><b>6502</b></p> <p><b>Armless Seat Unit</b> COM: 0.75 YD   0.69 M Unit weight: 10 LB   4.5 KG Carton weight: 12 LB   5.44 KG Carton volume: 6.5 FT³   0.18 MT³</p>	<p>Upholstered seat.</p> <p>Use with beam.</p>	<b>6502</b>	1	2	3	4	5	6	7	8	9	10	11	12
			353	377	397	421	459	494	529	560	598	634	683	752
			<b>OVERALL DIMENSIONS</b>			<b>SEAT DIMENSIONS</b>			<b>BACK DIMENSIONS</b>					
			<b>W</b>	<b>D</b>	<b>H</b>	<b>W</b>	<b>D</b>	<b>H</b>	<b>W</b>	<b>H</b>				
			IN 20	22	17	17	16	-	17	15				
			MM 508	559	432	432	406	-	432	381				
			<b>RTA 00</b>		2 per carton (pricing and specifications are for one seat unit)									
 <p><b>6503</b></p> <p><b>Armless Seat Unit</b> COM: 0.75 YD   0.69 M Unit weight: 11 LB   5 KG Carton weight: 13 LB   5.9 KG Carton volume: 6.5 FT³   0.18 MT³</p>	<p>Upholstered seat &amp; back.</p> <p>Use with beam.</p>	<b>6503</b>	1	2	3	4	5	6	7	8	9	10	11	12
			389	413	433	456	495	530	565	596	634	671	719	788
			<b>OVERALL DIMENSIONS</b>			<b>SEAT DIMENSIONS</b>			<b>BACK DIMENSIONS</b>					
			<b>W</b>	<b>D</b>	<b>H</b>	<b>W</b>	<b>D</b>	<b>H</b>	<b>W</b>	<b>H</b>				
			IN 20	22	17	17	15.5	-	17	15				
			MM 508	559	432	432	394	-	432	381				
			<b>RTA 00</b>		2 per carton (pricing and specifications are for one seat unit)									
			List price											
 <p><b>6504</b></p> <p><b>Seat Unit w/Arms</b> COM: N/A Unit weight: 11 LB   5 KG Carton weight: 13 LB   5.9 KG Carton volume: 6.5 FT³   0.18 MT³</p>	<p>Polypropylene seat.</p> <p>Use with beam.</p>	<b>6504</b>	1	2	3	4	5	6	7	8	9	10	11	12
			373											
			<b>OVERALL DIMENSIONS</b>			<b>SEAT DIMENSIONS</b>			<b>BACK DIMENSIONS</b>					
			<b>W</b>	<b>D</b>	<b>H</b>	<b>W</b>	<b>D</b>	<b>H</b>	<b>W</b>	<b>H</b>				
			IN 23	21.5	17	17	16	-	17	15				
			MM 584	546	432	432	406	-	432	381				
			<b>RTA 00</b>		2 per carton (pricing and specifications are for one seat unit)									
 <p><b>6505</b></p> <p><b>Seat Unit w/Arms</b> COM: 0.75 YD   0.69 M Unit weight: 11 LB   5 KG Carton weight: 13 LB   5.9 KG Carton volume: 6.5 FT³   0.18 MT³</p>	<p>Upholstered seat.</p> <p>Use with beam.</p>	<b>6505</b>	1	2	3	4	5	6	7	8	9	10	11	12
			417	441	461	485	523	558	593	624	662	698	747	816
			<b>OVERALL DIMENSIONS</b>			<b>SEAT DIMENSIONS</b>			<b>BACK DIMENSIONS</b>					
			<b>W</b>	<b>D</b>	<b>H</b>	<b>W</b>	<b>D</b>	<b>H</b>	<b>W</b>	<b>H</b>				
			IN 23	22	17	17	16	-	17	15				
			MM 584	559	432	432	406	-	432	381				
			<b>RTA 00</b>		2 per carton (pricing and specifications are for one seat unit)									
 <p><b>6506</b></p> <p><b>Seat Unit w/Arms</b> COM: 0.75 YD   0.69 M Unit weight: 12 LB   5.5 KG Carton weight: 14 LB   6.35 KG Carton volume: 6.5 FT³   0.18 MT³</p>	<p>Upholstered seat &amp; back.</p> <p>Use with beam.</p>	<b>6506</b>	1	2	3	4	5	6	7	8	9	10	11	12
			451	475	495	518	557	592	627	658	696	733	781	850
			<b>OVERALL DIMENSIONS</b>			<b>SEAT DIMENSIONS</b>			<b>BACK DIMENSIONS</b>					
			<b>W</b>	<b>D</b>	<b>H</b>	<b>W</b>	<b>D</b>	<b>H</b>	<b>W</b>	<b>H</b>				
			IN 23	22	17	17	15.5	-	17	15				
			MM 584	559	432	432	394	-	432	381				
			<b>RTA 00</b>		2 per carton (pricing and specifications are for one seat unit)									



DESCRIPTION FEATURES MODEL# STANDARD TEXTILE GRADES



**Bookrack**

COM: N/A  
 Unit weight: 3 LB | 1.4 KG  
 Carton weight: 5 LB | 2.27 KG  
 Carton volume: 3.6 FT³ | 0.1 MT³

List price

**6500BR** 204

OVERALL DIMENSIONS			SEAT DIMENSIONS			BACK DIMENSIONS	
W	D	H	W	D	H	W	H

IN	16.5	14.75	12.5	-	-	-	-
MM	419	375	318	-	-	-	-

**RTA 00** 1 per carton



6508



6508MB (mesh back)

**Armless Chair**

COM: N/A  
 Unit weight: 7.5 LB | 3.4 KG  
 Carton weight: 11.5 LB | 5.22 KG  
 Carton volume: 13.75 FT³ | 0.38 MT³

Polypropylene seat.  
 Stacks 5 high on floor.  
 Stacks 10 high on dolly.

List price

**6508** 228  
**6508WS** 260  
**6508MB** 290  
**6508WSMB** 321

OVERALL DIMENSIONS			SEAT DIMENSIONS			BACK DIMENSIONS	
W	D	H	W	D	H	W	H

IN	21.5	22	33	17	16	18	17
MM	546	559	838	432	406	457	432

**RTA 00** 2 per carton (pricing and specifications are for one chair)



6508TR



6508TRMB (mesh back)

**Armless Chair w/Tablet**

COM: N/A  
 Unit weight: 20 LB | 9.1 KG  
 Carton weight: 26 LB | 11.79 KG  
 Carton volume: 14.25 FT³ | 0.4 MT³

Polypropylene seat.  
 Does not stack.  
**Specify (L) left or (R) right tablet.**  
**(Example: 6508TL or 6508TR).**

List price

**6508T** 508  
**6508TWS** 539  
**6508TMB** 568  
**6508TWSMB** 602

OVERALL DIMENSIONS			SEAT DIMENSIONS			BACK DIMENSIONS	
W	D	H	W	D	H	W	H

IN	24.75	26.5	32	17	16	18	17
MM	629	673	813	432	406	457	432

**RTA 00** 1 per carton



6509



6509MB (mesh back)

**Armless Chair**

COM: 0.75 YD | 0.69 M  
 Unit weight: 10 LB | 4.5 KG  
 Carton weight: 14 LB | 6.35 KG  
 Carton volume: 13.75 FT³ | 0.38 MT³

Upholstered seat.  
 Stacks 5 high on floor.  
 Stacks 10 high on dolly.

	1	2	3	4	5	6	7	8	9	10	11	12
<b>6509</b>	291	315	335	359	397	432	467	498	536	572	621	690
<b>6509MB</b>	352	376	396	420	458	493	528	559	597	633	682	751
<b>6509WS</b>	318	342	362	386	424	459	494	525	563	599	648	717
<b>6509WSMB</b>	380	404	424	448	486	521	556	587	625	661	710	779

OVERALL DIMENSIONS			SEAT DIMENSIONS			BACK DIMENSIONS	
W	D	H	W	D	H	W	H

IN	21.5	22	33	17	16	18.5	17
MM	546	559	838	432	406	470	432

**RTA 00** 2 per carton (pricing and specifications are for one chair)



6509TR



6509TRMB (mesh back)

**Armless Chair w/Tablet**

COM: 0.75 YD | 0.69 M  
 Unit weight: 22 LB | 10 KG  
 Carton weight: 28 LB | 12.7 KG  
 Carton volume: 14.25 FT³ | 0.4 MT³






Upholstered seat.  
 Does not stack.  
**Specify (L) left or (R) right tablet.**  
**(Example: 6509TL or 6509TR).**

	1	2	3	4	5	6	7	8	9	10	11	12
<b>6509T</b>	572	596	616	640	678	713	748	779	817	853	902	971
<b>6509TWS</b>	598	622	642	666	704	739	774	805	843	879	928	997
<b>6509TMB</b>	633	657	677	701	739	774	809	840	878	914	963	1032
<b>6509TWSMB</b>	660	684	704	728	766	801	836	867	905	941	990	1059

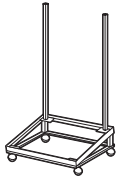
OVERALL DIMENSIONS			SEAT DIMENSIONS			BACK DIMENSIONS	
W	D	H	W	D	H	W	H

IN	24.75	26.5	32	17	16	18.5	17
MM	629	673	813	432	406	470	432

**RTA 00** 1 per carton

DESCRIPTION	FEATURES	MODEL#	STANDARD TEXTILE GRADES															
			1	2	3	4	5	6	7	8	9	10	11	12				
 <p><b>6511</b></p> <p><b>Armless Chair</b> COM: 0.75 YD   0.69 M Unit weight: 11 LB   5 KG Carton weight: 15 LB   6.8 KG Carton volume: 13.75 FT³   0.38 MT³</p>	<p>Upholstered seat &amp; back.</p> <p>Stacks 5 high on floor.</p> <p>Stacks 10 high on dolly.</p>	<b>6511</b>	1	2	3	4	5	6	7	8	9	10	11	12				
			332	356	376	399	438	473	508	539	577	614	662	731				
			<b>6511WS</b> Wall saver	360	384	404	427	466	501	536	567	605	642	690	759			
			<b>OVERALL DIMENSIONS</b>	<b>W</b>	<b>D</b>	<b>H</b>	<b>SEAT DIMENSIONS</b>	<b>W</b>	<b>D</b>	<b>H</b>	<b>BACK DIMENSIONS</b>	<b>W</b>	<b>H</b>					
			IN 21.5	22	33.5	17	15.5	18.5	17	15	MM 546	559	851	432	394	470	432	381
		<b>RTA 00</b>	2 per carton (pricing and specifications are for one chair)															
 <p><b>6511TR</b></p> <p><b>Armless Chair w/Tablet</b> COM: 0.75 YD   0.69 M Unit weight: 23 LB   10.5 KG Carton weight: 29 LB   13.15 KG Carton volume: 14.25 FT³   0.4 MT³</p>	<p>Upholstered seat &amp; back.</p> <p>Does not stack.</p> <p><b>Specify (L) left or (R) right tablet.</b> <b>(Example: 6511TL or 6511TR).</b></p>	<b>6511T</b>	1	2	3	4	5	6	7	8	9	10	11	12				
			613	637	657	680	719	754	789	820	858	895	943	1012				
			<b>OVERALL DIMENSIONS</b>	<b>W</b>	<b>D</b>	<b>H</b>	<b>SEAT DIMENSIONS</b>	<b>W</b>	<b>D</b>	<b>H</b>	<b>BACK DIMENSIONS</b>	<b>W</b>	<b>H</b>					
			IN 24.75	26.5	32.5	17	16	18.5	17	15	MM 629	673	826	432	406	470	432	381
					<b>RTA 00</b>	1 per carton												
 <p><b>6513</b></p> <p><b>Armchair</b> COM: N/A Unit weight: 9.5 LB   4.3 KG Carton weight: 13.5 LB   6.12 KG Carton volume: 13.75 FT³   0.38 MT³</p>	<p>Polypropylene seat.</p> <p>Stacks 5 high on floor.</p> <p>Stacks 10 high on dolly.</p>	<b>6513</b>	List price															
			<b>6513</b>	297														
			<b>6513WS</b>	325														
			<b>6513MB</b>	358														
			<b>6513WSMB</b>	387														
<b>6513MB</b> (mesh back)		<b>OVERALL DIMENSIONS</b>	<b>W</b>	<b>D</b>	<b>H</b>	<b>SEAT DIMENSIONS</b>	<b>W</b>	<b>D</b>	<b>H</b>	<b>BACK DIMENSIONS</b>	<b>W</b>	<b>H</b>						
IN 23	22	33	17	16	18	17	15	MM 584	559	838	432	406	457	432	381			
		<b>RTA 00</b>	2 per carton (pricing and specifications are for one chair)															
 <p><b>6514</b></p> <p><b>Armchair</b> COM: 0.75 YD   0.69 M Unit weight: 12 LB   5.5 KG Carton weight: 16 LB   7.26 KG Carton volume: 13.75 FT³   0.38 MT³</p>	<p>Upholstered seat.</p> <p>Stacks 5 high on floor.</p> <p>Stacks 10 high on dolly.</p>	<b>6514</b>	1	2	3	4	5	6	7	8	9	10	11	12				
			358	382	402	426	464	499	534	565	603	639	688	757				
			<b>6514WS</b>	387	411	431	455	493	528	563	594	632	668	717	786			
			<b>6514MB</b>	418	442	462	486	524	559	594	625	663	699	748	817			
			<b>6514WSMB</b>	447	471	491	515	553	588	623	654	692	728	777	846			
<b>6514MB</b> (mesh back)		<b>OVERALL DIMENSIONS</b>	<b>W</b>	<b>D</b>	<b>H</b>	<b>SEAT DIMENSIONS</b>	<b>W</b>	<b>D</b>	<b>H</b>	<b>BACK DIMENSIONS</b>	<b>W</b>	<b>H</b>						
IN 23	22	33	17	16	18.5	17	14.5	MM 584	559	838	432	406	470	432	368			
		<b>RTA 00</b>	2 per carton (pricing and specifications are for one chair)															
 <p><b>6515</b></p> <p><b>Armchair</b> COM: 0.75 YD   0.69 M Unit weight: 13 LB   5.9 KG Carton weight: 17 LB   7.71 KG Carton volume: 13.75 FT³   0.38 MT³</p>	<p>Upholstered seat &amp; back.</p> <p>Stacks 5 high on floor.</p> <p>Stacks 10 high on dolly.</p>	<b>6515</b>	1	2	3	4	5	6	7	8	9	10	11	12				
			395	419	439	462	501	536	571	602	640	677	725	794				
			<b>6515WS</b> Wall saver	426	466	500	538	603	661	720	771	835	896	976	1091			
			<b>OVERALL DIMENSIONS</b>	<b>W</b>	<b>D</b>	<b>H</b>	<b>SEAT DIMENSIONS</b>	<b>W</b>	<b>D</b>	<b>H</b>	<b>BACK DIMENSIONS</b>	<b>W</b>	<b>H</b>					
			IN 23	22	33.5	17	15.5	18.5	17	15	MM 584	559	851	432	394	470	432	381
		<b>RTA 00</b>	2 per carton (pricing and specifications are for one chair)															

DESCRIPTION FEATURES MODEL# STANDARD TEXTILE GRADES



**Dolly - Wall Saver**

COM: N/A

Unit weight: 17 LB | 7.7 KG

Carton weight: 20 LB | 9.07 KG

Carton volume: 4 FT³ | 0.11 MT³

Accommodates 10 chairs.

List price

**6517WS** 388  
Wall saver

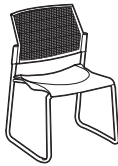
OVERALL DIMENSIONS			SEAT DIMENSIONS			BACK DIMENSIONS	
W	D	H	W	D	H	W	H

IN 23.25	24.75	12.25	-	-	-	-	-
MM 591	629	311	-	-	-	-	-

**RTA 1** 2 cartons



6518



6518MB (mesh back)

**Armless Chair w/Sled Base**

COM: N/A

Unit weight: 9 LB | 4.1 KG

Carton weight: 11.5 LB | 5.22 KG

Carton volume: 13.75 FT³ | 0.38 MT³

Polypropylene seat.

Stacks 5 high on floor.

Stacks 10 high on dolly.

List price

**6518** 290  
**6518WS** 318  
**6518MB** 351  
**6518WSMB** 380

OVERALL DIMENSIONS			SEAT DIMENSIONS			BACK DIMENSIONS	
W	D	H	W	D	H	W	H

IN 21.5	22	33	17	16	18	17	15
MM 546	559	838	432	406	457	432	381

**RTA 00** 2 per carton (pricing and specifications are for one chair)



6519



6519MB (mesh back)

**Armless Chair w/Sled Base**

COM: 0.75 YD | 0.69 M

Unit weight: 11.5 LB | 5.2 KG

Carton weight: 15.5 LB | 7.03 KG

Carton volume: 13.75 FT³ | 0.38 MT³

Upholstered seat.

Stacks 5 high on floor.

Stacks 10 high on dolly.

	1	2	3	4	5	6	7	8	9	10	11	12
--	---	---	---	---	---	---	---	---	---	----	----	----

<b>6519</b>	351	375	395	419	457	492	527	558	596	632	681	750
<b>6519WS</b>	380	404	424	448	486	521	556	587	625	661	710	779
<b>6519MB</b>	411	435	455	479	517	552	587	618	656	692	741	810
<b>6519WSMB</b>	440	464	484	508	546	581	616	647	685	721	770	839

OVERALL DIMENSIONS			SEAT DIMENSIONS			BACK DIMENSIONS	
W	D	H	W	D	H	W	H

IN 21.5	22	33	17	16	18.5	17	14.5
MM 546	559	838	432	406	470	432	368

**RTA 00** 2 per carton (pricing and specifications are for one chair)



6521

**Armless Chair w/Sled Base**

COM: 0.75 YD | 0.69 M

Unit weight: 12.5 LB | 5.7 KG

Carton weight: 16.5 LB | 7.48 KG

Carton volume: 13.75 FT³ | 0.38 MT³

Upholstered seat & back.

Stacks 5 high on floor.

Stacks 10 high on dolly.

	1	2	3	4	5	6	7	8	9	10	11	12
--	---	---	---	---	---	---	---	---	---	----	----	----

<b>6521</b>	388	412	433	456	493	529	564	595	633	669	718	787
<b>6521WS</b>	419	443	464	487	524	560	595	626	664	700	749	818

OVERALL DIMENSIONS			SEAT DIMENSIONS			BACK DIMENSIONS	
W	D	H	W	D	H	W	H

IN 21.5	22	33.5	17	16	18.5	17	15
MM 546	559	851	432	406	470	432	381

**RTA 00** 2 per carton (pricing and specifications are for one chair)



6523



6523MB (mesh back)

**Armchair w/Sled Base**

COM: N/A

Unit weight: 11 LB | 5 KG

Carton weight: 15 LB | 6.8 KG

Carton volume: 13.75 FT³ | 0.38 MT³

Polypropylene seat.

Stacks 5 high on floor.

Stacks 10 high on dolly.




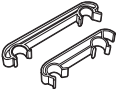

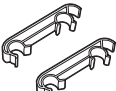



List price









**6523** 357  
**6523WS** 386  
**6523MB** 417  
**6523WSMB** 446










OVERALL DIMENSIONS			SEAT DIMENSIONS			BACK DIMENSIONS	
W	D	H	W	D	H	W	H






IN 23	22	33	17	16	18	17	15
MM 584	559	838	432	406	457	432	381






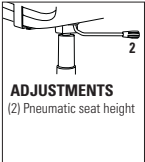



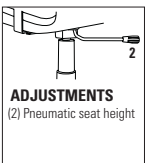


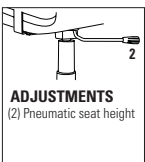

**RTA 00** 2 per carton (pricing and specifications are for one chair)

DESCRIPTION	FEATURES	MODEL#	STANDARD TEXTILE GRADES											
			1	2	3	4	5	6	7	8	9	10	11	12
 6524	 6524MB (mesh back)	Upholstered seat. Stacks 5 high on floor. Stacks 10 high on dolly.	6524 417 441 461 485 523 558 593 624 662 698 747 816	6524WS 447 471 491 515 553 588 623 654 692 728 777 846	6524MB 478 502 522 546 584 619 654 685 723 759 808 877	6524WSMB 509 533 553 577 615 650 685 716 754 790 839 908								
			<b>OVERALL DIMENSIONS</b> W D H	<b>SEAT DIMENSIONS</b> W D H	<b>BACK DIMENSIONS</b> W H									
<b>Armchair w/Sled Base</b> COM: 0.75 YD   0.69 M Unit weight: 13.5 LB   6.1 KG Carton weight: 16 LB   7.26 KG Carton volume: 11.75 FT³   0.33 MT³			IN 23 22 33 17 16 18.5 17 14.5 MM 584 559 838 432 406 470 432 368			<b>RTA 00</b> 2 per carton (pricing and specifications are for one chair)								
 6525	Upholstered seat & back. Stacks 5 high on floor. Stacks 10 high on dolly.	6525 453 477 498 521 558 594 629 660 698 734 783 852	6525WS 484 508 529 552 589 625 660 691 729 765 814 883											
		<b>OVERALL DIMENSIONS</b> W D	<b>SEAT DIMENSIONS</b> H W D	<b>BACK DIMENSIONS</b> H WH										
<b>Armchair</b> COM: 0.75 YD   0.69 M Unit weight: 14.5 LB   6.6 KG Carton weight: 18.5 LB   8.39 KG Carton volume: 13.75 FT³   0.38 MT³			IN 23 22 33.5 17 16 18.5 17 15 MM 584 559 851 432 406 470 432 381	<b>RTA 00</b> 2 per carton (pricing and specifications are for one chair)										
 6522	For four-legged models only.	List price 6522 16												
		<b>OVERALL DIMENSIONS</b> W D H	<b>SEAT DIMENSIONS</b> W D H	<b>BACK DIMENSIONS</b> W H										
<b>Ganging Brackets - Set of 2</b> COM: N/A Unit weight: 0.07 LB   N/A KG Carton weight: 0.16 LB   0.07 KG Carton volume: 1 FT³   0.02 MT³		IN 0.87 7.75 1.5 - - - - - MM 22 197 38 - - - - -	<b>RTA 00</b>  Pricing is for the set, specifications are for one bracket											
 6526	Sled base models only.	List price 6526 18												
		<b>OVERALL DIMENSIONS</b> W D H	<b>SEAT DIMENSIONS</b> W D H	<b>BACK DIMENSIONS</b> W H										
<b>Ganging Brackets - Set of 2</b> COM: N/A Unit weight: 0.25 LB   0.004 KG Carton weight: 0.01 LB   0.004 KG Carton volume: 0.5 FT³   0.01 MT³		IN 0.75 5.75 1.25 - - - - - MM 19 146 32 - - - - -	<b>RTA 00</b>  Pricing is for the set, specifications are for one bracket											
 6558	 6558MB (mesh back)	List price 6558 401	6558MB 463											
		<b>OVERALL DIMENSIONS</b> W D H	<b>SEAT DIMENSIONS</b> W D H	<b>BACK DIMENSIONS</b> W H										
<b>Armless Bar Stool</b> COM: N/A Unit weight: 15 LB   6.8 KG Carton weight: 24 LB   10.89 KG Carton volume: 17.5 FT³   0.49 MT³	Polypropylene seat. Stacks 5 high on floor.	IN 22 23 44 17 16 28 17 15 MM 559 584 1118 432 406 711 432 381	<b>RTA 00</b> 1 per carton											


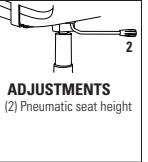

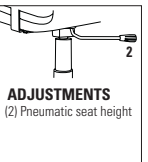


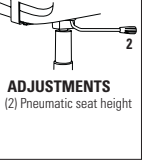


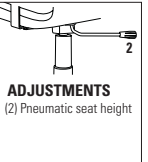

DESCRIPTION	FEATURES	MODEL#	STANDARD TEXTILE GRADES										
 <p><b>6558CS</b></p> <p><b>Armless Counter Stool</b> COM: N/A Unit weight: 14 LB   6.4 KG Carton weight: 18.5 LB   8.39 KG Carton volume: 17.75 FT³   0.5 MT³</p>	 <p><b>6558CSMB (mesh back)</b></p> <p>Polypropylene seat. Stacks 5 high on floor.</p>	List price											
		<p><b>6558CS</b> 401</p> <p><b>6558CSMB</b> 463 Mesh back</p>	<b>OVERALL DIMENSIONS</b>			<b>SEAT DIMENSIONS</b>			<b>BACK DIMENSIONS</b>				
		<b>W</b>	<b>D</b>	<b>H</b>	<b>W</b>	<b>D</b>	<b>H</b>	<b>W</b>	<b>H</b>				
		IN 22	22.5	38	17	16	24	17	15				
		MM 559	572	965	432	406	610	432	381				
		<b>RTA 00</b>										2 per carton (pricing and specifications are for one chair)	
 <p><b>6559</b></p> <p><b>Armless Bar Stool</b> COM: 0.75 YD   0.69 M Unit weight: 18 LB   8.2 KG Carton weight: 27 LB   12.25 KG Carton volume: 17.5 FT³   0.49 MT³</p>	 <p><b>6559MB (mesh back)</b></p> <p>Upholstered seat. Stacks 5 high on floor.</p>	List price											
		<p><b>6559</b> 444 468 488 512 550 585 620 651 689 725 774 843</p> <p><b>6559MB</b> 505 529 549 573 611 646 681 712 750 786 835 904 Mesh back</p>	<b>OVERALL DIMENSIONS</b>			<b>SEAT DIMENSIONS</b>			<b>BACK DIMENSIONS</b>				
		<b>W</b>	<b>D</b>	<b>H</b>	<b>W</b>	<b>D</b>	<b>H</b>	<b>W</b>	<b>H</b>				
		IN 22	23	44	17	16	28.5	17	15				
		MM 559	584	1118	432	406	724	432	381				
		<b>RTA 00</b>										1 per carton	
 <p><b>6559CS</b></p> <p><b>Armless Counter Stool</b> COM: 0.75 YD   0.69 M Unit weight: 17 LB   7.7 KG Carton weight: 21.5 LB   9.75 KG Carton volume: 17.75 FT³   0.5 MT³</p>	 <p><b>6559CSMB (mesh back)</b></p> <p>Upholstered seat. Stacks 5 high on floor.</p>	List price											
		<p><b>6559CS</b> 444 468 488 512 550 585 620 651 689 725 774 843</p> <p><b>6559CSMB</b> 505 529 549 573 611 646 681 712 750 786 835 904 Mesh back</p>	<b>OVERALL DIMENSIONS</b>			<b>SEAT DIMENSIONS</b>			<b>BACK DIMENSIONS</b>				
		<b>W</b>	<b>D</b>	<b>H</b>	<b>W</b>	<b>D</b>	<b>H</b>	<b>W</b>	<b>H</b>				
		IN 22	22.5	38	17	16	24.5	17	15				
		MM 559	572	965	432	406	622	432	381				
		<b>RTA 00</b>										2 per carton (pricing and specifications are for one chair)	
 <p><b>6561</b></p> <p><b>Armless Bar Stool</b> COM: 0.75 YD   0.69 M Unit weight: 19 LB   8.6 KG Carton weight: 28 LB   12.7 KG Carton volume: 17.5 FT³   0.49 MT³</p>	<p>Upholstered seat &amp; back. Stacks 5 high on floor.</p>	List price											
		<p><b>6561</b> 484 508 529 552 589 625 660 691 729 765 814 883</p>	<b>OVERALL DIMENSIONS</b>			<b>SEAT DIMENSIONS</b>			<b>BACK DIMENSIONS</b>				
		<b>W</b>	<b>D</b>	<b>H</b>	<b>W</b>	<b>D</b>	<b>H</b>	<b>W</b>	<b>H</b>				
		IN 22	23	44.5	17	16	28.5	17	15				
		MM 559	584	1130	432	406	724	432	381				
		<b>RTA 00</b>										1 per carton	
 <p><b>6561CS</b></p> <p><b>Armless Counter Stool</b> COM: 0.75 YD   0.69 M Unit weight: 18 LB   8.2 KG Carton weight: 22.5 LB   12.7 KG Carton volume: 17.75 FT³   0.5 MT³</p>	<p>Upholstered seat &amp; back. Stacks 5 high on floor.</p>	List price											
		<p><b>6561CS</b> 484 508 529 552 589 625 660 691 729 765 814 883</p>	<b>OVERALL DIMENSIONS</b>			<b>SEAT DIMENSIONS</b>			<b>BACK DIMENSIONS</b>				
		<b>W</b>	<b>D</b>	<b>H</b>	<b>W</b>	<b>D</b>	<b>H</b>	<b>W</b>	<b>H</b>				
		IN 22	22.5	38	17	15.5	24.5	17	15				
		MM 559	572	965	432	394	622	432	381				
		<b>RTA 00</b>										2 per carton (pricing and specifications are for one chair)	

DESCRIPTION		FEATURES	MODEL#	STANDARD TEXTILE GRADES												
 <p><b>6563</b></p> <p><b>Bar Stool w/Arms</b> COM: N/A Unit weight: 18 LB   8.2 KG Carton weight: 27 LB   12.25 KG Carton volume: 17.5 FT³   0.49 MT³</p>	 <p><b>6563MB (mesh back)</b></p> <p>Polypropylene seat. Stacks 5 high on floor.</p>		List price													
			<b>6563</b>	472												
			List price													
			<b>6563MB</b>	532												
			OVERALL DIMENSIONS			SEAT DIMENSIONS			BACK DIMENSIONS							
			W	D	H	W	D	H	W	H						
			IN	23	23	44	17	16	28	17	15					
			MM	584	584	1118	432	406	711	432	381					
			RTA 00		1 per carton											
 <p><b>6563CS</b></p> <p><b>Counter Stool w/Arms</b> COM: N/A Unit weight: 15 LB   6.8 KG Carton weight: 19.5 LB   8.85 KG Carton volume: 17.75 FT³   0.5 MT³</p>	 <p><b>6563CSMB (mesh back)</b></p> <p>Polypropylene seat. Stacks 5 high on floor.</p>		List price													
			<b>6563CS</b>	472												
			List price													
			<b>6563CSMB</b>	532												
			OVERALL DIMENSIONS			SEAT DIMENSIONS			BACK DIMENSIONS							
			W	D	H	W	D	H	W	H						
			IN	23	22.5	38	17	16	24	17	15					
			MM	584	572	965	432	406	610	432	381					
			RTA 00		2 per carton (pricing and specifications are for one chair)											
 <p><b>6564</b></p> <p><b>Bar Stool w/Arms</b> COM: 0.75 YD   0.69 M Unit weight: 19 LB   8.6 KG Carton weight: 28 LB   12.7 KG Carton volume: 17.5 FT³   0.49 MT³</p>	 <p><b>6564MB (mesh back)</b></p> <p>Upholstered seat. Stacks 5 high on floor.</p>		1	2	3	4	5	6	7	8	9	10	11	12		
			<b>6564</b>	514	538	558	582	620	655	690	721	759	795	844	913	
			<b>6564MB</b>	574	598	618	642	680	715	750	781	819	855	904	973	
			Mesh back													
			OVERALL DIMENSIONS			SEAT DIMENSIONS			BACK DIMENSIONS							
			W	D	H	W	D	H	W	H						
			IN	23	23	44	17	16	28.5	17	15					
			MM	584	584	1118	432	406	724	432	381					
			RTA 00		1 per carton											
 <p><b>6564CS</b></p> <p><b>Counter Stool w/Arms</b> COM: 0.75 YD   0.69 M Unit weight: 18 LB   8.2 KG Carton weight: 22.5 LB   10.21 KG Carton volume: 17.75 FT³   0.5 MT³</p>	 <p><b>6564CSMB (mesh back)</b></p> <p>Upholstered seat. Stacks 5 high on floor.</p>		1	2	3	4	5	6	7	8	9	10	11	12		
			<b>6564CS</b>	514	538	558	582	620	655	690	721	759	795	844	913	
			<b>6564CSMB</b>	574	598	618	642	680	715	750	781	819	855	904	973	
			Mesh back													
			OVERALL DIMENSIONS			SEAT DIMENSIONS			BACK DIMENSIONS							
			W	D	H	W	D	H	W	H						
			IN	23	22.5	38	17	16	24	17	15					
			MM	584	572	965	432	406	610	432	381					
			RTA 00		2 per carton (pricing and specifications are for one chair)											
 <p><b>6565</b></p> <p><b>Bar Stool w/Arms</b> COM: 0.75 YD   0.69 M Unit weight: 20 LB   9.1 KG Carton weight: 29 LB   13.15 KG Carton volume: 17.5 FT³   0.49 MT³</p>			1	2	3	4	5	6	7	8	9	10	11	12		
			<b>6565</b>	552	576	597	620	658	693	729	759	798	834	882	951	
			OVERALL DIMENSIONS			SEAT DIMENSIONS			BACK DIMENSIONS							
			W	D	H	W	D	H	W	H						
			IN	23	23	44.5	17	16	28.5	17	15					
			MM	584	584	1130	432	406	724	432	381					
			RTA 00		1 per carton											

DESCRIPTION	FEATURES	MODEL#	STANDARD TEXTILE GRADES														
			1	2	3	4	5	6	7	8	9	10	11	12			
 <p><b>Counter Stool w/Arms</b> COM: 0.75 YD   0.69 M Unit weight: 19 LB   8.6 KG Carton weight: 23.5 LB   10.66 KG Carton volume: 17.75 FT³   0.5 MT³</p>	Upholstered seat & back. Stacks 5 high on floor.	<b>6565CS</b>	552	576	597	620	657	693	728	759	797	833	882	951			
			OVERALL DIMENSIONS			SEAT DIMENSIONS			BACK DIMENSIONS								
			W	D	H	W	D	H	W	H							
			IN 23	22.5	38	17	15.5	24.5	17	15							
MM 584	572	965	432	394	622	432	381										
			<b>RTA 00</b> 2 per carton (pricing and specifications are for one chair)														
 <p><b>Armchair w/Casters</b> COM: N/A Unit weight: 11.5 LB   5.2 KG Carton weight: 15.75 LB   7.14 KG Carton volume: 15.5 FT³   0.43 MT³</p>	Polypropylene seat. Does not stack.	<b>6573</b>	List price														
			392														
			<b>6573MB</b>	452													
			OVERALL DIMENSIONS			SEAT DIMENSIONS			BACK DIMENSIONS								
W	D	H	W	D	H	W	H										
IN 23	22	33	17	16	18	17	15										
MM 584	559	838	432	406	457	432	381										
			<b>RTA 00</b> 2 per carton (pricing and specifications are for one chair), 1 per carton for chair w/tablet														
 <p><b>6574</b></p>	Upholstered seat. Does not stack.	<b>6574MB</b> (mesh back)	List price														
			433	457	477	501	539	574	609	640	678	714	763	832			
			<b>6574MB</b>	493	517	537	561	599	634	669	700	738	774	823	892		
			OVERALL DIMENSIONS			SEAT DIMENSIONS			BACK DIMENSIONS								
W	D	H	W	D	H	W	H										
IN 23	22	33	17	16	18.5	17	14.5										
MM 584	559	838	432	406	470	432	368										
			<b>RTA 00</b> 2 per carton (pricing and specifications are for one chair), 1 per carton for chair w/tablet														
 <p><b>6574</b></p>	Upholstered seat & back. Does not stack.	<b>6575</b>	List price														
			478	502	522	545	584	619	654	685	723	760	808	877			
			OVERALL DIMENSIONS			SEAT DIMENSIONS			BACK DIMENSIONS								
			W	D	H	W	D	H	W	H							
IN 23	22	33.5	17	15.5	18.5	17	15										
MM 584	559	851	432	394	470	432	381										
			<b>RTA 00</b> 2 per carton (pricing and specifications are for one chair), 1 per carton for chair w/tablet														
 <p><b>6577</b></p>	Polypropylene seat. Does not stack.	<b>6577MB</b> (mesh back)	List price														
			324														
			<b>6577MB</b>	385													
			OVERALL DIMENSIONS			SEAT DIMENSIONS			BACK DIMENSIONS								
W	D	H	W	D	H	W	H										
IN 21.5	22	33	17	16	18	17	15										
MM 546	559	838	432	406	457	432	381										
			<b>RTA 00</b> 2 per carton (pricing and specifications are for one chair), 1 per carton for chair w/tablet														

DESCRIPTION	FEATURES	MODEL#	STANDARD TEXTILE GRADES												
			1	2	3	4	5	6	7	8	9	10	11	12	
 <p><b>6578</b></p> <p><b>Armless Chair w/Casters</b> COM: 0.75 YD   0.69 M Unit weight: 12 LB   5.5 KG Carton weight: 16.25 LB   7.37 KG Carton volume: 15.5 FT³   0.43 MT³</p>	 <p><b>6578MB</b> (mesh back)</p> <p>Upholstered seat. Does not stack.</p>	<b>6578</b>	372	396	416	440	478	513	548	579	617	653	702	771	
		<b>6578MB</b>	431	455	475	499	537	572	607	638	676	712	761	830	
			<b>OVERALL DIMENSIONS</b>			<b>SEAT DIMENSIONS</b>			<b>BACK DIMENSIONS</b>						
			<b>W</b>	<b>D</b>	<b>H</b>	<b>W</b>	<b>D</b>	<b>H</b>	<b>W</b>		<b>H</b>				
			IN 21.5	22	33	17	16	18.5	17		14.5				
			MM 546	559	838	432	406	470	432		368				
			<b>RTA 00</b>	2 per carton (pricing and specifications are for one chair), 1 per carton for chair w/tablet											
 <p><b>6579</b></p> <p><b>Armless Chair w/Casters</b> COM: 0.75 YD   0.69 M Unit weight: 13 LB   5.9 KG Carton weight: 17 LB   7.71 KG Carton volume: 13.75 FT³   0.38 MT³</p>	<p>Upholstered seat &amp; back. Does not stack.</p>	<b>6579</b>	410	434	454	477	516	551	586	617	655	692	740	809	
					<b>OVERALL DIMENSIONS</b>			<b>SEAT DIMENSIONS</b>			<b>BACK DIMENSIONS</b>				
			<b>W</b>	<b>D</b>	<b>H</b>	<b>W</b>	<b>D</b>	<b>H</b>	<b>W</b>		<b>H</b>				
			IN 21.5	22	33.5	17	15.5	18.5	17		15				
			MM 546	559	851	432	394	470	432		381				
			<b>RTA 00</b>	2 per carton (pricing and specifications are for one chair), 1 per carton for chair w/tablet											
 <p><b>6537</b></p> <p><b>Armless LB Task</b> COM: N/A Unit weight: 17.5 LB   8 KG Carton weight: 21.5 LB   9.75 KG Carton volume: 6.5 FT³   0.18 MT³</p>	 <p><b>6537MB</b> (mesh back)</p> <p>Polypropylene seat. Ergonomic features: C</p>	 <p><b>ADJUSTMENTS</b> (2) Pneumatic seat height</p>													
					List price										
			<b>6537</b>	415											
			<b>6537MB</b>	475											
			<b>OVERALL DIMENSIONS</b>			<b>SEAT DIMENSIONS</b>			<b>BACK DIMENSIONS</b>						
			<b>W</b>	<b>D</b>	<b>H</b>	<b>W</b>	<b>D</b>	<b>H</b>	<b>W</b>		<b>H</b>				
			IN 20.5	20.5	32.5	17	16	15.5-20.5	17		15				
			MM 521	521	826	432	406	394-521	432		381				
			<b>RTA 1</b>	 1 per carton											
 <p><b>6538</b></p> <p><b>Armless LB Task</b> COM: 0.75 YD   0.69 M Unit weight: 18.5 LB   8.4 KG Carton weight: 22.5 LB   10.21 KG Carton volume: 6.5 FT³   0.18 MT³</p>	 <p><b>6538MB</b> (mesh back)</p> <p>Upholstered seat. Ergonomic features: C</p>	 <p><b>ADJUSTMENTS</b> (2) Pneumatic seat height</p>													
					List price										
			<b>6538</b>	461	485	505	529	567	602	637	668	706	742	791	860
			<b>6538MB</b>	521	545	565	589	627	662	697	728	766	802	851	920
			<b>OVERALL DIMENSIONS</b>			<b>SEAT DIMENSIONS</b>			<b>BACK DIMENSIONS</b>						
			<b>W</b>	<b>D</b>	<b>H</b>	<b>W</b>	<b>D</b>	<b>H</b>	<b>W</b>		<b>H</b>				
			IN 20.5	20.5	32.5	17	16	16-20	17		14.5				
			MM 521	521	826	432	406	406-508	432		368				
			<b>RTA 1</b>	 1 per carton											
 <p><b>6539</b></p> <p><b>Armless LB Task</b> COM: 0.75 YD   0.69 M Unit weight: 19.5 LB   8.9 KG Carton weight: 23.5 LB   10.66 KG Carton volume: 6.5 FT³   0.18 MT³</p>	<p>Upholstered seat &amp; back. Ergonomic features: C</p>	 <p><b>ADJUSTMENTS</b> (2) Pneumatic seat height</p>													
					List price										
			<b>6539</b>	496	520	541	564	601	637	672	703	741	777	826	895
			<b>OVERALL DIMENSIONS</b>			<b>SEAT DIMENSIONS</b>			<b>BACK DIMENSIONS</b>						
			<b>W</b>	<b>D</b>	<b>H</b>	<b>W</b>	<b>D</b>	<b>H</b>	<b>W</b>		<b>H</b>				
			IN 20.5	20.5	33	17	15.5	16-20	17		15				
			MM 521	521	838	432	394	406-508	432		381				
			<b>RTA 1</b>	 1 per carton											



DESCRIPTION	FEATURES	MODEL#	STANDARD TEXTILE GRADES													
			1	2	3	4	5	6	7	8	9	10	11	12		
 <p><b>Armless LB Task Pedestal Base</b>                      COM: 0.75 YD   0.69 M                      Unit weight: 22 LB   10 KG                      Carton weight: 30 LB   13.61 KG                      Carton volume: 9.75 FT³   0.27 MT³</p>	 <p><b>ADJUSTMENTS</b> (2) Pneumatic seat height</p> <p>Upholstered seat &amp; back. Ergonomic features: C</p> <p><b>Available with tablet:</b> Specify (L) left or (R) right tablet. (Example: 6539TL or 6539TR).</p>	<b>6539TPB</b>	1011	1035	1056	1079	1116	1152	1187	1218	1256	1292	1341	1410		
		<b>OVERALL DIMENSIONS</b>			<b>SEAT DIMENSIONS</b>			<b>BACK DIMENSIONS</b>								
		<b>W</b>	<b>D</b>	<b>H</b>	<b>W</b>	<b>D</b>	<b>H</b>	<b>W</b>	<b>H</b>							
		IN 20.5 MM 521	20.5 521	31 787	17 432	15.5 394	16.5-18.5 419-470	17 432	15 381							
			<b>RTA 2</b>	1 per carton												
 <p><b>LB Task w/Arms</b>                      COM: N/A                      Unit weight: 19 LB   8.6 KG                      Carton weight: 23 LB   10.43 KG                      Carton volume: 6.5 FT³   0.18 MT³</p>	 <p><b>ADJUSTMENTS</b> (2) Pneumatic seat height</p> <p>Polypropylene seat. Ergonomic features: C</p>	<b>6567</b>	480													
		<b>6567MB</b>	540													
		<b>OVERALL DIMENSIONS</b>			<b>SEAT DIMENSIONS</b>			<b>BACK DIMENSIONS</b>								
		<b>W</b>	<b>D</b>	<b>H</b>	<b>W</b>	<b>D</b>	<b>H</b>	<b>W</b>	<b>H</b>							
IN 23 MM 584	20.5 521	32.5 826	17 432	16 406	15.5-20.5 394-521	17 432	15 381									
			<b>RTA 1</b>		1 per carton											
 <p><b>LB Task w/Arms</b>                      COM: 0.75 YD   0.69 M                      Unit weight: 20 LB   9.1 KG                      Carton weight: 24 LB   10.89 KG                      Carton volume: 6.5 FT³   0.18 MT³</p>	 <p><b>ADJUSTMENTS</b> (2) Pneumatic seat height</p> <p>Upholstered seat. Ergonomic features: C</p>	<b>6568</b>	526	550	570	594	632	667	702	733	771	807	856	925		
		<b>6568MB</b>	585	609	629	653	691	726	761	792	830	866	915	984		
		<b>OVERALL DIMENSIONS</b>			<b>SEAT DIMENSIONS</b>			<b>BACK DIMENSIONS</b>								
		<b>W</b>	<b>D</b>	<b>H</b>	<b>W</b>	<b>D</b>	<b>H</b>	<b>W</b>	<b>H</b>							
IN 23 MM 584	20.5 521	32.5 826	17 432	16 406	16-21 406-533	17 432	14.5 368									
			<b>RTA 1</b>		1 per carton											
 <p><b>LB Task w/Arms</b>                      COM: 0.75 YD   0.69 M                      Unit weight: 21 LB   9.5 KG                      Carton weight: 25 LB   11.34 KG                      Carton volume: 6.5 FT³   0.18 MT³</p>	 <p><b>ADJUSTMENTS</b> (2) Pneumatic seat height</p> <p>Upholstered seat &amp; back. Ergonomic features: C</p>	<b>6569</b>	567	591	612	635	672	708	743	774	812	848	897	966		
		<b>OVERALL DIMENSIONS</b>			<b>SEAT DIMENSIONS</b>			<b>BACK DIMENSIONS</b>								
		<b>W</b>	<b>D</b>	<b>H</b>	<b>W</b>	<b>D</b>	<b>H</b>	<b>W</b>	<b>H</b>							
		IN 23 MM 584	20.5 521	33 838	17 432	15.5 394	16-21 406-533	17 432	15 381							
			<b>RTA 1</b>		1 per carton											



DESCRIPTION	FEATURES	MODEL#	STANDARD TEXTILE GRADES											
-------------	----------	--------	-------------------------	--	--	--	--	--	--	--	--	--	--	--



**Multi-Purpose Chair Armless**  
 COM: 0.75 YD | 0.69 M  
 Unit weight: 21 LB | 9.5 KG  
 Carton weight: 28 LB | 12.7 KG  
 Carton volume: 9.75 FT³ | 0.27 MT³

	1	2	3	4	5	6	7	8	9	10	11	12
<b>6763-6</b>	599	623	643	667	705	740	775	806	844	880	929	998

OVERALL DIMENSIONS			SEAT DIMENSIONS			BACK DIMENSIONS		
W	D	H	W	D	H	W	H	

IN	20.5	20.5	31	18	16.5	15.5-20.5	17	16.5
MM	521	521	787	457	419	394-521	432	419

**RTA 1**  1 per carton



**Flip Seat Nesting Chair Armless, Glides**  
 COM: 0.75 YD | 0.69 M  
 Unit weight: 15 LB | 6.8 KG  
 Carton weight: 23 LB | 10.43 KG  
 Carton volume: 14 FT³ | 0.39 MT³

Ergonomic features:  
G, M, N

	1	2	3	4	5	6	7	8	9	10	11	12
<b>6764</b>	524	548	568	592	630	665	700	731	769	805	854	923

OVERALL DIMENSIONS			SEAT DIMENSIONS			BACK DIMENSIONS		
W	D	H	W	D	H	W	H	

IN	20.5	23	33	18.5	17	17	17	16
MM	521	584	838	470	432	432	432	406

**RTA 00** 1 per carton



**Flip Seat Nesting Chair Armless, Casters**  
 COM: 0.75 YD | 0.69 M  
 Unit weight: 15 LB | 6.8 KG  
 Carton weight: 23 LB | 10.43 KG  
 Carton volume: 14 FT³ | 0.39 MT³

Ergonomic features:  
G, M, N

	1	2	3	4	5	6	7	8	9	10	11	12
<b>6764C</b>	524	548	568	592	630	665	700	731	769	805	854	923

OVERALL DIMENSIONS			SEAT DIMENSIONS			BACK DIMENSIONS		
W	D	H	W	D	H	W	H	

IN	20.5	23	33	18.5	17	17	17	16
MM	521	584	838	470	432	432	432	406

**RTA 00** 1 per carton



**Flip Seat Nesting Chair Armless, Front Casters**  
 COM: 0.75 YD | 0.69 M  
 Unit weight: 15 LB | 6.8 KG  
 Carton weight: 23 LB | 10.43 KG  
 Carton volume: 14 FT³ | 0.39 MT³

Ergonomic features:  
G, M, N

	1	2	3	4	5	6	7	8	9	10	11	12
<b>6764FC</b>	524	548	568	592	630	665	700	731	769	805	854	923

OVERALL DIMENSIONS			SEAT DIMENSIONS			BACK DIMENSIONS		
W	D	H	W	D	H	W	H	

IN	20.5	23	33	18.5	17	17	17	16
MM	521	584	838	470	432	432	432	406

**RTA 00** 1 per carton



**Flip Seat Nesting Armchair, Glides**  
 COM: 0.75 YD | 0.69 M  
 Unit weight: 16 LB | 7.3 KG  
 Carton weight: 24 LB | 10.89 KG  
 Carton volume: 14 FT³ | 0.39 MT³







Ergonomic features:  
G, M, N

	1	2	3	4	5	6	7	8	9	10	11	12
<b>6765</b>	550	574	594	618	656	691	726	757	795	831	880	949

OVERALL DIMENSIONS			SEAT DIMENSIONS			BACK DIMENSIONS		
W	D	H	W	D	H	W	H	

IN	23.75	23	33	18.5	17	17	17	16
MM	603	584	838	470	432	432	432	406

**RTA 00** 1 per carton

DESCRIPTION	FEATURES	MODEL#	STANDARD TEXTILE GRADES											
			1	2	3	4	5	6	7	8	9	10	11	12
 <p><b>Flip Seat Nesting Armchair, Casters</b>                      COM: 0.75 YD   0.69 M                      Unit weight: 16 LB   7.3 KG                      Carton weight: 24 LB   10.89 KG                      Carton volume: 14 FT³   0.39 MT³</p>	Ergonomic features: G, M, N	<b>6765C</b>	550	574	594	618	656	691	726	757	795	831	880	949
			<b>OVERALL DIMENSIONS</b>			<b>SEAT DIMENSIONS</b>			<b>BACK DIMENSIONS</b>					
			<b>W</b>	<b>D</b>	<b>H</b>	<b>W</b>	<b>D</b>	<b>H</b>	<b>W</b>	<b>H</b>				
			IN 23.75	23	33	18.5	17	17	17	16				
			MM 603	584	838	470	432	432	432	406				
		<b>RTA 00</b>	1 per carton											
 <p><b>Flip Seat Nesting Armchair, Front Casters</b>                      COM: 0.75 YD   0.69 M                      Unit weight: 16 LB   7.3 KG                      Carton weight: 24 LB   10.89 KG                      Carton volume: 14 FT³   0.39 MT³</p>	Ergonomic features: G, M, N	<b>6765FC</b>	550	574	594	618	656	691	726	757	795	831	880	949
			<b>OVERALL DIMENSIONS</b>			<b>SEAT DIMENSIONS</b>			<b>BACK DIMENSIONS</b>					
			<b>W</b>	<b>D</b>	<b>H</b>	<b>W</b>	<b>D</b>	<b>H</b>	<b>W</b>	<b>H</b>				
			IN 23.75	23	33	18.5	17	17	17	16				
			MM 603	584	838	470	432	432	432	406				
		<b>RTA 00</b>	1 per carton											
 <p><b>Multi-Purpose Stool Armless</b>                      COM: 0.75 YD   0.69 M                      Unit weight: 21 LB   9.5 KG                      Carton weight: 28 LB   12.7 KG                      Carton volume: 9.75 FT³   0.27 MT³</p>		<b>6767-6</b>	783	807	827	851	889	924	959	990	1028	1064	1113	1182
			<b>OVERALL DIMENSIONS</b>			<b>SEAT DIMENSIONS</b>			<b>BACK DIMENSIONS</b>					
			<b>W</b>	<b>D</b>	<b>H</b>	<b>W</b>	<b>D</b>	<b>H</b>	<b>W</b>	<b>H</b>				
			IN 20.5	20.5	42.5	18	16.5	22-32	17	16.5				
			MM 559	521	1080	457	419	559-813	432	419				
		<b>RTA 1</b>		1 per carton										
 <p><b>Multi-Purpose Stool w/Arms</b>                      COM: 0.75 YD   0.69 M                      Unit weight: 24 LB   10.9 KG                      Carton weight: 31 LB   14.06 KG                      Carton volume: 9.75 FT³   0.27 MT³</p>		<b>6768-6</b>	808	832	852	876	914	949	984	1015	1053	1089	1138	1207
			<b>OVERALL DIMENSIONS</b>			<b>SEAT DIMENSIONS</b>			<b>BACK DIMENSIONS</b>					
			<b>W</b>	<b>D</b>	<b>H</b>	<b>W</b>	<b>D</b>	<b>H</b>	<b>W</b>	<b>H</b>				
			IN 23.5	20.5	42.5	18	16.5	22-32	17	16.5				
			MM 597	521	1080	457	419	559-813	432	419				
		<b>RTA 1</b>		1 per carton										

**SPYKER**



model 6791

model 6790



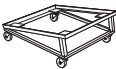
	Chair Stacking Capability	
	Stacks on floor	Stacks on dolly
<b>Armless</b>		
6791	up to 10 high	up to 12 high (use 6756)
<b>With Arms</b>		
6790	up to 7 high	up to 7 high (use 6756)

**STANDARD FEATURES**

- A comfortable, high quality, lightweight, all polymer stacking chair intended for use indoors or outdoors. Products must be stored inside during extreme and inclement weather. See Global's Outdoor Furniture warranty for additional information.
- Weather resistant, UV resistant, stain resistant and will not rust (no metal components or hardware).
- Chairs feature a perforated seat and back, reducing wind drag and preventing rain collection when used outdoors.
- Strength and durability come from the glass filler polymer. Evidence of this material may be visible on the surface and is often more evident in darker colors.
- Chair legs are equipped with translucent non-marking glides as standard. Suitable for outdoor environments, carpet and hard surface flooring.
- Active weight capacity for this series is 300 lbs.
- Chairs are available in 3 plastic colors: **(ALY)** Alloy **(CHA)** Char **(MLK)** Milk

**EXAMPLE SPYKER ORDER CODE:**

6791	ALY
Model #	Finish

DESCRIPTION	FEATURES	MODEL #	STANDARD TEXTILE GRADES
List price			
		<b>6790</b>	308
<b>Armchair</b> COM: N/A Unit weight: 10 LB   4.5 KG Carton weight: 12 LB   5.44 KG Carton volume: 16.25 FT <sup>3</sup>   0.46 MT <sup>3</sup>	Stacks 7 high on floor. Stacks 7 high on dolly.		
<b>RTA 00</b> 4 per carton (pricing and specifications are for one chair)			
List price			
		<b>6791</b>	277
<b>Armless Chair</b> COM: N/A Unit weight: 9 LB   4.1 KG Carton weight: 11 LB   4.99 KG Carton volume: 14.25 FT <sup>3</sup>   0.4 MT <sup>3</sup>	Stacks 10 high on floor. Stacks 12 high on dolly.		
<b>RTA 00</b> 4 per carton (pricing and specifications are for one chair)			
List price			
		<b>6756</b>	367
<b>Chair Dolly</b> COM: N/A Unit weight: 10 LB   4.5 KG Carton weight: 11 LB   4.99 KG Carton volume: 2.4 FT <sup>3</sup>   0.06 MT <sup>3</sup>			
<b>RTA 00</b> 1 per carton			

STREAM



model 2075APP



model 2076NPU



model 2075NPPT



model 2075CSAPP

	Stream Chair Stacking Capability		Stream Stools Stacking Capability
	Stacks on floor	Stacks on dolly (2085)	Stacks on floor only
<b>Four-Leg (Glide/Caster) + Sled Base Models</b>			
Polypropylene seat	up to 5 high	up to 15 high	up to 5 high
Poly back & upholstered seat	up to 5 high	up to 10 high	up to 5 high
Upholstered seat & back	up to 5 high	up to 10 high	up to 5 high

Stream Stools and Task Seating



For stools and task seating, please see page 78.

EXAMPLE STREAM ORDER CODE:

2075NPP	-	-	-IVC	-FG	-CHM	-RG	-	-	-
Model #	Back textile	Seat textile	Seat/back finish	Frame w/ glide or casters	Frame finish	Glide or caster type	Bullet glide color	Tablet	Tablet finish

STANDARD FEATURES

- Stream series multi-purpose product includes: four-legged models, sled base models, tablet models, stools and task seating.
- Units available with or without arms. Arms match selected seat/back finish.
- Bases are available in paint and plated finishes. See options column.
- Four-legged chairs are standard with non-marking nylon bullet glides (FG). Bullet glides can be specified in any plastic color (including a natural color). Bullet glides are not recommended for LVT flooring. Casters are available with upcharge.
- Sled chairs are available with Black or opaque non marking glides.
- Four-legged and sled models are stackable on dolly 2085. Please see stacking chart below for details.
- Upholstered models are equipped with a color coordinated shroud under the seat to help prevent frame imprints on the lower chair while stacked.
- Select four-legged and sled chair styles are available as tablet models. Tablet and backpack rack models do not stack.
- Tablet arms are rugged and meet ANSI/BIFMA testing requirements. Tablet hinges up to allow ease of egress and slide forward + back to accommodate most users.
- Standard tablet (D8) size is 18"D x 14.5"W and is made of Black polymer. Tablets are attached at the left or right (as seated).
- Upholstery options: fabric, vinyl or leather. Vinyl and leather models may feature stitch detail across the seat and/or back cushions, if applicable.








OPTIONAL FEATURES

- Polypropylene seats and backs are available in 14 colors: Buzz Blue (BZB), Cactus (CCT), Carrot (CRO), Cloud (IVC), Dijon (DJN), Eggplant (EGP), Fog (FOG), Frost (FRO), Ink (INK), Latte (LAB), Night (BLK), Sand (SND), Scarlet (SAR) and Shadow (SHW). Please specify.
- Several glide options are available. Glides must be chosen to best suit flooring type and site conditions. For more information, please refer to the glide section (page 341).
- Four-legged chairs are optionally available with casters, please specify (FC). Add \$108.
- For carpet casters, please specify (DC). No additional upcharge.
- For hard surface flooring casters, please specify (RC). Add \$18.
- An optional 18.5"D x 18.5"W high pressure laminate writing tablet is available. The core is hardwood veneer plywood with a radiused edge and finished in clear lacquer. This writing tablet is offered in the following finishes: Black (BLK), Clear Maple (CMB), Designer White (DWT) and Noce Grigio (NGL). Please specify. Add \$68.

Please add option codes in the following order:

- Model number**  
**2075** Four-legged chair  
**2075BR** Four-legged chair w/backpack rack  
**2075BS** Bar stool  
**2075CS** Counter stool  
**2076** Sled base chair  
**- Arm suffix (add to end of model #)**  
**(A)** Chair with arms.  
**(N)** Chair without arms.  
**- Upholstery suffix (add to end of model #)**  
**(PP)** Plastic back, plastic seat.  
**(PU)** Plastic back, upholstered seat.  
**(UU)** Upholstered back, upholstered seat.  
**- Tablet suffix (add to end of model #)**  
**(T)** Ordering w/tablet surface (chair models only).
- Textile**  
Specify textile code for back (UU models only). Specify textile code for seat (PU, UU models only).
- Seat/back finish** (no upcharge)  
**(BZB)** Buzz Blue                      **(FRO)** Frost  
**(CCT)** Cactus                          **(INK)** Ink  
**(CRO)** Carrot                          **(LAB)** Latte  
**(IVC)** Cloud                           **(BLK)** Night  
**(DJN)** Dijon                           **(SND)** Sand  
**(EGP)** Eggplant                      **(SAR)** Scarlet  
**(FOG)** Fog                            **(SHW)** Shadow
- Frame with bullet glides or casters** (four-legged chair models only)  
**(FG)** Glides.  
**(FC)** Casters. Add \$108.
- Caster type** (if applicable)  
**(DC)** C107 carpet.  
**(RC)** C107R hard floor. Add \$18.
- Frame finish**  
For leg frame finish options, please see page 360. Upcharges apply for plated finishes:  
**(CHM)** Chrome. Add \$25 for armchairs. Add \$49 for stools.  
**(BCH)** Brushed Chrome. Add \$138 for armchairs. Add \$212 for stools.  
**(SBR)** Satin Brass. Add \$217 for armchairs. Add \$341 for stools.  
**(ACO)** Antique Copper. Add \$217 for armchairs. Add \$341 for stools.
- Glide type** (four-legged chair models only)  
**(BG)** Bullet glides for some hard floor/carpeted surfaces. Choose bullet glide color. (standard)  
**(FG)** Glides w/felt pads are available for vinyl sheet, cork or laminate flooring, please specify. Add \$19.  
**(RG)** Glides with rubber pads are available for vinyl, hardwood, laminate, stone or ceramic flooring, please specify. Add \$19.  
**(SG)** Glides with stainless steel pads are available for carpet or rubber flooring, please specify. Add \$19.
- Bullet glide color** (four-legged chair models only)  
**(BZB)** Buzz Blue                      **(INK)** Ink  
**(CCT)** Cactus                          **(LAB)** Latte  
**(CRO)** Carrot                          **(NAT)** Natural  
**(IVC)** Cloud                           **(BLK)** Night  
**(DJN)** Dijon                           **(SND)** Sand  
**(EGP)** Eggplant                      **(SAR)** Scarlet  
**(FOG)** Fog                            **(SHW)** Shadow  
**(FRO)** Frost
- Sled chair glides type** (sled chair models only)  
**(GL)** Black glides.  
**(NM)** Opaque non-marking glides.
- Tablet**  
**(LT)** Left  
**(RT)** Right
- Tablet finish**  
**(D8)** Black polymer. No upcharge.  
**(BLK)** Black laminate. Add \$68.  
**(CMB)** Clear Maple laminate. Add \$68.  
**(DWT)** Designer White laminate. Add \$68.  
**(NGL)** Noce Grigio laminate. Add \$68.



DESCRIPTION	FEATURES	MODEL#	STANDARD TEXTILE GRADES																																																																																			
			1	2	3	4	5	6	7	8	9	10	11	12																																																																								
 <b>2075APUT</b>	 <b>2075AUUT</b>		<table border="1"> <tr> <td><b>2075APUT</b></td> <td>841</td> <td>865</td> <td>885</td> <td>909</td> <td>947</td> <td>982</td> <td>1017</td> <td>1048</td> <td>1086</td> <td>1122</td> <td>1171</td> <td>1240</td> </tr> <tr> <td colspan="13">Upholstered seat</td> </tr> <tr> <td><b>2075AUUT</b></td> <td>966</td> <td>990</td> <td>1011</td> <td>1034</td> <td>1071</td> <td>1107</td> <td>1143</td> <td>1173</td> <td>1211</td> <td>1248</td> <td>1296</td> <td>1365</td> </tr> <tr> <td colspan="13">Upholstered seat &amp; back</td> </tr> </table>												<b>2075APUT</b>	841	865	885	909	947	982	1017	1048	1086	1122	1171	1240	Upholstered seat													<b>2075AUUT</b>	966	990	1011	1034	1071	1107	1143	1173	1211	1248	1296	1365	Upholstered seat & back																																
			<b>2075APUT</b>	841	865	885	909	947	982	1017	1048	1086	1122	1171	1240																																																																							
Upholstered seat																																																																																						
<b>2075AUUT</b>	966	990	1011	1034	1071	1107	1143	1173	1211	1248	1296	1365																																																																										
Upholstered seat & back																																																																																						
<b>Armchair w/Tablet</b> COM: 0.75 YD   0.69 M Unit weight: 24 LB   10.9 KG Carton weight: 33 LB   14.97 KG Carton volume: 17.5 FT <sup>3</sup>   0.49 MT <sup>3</sup>			Bullet glides or casters. Does not stack.																																																																																			
			<table border="1"> <tr> <td colspan="3"><b>OVERALL DIMENSIONS</b></td> <td colspan="3"><b>SEAT DIMENSIONS</b></td> <td colspan="3"><b>BACK DIMENSIONS</b></td> <td colspan="3"></td> </tr> <tr> <td>W</td> <td>D</td> <td>H</td> <td>W</td> <td>D</td> <td>H</td> <td>W</td> <td>H</td> <td colspan="4"></td> </tr> <tr> <td>IN 26.5</td> <td>27.25</td> <td>33.25</td> <td>18</td> <td>18</td> <td>17.5</td> <td>16</td> <td>16</td> <td colspan="4"></td> </tr> <tr> <td>MM 673</td> <td>692</td> <td>845</td> <td>457</td> <td>457</td> <td>445</td> <td>406</td> <td>406</td> <td colspan="4"></td> </tr> <tr> <td colspan="3"></td> <td colspan="9"> <table border="1"> <tr> <td><b>RTA 00</b></td> <td colspan="11">1 per carton</td> </tr> </table> </td> </tr> </table>												<b>OVERALL DIMENSIONS</b>			<b>SEAT DIMENSIONS</b>			<b>BACK DIMENSIONS</b>						W	D	H	W	D	H	W	H					IN 26.5	27.25	33.25	18	18	17.5	16	16					MM 673	692	845	457	457	445	406	406								<table border="1"> <tr> <td><b>RTA 00</b></td> <td colspan="11">1 per carton</td> </tr> </table>									<b>RTA 00</b>	1 per carton										
<b>OVERALL DIMENSIONS</b>			<b>SEAT DIMENSIONS</b>			<b>BACK DIMENSIONS</b>																																																																																
W	D	H	W	D	H	W	H																																																																															
IN 26.5	27.25	33.25	18	18	17.5	16	16																																																																															
MM 673	692	845	457	457	445	406	406																																																																															
			<table border="1"> <tr> <td><b>RTA 00</b></td> <td colspan="11">1 per carton</td> </tr> </table>									<b>RTA 00</b>	1 per carton																																																																									
<b>RTA 00</b>	1 per carton																																																																																					
			<table border="1"> <tr> <td colspan="13">List price</td> </tr> <tr> <td><b>2075NPPT</b></td> <td colspan="12">648</td> </tr> </table>												List price													<b>2075NPPT</b>	648																																																									
			List price																																																																																			
<b>2075NPPT</b>	648																																																																																					
<b>Armless Chair w/Tablet</b> COM: N/A Unit weight: 19 LB   8.6 KG Carton weight: 28 LB   12.7 KG Carton volume: 17.5 FT <sup>3</sup>   0.49 MT <sup>3</sup>			Polypropylene seat & back. Bullet glides or casters. Does not stack.																																																																																			
			<table border="1"> <tr> <td colspan="3"><b>OVERALL DIMENSIONS</b></td> <td colspan="3"><b>SEAT DIMENSIONS</b></td> <td colspan="3"><b>BACK DIMENSIONS</b></td> <td colspan="3"></td> </tr> <tr> <td>W</td> <td>D</td> <td>H</td> <td>W</td> <td>D</td> <td>H</td> <td>W</td> <td>H</td> <td colspan="4"></td> </tr> <tr> <td>IN 25</td> <td>27.25</td> <td>33.25</td> <td>18</td> <td>18</td> <td>17</td> <td>16</td> <td>16.5</td> <td colspan="4"></td> </tr> <tr> <td>MM 635</td> <td>692</td> <td>845</td> <td>457</td> <td>457</td> <td>432</td> <td>406</td> <td>419</td> <td colspan="4"></td> </tr> <tr> <td colspan="3"></td> <td colspan="9"> <table border="1"> <tr> <td><b>RTA 00</b></td> <td colspan="11">1 per carton</td> </tr> </table> </td> </tr> </table>												<b>OVERALL DIMENSIONS</b>			<b>SEAT DIMENSIONS</b>			<b>BACK DIMENSIONS</b>						W	D	H	W	D	H	W	H					IN 25	27.25	33.25	18	18	17	16	16.5					MM 635	692	845	457	457	432	406	419								<table border="1"> <tr> <td><b>RTA 00</b></td> <td colspan="11">1 per carton</td> </tr> </table>									<b>RTA 00</b>	1 per carton										
<b>OVERALL DIMENSIONS</b>			<b>SEAT DIMENSIONS</b>			<b>BACK DIMENSIONS</b>																																																																																
W	D	H	W	D	H	W	H																																																																															
IN 25	27.25	33.25	18	18	17	16	16.5																																																																															
MM 635	692	845	457	457	432	406	419																																																																															
			<table border="1"> <tr> <td><b>RTA 00</b></td> <td colspan="11">1 per carton</td> </tr> </table>									<b>RTA 00</b>	1 per carton																																																																									
<b>RTA 00</b>	1 per carton																																																																																					
 <b>2075NPUT</b>	 <b>2075NUUT</b>		<table border="1"> <tr> <td><b>2075NPUT</b></td> <td>778</td> <td>802</td> <td>822</td> <td>846</td> <td>884</td> <td>919</td> <td>954</td> <td>985</td> <td>1023</td> <td>1059</td> <td>1108</td> <td>1177</td> </tr> <tr> <td colspan="13">Upholstered seat</td> </tr> <tr> <td><b>2075NUUT</b></td> <td>903</td> <td>927</td> <td>948</td> <td>971</td> <td>1008</td> <td>1044</td> <td>1079</td> <td>1110</td> <td>1148</td> <td>1184</td> <td>1233</td> <td>1302</td> </tr> <tr> <td colspan="13">Upholstered seat &amp; back</td> </tr> </table>												<b>2075NPUT</b>	778	802	822	846	884	919	954	985	1023	1059	1108	1177	Upholstered seat													<b>2075NUUT</b>	903	927	948	971	1008	1044	1079	1110	1148	1184	1233	1302	Upholstered seat & back																																
			<b>2075NPUT</b>	778	802	822	846	884	919	954	985	1023	1059	1108	1177																																																																							
Upholstered seat																																																																																						
<b>2075NUUT</b>	903	927	948	971	1008	1044	1079	1110	1148	1184	1233	1302																																																																										
Upholstered seat & back																																																																																						
<b>Armless Chair w/Tablet</b> COM: 0.75 YD   0.69 M Unit weight: 22 LB   10 KG Carton weight: 29 LB   13.15 KG Carton volume: 14.75 FT <sup>3</sup>   0.41 MT <sup>3</sup>			Bullet glides or casters. Does not stack.																																																																																			
			<table border="1"> <tr> <td colspan="3"><b>OVERALL DIMENSIONS</b></td> <td colspan="3"><b>SEAT DIMENSIONS</b></td> <td colspan="3"><b>BACK DIMENSIONS</b></td> <td colspan="3"></td> </tr> <tr> <td>W</td> <td>D</td> <td>H</td> <td>W</td> <td>D</td> <td>H</td> <td>W</td> <td>H</td> <td colspan="4"></td> </tr> <tr> <td>IN 25</td> <td>27.25</td> <td>33.25</td> <td>18</td> <td>18</td> <td>17.5</td> <td>16</td> <td>16</td> <td colspan="4"></td> </tr> <tr> <td>MM 635</td> <td>692</td> <td>845</td> <td>457</td> <td>457</td> <td>445</td> <td>406</td> <td>406</td> <td colspan="4"></td> </tr> <tr> <td colspan="3"></td> <td colspan="9"> <table border="1"> <tr> <td><b>RTA 00</b></td> <td colspan="11">1 per carton</td> </tr> </table> </td> </tr> </table>												<b>OVERALL DIMENSIONS</b>			<b>SEAT DIMENSIONS</b>			<b>BACK DIMENSIONS</b>						W	D	H	W	D	H	W	H					IN 25	27.25	33.25	18	18	17.5	16	16					MM 635	692	845	457	457	445	406	406								<table border="1"> <tr> <td><b>RTA 00</b></td> <td colspan="11">1 per carton</td> </tr> </table>									<b>RTA 00</b>	1 per carton										
<b>OVERALL DIMENSIONS</b>			<b>SEAT DIMENSIONS</b>			<b>BACK DIMENSIONS</b>																																																																																
W	D	H	W	D	H	W	H																																																																															
IN 25	27.25	33.25	18	18	17.5	16	16																																																																															
MM 635	692	845	457	457	445	406	406																																																																															
			<table border="1"> <tr> <td><b>RTA 00</b></td> <td colspan="11">1 per carton</td> </tr> </table>									<b>RTA 00</b>	1 per carton																																																																									
<b>RTA 00</b>	1 per carton																																																																																					
			<table border="1"> <tr> <td colspan="13">List price</td> </tr> <tr> <td><b>2075BRAPP</b></td> <td colspan="12">579</td> </tr> </table>												List price													<b>2075BRAPP</b>	579																																																									
			List price																																																																																			
<b>2075BRAPP</b>	579																																																																																					
<b>Armchair w/Backpack Rack</b> COM: N/A Unit weight: 17 LB   7.7 KG Carton weight: 25.5 LB   11.57 KG Carton volume: 15.5 FT <sup>3</sup>   0.43 MT <sup>3</sup>			Polypropylene seat & back. Bullet glides or casters. Does not stack.																																																																																			
			<table border="1"> <tr> <td colspan="3"><b>OVERALL DIMENSIONS</b></td> <td colspan="3"><b>SEAT DIMENSIONS</b></td> <td colspan="3"><b>BACK DIMENSIONS</b></td> <td colspan="3"></td> </tr> <tr> <td>W</td> <td>D</td> <td>H</td> <td>W</td> <td>D</td> <td>H</td> <td>W</td> <td>H</td> <td colspan="4"></td> </tr> <tr> <td>IN 24</td> <td>25</td> <td>33.25</td> <td>18</td> <td>18</td> <td>17</td> <td>16</td> <td>16.5</td> <td colspan="4"></td> </tr> <tr> <td>MM 610</td> <td>635</td> <td>845</td> <td>457</td> <td>457</td> <td>432</td> <td>406</td> <td>419</td> <td colspan="4"></td> </tr> <tr> <td colspan="3"></td> <td colspan="9"> <table border="1"> <tr> <td><b>RTA 00</b></td> <td colspan="11">1 per carton</td> </tr> </table> </td> </tr> </table>												<b>OVERALL DIMENSIONS</b>			<b>SEAT DIMENSIONS</b>			<b>BACK DIMENSIONS</b>						W	D	H	W	D	H	W	H					IN 24	25	33.25	18	18	17	16	16.5					MM 610	635	845	457	457	432	406	419								<table border="1"> <tr> <td><b>RTA 00</b></td> <td colspan="11">1 per carton</td> </tr> </table>									<b>RTA 00</b>	1 per carton										
<b>OVERALL DIMENSIONS</b>			<b>SEAT DIMENSIONS</b>			<b>BACK DIMENSIONS</b>																																																																																
W	D	H	W	D	H	W	H																																																																															
IN 24	25	33.25	18	18	17	16	16.5																																																																															
MM 610	635	845	457	457	432	406	419																																																																															
			<table border="1"> <tr> <td><b>RTA 00</b></td> <td colspan="11">1 per carton</td> </tr> </table>									<b>RTA 00</b>	1 per carton																																																																									
<b>RTA 00</b>	1 per carton																																																																																					
			<table border="1"> <tr> <td colspan="13">List price</td> </tr> <tr> <td><b>2075BRNPP</b></td> <td colspan="12">517</td> </tr> </table>												List price													<b>2075BRNPP</b>	517																																																									
			List price																																																																																			
<b>2075BRNPP</b>	517																																																																																					
<b>Armless Chair w/Backpack Rack</b> COM: N/A Unit weight: 13 LB   5.9 KG Carton weight: 21 LB   9.53 KG Carton volume: 14.25 FT <sup>3</sup>   0.4 MT <sup>3</sup>			Polypropylene seat & back. Bullet glides or casters. Does not stack.																																																																																			
			<table border="1"> <tr> <td colspan="3"><b>OVERALL DIMENSIONS</b></td> <td colspan="3"><b>SEAT DIMENSIONS</b></td> <td colspan="3"><b>BACK DIMENSIONS</b></td> <td colspan="3"></td> </tr> <tr> <td>W</td> <td>D</td> <td>H</td> <td>W</td> <td>D</td> <td>H</td> <td>W</td> <td>H</td> <td colspan="4"></td> </tr> <tr> <td>IN 20.5</td> <td>25</td> <td>33.25</td> <td>18</td> <td>18</td> <td>18</td> <td>16</td> <td>16.5</td> <td colspan="4"></td> </tr> <tr> <td>MM 521</td> <td>635</td> <td>845</td> <td>457</td> <td>457</td> <td>457</td> <td>406</td> <td>419</td> <td colspan="4"></td> </tr> <tr> <td colspan="3"></td> <td colspan="9"> <table border="1"> <tr> <td><b>RTA 00</b></td> <td colspan="11">1 per carton</td> </tr> </table> </td> </tr> </table>												<b>OVERALL DIMENSIONS</b>			<b>SEAT DIMENSIONS</b>			<b>BACK DIMENSIONS</b>						W	D	H	W	D	H	W	H					IN 20.5	25	33.25	18	18	18	16	16.5					MM 521	635	845	457	457	457	406	419								<table border="1"> <tr> <td><b>RTA 00</b></td> <td colspan="11">1 per carton</td> </tr> </table>									<b>RTA 00</b>	1 per carton										
<b>OVERALL DIMENSIONS</b>			<b>SEAT DIMENSIONS</b>			<b>BACK DIMENSIONS</b>																																																																																
W	D	H	W	D	H	W	H																																																																															
IN 20.5	25	33.25	18	18	18	16	16.5																																																																															
MM 521	635	845	457	457	457	406	419																																																																															
			<table border="1"> <tr> <td><b>RTA 00</b></td> <td colspan="11">1 per carton</td> </tr> </table>									<b>RTA 00</b>	1 per carton																																																																									
<b>RTA 00</b>	1 per carton																																																																																					



DESCRIPTION	FEATURES	MODEL#	STANDARD TEXTILE GRADES											
			1	2	3	4	5	6	7	8	9	10	11	12



**2075BRNPU**



**2075BRNUU**

**Armless Chair w/Backpack Rack**

COM: 0.75 YD | 0.69 M

Unit weight: 16 LB | 7.3 KG

Carton weight: 24 LB | 10.89 KG

Carton volume: 14.25 FT³ | 0.4 MT³

Bullet glides or casters.  
Does not stack.

OVERALL DIMENSIONS			SEAT DIMENSIONS			BACK DIMENSIONS		
W	D	H	W	D	H	W	H	
IN 20.5	25	33.25	18	18	17.5	16	16	
MM 521	635	845	457	457	445	406	406	
<b>RTA 00</b>			1 per carton					



**Armless Chair w/Backpack Rack and Tablet**

COM: N/A

Unit weight: 23 LB | 10.5 KG

Carton weight: 32 LB | 14.51 KG

Carton volume: 17.5 FT³ | 0.49 MT³

Polypropylene seat & back.  
Bullet glides or casters.  
Does not stack.

List price

**2075BRNPPT** 792

OVERALL DIMENSIONS			SEAT DIMENSIONS			BACK DIMENSIONS		
W	D	H	W	D	H	W	H	
IN 25	27.25	33.25	18	18	17	16	16.5	
MM 635	692	845	457	457	432	406	419	
<b>RTA 00</b>			1 per carton					



**2075BRNPUT**



**2075BRNUUT**

**Armless Chair w/Backpack Rack and Tablet**

COM: 0.75 YD | 0.69 M

Unit weight: 26 LB | 11.8 KG

Carton weight: 35 LB | 15.88 KG

Carton volume: 17.5 FT³ | 0.49 MT³

Bullet glides or casters.  
Does not stack.

OVERALL DIMENSIONS			SEAT DIMENSIONS			BACK DIMENSIONS		
W	D	H	W	D	H	W	H	
IN 25	27.25	33.25	18	18	17.5	16	16	
MM 635	692	845	457	457	445	406	406	
<b>RTA 00</b>			1 per carton					



**Bar Stool w/Arms**

COM: N/A

Unit weight: 21 LB | 9.5 KG

Carton weight: 25 LB | 11.34 KG

Carton volume: 21.5 FT³ | 0.6 MT³

Polypropylene seat & back.  
Stacks 5 high on floor.

List price

**2075BSAPP** 635

OVERALL DIMENSIONS			SEAT DIMENSIONS			BACK DIMENSIONS		
W	D	H	W	D	H	W	H	
IN 24	24.75	45	18	18	29	16	16.5	
MM 610	629	1143	457	457	737	406	419	
<b>RTA 00</b>			2 per carton (pricing and specifications are for one seat unit)					



**2075BSAPU**



**2075BSAAU**

**Bar Stool w/Arms**

COM: 0.75 YD | 0.69 M








Unit weight: 24 LB | 10.9 KG

Carton weight: 28 LB | 12.7 KG

Carton volume: 21.5 FT³ | 0.6 MT³

Stacks 5 high on floor.

OVERALL DIMENSIONS			SEAT DIMENSIONS			BACK DIMENSIONS		
W	D	H	W	D	H	W	H	
IN 24	24.75	45	18	18	29.5	16	16	
MM 610	629	1143	457	457	749	406	406	
<b>RTA 00</b>			2 per carton (pricing and specifications are for one seat unit)					

DESCRIPTION	FEATURES	MODEL#	STANDARD TEXTILE GRADES											
 <p><b>Armless Bar Stool</b> COM: N/A Unit weight: 17 LB   7.7 KG Carton weight: 21 LB   9.53 KG Carton volume: 17.75 FT³   0.5 MT³</p>	<p>Polypropylene seat &amp; back. Stacks 5 high on floor.</p>	<p><b>2075BSNPP</b> 573</p>	List price											
			<p><b>OVERALL DIMENSIONS</b></p> <p>W D H</p>			<p><b>SEAT DIMENSIONS</b></p> <p>W D H</p>			<p><b>BACK DIMENSIONS</b></p> <p>W H</p>					
			IN	22	24.75	45	18	18	29	16	16.5			
			MM	559	629	1143	457	457	737	406	419			
			<p><b>RTA 00</b> 2 per carton (pricing and specifications are for one seat unit)</p>											
 <p><b>2075BSNPU</b></p>	 <p><b>2075BSNUU</b></p>	<p><b>2075BSNPU</b> 753</p> <p>Upholstered seat</p>	List price											
			<p><b>OVERALL DIMENSIONS</b></p> <p>W D H</p>			<p><b>SEAT DIMENSIONS</b></p> <p>W D H</p>			<p><b>BACK DIMENSIONS</b></p> <p>W H</p>					
			IN	22	24.75	45	18	18	29.5	16	16			
			MM	559	629	1143	457	457	749	406	406			
			<p><b>RTA 00</b> 2 per carton (pricing and specifications are for one seat unit)</p>											
 <p><b>Counter Stool w/Arms</b> COM: N/A Unit weight: 20 LB   9.1 KG Carton weight: 24 LB   10.89 KG Carton volume: 17.75 FT³   0.5 MT³</p>	<p>Polypropylene seat &amp; back. Stacks 5 high on floor.</p>	<p><b>2075CSAPP</b> 573</p>	List price											
			<p><b>OVERALL DIMENSIONS</b></p> <p>W D H</p>			<p><b>SEAT DIMENSIONS</b></p> <p>W D H</p>			<p><b>BACK DIMENSIONS</b></p> <p>W H</p>					
			IN	24	24.75	40	18	18	24	16	16.5			
			MM	610	629	1016	457	457	610	406	419			
			<p><b>RTA 00</b> 2 per carton (pricing and specifications are for one seat unit)</p>											
 <p><b>2075CSAPU</b></p>	 <p><b>2075CSAUU</b></p>	<p><b>2075CSAPU</b> 753</p> <p>Upholstered seat</p>	List price											
			<p><b>OVERALL DIMENSIONS</b></p> <p>W D H</p>			<p><b>SEAT DIMENSIONS</b></p> <p>W D H</p>			<p><b>BACK DIMENSIONS</b></p> <p>W H</p>					
			IN	24	24.75	40	18	18	24.5	16	16			
			MM	610	629	1016	457	457	622	406	406			
			<p><b>RTA 00</b> 2 per carton (pricing and specifications are for one seat unit)</p>											
 <p><b>Armless Counter Stool</b> COM: N/A Unit weight: 16 LB   7.3 KG Carton weight: 20 LB   9.07 KG Carton volume: 19 FT³   0.53 MT³</p>	<p>Polypropylene seat &amp; back. Stacks 5 high on floor.</p>	<p><b>2075CSNPP</b> 510</p>	List price											
			<p><b>OVERALL DIMENSIONS</b></p> <p>W D H</p>			<p><b>SEAT DIMENSIONS</b></p> <p>W D H</p>			<p><b>BACK DIMENSIONS</b></p> <p>W H</p>					
			IN	22	24.75	40	18	18	24	16	16.5			
			MM	559	629	1016	457	457	610	406	419			
			<p><b>RTA 00</b> 2 per carton (pricing and specifications are for one seat unit)</p>											

DESCRIPTION	FEATURES	MODEL#	STANDARD TEXTILE GRADES											
			1	2	3	4	5	6	7	8	9	10	11	12



**Armless Counter Stool**  
 COM: 0.75 YD | 0.69 M  
 Unit weight: 19 LB | 8.6 KG  
 Carton weight: 23 LB | 10.43 KG  
 Carton volume: 19 FT³ | 0.53 MT³

Stacks 5 high on floor.


<b>2075CSNPU</b>	691	715	735	759	797	832	867	898	936	972	1021	1090
Upholstered seat												
<b>2075CSNUU</b>	816	840	861	884	921	957	993	1023	1061	1098	1146	1215
Upholstered seat & back												
OVERALL DIMENSIONS			SEAT DIMENSIONS			BACK DIMENSIONS						
W	D	H	W	D	H	W	H					
IN 22	24.75	40	18	18	24.5	16	16					
MM 559	629	1016	457	457	622	406	406					
<b>RTA 00</b>			2 per carton (pricing and specifications are for one seat unit)									



**Armchair w/Sled Base**  
 COM: N/A  
 Unit weight: 14 LB | 6.4 KG  
 Carton weight: 17.25 LB | 7.82 KG  
 Carton volume: 26.75 FT³ | 0.75 MT³

Polypropylene seat & back.  
 Stacks 5 high on floor.  
 Stacks 15 high on dolly.

List price												
<b>2076APP</b>	523											
OVERALL DIMENSIONS			SEAT DIMENSIONS			BACK DIMENSIONS						
W	D	H	W	D	H	W	H					
IN 24	25	33.25	18	18	17	16	16.5					
MM 610	635	845	457	457	432	406	419					
<b>RTA 00</b>			4 per carton (pricing and specifications are for one seat unit)									



**Armchair w/Sled Base**  
 COM: 0.75 YD | 0.69 M  
 Unit weight: 17 LB | 7.7 KG  
 Carton weight: 20.25 LB | 9.19 KG  
 Carton volume: 26.75 FT³ | 0.75 MT³

Stacks 5 high on floor.  
 Stacks 10 high on dolly.

<b>2076APU</b>	704	728	748	772	810	845	880	911	949	985	1034	1103
Upholstered seat												
<b>2076AUU</b>	828	852	872	896	934	969	1004	1035	1073	1109	1158	1227
Upholstered seat & back												
OVERALL DIMENSIONS			SEAT DIMENSIONS			BACK DIMENSIONS						
W	D	H	W	D	H	W	H					
IN 24	25	33.25	18	18	17.5	16	16					
MM 610	635	845	457	457	445	406	406					
<b>RTA 00</b>			4 per carton (pricing and specifications are for one seat unit)									



**Armless Chair w/Sled Base**  
 COM: N/A  
 Unit weight: 10 LB | 4.5 KG  
 Carton weight: 13.25 LB | 6.01 KG  
 Carton volume: 19.25 FT³ | 0.54 MT³

Polypropylene seat & back.  
 Stacks 5 high on floor.  
 Stacks 15 high on dolly.

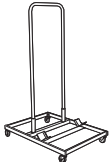


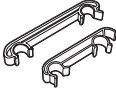

List price												
<b>2076NPP</b>	461											
OVERALL DIMENSIONS			SEAT DIMENSIONS			BACK DIMENSIONS						
W	D	H	W	D	H	W	H					
IN 20.5	25	33.25	18	18	18	16	16.5					
MM 521	635	845	457	457	457	406	419					
<b>RTA 00</b>			4 per carton (pricing and specifications are for one seat unit)									



**Armless Chair w/Sled Base**  
 COM: 0.75 YD | 0.69 M  
 Unit weight: 13 LB | 5.9 KG  
 Carton weight: 16.25 LB | 7.37 KG  
 Carton volume: 19.25 FT³ | 0.54 MT³

Stacks 5 high on floor.  
 Stacks 10 high on dolly.

<b>2076NPU</b>	642	666	686	710	748	783	818	849	887	923	972	1041
Upholstered seat												
<b>2076NUU</b>	765	789	809	833	871	906	941	972	1010	1046	1095	1164
Upholstered seat & back												
OVERALL DIMENSIONS			SEAT DIMENSIONS			BACK DIMENSIONS						
W	D	H	W	D	H	W	H					
IN 20.5	25	33.25	18	18	17.5	16	16					
MM 521	635	845	457	457	445	406	406					
<b>RTA 00</b>			4 per carton (pricing and specifications are for one seat unit)									

DESCRIPTION	FEATURES	MODEL#	STANDARD TEXTILE GRADES						
 <p><b>Dolly</b> COM: N/A Unit weight: 32 LB   14.5 KG Carton weight: 41 LB   18.6 KG Carton volume: 6.75 FT³   0.19 MT³</p>	Accommodates 10-15 chairs depending on model.	List price							
		2085	775						
		OVERALL DIMENSIONS			SEAT DIMENSIONS			BACK DIMENSIONS	
		W	D	H	W	D	H	W	H
		IN 24 MM 610	33.5 851	53 1346	-	-	-	-	-
RTA 00		1 per carton							
 <p><b>Ganging Clamps - Set of 2</b> COM: N/A Unit weight: 0.09 LB   0.04 KG Carton weight: 0.2 LB   0.09 KG Carton volume: 1 FT³   0.02 MT³</p>	For use with armchair models. Chair clearance 0.25"	List price							
		5233	15						
		OVERALL DIMENSIONS			SEAT DIMENSIONS			BACK DIMENSIONS	
		W	D	H	W	D	H	W	H
		IN 0.87 MM 22	7.75 197	1.5 38	-	-	-	-	-
RTA 00		 Pricing is for the set, specifications are for one clamp							
 <p><b>Ganging Brackets - Set of 2</b> COM: N/A Unit weight: 23 LB   10.5 KG Carton weight: 30 LB   13.61 KG Carton volume: 14.75 FT³   0.41 MT³</p>	For use with armless models. Chair clearance 0.25"	List price							
		6522	16						
		OVERALL DIMENSIONS			SEAT DIMENSIONS			BACK DIMENSIONS	
		W	D	H	W	D	H	W	H
		IN 0.87 MM 22	7.75 197	1.5 38	-	-	-	-	-
RTA 00		 Pricing is for the set, specifications are for one clamp							

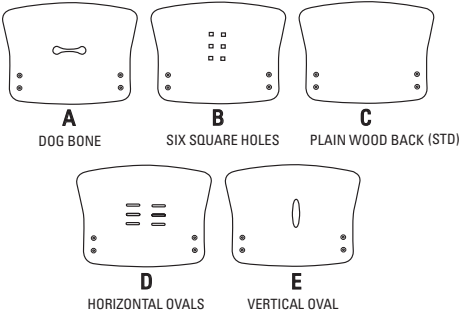
TWILIGHT



model 2194WS (TBL)

model 2198C (TTU)

**Twilight Back Cut-Outs.** Available in wood back only.






STANDARD FEATURES






- Twilight series armchairs and bar stools feature a flared back design.
- Chairs can stack 5 high on floor and 8 high on dolly 2125WS. Stools do not stack.
- Comet series tables and connecting brackets are compatible with Twilight models.
- Frame is welded and gusseted 1" round tubular steel. Legs flare out to the rear to provide additional stability.
- Arm and armless models can be joined together using ganging clamp model 2180.
- Chairs are "wall safe". Rear legs hit the baseboard first leaving clearance between the back of the chair and the wall, saving both the chair and the wall from damage.
- Dual wheel carpet casters (C1) are standard on models with casters.
- Upholstery options: fabric or vinyl only. Vinyl models may feature stitch detail across the seat and/or back cushions, if applicable.

OPTIONAL FEATURES

- Models featuring a wood veneer back are available in Absolute (AAM), Black (BKM), Cherry (ACM), Espresso Cafe (ECM), English Oak (EOM), Fruitwood (TFM), Gray (HGM), Honey (AHM), Mahogany (TMM), Maple (AVM), Medium Walnut (MWM), Night (ASM), Noce Biondo (NBM), Noce Grigio (NGM), Noce Leggero (NEM), Noce Medio (NMM), Shaker Cherry (SKM), Walnut (TWM), WC Cream (WTM), White (WHM) and Winter Cherry (WCM). Please specify. Genuine maple faced veneers are used.

- Models featuring wood veneer backs can incorporate a custom logo. Please contact Customer Service for further details.
- For quantities of 50 or more pieces the following cut-outs can be added to the wood back of Twilight chairs, see left. Add \$76.
- Frames are available in textured Sandtex finishes: Black (TBL) or Tungsten (TTU). No upcharge.
- Chrome frame available, please specify (CHM). Add \$37.
- A selection of glide options is available. Glides must be chosen to best suit flooring type and site conditions. For more information, please refer to the glide section (page 341).
- Glides with felt pads (FG) are available for vinyl sheet, cork or laminate flooring, please specify. Add \$43.
- Glides with rubber pads (RG) are available for vinyl, hardwood, laminate, stone or ceramic flooring, please specify.
- For hard surface floors, please specify opaque non-marking glide (NM). No upcharge.
- Steel cushioned glides (B) are available on all models, please specify. Add \$17.
- For hard surface flooring casters, please specify (C9R). Add \$17.

DESCRIPTION	FEATURES	MODEL #	STANDARD TEXTILE GRADES												
			1	2	3	4	5	6	7	8	9	10	11	12	
 <p><b>Armchair Upholstered Back</b> COM: 1.25 YD   1.14 M Unit weight: 19 LB   8.6 KG Carton weight: 22.5 LB   10.21 KG Carton volume: 15.5 FT³   0.43 MT³</p>	Stacks 5 high on floor. Stacks 8 high on dolly.  Ergonomic features: M, N	<b>2194WS</b> Wall saver	415	455	489	528	591	650	709	760	824	884	965	1080	
			<b>OVERALL DIMENSIONS</b> W D H			<b>SEAT DIMENSIONS</b> W D H			<b>BACK DIMENSIONS</b> W H						
			IN 23.5	23.5	35	18	16	18	18.5	16	MM 597	597	889	457	406
			<b>RTA 00</b> 2 per carton (pricing and specifications are for one chair)												
 <p><b>Armchair w/Casters Upholstered Back</b> COM: 1.25 YD   1.14 M Unit weight: 19 LB   8.6 KG Carton weight: 24 LB   10.89 KG Carton volume: 15.5 FT³   0.43 MT³</p>	Does not stack.  Ergonomic features: M, N	<b>2194C</b>	489	529	563	602	665	724	783	834	898	958	1039	1154	
			<b>OVERALL DIMENSIONS</b> W D H			<b>SEAT DIMENSIONS</b> W D H			<b>BACK DIMENSIONS</b> W H						
			IN 23.5	22	35	18	16	18	18.5	16	MM 597	559	889	457	406
			<b>RTA 00</b> 2 per carton (pricing and specifications are for one chair)												
 <p><b>Armless Chair Upholstered Back</b> COM: 1.25 YD   1.14 M Unit weight: 16 LB   7.3 KG Carton weight: 20.25 LB   9.19 KG Carton volume: 16 FT³   0.45 MT³</p>	Stacks 5 high on floor. Stacks 8 high on dolly.  Ergonomic features: M, N	<b>2195WS</b> Wall saver	348	388	422	461	524	583	642	693	757	817	898	1013	
			<b>OVERALL DIMENSIONS</b> W D H			<b>SEAT DIMENSIONS</b> W D H			<b>BACK DIMENSIONS</b> W H						
			IN 20	23.5	35	18	16	18	18.5	16	MM 508	597	889	457	406
			<b>RTA 00</b> 2 per carton (pricing and specifications are for one chair)												

DESCRIPTION	FEATURES	MODEL#	STANDARD TEXTILE GRADES											
			1	2	3	4	5	6	7	8	9	10	11	12
 <p><b>Armless Chair w/Casters Upholstered Back</b>                      COM: 1.25 YD   1.14 M                      Unit weight: 16 LB   7.3 KG                      Carton weight: 21 LB   9.53 KG                      Carton volume: 15.5 FT³   0.43 MT³</p>	Does not stack.  Ergonomic features: M, N	<b>2195C</b>	425	465	499	538	601	660	719	770	834	894	975	1090
			<b>OVERALL DIMENSIONS</b>			<b>SEAT DIMENSIONS</b>			<b>BACK DIMENSIONS</b>					
			<b>W</b>	<b>D</b>	<b>H</b>	<b>W</b>	<b>D</b>	<b>H</b>	<b>W</b>	<b>H</b>				
			IN 20	22	35	18	16	18	18.5	16				
			MM 508	559	889	457	406	457	470	406				
			<b>RTA 00</b>	2 per carton (pricing and specifications are for one chair)										
 <p><b>Armchair Wood Veneer Back</b>                      COM: 0.75 YD   0.69 M                      Unit weight: 18 LB   8.2 KG                      Carton weight: 22.5 LB   10.21 KG                      Carton volume: 15.5 FT³   0.43 MT³</p>	Stacks 5 high on floor. Stacks 8 high on dolly.  Ergonomic features: M, N	<b>2198WS</b> Wall saver	430	454	474	498	536	571	606	637	675	711	760	829
			<b>OVERALL DIMENSIONS</b>			<b>SEAT DIMENSIONS</b>			<b>BACK DIMENSIONS</b>					
			<b>W</b>	<b>D</b>	<b>H</b>	<b>W</b>	<b>D</b>	<b>H</b>	<b>W</b>	<b>H</b>				
			IN 23.5	23.5	35	18	16	18	18.5	16				
			MM 597	597	889	457	406	457	470	406				
			<b>RTA 00</b>	2 per carton (pricing and specifications are for one chair)										
 <p><b>Armchair w/Casters Wood Veneer Back</b>                      COM: 0.75 YD   0.69 M                      Unit weight: 18 LB   8.2 KG                      Carton weight: 23 LB   10.43 KG                      Carton volume: 15.5 FT³   0.43 MT³</p>	Does not stack.  Ergonomic features: M, N	<b>2198C</b>	507	531	551	575	613	648	683	714	752	788	837	906
			<b>OVERALL DIMENSIONS</b>			<b>SEAT DIMENSIONS</b>			<b>BACK DIMENSIONS</b>					
			<b>W</b>	<b>D</b>	<b>H</b>	<b>W</b>	<b>D</b>	<b>H</b>	<b>W</b>	<b>H</b>				
			IN 23.5	22	35	18	16	18	18.5	16				
			MM 597	559	889	457	406	457	470	406				
			<b>RTA 00</b>	2 per carton (pricing and specifications are for one chair)										
 <p><b>Armless Chair Wood Veneer Back</b>                      COM: 0.75 YD   0.69 M                      Unit weight: 16 LB   7.3 KG                      Carton weight: 20.25 LB   9.19 KG                      Carton volume: 16 FT³   0.45 MT³</p>	Stacks 5 high on floor. Stacks 8 high on dolly.  Ergonomic features: M, N	<b>2199WS</b> Wall saver	367	391	411	435	473	508	543	574	612	648	697	766
			<b>OVERALL DIMENSIONS</b>			<b>SEAT DIMENSIONS</b>			<b>BACK DIMENSIONS</b>					
			<b>W</b>	<b>D</b>	<b>H</b>	<b>W</b>	<b>D</b>	<b>H</b>	<b>W</b>	<b>H</b>				
			IN 20	23.5	35	18	16	18	18.5	16				
			MM 508	597	889	457	406	457	470	406				
			<b>RTA 00</b>	2 per carton (pricing and specifications are for one chair)										
 <p><b>Armless Chair w/Casters Wood Veneer Back</b>                      COM: 0.75 YD   0.69 M                      Unit weight: 16 LB   7.3 KG                      Carton weight: 21 LB   9.53 KG                      Carton volume: 15.5 FT³   0.43 MT³</p>	Does not stack.  Ergonomic features: M, N	<b>2199C</b>	444	468	488	512	550	585	620	651	689	725	774	843
			<b>OVERALL DIMENSIONS</b>			<b>SEAT DIMENSIONS</b>			<b>BACK DIMENSIONS</b>					
			<b>W</b>	<b>D</b>	<b>H</b>	<b>W</b>	<b>D</b>	<b>H</b>	<b>W</b>	<b>H</b>				
			IN 20	22	35	18	16	18	18.5	16				
			MM 508	559	889	457	406	457	470	406				
			<b>RTA 00</b>	2 per carton (pricing and specifications are for one chair)										

DESCRIPTION	FEATURES	MODEL#	STANDARD TEXTILE GRADES											
			1	2	3	4	5	6	7	8	9	10	11	12



**Bar Stool w/Arms Wood Veneer Back**

COM: 0.75 YD | 0.69 M  
 Unit weight: 22 LB | 10 KG  
 Carton weight: 30 LB | 13.61 KG  
 Carton volume: 17.5 FT³ | 0.49 MT³

Does not stack.  
 Ergonomic features:  
 M, N

<b>2188</b>	590	614	634	658	696	731	766	797	835	871	920	989
-------------	-----	-----	-----	-----	-----	-----	-----	-----	-----	-----	-----	-----

OVERALL DIMENSIONS			SEAT DIMENSIONS			BACK DIMENSIONS	
W	D	H	W	D	H	W	H

IN	23	22	45	18	16	29	18.5	16
MM	584	559	1143	457	406	737	470	406

**RTA 00** 1 per carton



**Armless Bar Stool Wood Veneer Back**

COM: 0.75 YD | 0.69 M  
 Unit weight: 20 LB | 9.1 KG  
 Carton weight: 28 LB | 12.7 KG  
 Carton volume: 17.5 FT³ | 0.49 MT³

Does not stack.  
 Ergonomic features:  
 M, N

<b>2189</b>	522	546	566	590	628	663	698	729	767	803	852	921
-------------	-----	-----	-----	-----	-----	-----	-----	-----	-----	-----	-----	-----

OVERALL DIMENSIONS			SEAT DIMENSIONS			BACK DIMENSIONS	
W	D	H	W	D	H	W	H

IN	20	22	45	18	16	29	18.5	16
MM	508	559	1143	457	406	737	470	406

**RTA 00** 1 per carton



**Bar Stool w/Arms Upholstered Back**

COM: 1.25 YD | 1.14 M  
 Unit weight: 23 LB | 10.5 KG  
 Carton weight: 31 LB | 14.06 KG  
 Carton volume: 17.5 FT³ | 0.49 MT³

Does not stack.  
 Ergonomic features:  
 M, N

<b>2196</b>	568	608	642	681	744	803	862	913	977	1037	1118	1233
-------------	-----	-----	-----	-----	-----	-----	-----	-----	-----	------	------	------

OVERALL DIMENSIONS			SEAT DIMENSIONS			BACK DIMENSIONS	
W	D	H	W	D	H	W	H

IN	23	22	45	18	16	29	18.5	16
MM	584	559	1143	457	406	737	470	406

**RTA 00** 1 per carton



**Armless Bar Stool Upholstered Back**

COM: 1.25 YD | 1.14 M  
 Unit weight: 17 LB | 7.7 KG  
 Carton weight: 25 LB | 11.34 KG  
 Carton volume: 17.5 FT³ | 0.49 MT³

Does not stack.  
 Ergonomic features:  
 M, N

<b>2197</b>	506	546	580	619	682	741	800	851	915	975	1056	1171
-------------	-----	-----	-----	-----	-----	-----	-----	-----	-----	-----	------	------

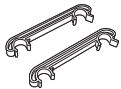
OVERALL DIMENSIONS			SEAT DIMENSIONS			BACK DIMENSIONS	
W	D	H	W	D	H	W	H

IN	20	22	45	18	16	29	18.5	16
MM	508	559	1143	457	406	737	470	406

**RTA 00** 1 per carton

List price

<b>2180</b>	16
-------------	----



**Snap On Ganging Brackets - Set of 2**



COM: N/A  
 Unit weight: 0.09 LB | 0.04 KG  
 Carton weight: 0.2 LB | 0.09 KG  
 Carton volume: 1 FT³ | 0.02 MT³

Ergonomic features:  
 M, N

OVERALL DIMENSIONS			SEAT DIMENSIONS			BACK DIMENSIONS	
W	D	H	W	D	H	W	H

IN	0.87	7.75	1.5	-	-	-	-	-
MM	22	197	38	-	-	-	-	-

**RTA 00** Pricing is for the set, specifications are for one bracket

DESCRIPTION	FEATURES	MODEL#	STANDARD TEXTILE GRADES					
		List price						
		<b>2125WS</b>	310					
 <p><b>Dolly</b>                      COM: N/A                      Unit weight: 13 LB   5.9 KG                      Carton weight: 16 LB   7.26 KG                      Carton volume: 3.8 FT³   0.1 MT³</p>	<b>OVERALL DIMENSIONS</b>			<b>SEAT DIMENSIONS</b>			<b>BACK DIMENSIONS</b>	
	<b>W</b>	<b>D</b>	<b>H</b>	<b>W</b>	<b>D</b>	<b>H</b>	<b>W</b>	<b>H</b>
	IN 23.25 MM 591	24.75 629	12.25 311	-	-	-	-	-
		<b>RTA 1</b>		1 per carton				



VION



model 6325 (BLK-CHM)

STANDARD FEATURES

- Vion is a comprehensive seating series offering a family of models to address multiple applications: task, management, conference, guest, heavy duty 24/7 and stools.
- Series offers models with either a mesh or upholstered back.
- Vion guest chairs offer a wall saver frame design, which is constructed from 7/8" diameter steel tubing.
- Vion guest chairs can stack 4 high on the floor.
- Guest chairs are offered with arms or armless, with or without casters.
- Arm design is gently curved and made from strong fiberglass reinforced nylon.
- Guest chairs are standard with Black frame and durable polypropylene glides.
- Dual wheel carpet casters (C82) are standard on guest models with casters.
- Low back armless task pedestal base models have a basic -6 swivel mechanism and are ideal for training spaces.
- Task seating standard with five prong, injection molded, fiberglass reinforced nylon Governor base (B7) with dual wheel carpet casters (C1).
- Mesh back models are available in ten standard Vion Mesh colors: Aqua (MS75), Black (MS69), Black Cherry (MS76), Blue (MS72), Dust (MS77), Ivory (MS78), Natural (MS74), Paprika (MS79), Rope (MS73) and Stone (MS71).
- Upholstered back models feature Black textile (Jenny JN02) on the back side as standard.
- Upholstery options: fabric, vinyl or leather. Vinyl and leather models may feature stitch detail across the seat and/or back cushions, if applicable.
- Vion beam seating consists of upper seat units (6340-6343) including mounting brackets and all hardware necessary for attachment to beam.
- For all beam components, tables and a complete list of available upper seat units, see Beam Seating series.

OPTIONAL FEATURES

- Vion back frames, arms and bases are available in three colors: Black, Shadow and Fog. See Vion finishes chart for options and upcharges. Armcaps are always Black.
- Mesh back models are also available in ten Dimension Mesh colors: Berry (DBE), Black (DBK), Chalk (DCL), Charcoal (DCH), Citrus (DCT), Cobalt (DCO), Fog (DST), Pool Blue (DPB), Sand (DSD), Shadow (DGM). Add \$25.
- Upholstered back models offer a matching outer (MO) upholstery option. Due to the additional material needed, these models are listed separately and are priced differently than the standard upholstered back models.
- Seat available in memory foam, please specify (MF). Add \$106.
- For hard surface flooring casters for five prong base models, please specify (C9R). Add \$21.
- A selection of glide options is available. Glides must be chosen to best suit flooring type and site conditions. For more information, please refer to the glide section (page 341).
- Glides with felt pads (FG) are available for vinyl sheet, cork or laminate flooring, please specify. Add \$43.
- Glides with rubber pads (RG) are available for vinyl, hardwood, laminate, stone or ceramic flooring, please specify. Add \$43.
- Opaque off-white non-marking glides for hard surface flooring are optional for guest chairs, please specify (NM). No upcharge.
- Steel cushioned self-leveling glides (B) are available on guest chairs (adds 0.5" to seat height), please specify. Add \$17.
- Tablet arms are extremely rugged, suitable for armed forces and student use. Tablet hinges up to allow ease of egress. Tablet slides forward and back to accommodate any body size comfortably. Tablet models do not stack.
- Standard tablet (D8) size is 18"D x 14.5"W and is made of Black polymer. Tablets are attached at the left or right (as seated) Tablet arms are not available on stools.
- An optional 18.5"D x 18.5"W high pressure laminate writing tablet is available. The core is hardwood veneer plywood with a radiused edge and finished in clear lacquer. This writing tablet is offered in the following finishes: Black (BLK), Clear Maple (CMB), Designer White (DWT) and Noce Grigio (NGL). Please specify. Add \$68.
- Dolly available for stacking guest chairs up to 8 high. Specify model 2125WS, \$310 list price.


VION FINISHES - GUEST SEATING				
Back Frame	SPECIFY CODE	Frame	SPECIFY CODE	Arm Options
Black	BLK	Black Shadow Fog Tungsten Chrome	TBL	Fiberglass reinforced nylon - Black
Shadow	SHW Add \$68		TSH	
Fog	FOG Add \$68		TFO TTU CHM - Add \$26	






Beam seating frames available in Black only






Vion Task Chairs













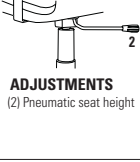
For Vion task chairs, please see page 147.


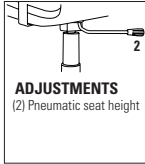

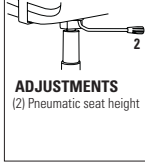

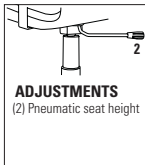
DESCRIPTION	FEATURES	MODEL #	STANDARD TEXTILE GRADES											
			1	2	3	4	5	6	7	8	9	10	11	12
 <p>mesh back</p> <p><b>Side Chair - Armless</b> COM: 1 YD   0.91 M Unit weight: 17 LB   7.7 KGG Carton weight: 25 LB   11.34 KG Carton volume: 13.75 FT³   0.38 MT³</p>	<p>Stacks 4 high on floor. Stacks 8 high on dolly.</p> <p>Ergonomic features: M, N</p>	6324	576	608	635	666	717	764	811	852	903	951	1016	1108
			OVERALL DIMENSIONS			SEAT DIMENSIONS			BACK DIMENSIONS					
			W	D	H	W	D	H	W	H				
			IN 20	24	34.5	19	18	18.75	19	16.5				
			MM 508	610	876	483	457	476	483	419				
			RTA 00		1 per carton									

DESCRIPTION	FEATURES	MODEL #	STANDARD TEXTILE GRADES											
			1	2	3	4	5	6	7	8	9	10	11	12
 <p>mesh back</p> <p><b>Side Chair - Armless w/Casters</b>                      COM: 1 YD   0.91 M                      Unit weight: 17 LB   7.7 KG                      Carton weight: 25 LB   11.34 KG                      Carton volume: 13.75 FT³   0.38 MT³</p>	<p>Does not stack.</p> <p>Ergonomic features: M, N</p>	<b>6324C</b>	672	704	731	762	813	860	907	948	999	1047	1112	1204
			OVERALL DIMENSIONS			SEAT DIMENSIONS			BACK DIMENSIONS					
			W	D	H	W	D	H	W	H				
			IN 20	24	34.5	19	18	18.75	19	16.5				
			MM 508	610	876	483	457	476	483	419				
		<b>RTA 00</b>	1 per carton											
 <p>mesh back</p> <p><b>Side Chair</b>                      COM: 1 YD   0.91 M                      Unit weight: 19 LB   8.6 KG                      Carton weight: 27 LB   12.25 KG                      Carton volume: 15.5 FT³   0.43 MT³</p>	<p>Stacks 4 high on floor.</p> <p>Ergonomic features: M, N</p>	<b>6325</b>	625	657	684	715	766	813	860	901	952	1000	1065	1157
			OVERALL DIMENSIONS			SEAT DIMENSIONS			BACK DIMENSIONS					
			W	D	H	W	D	H	W	H				
			IN 25.5	24	34.5	19	18	18.75	19	16.5				
			MM 648	610	876	483	457	476	483	419				
		<b>RTA 00</b>	1 per carton											
 <p>mesh back</p> <p><b>Side Chair w/Casters</b>                      COM: 1 YD   0.91 M                      Unit weight: 19 LB   8.6 KG                      Carton weight: 27 LB   12.25 KG                      Carton volume: 15.5 FT³   0.43 MT³</p>	<p>Does not stack.</p> <p>Ergonomic features: M, N</p>	<b>6325C</b>	719	751	778	809	860	907	954	995	1046	1094	1159	1251
			OVERALL DIMENSIONS			SEAT DIMENSIONS			BACK DIMENSIONS					
			W	D	H	W	D	H	W	H				
			IN 25.5	24	34.5	19	18	18.75	19	16.5				
			MM 648	610	876	483	457	476	483	419				
		<b>RTA 00</b>	1 per carton											
 <p>upholstered back</p> <p><b>Armless Side Chair</b>                      COM: 1.25 YD   1.14 M                      Unit weight: 18 LB   8.2 KG                      Carton weight: 26 LB   11.79 KG                      Carton volume: 13.75 FT³   0.38 MT³</p>	<p>Stacks 4 high on floor. Stacks 8 high on dolly.</p> <p>Ergonomic features: M, N</p>	<b>6334</b> <b>6334MO</b>	576	616	650	689	752	811	870	921	985	1045	1126	1241
			OVERALL DIMENSIONS			SEAT DIMENSIONS			BACK DIMENSIONS					
			W	D	H	W	D	H	W	H				
			IN 20	24	34.5	19	18	18.75	19	16.5				
			MM 508	610	876	483	457	476	483	419				
		<b>RTA 00</b>	1 per carton											
 <p>upholstered back</p> <p><b>Armless Side Chair w/Casters</b>                      COM: 1.25 YD   1.14 M                      Unit weight: 18 LB   8.2 KG                      Carton weight: 26 LB   11.79 KG                      Carton volume: 13.75 FT³   0.38 MT³</p>	<p>Does not stack.</p> <p>Ergonomic features: M, N</p>	<b>6334C</b> <b>6334CMO</b>	672	712	746	785	848	907	966	1017	1081	1141	1222	1337
			OVERALL DIMENSIONS			SEAT DIMENSIONS			BACK DIMENSIONS					
			W	D	H	W	D	H	W	H				
			IN 20	24	34.5	19	18	18.75	19	16.5				
			MM 508	610	876	483	457	476	483	419				
		<b>RTA 00</b>	1 per carton											

DESCRIPTION	FEATURES	MODEL #	STANDARD TEXTILE GRADES											
			1	2	3	4	5	6	7	8	9	10	11	12
 <p>upholstered back</p> <p><b>Side Chair</b> COM: 1.25 YD   1.14 M Unit weight: 20 LB   9.1 KG Carton weight: 8 LB   3.63 KG Carton volume: 15.5 FT³   0.43 MT³</p>	<p>Stacks 4 high on floor. Stacks 8 high on dolly.</p> <p>Ergonomic features: M, N</p>	<p><b>6335</b> <b>6335MO</b></p>	625	665	699	738	801	860	919	970	1034	1094	1175	1290
			684	748	802	864	966	1060	1154	1236	1338	1434	1564	1748
			<b>OVERALL DIMENSIONS</b>			<b>SEAT DIMENSIONS</b>			<b>BACK DIMENSIONS</b>					
			IN 25.5	24	34.5	19	18	18.75	19	16.5				
MM 648	610	876	483	457	476	483	419							
		<b>RTA 00</b>	1 per carton											
 <p>upholstered back</p> <p><b>Side Chair w/Casters</b> COM: 1.25 YD   1.14 M Unit weight: 20 LB   9.1 KG Carton weight: 28 LB   12.7 KG Carton volume: 15.5 FT³   0.43 MT³</p>	<p>Does not stack.</p> <p>Ergonomic features: M, N</p>	<p><b>6335C</b> <b>6335CMO</b></p>	719	759	793	832	895	954	1013	1064	1128	1188	1269	1384
			780	844	898	960	1062	1156	1250	1332	1434	1530	1660	1844
			<b>OVERALL DIMENSIONS</b>			<b>SEAT DIMENSIONS</b>			<b>BACK DIMENSIONS</b>					
			IN 25.5	24	34.5	19	18	18.75	19	16.5				
MM 648	610	876	483	457	476	483	419							
		<b>RTA 00</b>	1 per carton											
 <p><b>Armless Seat Unit</b> COM: 1 YD   0.91 M Unit weight: 20 LB   9.1 KG Carton weight: 26 LB   11.79 KG Carton volume: 7.25 FT³   0.2 MT³</p>	<p>Upholstered seat/mesh back.</p> <p>Use with beam.</p>	<p><b>6340</b></p>	681	713	740	771	822	869	916	957	1008	1056	1121	1213
			<b>OVERALL DIMENSIONS</b>			<b>SEAT DIMENSIONS</b>			<b>BACK DIMENSIONS</b>					
			IN 21	23.5	20.5	17.5	18	-	19	17				
			MM 533	597	521	445	457	-	483	432				
		<b>RTA 00</b>	1 per carton											
 <p><b>Armless Seat Unit</b> COM: 1 YD   0.91 M Unit weight: 20 LB   9.1 KG Carton weight: 26 LB   11.79 KG Carton volume: 7.25 FT³   0.2 MT³</p>	<p>Upholstered seat &amp; back.</p> <p>Use with beam.</p>	<p><b>6341</b></p>	681	713	740	771	822	869	916	957	1008	1056	1121	1213
			<b>OVERALL DIMENSIONS</b>			<b>SEAT DIMENSIONS</b>			<b>BACK DIMENSIONS</b>					
			IN 21	23.5	20.5	17.5	18	-	19	17				
			MM 533	597	521	445	457	-	483	432				
		<b>RTA 00</b>	1 per carton											
 <p><b>Seat Unit w/Arms</b> COM: 1 YD   0.91 M Unit weight: 21 LB   9.5 KG Carton weight: 26 LB   11.79 KG Carton volume: 9.75 FT³   0.27 MT³</p>	<p>Upholstered seat/mesh back.</p> <p>Use with beam.</p>	<p><b>6342</b></p>	727	759	786	817	868	915	962	1003	1054	1102	1167	1259
			<b>OVERALL DIMENSIONS</b>			<b>SEAT DIMENSIONS</b>			<b>BACK DIMENSIONS</b>					
			IN 25.5	23.5	20.5	17.5	18	-	19	17				
			MM 648	597	521	445	457	-	483	432				
		<b>RTA 00</b>	1 per carton											

DESCRIPTION	FEATURES	MODEL #	STANDARD TEXTILE GRADES													
			1	2	3	4	5	6	7	8	9	10	11	12		
 <p><b>Seat Unit w/Arms</b> COM: 1 YD   0.91 M Unit weight: 22 LB   10 KG Carton weight: 27 LB   12.25 KG Carton volume: 9.75 FT³   0.27 MT³</p>	<p>Upholstered seat &amp; back.</p> <p>Use with beam.</p>	6343	727	759	786	817	868	915	962	1003	1054	1102	1167	1259		
			<b>OVERALL DIMENSIONS</b>			<b>SEAT DIMENSIONS</b>			<b>BACK DIMENSIONS</b>							
			<b>W</b>	<b>D</b>	<b>H</b>	<b>W</b>	<b>D</b>	<b>H</b>	<b>W</b>	<b>H</b>						
			IN 25.5	23.5	20.5	17.5	18	-	19	17						
			MM 648	597	521	445	457	-	483	432						
		<b>RTA 00</b>	1 per carton													
 <p>mesh back</p> <p><b>LB Bar Stool w/Arms</b> COM: 1 YD   0.91 M Unit weight: 26 LB   11.8 KG Carton weight: 36 LB   16.33 KG Carton volume: 24 FT³   0.67 MT³</p>	<p>Ergonomic features: M, N</p>	6350	825	857	884	915	966	1013	1060	1101	1152	1200	1265	1357		
			<b>OVERALL DIMENSIONS</b>			<b>SEAT DIMENSIONS</b>			<b>BACK DIMENSIONS</b>							
			<b>W</b>	<b>D</b>	<b>H</b>	<b>W</b>	<b>D</b>	<b>H</b>	<b>W</b>	<b>H</b>						
			IN 25.5	25	44.5	19	17.5	28.5	18	16						
			MM 648	635	1130	483	445	724	457	406						
		<b>RTA 00</b>	1 per carton													
 <p>mesh back</p> <p><b>LB Bar Stool Armless</b> COM: 1 YD   0.91 M Unit weight: 24 LB   10.9 KG Carton weight: 33 LB   14.97 KG Carton volume: 18.25 FT³   0.51 MT³</p>	<p>Ergonomic features: M, N</p>	6351	777	809	836	867	918	965	1012	1053	1104	1152	1217	1309		
			<b>OVERALL DIMENSIONS</b>			<b>SEAT DIMENSIONS</b>			<b>BACK DIMENSIONS</b>							
			<b>W</b>	<b>D</b>	<b>H</b>	<b>W</b>	<b>D</b>	<b>H</b>	<b>W</b>	<b>H</b>						
			IN 21	25	44.5	19	17.5	28.5	18	16						
			MM 533	635	1130	483	445	724	457	406						
		<b>RTA 00</b>	1 per carton													
 <p>mesh back</p> <p><b>LB Counter Stool w/Arms</b> COM: 1 YD   0.91 M Unit weight: 25 LB   11.4 KG Carton weight: 35 LB   15.88 KG Carton volume: 24 FT³   0.67 MT³</p>	<p>Ergonomic features: M, N</p>	6352	825	857	884	915	966	1013	1060	1101	1152	1200	1265	1357		
			<b>OVERALL DIMENSIONS</b>			<b>SEAT DIMENSIONS</b>			<b>BACK DIMENSIONS</b>							
			<b>W</b>	<b>D</b>	<b>H</b>	<b>W</b>	<b>D</b>	<b>H</b>	<b>W</b>	<b>H</b>						
			IN 25.5	24.5	40.5	19	17.5	24.5	18	16						
			MM 648	622	1029	483	445	622	457	406						
		<b>RTA 00</b>	1 per carton													
 <p>mesh back</p> <p><b>LB Counter Stool Armless</b> COM: 1 YD   0.91 M Unit weight: 23 LB   10.5 KG Carton weight: 31 LB   14.06 KG Carton volume: 14.5 FT³   0.41 MT³</p>	<p>Ergonomic features: M, N</p>	6353	777	809	836	867	918	965	1012	1053	1104	1152	1217	1309		
			<b>OVERALL DIMENSIONS</b>			<b>SEAT DIMENSIONS</b>			<b>BACK DIMENSIONS</b>							
			<b>W</b>	<b>D</b>	<b>H</b>	<b>W</b>	<b>D</b>	<b>H</b>	<b>W</b>	<b>H</b>						
			IN 21	24.5	40.5	19	17.5	24.5	18	16						
			MM 533	622	1029	483	445	622	457	406						
		<b>RTA 00</b>	1 per carton													

DESCRIPTION	FEATURES	MODEL #	STANDARD TEXTILE GRADES														
			1	2	3	4	5	6	7	8	9	10	11	12			
 <p>upholstered back</p> <p><b>LB Bar Stool w/Arms</b>                      COM: 1.25 YD   1.14 M                      Unit weight: 26 LB   11.8 KG                      Carton weight: 36 LB   16.33 KG                      Carton volume: 24 FT³   0.67 MT³</p>	Ergonomic features: M, N	<b>RTA 00</b>	1 per carton														
			<b>OVERALL DIMENSIONS</b> W D			<b>SEAT DIMENSIONS</b> H W D			<b>BACK DIMENSIONS</b> H WH								
			IN 25.5	25	44.5	19	17.5	28.5	18	16							
			MM 648	635	1130	483	445	724	457	406							
 <p>upholstered back</p> <p><b>LB Bar Stool Armless</b>                      COM: 1.25 YD   1.14 M                      Unit weight: 24 LB   10.9 KG                      Carton weight: 33 LB   14.97 KG                      Carton volume: 18.25 FT³   0.51 MT³</p>	Ergonomic features: M, N	<b>RTA 00</b>	1 per carton														
			<b>OVERALL DIMENSIONS</b> W D			<b>SEAT DIMENSIONS</b> H W D			<b>BACK DIMENSIONS</b> H WH								
			IN 21	25	44.5	19	17.5	28.5	18	16							
			MM 533	635	1130	483	445	724	457	406							
	Ergonomic features: M, N	<b>RTA 00</b>	1 per carton														
			<b>OVERALL DIMENSIONS</b> W D H			<b>SEAT DIMENSIONS</b> W D H			<b>BACK DIMENSIONS</b> W H								
			IN 25.5	24.5	40.5	19	17.5	24.5	18	16							
			MM 648	622	1029	483	445	622	457	406							
	Ergonomic features: M, N	<b>RTA 00</b>	1 per carton														
			<b>OVERALL DIMENSIONS</b> W D H			<b>SEAT DIMENSIONS</b> W D H			<b>BACK DIMENSIONS</b> W H								
			IN 21	24.5	40.5	19	17.5	24.5	18	16							
			MM 533	622	1029	483	445	622	457	406							
 <p>mesh back</p> <p><b>LB Armless Task Pedestal Base</b>                      COM: 1 YD   0.91 M                      Unit weight: 26 LB   11.8 KG                      Carton weight: 28 LB   12.7 KG                      Carton volume: 11.75 FT³   0.33 MT³</p>	Ergonomic features: M, N  Lumbar support (LS) not available.	 <p><b>ADJUSTMENTS</b> (2) Pneumatic seat height</p>	<b>RTA 00</b>	1 per carton													
				<b>OVERALL DIMENSIONS</b> W D H			<b>SEAT DIMENSIONS</b> W D H			<b>BACK DIMENSIONS</b> W H							
				IN 19.5	24.5	35.5	19	18	17.5-19.5	19	17						
				MM 495	622	902	483	457	445-495	483	432						

DESCRIPTION	FEATURES	MODEL #	STANDARD TEXTILE GRADES													
			1	2	3	4	5	6	7	8	9	10	11	12		
 <p>mesh back</p> <p><b>LB Armless Task w/Tablet Pedestal Base</b>                      COM: 1 YD   0.91 M                      Unit weight: 37 LB   16.8 KG                      Carton weight: 47 LB   21.32 KG                      Carton volume: 11.75 FT³   0.33 MT³</p>	 <p><b>ADJUSTMENTS</b> (2) Pneumatic seat height</p> <p>Ergonomic features: M, N</p> <p>Lumbar support (LS) not available.  <b>Specify (L) left or (R) right tablet.</b>                      (Example: 6364-6LPB or 6364-6RPB).</p>	<b>6364-6PB</b>	1307	1339	1366	1397	1448	1495	1542	1583	1634	1682	1747	1839		
		<b>OVERALL DIMENSIONS</b>			<b>SEAT DIMENSIONS</b>			<b>BACK DIMENSIONS</b>								
		<b>W</b>	<b>D</b>	<b>H</b>	<b>W</b>	<b>D</b>	<b>H</b>	<b>W</b>	<b>H</b>							
		IN 23.5 MM 597	29 737	35.5 902	19 483	18 457	17.5-19.5 445-495	19 483	17 432							
			<b>RTA 00</b>	1 per carton												
 <p>upholstered back</p> <p><b>LB Armless Task Pedestal Base</b>                      COM: 1.25 YD   1.14 M                      Unit weight: 27 LB   12.3 KG                      Carton weight: 36 LB   16.33 KG                      Carton volume: 11.75 FT³   0.33 MT³</p>	 <p><b>ADJUSTMENTS</b> (2) Pneumatic seat height</p> <p>Ergonomic features: M, N</p> <p>Lumbar support (LS) not available.</p>	<b>6374-6PB</b>	1031	1071	1104	1144	1208	1266	1325	1376	1440	1500	1581	1696		
		<b>OVERALL DIMENSIONS</b>			<b>SEAT DIMENSIONS</b>			<b>BACK DIMENSIONS</b>								
		<b>W</b>	<b>D</b>	<b>H</b>	<b>W</b>	<b>D</b>	<b>H</b>	<b>W</b>	<b>H</b>							
		IN 19.5 MM 495	24.5 622	35.5 902	19 483	18 457	17.5-19.5 445-495	19 483	17 432							
			<b>RTA 00</b>	1 per carton												
 <p>upholstered back</p> <p><b>LB Armless Task w/Tablet Pedestal Base</b>                      COM: 1.25 YD   1.14 M                      Unit weight: 36 LB   16.4 KG                      Carton weight: 44 LB   19.96 KG                      Carton volume: 11.75 FT³   0.33 MT³</p>	 <p><b>ADJUSTMENTS</b> (2) Pneumatic seat height</p> <p>Ergonomic features: M, N</p> <p>Lumbar support (LS) not available.  <b>Specify (L) left or (R) right tablet.</b>                      (Example: 6374-6LPB or 6374-6RPB).</p>	<b>6374-6PB</b>	1307	1347	1380	1420	1484	1542	1601	1652	1716	1776	1857	1972		
		<b>OVERALL DIMENSIONS</b>			<b>SEAT DIMENSIONS</b>			<b>BACK DIMENSIONS</b>								
		<b>W</b>	<b>D</b>	<b>H</b>	<b>W</b>	<b>D</b>	<b>H</b>	<b>W</b>	<b>H</b>							
		IN 23.5 MM 597	29 737	35.5 902	19 483	18 457	17.5-19.5 445-495	19 483	17 432							
			<b>RTA 00</b>	1 per carton												

ZOMA



model 6656




model 6657

STANDARD FEATURES





















- Design sensitive guest seating featuring wide, flat, flared arms and elliptical tubular construction.
- The back of the chair is heavily compound curved to provide comfort and support in multiple seating positions.
- No visible back attachment hardware. The outer back is upholstered in the same material selection as the rest of the chair.
- Stacks up to 4 high on the floor or on 2125WS dolly.
- Arms are wide and full length, made from strong Black fiberglass reinforced nylon. They offer support to help stabilize the user as they sit in or exit chairs.
- The rugged frame is made from welded elliptical (oval) steel tubing 1.5" wide.
- Zoma is equipped with a polypropylene seat shroud that helps stabilize chairs when stacked and avoid frame imprints on upholstered seats.
- Standard glide is a durable Black polypropylene oval glide.
- Upholstery options: fabric, vinyl or leather. Vinyl and leather models may feature stitch detail across the seat and/or back cushions, if applicable.

OPTIONAL FEATURES

- Frame is available in Black (TBL), Shadow (TSH) or Tungsten (TTU), please specify.
- A Chrome frame is optionally available, please specify (CHM). Add \$26.
- A durable polypropylene outer back shroud is available in Black, please specify (PSB). No upcharge.
- For hard surface floors, please specify opaque non-marking glides (NM). No upcharge.

DESCRIPTION	FEATURES	MODEL #	STANDARD TEXTILE GRADES														
			1	2	3	4	5	6	7	8	9	10	11	12			
 <p><b>Armchair</b> COM: 1.25 YD   1.14 M Unit weight: 22 LB   10 KG Carton weight: 30.5 LB   13.83 KG Carton volume: 15.5 FT³   0.43 MT³</p>	Stacks 4 high on floor or dolly.  Ergonomic features: M, N	<b>6656</b>	486	526	560	599	662	721	780	831	895	955	1036	1151			
		<b>OVERALL DIMENSIONS</b>			<b>SEAT DIMENSIONS</b>			<b>BACK DIMENSIONS</b>									
		W D H			W D H			W H									
		IN 26.5 24 32.5 MM 673 610 826			20 19 17 508 483 432			18 15 457 381									
			RTA 00		1 per carton												
 <p><b>Armless Side Chair</b> COM: 1.25 YD   1.14 M Unit weight: 20 LB   9.1 KG Carton weight: 26 LB   11.79 KG Carton volume: 13.75 FT³   0.38 MT³</p>	Stacks 4 high on floor or dolly.  Ergonomic features: M, N	<b>6657</b>	454	494	528	567	630	689	748	799	863	923	1004	1119			
		<b>OVERALL DIMENSIONS</b>			<b>SEAT DIMENSIONS</b>			<b>BACK DIMENSIONS</b>									
		W D H			W D H			W H									
		IN 22.5 24 32.5 MM 572 610 826			20 19 17 508 483 432			18 15 457 381									
			RTA 00		1 per carton												
			List price														
		<b>2125WS</b>	310														
 <p><b>Dolly</b> COM: N/A Unit weight: 13 LB   5.9 KG Carton weight: 16 LB   7.26 KG Carton volume: 3.8 FT³   0.1 MT³</p>			<b>OVERALL DIMENSIONS</b>			<b>SEAT DIMENSIONS</b>			<b>BACK DIMENSIONS</b>								
			W D H			W D H			W H								
			IN 23.25 24.75 12.25 MM 591 629 311			- - - - - -			- - - - - -								
			RTA 1		courier		1 per carton										

# lounge

	Ballara.....	212		Jeo.....	255		River+.....	277
	Braden.....	222		Kate.....	256		Sirena.....	300
	Calidon.....	225		ML.....	257		Venture.....	303
	Camino.....	226		ML Park.....	259		Vitrola.....	306
	Citi.....	231		Prairie.....	260		Wind.....	308
	Citi Square.....	235		Rambler.....	261		Wind Linear.....	312
	Drift.....	244		River.....	263			



**BALLARA**



model 9751

model 9751NA & 9757L

**Quilted seat option**  
4x4 Square grid pattern  
See optional features  
for more details.



model 9752NA Two Seat Sofa, 9755 Corner Table, 9751NA Lounge Chair, 9757L Left Tablet

**STANDARD FEATURES**

- Ballara is a modular series that includes seating, storage, power, tables and tablets.
- It can fulfill many space planning scenarios including corner, in-line, open concept, as well as traditional receptions.
- Furniture pieces, seating or tables can be used as standalone items or linked together with ganging brackets to create infinite configurations.
- Four high back (banquette) models available in two different heights (42" or 48") and two seat options (two-seat or three-seat armless sofas).
- Tablets can be mounted outside to accommodate various work/collaborative settings. Tablets have a 14" round surface and a 2-point locking mechanism for easy handling and stability.
- Fixed cushions are accented by a metal base and frame. Frames are standard in Black.
- Table frames and tablet metal components are standard in Black. Tables feature durable and matching 3mm edges.
- Ganging brackets and power units are standard in Black.
- Power units include one power outlet and two USB ports and can be mounted under any seat or table. Wire management is included.
- Upholstery options: fabric, vinyl or leather. Vinyl and leather models may feature stitch detail across the seat and/or back cushions, if applicable.
- All models are standard with Black polypropylene foot glides.

**OPTIONAL FEATURES**

- Quilted seat (**Q**) is available. Backless stools, add \$131 each. Single seat models, add \$131. Two seater sofa, add \$263. Three seater sofa, add \$395.
- All chair frames, table frames, tablet metal components, ganging brackets and metal brackets are available in paint and plated finishes. Please see page 360 for options. Chrome (**CHM**) or Brushed Chrome (**BCH**) are available with an upcharge. Add \$174 for counter height/bar height stools. Add \$174 for single seat lounge chairs and bench. Add \$231 for two seat sofas and bench. Add \$275 for three seat sofas and bench. Add \$174 for tables. Add \$231 for 2-seat length tables. Add \$85 for tablets. Add \$15 for ganging brackets. Add \$9 for metal brackets on floating tables (BCH finish only).
- Corner tables, storage tables, floating tables and tablets are offered in the following laminate finishes: Absolute Acajou (ACJ), Asian Night (ASN), Avant Cherry (AWC), Avant Honey (AWH), Black (BLK), Blizzard (BZD), Brushed Cobalt (BRC), Clear Maple (CMB), Custom Grey (CGY), Dark Espresso (DES), Designer White (DWT), Fashionista (FAS), First Class (FCL), Noce Biondo (NBL), Noce Grigio (NGL), Noce Leggero (NEL), Noce Medio (NML), Quartered Mahogany (QTM), Sheer Beauty (SBY), Stonedust (SDT), Storm Grey (SOG), Walnut Heights (WHE), White Chocolate (WHC) and Winter Cherry (WCR).

**SAMPLE LAYOUTS**

**Layout A**



Qty	Model Number	Description	Dimensions	List Price
1	<b>9751L</b>	Lounge Chair - Left Arm	28.5 x 31 x 30	1500
1	<b>9751R</b>	Lounge Chair - Right Arm	28.5 x 31 x 30	1500
1	<b>9755</b>	Corner Table	27.25 x 27.25 x 12.5	584
2	<b>9759</b>	Ganging Bracket	1 x 0.75 x 10	19 x 2

**SAMPLE LAYOUT TOTAL IN STANDARD BLACK FRAME 3622**  
**SAMPLE LAYOUT TOTAL IN OPTIONAL FRAME FINISHES 4174**

**Layout B**



Qty	Model Number	Description	Dimensions	List Price
1	<b>9751L</b>	Lounge Chair - Left Arm	28.5 x 31 x 30	1500
1	<b>9751R</b>	Lounge Chair - Right Arm	28.5 x 31 x 30	1500
1	<b>9755</b>	Corner Table	27.25 x 27.25 x 12.5	584
2	<b>9759</b>	Ganging Bracket	1 x 0.75 x 10	19 x 2

**SAMPLE LAYOUT TOTAL IN STANDARD BLACK FRAME 3622**  
**SAMPLE LAYOUT TOTAL IN OPTIONAL FRAME FINISHES 4174**

**Layout C**



Qty	Model Number	Description	Dimensions	List Price
1	<b>9751L</b>	Lounge Chair - Left Arm	28.5 x 31 x 30	1500
1	<b>9751R</b>	Lounge Chair - Right Arm	28.5 x 31 x 30	1500
1	<b>9751NA</b>	Lounge Chair - No Arms	26.5 x 31 x 30	1229
2	<b>9755</b>	Corner Table	27.25 x 27.25 x 12.5	584 x 2
4	<b>9759</b>	Ganging Bracket	1 x 0.75 x 10	19 x 4

**SAMPLE LAYOUT TOTAL IN STANDARD BLACK FRAME 5473**  
**SAMPLE LAYOUT TOTAL IN OPTIONAL FRAME FINISHES 6403**

## SAMPLE LAYOUTS


Layout D



Qty	Model Number	Description	Dimensions	List Price
1	9751L	Lounge Chair - Left Arm	28.5 x 31 x 30	1500
1	9751R	Lounge Chair - Right Arm	28.5 x 31 x 30	1500
1	9751NA	Lounge Chair - Armless	26.5 x 31 x 30	1229
2	9755	Corner Table	27.25 x 27.25 x 12.5	584 x 2
1	9757L	Left Tablet	14 x 17.25 x 14	460
1	9758R	Right Tablet	14 x 17.25 x 14	460
4	9759	Ganging Bracket	1 x 0.75 x 10	19 x 4

**SAMPLE LAYOUT TOTAL IN STANDARD BLACK FRAME 6393**  
**SAMPLE LAYOUT TOTAL IN OPTIONAL FRAME FINISHES 7493**


Layout E



Qty	Model Number	Description	Dimensions	List Price
1	9752L-OB	Two Seat Sofa Open Back - Left Arm	54 x 31 x 30	2459
1	9752NA	Two Seat Sofa - Armless	52 x 31 x 30	2248
1	9754	Storage Table	27.25 x 27.25 x 16.5	953
1	9755	Corner Table	27.25 x 27.25 x 12.5	584
1	9758R	Right Tablet	14 x 17.25 x 14	460
2	9759	Ganging Bracket	1 x 0.75 x 10	19 x 2

**SAMPLE LAYOUT TOTAL IN STANDARD BLACK FRAME 6742**  
**SAMPLE LAYOUT TOTAL IN OPTIONAL FRAME FINISHES 7667**


Layout F



Qty	Model Number	Description	Dimensions	List Price
1	9753NA-OB	Three Seat Sofa Open Back - Armless	80.5 x 31 x 30	3208
1	9751L	Lounge Chair - Left Arm	28.5 x 31 x 30	1500
1	9755	Corner Table	27.25 x 27.25 x 12.5	584
1	9757L	Left Tablet	14 x 17.25 x 14	460
1	9758R	Right Tablet	14 x 17.25 x 14	460
2	9759	Ganging Bracket	1 x 0.75 x 10	19 x 2

**SAMPLE LAYOUT TOTAL IN STANDARD BLACK FRAME 6250**  
**SAMPLE LAYOUT TOTAL IN OPTIONAL FRAME FINISHES 7073**

Layout G



Qty	Model Number	Description	Dimensions	List Price
1	9753NA-OB	Three Seat Sofa Open Back - Armless	80.5 x 31 x 30	3208
1	9751	Lounge Chair	30.5 x 31 x 30	1771
1	9755	Corner Table	27.25 x 27.25 x 12.5	584
1	9757L	Left Tablet	14 x 17.25 x 14	460
1	9759	Ganging Bracket	1 x 0.75 x 10	19

**SAMPLE LAYOUT TOTAL IN STANDARD BLACK FRAME 6061**  
**SAMPLE LAYOUT TOTAL IN OPTIONAL FRAME FINISHES 6799**

Layout H




Qty	Model Number	Description	Dimensions	List Price
1	9751L	Lounge Chair - Left Arm	28.5 x 31 x 30	1500
1	9751R	Lounge Chair - Right Arm	28.5 x 31 x 30	1500
1	9751NA	Lounge Chair - No Arms	26.5 x 31 x 30	1229
2	9755	Corner Table	27.25 x 27.25 x 12.5	584 x 2
4	9759	Ganging Bracket	1 x 0.75 x 10	19 x 4

**SAMPLE LAYOUT TOTAL IN STANDARD BLACK FRAME 5473**  
**SAMPLE LAYOUT TOTAL IN OPTIONAL FRAME FINISHES 6403**

**SAMPLE LAYOUTS**

**Layout I**




Qty	Model Number	Description	Dimensions	List Price
1	<b>9753NA-OB</b>	Three Seat Sofa Open Back - Armless	80.5 x 31 x 30	3208
1	<b>9752NA</b>	Two Seat Sofa - Armless	52 x 31 x 30	2248
2	<b>9754</b>	Storage Table	27.25 x 27.25 x 16.5	953 x 2
1	<b>9755</b>	Corner Table	27.25 x 27.25 x 12.5	584
1	<b>9757L</b>	Left Tablet	14 x 17.25 x 14	460
1	<b>9758R</b>	Right Tablet	14 x 17.25 x 14	460
2	<b>9759</b>	Ganging Bracket	1 x 0.75 x 10	19 x 2

**SAMPLE LAYOUT TOTAL IN STANDARD BLACK FRAME**  
**SAMPLE LAYOUT TOTAL IN OPTIONAL FRAME FINISHES**

**8904**  
**10132**

**Layout J**




Qty	Model Number	Description	Dimensions	List Price
1	<b>9753NA-OB</b>	Three Seat Sofa Open Back - Armless	80.5 x 31 x 30	3208
1	<b>9751L</b>	Lounge Chair - Left Arm	28.5 x 31 x 30	1500
1	<b>9751R</b>	Lounge Chair - Right Arm	28.5 x 31 x 30	1500
2	<b>9754</b>	Storage Table	27.25 x 27.25 x 16.5	953 x 2
1	<b>9755</b>	Corner Table	27.25 x 27.25 x 12.5	584
1	<b>9757L</b>	Left Tablet	14 x 17.25 x 14	460
1	<b>9758R</b>	Right Tablet	14 x 17.25 x 14	460
2	<b>9759</b>	Ganging Bracket	1 x 0.75 x 10	19 x 2

**SAMPLE LAYOUT TOTAL IN STANDARD BLACK FRAME**  
**SAMPLE LAYOUT TOTAL IN OPTIONAL FRAME FINISHES**

**9656**  
**11001**

**Layout K**



Qty	Model Number	Description	Dimensions	List Price
2	<b>9753NA-OB</b>	Three Seat Sofa Open Back - Armless	80.5 x 31 x 30	3208 x 2
2	<b>9755</b>	Corner Table	27.25 x 27.25 x 12.5	584 x 2
2	<b>9759</b>	Ganging Bracket	1 x 0.75 x 10	19 x 2

**SAMPLE LAYOUT TOTAL IN STANDARD BLACK FRAME**  
**SAMPLE LAYOUT TOTAL IN OPTIONAL FRAME FINISHES**

**7622**  
**8550**

**Layout L**



Qty	Model Number	Description	Dimensions	List Price
1	<b>9752NA</b>	Two Seat Sofa - Armless	52 x 31 x 30	2248
1	<b>9751L</b>	Lounge Chair - Left Arm	28.5 x 31 x 30	1500
1	<b>9751R</b>	Lounge Chair - Right Arm	28.5 x 31 x 30	1500
2	<b>9755</b>	Corner Table	27.25 x 27.25 x 12.5	584 x 2
4	<b>9759</b>	Ganging Bracket	1 x 0.75 x 10	19 x 4

**SAMPLE LAYOUT TOTAL IN STANDARD BLACK FRAME**  
**SAMPLE LAYOUT TOTAL IN OPTIONAL FRAME FINISHES**

**6492**  
**7479**

**Layout M**




Qty	Model Number	Description	Dimensions	List Price
1	<b>9753NA-OB</b>	Three Seat Sofa Open Back - Armless	80.5 x 31 x 30	3208
1	<b>9752L-OB</b>	Two Seat Sofa Open Back - Left Arm	54 x 31 x 30	2459
1	<b>9752NA</b>	Two Seat Sofa - Armless	52 x 31 x 30	2248
2	<b>9755</b>	Corner Table	27.25 x 27.25 x 12.5	584 x 2
1	<b>9754</b>	Storage Table	27.25 x 27.25 x 16.5	953
1	<b>9758R</b>	Right Tablet	14 x 17.25 x 14	460
4	<b>9759</b>	Ganging Bracket	1 x 0.75 x 10	19 x 4

**SAMPLE LAYOUT TOTAL IN STANDARD BLACK FRAME**  
**SAMPLE LAYOUT TOTAL IN OPTIONAL FRAME FINISHES**

**10572**  
**11976**

## SAMPLE LAYOUTS


### Layout N



Qty	Model Number	Description	Dimensions	List Price
1	<b>9753NA-OB</b>	Three Seat Sofa Open Back - Armless	80.5 x 31 x 30	3208
1	<b>9751L</b>	Lounge Chair - Left Arm	28.5 x 31 x 30	1500
1	<b>9751R</b>	Lounge Chair - Right Arm	28.5 x 31 x 30	1500
2	<b>9755</b>	Corner Table	27.25 x 27.25 x 12.5	584 x 2
4	<b>9759</b>	Ganging Bracket	1 x 0.75 x 10	19 x 4

<b>SAMPLE LAYOUT TOTAL IN STANDARD BLACK FRAME</b>	<b>7452</b>
<b>SAMPLE LAYOUT TOTAL IN OPTIONAL FRAME FINISHES</b>	<b>8483</b>


### Layout O



Qty	Model Number	Description	Dimensions	List Price
1	<b>9753NA-OB</b>	Three Seat Sofa Open Back - Armless	80.5 x 31 x 30	3208
1	<b>9752NA</b>	Two Seat Sofa - Armless	52 x 31 x 30	2248
1	<b>9751</b>	Lounge Chair	30.5 x 31 x 30	1771
1	<b>9754</b>	Storage Table	27.25 x 27.25 x 16.5	953
2	<b>9755</b>	Corner Table	27.25 x 27.25 x 12.5	584 x 2
1	<b>9757L</b>	Left Tablet	14 x 17.25 x 14	460
3	<b>9759</b>	Ganging Bracket	1 x 0.75 x 10	19 x 3

<b>SAMPLE LAYOUT TOTAL IN STANDARD BLACK FRAME</b>	<b>9865</b>
<b>SAMPLE LAYOUT TOTAL IN OPTIONAL FRAME FINISHES</b>	<b>11197</b>


### Layout P



Qty	Model Number	Description	Dimensions	List Price
1	<b>9753NA-OB</b>	Three Seat Sofa Open Back - Armless	80.5 x 31 x 30	3208
1	<b>9752L-OB</b>	Two Seat Sofa Open Back - Left Arm	54 x 31 x 30	2459
2	<b>9754</b>	Storage Table	27.25 x 27.25 x 16.5	953 x 2
1	<b>9755</b>	Corner Table	27.25 x 27.25 x 12.5	584
1	<b>9758R</b>	Right Tablet	14 x 17.25 x 14	460
2	<b>9759</b>	Ganging Bracket	1 x 0.75 x 10	19 x 2

<b>SAMPLE LAYOUT TOTAL IN STANDARD BLACK FRAME</b>	<b>8655</b>
<b>SAMPLE LAYOUT TOTAL IN OPTIONAL FRAME FINISHES</b>	<b>9798</b>

	1	2	3	4	5	6	7	8	9	10	11	12
<b>9751</b>	1771	1907	2022	2154	2370	2570	2770	2944	3161	3365	3641	4032



**Lounge Chair**  
 COM: 4.25 YD | 3.89 M  
 Unit weight: 61 LB | 27.7 KG  
 Carton weight: 71 LB | 32.21 KG  
 Carton volume: 21.5 FT<sup>3</sup> | 0.6 MT<sup>3</sup>

	OVERALL DIMENSIONS			SEAT DIMENSIONS			BACK DIMENSIONS	
	W	D	H	W	D	H	W	H

IN	30.5	31	30	24	20.5	18.5	22	12.5
MM	775	787	762	610	521	470	559	318

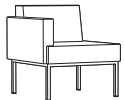
**RTA 00** 1 per carton

	1	2	3	4	5	6	7	8	9	10	11	12
<b>9751R</b>	1500	1604	1692	1793	1958	2111	2264	2397	2563	2719	2930	3229
<b>9751L</b>												

	OVERALL DIMENSIONS			SEAT DIMENSIONS			BACK DIMENSIONS	
	W	D	H	W	D	H	W	H

IN	28.5	31	30	24	20.5	18.5	22	12.5
MM	724	787	762	610	521	470	559	318

**RTA 00** 1 per carton



**9751R**



**9751L**

**Lounge Chair - One Arm**  
 COM: 3.25 YD | 2.97 M  
 Unit weight: 51 LB | 23.2 KG  
 Carton weight: 61 LB | 27.67 KG  
 Carton volume: 20 FT<sup>3</sup> | 0.56 MT<sup>3</sup>

Ganging clip required for sectional use.

R for right arm.  
 L for left arm.

DESCRIPTION	FEATURES	MODEL #	STANDARD TEXTILE GRADES											
			1	2	3	4	5	6	7	8	9	10	11	12



**Lounge Chair - Armless**  
 COM: 2.25 YD | 2.06 M  
 Unit weight: 41 LB | 18.6 KG  
 Carton weight: 51 LB | 23.13 KG  
 Carton volume: 18.75 FT³ | 0.53 MT³

Ganging clip required for sectional use.

<b>9751NA</b>	1229	1301	1362	1432	1546	1652	1758	1850	1965	2073	2219	2426
---------------	------	------	------	------	------	------	------	------	------	------	------	------

OVERALL DIMENSIONS			SEAT DIMENSIONS			BACK DIMENSIONS	
W	D	H	W	D	H	W	H

IN	26.5	31	30	24	20.5	18.5	22	12.5
MM	673	787	762	610	521	470	559	318

**RTA 00** 1 per carton



**Corner Unit**  
 COM: 3 YD | 2.74 M  
 Unit weight: 62 LB | 28.2 KG  
 Carton weight: 72 LB | 32.66 KG  
 Carton volume: 18.5 FT³ | 0.52 MT³

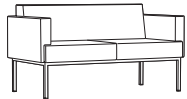
Ganging clip required for sectional use.

<b>9764</b>	1621	1717	1798	1891	2044	2185	2326	2449	2602	2746	2941	3217
-------------	------	------	------	------	------	------	------	------	------	------	------	------

OVERALL DIMENSIONS			SEAT DIMENSIONS			BACK DIMENSIONS	
W	D	H	W	D	H	W	H

IN	28.5	28.5	30	22	20.5	18.5	22	12.5
MM	724	724	762	559	521	470	559	318

**RTA 00** 1 per carton



**Two Seat Sofa**  
 COM: 6.25 YD | 5.72 M  
 Unit weight: 99 LB | 45 KG  
 Carton weight: 111 LB | 50.35 KG  
 Carton volume: 37.5 FT³ | 1.06 MT³

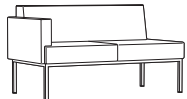
Ganging clip required for sectional use.

<b>9752</b>	2794	2994	3163	3357	3675	3969	4263	4519	4838	5138	5544	6119
-------------	------	------	------	------	------	------	------	------	------	------	------	------

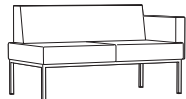
OVERALL DIMENSIONS			SEAT DIMENSIONS			BACK DIMENSIONS	
W	D	H	W	D	H	W	H

IN	56	31	30	48	20.5	18.5	44	12.5
MM	1422	787	762	1219	521	470	1118	318

**RTA 00** 1 per carton



**9752R**



**9752L**

**Two Seat Sofa**  
 COM: 5 YD | 4.57 M  
 Unit weight: 89 LB | 40.5 KG  
 Carton weight: 101 LB | 45.81 KG  
 Carton volume: 36.25 FT³ | 1.02 MT³

Ganging clip required for sectional use.

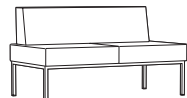
R for right arm.  
 L for left arm.

<b>9752R</b> <b>9752L</b>	2490	2650	2785	2940	3195	3430	3665	3870	4125	4365	4690	5150
------------------------------	------	------	------	------	------	------	------	------	------	------	------	------

OVERALL DIMENSIONS			SEAT DIMENSIONS			BACK DIMENSIONS	
W	D	H	W	D	H	W	H

IN	54	31	30	48	20.5	18.5	44	12.5
MM	1372	787	762	1219	521	470	1118	318

**RTA 00** 1 per carton



**Two Seat Sofa - Armless**  
 COM: 4 YD | 3.66 M  
 Unit weight: 79 LB | 35.9 KG  
 Carton weight: 91 LB | 41.28 KG  
 Carton volume: 35.5 FT³ | 1 MT³


Ganging clip required for sectional use.

<b>9752NA</b>	2248	2376	2484	2608	2812	3000	3188	3352	3566	3748	4008	4376
---------------	------	------	------	------	------	------	------	------	------	------	------	------

OVERALL DIMENSIONS			SEAT DIMENSIONS			BACK DIMENSIONS	
W	D	H	W	D	H	W	H

IN	52	31	30	48	20.5	18.5	44	12.5
MM	1321	787	762	1219	521	470	1118	318

**RTA 00** 1 per carton



**Two Seat Sofa - 42" High Back**  
 COM: 8 YD | 7.32 M  
 Unit weight: 105 LB | 47.7 KG  
 Carton weight: 120 LB | 54.43 KG  
 Carton volume: 48.5 FT³ | 1.37 MT³


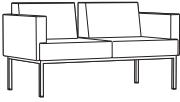
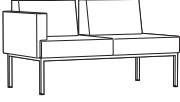
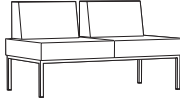
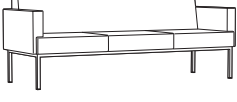
Ganging clip required for sectional use.

<b>9752NAHB42</b>	2563	2819	3035	3283	3691	4067	4443	4771	5179	5563	6083	6819
-------------------	------	------	------	------	------	------	------	------	------	------	------	------

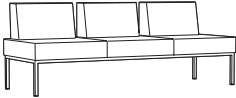










OVERALL DIMENSIONS			SEAT DIMENSIONS			BACK DIMENSIONS	
W	D	H	W	D	H	W	H

IN	52	31	42	48	20.5	18.5	44	24.5
MM	1321	787	1067	1219	521	470	1118	622


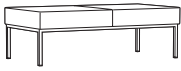
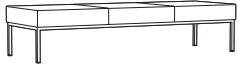






**RTA 00** 1 per carton


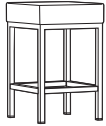

DESCRIPTION	FEATURES	MODEL #	STANDARD TEXTILE GRADES											
			1	2	3	4	5	6	7	8	9	10	11	12
 <p><b>Two Seat Sofa - 48" High Back</b> COM: 8.75 YD   8 M Unit weight: 115 LB   52.3 KG Carton weight: 130 LB   58.97 KG Carton volume: 55 FT³   1.55 MT³</p>	Ganging clip required for sectional use.	9752NAHB48	2671	2951	3187	3459	3905	4316	4727	5086	5532	5952	6521	7326
			<b>OVERALL DIMENSIONS</b>			<b>SEAT DIMENSIONS</b>			<b>BACK DIMENSIONS</b>					
			W	D	H	W	D	H	W	H				
			IN 52	31	48	48	20.5	18.5	44	30.5				
MM 1321	787	1219	1219	521	470	1118	775							
		<b>RTA 00</b>	1 per carton											
 <p><b>Two Seat Sofa - Open Back</b> COM: 6.25 YD   5.72 M Unit weight: 99 LB   45 KG Carton weight: 111 LB   50.35 KG Carton volume: 35.25 FT³   0.99 MT³</p>		9752-OB	2761	2961	3130	3324	3642	3936	4230	4486	4805	5105	5511	6086
			<b>OVERALL DIMENSIONS</b>			<b>SEAT DIMENSIONS</b>			<b>BACK DIMENSIONS</b>					
			W	D	H	W	D	H	W	H				
			IN 56	29.5	30	54	20.5	18.5	48	12.5				
MM 1422	749	762	1372	521	470	1219	318							
		<b>RTA 00</b>	1 per carton											
 <p><b>Two Seat Sofa - Open Back - One Arm</b> COM: 5.25 YD   4.8 M Unit weight: 89 LB   40.5 KG Carton weight: 101 LB   45.81 KG Carton volume: 36.25 FT³   1.02 MT³</p>	Ganging clip required for sectional use.	9752R-OB 9752L-OB	2459	2627	2769	2932	3199	3446	3693	3908	4176	4428	4769	5252
			<b>OVERALL DIMENSIONS</b>			<b>SEAT DIMENSIONS</b>			<b>BACK DIMENSIONS</b>					
			W	D	H	W	D	H	W	H				
			IN 54	31	30	48	20.5	18.5	44	12.5				
MM 1372	787	762	1219	521	470	1118	318							
		<b>RTA 00</b>	1 per carton											
 <p><b>Two Seat Sofa - Open Back - Armless</b> COM: 4.25 YD   3.89 M Unit weight: 79 LB   35.9 KG Carton weight: 91 LB   41.28 KG Carton volume: 35.5 FT³   1 MT³</p>		9752NA-OB	2218	2354	2469	2601	2817	3017	3217	3391	3608	3812	4088	4479
			<b>OVERALL DIMENSIONS</b>			<b>SEAT DIMENSIONS</b>			<b>BACK DIMENSIONS</b>					
			W	D	H	W	D	H	W	H				
			IN 52	31	30	48	20.5	18.5	44	12.5				
MM 1321	787	762	1219	521	470	1118	318							
		<b>RTA 00</b>	1 per carton											
 <p><b>Three Seat Sofa</b> COM: 9.5 YD   8.69 M Unit weight: 138 LB   62.7 KG Carton weight: 153 LB   69.4 KG Carton volume: 54.5 FT³   1.54 MT³</p>		9753	3784	4088	4345	4639	5124	5570	6017	6406	6891	7347	7964	8838
			<b>OVERALL DIMENSIONS</b>			<b>SEAT DIMENSIONS</b>			<b>BACK DIMENSIONS</b>					
			W	D	H	W	D	H	W	H				
			IN 82.5	31	30	76.5	20.5	18.5	66	12.5				
MM 2096	787	762	1943	521	470	1676	318							
		<b>RTA 00</b>	1 per carton											



DESCRIPTION	FEATURES	MODEL #	STANDARD TEXTILE GRADES											
			1	2	3	4	5	6	7	8	9	10	11	12
 <p><b>Three Seat Sofa - Open Back - Armless</b>                      COM: 6.25 YD   5.72 M                      Unit weight: 118 LB   53.6 KG                      Carton weight: 133 LB   60.33 KG                      Carton volume: 51.5 FT³   1.45 MT³</p>	Ganging clip required for sectional use.	<b>9753NA-OB</b>	3208	3408	3577	3771	4089	4383	4677	4933	5252	5552	5958	6533
			<b>OVERALL DIMENSIONS</b>			<b>SEAT DIMENSIONS</b>			<b>BACK DIMENSIONS</b>					
			W	D	H	W	D	H	W	H				
			IN 80.5 MM 2045	31 787	30 762	80.5 2045	20.5 521	18.5 470	74 1880	12.5 318				
			<b>RTA 00</b>	1 per carton										
			List price											
			<b>9754</b>	953										
 <p><b>Storage Table</b>                      COM: N/A                      Unit weight: 59 LB   26.8 KG                      Carton weight: 65 LB   29.48 KG                      Carton volume: 11.5 FT³   0.32 MT³</p>	Ganging clip required for sectional use.	<b>9754</b>	27.25	27.25	16.5	-	-	-	-	-	-	-	-	-
			<b>OVERALL DIMENSIONS</b>			<b>SEAT DIMENSIONS</b>			<b>BACK DIMENSIONS</b>					
			W	D	H	W	D	H	W	H				
			IN 27.25 MM 692	27.25 692	16.5 419	-	-	-	-	-	-	-	-	-
			<b>RTA 00</b>		1 per carton									
			List price											
			<b>9755</b>	584										
 <p><b>Corner Table</b>                      COM: N/A                      Unit weight: 34 LB   15.5 KG                      Carton weight: 40 LB   18.14 KG                      Carton volume: 8 FT³   0.22 MT³</p>	Ganging clip required for sectional use.	<b>9755</b>	27.25	27.25	12.5	-	-	-	-	-	-	-	-	
			<b>OVERALL DIMENSIONS</b>			<b>SEAT DIMENSIONS</b>			<b>BACK DIMENSIONS</b>					
			W	D	H	W	D	H	W	H				
			IN 27.25 MM 692	27.25 692	12.5 318	-	-	-	-	-	-	-	-	-
			<b>RTA 00</b>		1 per carton									
			List price											
			<b>9755</b>	584										
 <p><b>Tablet</b>                      COM: N/A                      Unit weight: 9 LB   4.1 KG                      Carton weight: 12 LB   5.44 KG                      Carton volume: 2.5 FT³   0.07 MT³</p>	Mounts underneath of seating.  R for right hand tablet. L for left hand tablet.	<b>9757L</b> <b>9758R</b>	14	17.25	14	-	-	-	-	-	-	-	-	
			<b>OVERALL DIMENSIONS</b>			<b>SEAT DIMENSIONS</b>			<b>BACK DIMENSIONS</b>					
			W	D	H	W	D	H	W	H				
			IN 14 MM 356	17.25 438	14 356	-	-	-	-	-	-	-	-	
			<b>RTA 00</b>		1 per carton									
			List price											
			<b>9757L</b> <b>9758R</b>	460										
 <p><b>Ganging Bracket</b>                      COM: N/A                      Unit weight: 0.25 LB   0.1 KG                      Carton weight: 0.52 LB   0.24 KG                      Carton volume: 0.5 FT³   0.01 MT³</p>	One bracket is required per connection.	<b>9759</b>	1	0.75	10	-	-	-	-	-	-	-		
			<b>OVERALL DIMENSIONS</b>			<b>SEAT DIMENSIONS</b>			<b>BACK DIMENSIONS</b>					
			W	D	H	W	D	H	W	H				
			IN 1 MM 25	0.75 19	10 254	-	-	-	-	-	-	-	-	
			<b>RTA 00</b>		25 per carton									
			List price											
			<b>9759</b>	19										
 <p><b>Power Unit w/10 Ft. power cord</b>                      COM: N/A                      Unit weight: 2 LB   0.9 KG                      Carton weight: 3 LB   1.36 KG                      Carton volume: 0.5 FT³   0.01 MT³</p>	Mounts underneath of seating or tables.  One power outlet and two USB ports.	<b>9760</b>	6	2.75	2.75	-	-	-	-	-	-	-		
			<b>OVERALL DIMENSIONS</b>			<b>SEAT DIMENSIONS</b>			<b>BACK DIMENSIONS</b>					
			W	D	H	W	D	H	W	H				
			IN 6 MM 152	2.75 70	2.75 70	-	-	-	-	-	-	-	-	
			<b>RTA 00</b>		1 per carton									



DESCRIPTION	FEATURES	MODEL #	STANDARD TEXTILE GRADES													
			1	2	3	4	5	6	7	8	9	10	11	12		
 <p><b>One Seat Bench</b> COM: 2 YD   1.83 M Unit weight: 31 LB   14.1 KG Carton weight: 37 LB   16.78 KG Carton volume: 10.75 FT³   0.3 MT³</p>	Ganging clip required for sectional use.	<b>9761</b>	939	1003	1057	1119	1221	1315	1409	1491	1593	1689	1819	2003		
			OVERALL DIMENSIONS			SEAT DIMENSIONS			BACK DIMENSIONS							
			W	D	H	W	D	H	W	H						
			IN 27.5	28.5	17.5	27.5	28.5	18.5	-	-						
			MM 699	724	445	699	724	470	-	-						
		<b>RTA 00</b>	1 per carton													
 <p><b>Two Seat Bench</b> COM: 4 YD   3.66 M Unit weight: 49 LB   22.3 KG Carton weight: 57 LB   25.85 KG Carton volume: 21.25 FT³   0.6 MT³</p>	Ganging clip required for sectional use.	<b>9762</b>	1668	1796	1904	2028	2232	2420	2608	2772	2976	3168	3428	3796		
			OVERALL DIMENSIONS			SEAT DIMENSIONS			BACK DIMENSIONS							
			W	D	H	W	D	H	W	H						
			IN 54	28.5	17.5	54	28.5	18.5	-	-						
			MM 1372	724	445	1372	724	470	-	-						
		<b>RTA 00</b>	1 per carton													
 <p><b>Three Seat Bench</b> COM: 6 YD   5.49 M Unit weight: 70 LB   31.8 KG Carton weight: 80 LB   36.29 KG Carton volume: 29.5 FT³   0.83 MT³</p>	Ganging clip required for sectional use.	<b>9763</b>	2394	2586	2748	2934	3240	3522	3804	4050	4356	4644	5034	5586		
			OVERALL DIMENSIONS			SEAT DIMENSIONS			BACK DIMENSIONS							
			W	D	H	W	D	H	W	H						
			IN 80.5	28.5	17.5	80.5	28.5	18.5	-	-						
			MM 2045	724	445	2045	724	470	-	-						
		<b>RTA 00</b>	1 per carton													
 <p><b>Coffee Storage Table (2 Seat Length)</b> COM: N/A Unit weight: 102 LB   46.4 KG Carton weight: 112 LB   50.8 KG Carton volume: 20.5 FT³   0.58 MT³</p>	Ganging clip required for sectional use.	List price														
		<b>9765</b>	1503													
			OVERALL DIMENSIONS			SEAT DIMENSIONS			BACK DIMENSIONS							
			W	D	H	W	D	H	W	H						
			IN 53.75	27.25	16.5	-	-	-	-	-						
MM 1365	692	419	-	-	-	-	-									
		<b>RTA 00</b>		1 per carton												
 <p><b>Coffee Table (2 Seat Length)</b> COM: N/A Unit weight: 56 LB   25.5 KG Carton weight: 68 LB   30.84 KG Carton volume: 17.75 FT³   0.5 MT³</p>	Freestanding.	List price														
		<b>9766</b>	969													
			OVERALL DIMENSIONS			SEAT DIMENSIONS			BACK DIMENSIONS							
			W	D	H	W	D	H	W	H						
			IN 54	27.5	13	-	-	-	-	-						
MM 1372	699	330	-	-	-	-	-									
		<b>RTA 00</b>		1 per carton												
 <p><b>Floating Side Table</b> COM: N/A Unit weight: 15 LB   6.8 KG Carton weight: 20 LB   9.07 KG Carton volume: 2.2 FT³   0.06 MT³</p>	To be used in between chair/sofa models.	List price														
		<b>9767</b>	501													
			OVERALL DIMENSIONS			SEAT DIMENSIONS			BACK DIMENSIONS							
			W	D	H	W	D	H	W	H						
			IN 13.5	27.25	1	-	-	-	-	-						
MM 343	692	25	-	-	-	-	-									
		<b>RTA 00</b>		1 per carton												

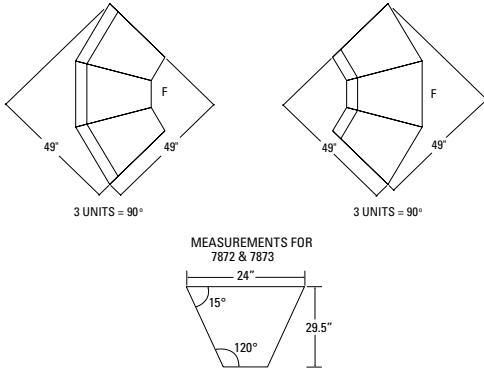
DESCRIPTION	FEATURES	MODEL #	STANDARD TEXTILE GRADES																																				
		List price																																					
		9768	704																																				
 <p><b>Floating Storage Side Table</b> COM: N/A Unit weight: 15 LB   6.8 KG Carton weight: 20 LB   9.07 KG Carton volume: 2.2 FT<sup>3</sup>   0.06 MT<sup>3</sup></p>		To be used in between chair/sofa models.	<b>OVERALL DIMENSIONS</b> W D H			<b>SEAT DIMENSIONS</b> W D H			<b>BACK DIMENSIONS</b> W H																														
		IN	13.5	27.25	5	-	-	-	-	-	-	-																											
		MM	343	692	127	-	-	-	-	-	-	-																											
		<b>RTA 00</b>	courier 1 per carton																																				
		<table border="1"> <thead> <tr> <th></th> <th>1</th> <th>2</th> <th>3</th> <th>4</th> <th>5</th> <th>6</th> <th>7</th> <th>8</th> <th>9</th> <th>10</th> <th>11</th> <th>12</th> </tr> </thead> <tbody> <tr> <td><b>9769S24</b></td> <td>587</td> <td>611</td> <td>631</td> <td>655</td> <td>693</td> <td>728</td> <td>763</td> <td>794</td> <td>832</td> <td>868</td> <td>917</td> <td>986</td> </tr> </tbody> </table>													1	2	3	4	5	6	7	8	9	10	11	12	<b>9769S24</b>	587	611	631	655	693	728	763	794	832	868	917	986
	1	2	3	4	5	6	7	8	9	10	11	12																											
<b>9769S24</b>	587	611	631	655	693	728	763	794	832	868	917	986																											
 <p><b>24" Stool</b> COM: 0.75 YD   0.69 M Unit weight: 17 LB   7.7 KG Carton weight: 22 LB   9.98 KG Carton volume: 4.75 FT<sup>3</sup>   0.13 MT<sup>3</sup></p>		<b>OVERALL DIMENSIONS</b> W D H			<b>SEAT DIMENSIONS</b> W D H			<b>BACK DIMENSIONS</b> W H																															
		IN	15	15	24	-	-	24	-	-	-	-																											
		MM	381	381	610	-	-	610	-	-	-	-																											
		<b>RTA 00</b>	1 per carton																																				
		<table border="1"> <thead> <tr> <th></th> <th>1</th> <th>2</th> <th>3</th> <th>4</th> <th>5</th> <th>6</th> <th>7</th> <th>8</th> <th>9</th> <th>10</th> <th>11</th> <th>12</th> </tr> </thead> <tbody> <tr> <td><b>9769S30</b></td> <td>656</td> <td>680</td> <td>700</td> <td>724</td> <td>762</td> <td>797</td> <td>832</td> <td>863</td> <td>901</td> <td>937</td> <td>986</td> <td>1055</td> </tr> </tbody> </table>													1	2	3	4	5	6	7	8	9	10	11	12	<b>9769S30</b>	656	680	700	724	762	797	832	863	901	937	986	1055
	1	2	3	4	5	6	7	8	9	10	11	12																											
<b>9769S30</b>	656	680	700	724	762	797	832	863	901	937	986	1055																											
 <p><b>30" Stool</b> COM: 0.75 YD   0.69 M Unit weight: 18 LB   8.2 KG Carton weight: 23 LB   10.43 KG Carton volume: 5.5 FT<sup>3</sup>   0.15 MT<sup>3</sup></p>		<b>OVERALL DIMENSIONS</b> W D H			<b>SEAT DIMENSIONS</b> W D H			<b>BACK DIMENSIONS</b> W H																															
		IN	15	15	30	-	-	30	-	-	-	-																											
		MM	381	381	762	-	-	762	-	-	-	-																											
		<b>RTA 00</b>	1 per carton																																				

**BRADEN**



model 7871

models 7870R, 7870, 7870L, 7872, 7873



**STANDARD FEATURES**

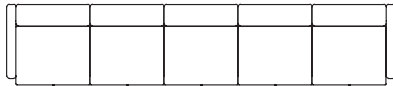
- A flexible modular seating system that is exceptionally durable. Combine these seating components into a configuration that suits your space.
- Braden uses a unique ganging feature which locks units solidly together, but allows them to be separated and reconfigured when necessary.
- Locking "pins" will always be on the left side (seated) of a ganging unit, while the pin receptacle will always be on the right side.
- Ganging brackets can only be used on armless and single arm models. Model 7871 cannot be ganged.
- Three inside corner units create a 90° inside corner assembly.
- Three outside corner units create a 90° outside corner.
- Upholstery options: fabric, vinyl or leather. Vinyl and leather models may feature stitch detail across the seat and/or back cushions, if applicable.

**OPTIONAL FEATURES**

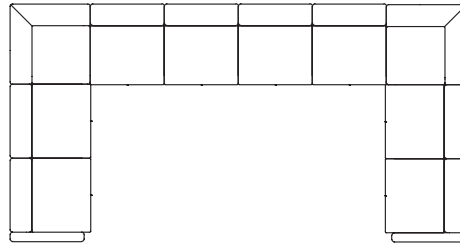
- For ganging hardware please use the following codes: add **(G)** for both sides, add **(GR)** for right side seated only, add **(GL)** for left side seated only.
- For highly resilient, high density Ultracell foam seat, please specify **(UC)**. Add \$96.
- For hard surface flooring use tiger paw non-slip glides, please specify **(NS)**. Add \$22.
- Model 7874 table (top) is offered in the following laminate finishes: Absolute Acajou (ACJ), Asian Night (ASN), Avant Cherry (AWC), Avant Honey (AWH), Black (BLK), Blizzard (BZD), Brushed Cobalt (BRC), Clear Maple (CMB), Custom Grey (CGY), Dark Espresso (DES), Designer White (DWT), Fashionista (FAS), First Class (FCL), Noce Biondo (NBL), Noce Grigio (NGL), Noce Leggero (NEL), Noce Medio (NML), Quartered Mahogany (OTM), Sheer Beauty (SBY), Stonedust (SDT), Storm Grey (SOG), Walnut Heights (WHE), White Chocolate (WHC) and Winter Cherry (WCR).

**Typical Configurations and Applications:**

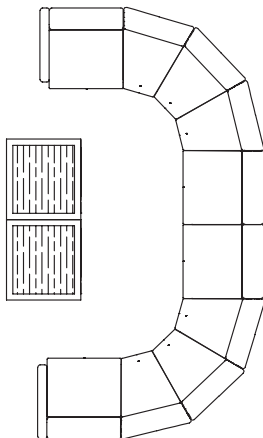
Five seat linked sofa with arms only on ends



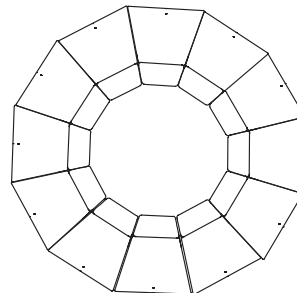
Ganged seating with corner units

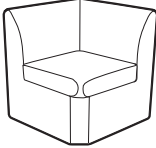










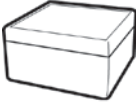

C shaped sectional with arms on ends and tables



Circular configuration ganged seating



DESCRIPTION	FEATURES	MODEL#	STANDARD TEXTILE GRADES											
			1	2	3	4	5	6	7	8	9	10	11	12
 <p><b>Corner Unit</b> COM: 4 YD   3.66 M Unit weight: 42 LB   19.1 KG Carton weight: 50 LB   22.68 KG Carton volume: 16.5 FT³   0.46 MT³</p>	Ganging hardware adjacent sides.  Ergonomic features: M, N	<b>7867</b>	1092	1220	1328	1452	1656	1844	2032	2196	2400	2592	2852	3220
		<b>OVERALL DIMENSIONS</b> W D H			<b>SEAT DIMENSIONS</b> W D H			<b>BACK DIMENSIONS</b> W H						
		IN	28	28	30	20	20.5	17	19.5	12.5				
		MM	711	711	762	508	521	432	495	318				
				<b>RTA 00</b>	1 per carton									
 <p><b>Single Seater</b> COM: 2.75 YD   2.51 M Unit weight: 33 LB   15 KG Carton weight: 38 LB   17.24 KG Carton volume: 16.5 FT³   0.46 MT³</p>	See notes for ganging hardware options.  Ergonomic features: M, N	<b>7870</b>	581	669	743	829	969	1098	1227	1340	1480	1612	1791	2044
		<b>OVERALL DIMENSIONS</b> W D H			<b>SEAT DIMENSIONS</b> W D H			<b>BACK DIMENSIONS</b> W H						
		IN	24	27.5	30	24	19.5	16.5	24	13.5				
		MM	610	699	762	610	495	419	610	343				
				<b>RTA 00</b>	1 per carton									
 <p><b>Single Seater - Left Arm</b> COM: 3.75 YD   3.43 M Unit weight: 40 LB   18.2 KG Carton weight: 45 LB   20.41 KG Carton volume: 16.5 FT³   0.46 MT³</p>	Ganging hardware right side.  Ergonomic features: M, N	<b>7870L</b>	870	990	1091	1208	1399	1575	1751	1905	2096	2276	2520	2865
		<b>OVERALL DIMENSIONS</b> W D H			<b>SEAT DIMENSIONS</b> W D H			<b>BACK DIMENSIONS</b> W H						
		IN	27	27.5	30	24	19.5	16.5	24	13.5				
		MM	686	699	762	610	495	419	610	343				
				<b>RTA 00</b>	1 per carton									
 <p><b>Single Seater - Right Arm</b> COM: 3.75 YD   3.43 M Unit weight: 40 LB   18.2 KG Carton weight: 45 LB   20.41 KG Carton volume: 16.5 FT³   0.46 MT³</p>	Ganging hardware left side.  Ergonomic features: M, N	<b>7870R</b>	870	990	1091	1208	1399	1575	1751	1905	2096	2276	2520	2865
		<b>OVERALL DIMENSIONS</b> W D H			<b>SEAT DIMENSIONS</b> W D H			<b>BACK DIMENSIONS</b> W H						
		IN	27	27.5	30	24	19.5	16.5	24	13.5				
		MM	686	699	762	610	495	419	610	343				
				<b>RTA 00</b>	1 per carton									
 <p><b>Single Seater - w/Arms</b> COM: 4.75 YD   4.34 M Unit weight: 47 LB   21.4 KG Carton weight: 52 LB   23.59 KG Carton volume: 16.5 FT³   0.46 MT³</p>	Freestanding unit. No ganging hardware options.  Ergonomic features: M, N	<b>7871</b>	1158	1310	1438	1586	1828	2051	2274	2469	2711	2939	3248	3685
		<b>OVERALL DIMENSIONS</b> W D H			<b>SEAT DIMENSIONS</b> W D H			<b>BACK DIMENSIONS</b> W H						
		IN	30	27.5	30	24	19.5	16.5	24	13.5				
		MM	762	699	762	610	495	419	610	343				
				<b>RTA 00</b>	1 per carton									

DESCRIPTION	FEATURES	MODEL#	STANDARD TEXTILE GRADES														
			1	2	3	4	5	6	7	8	9	10	11	12			
 <p>60° inside</p> <p><b>Corner Unit</b> COM: 2.75 YD   2.51 M Unit weight: 26 LB   11.8 KG Carton weight: 31 LB   14.06 KG Carton volume: 16.5 FT³   0.46 MT³</p>	<p>3 pieces make a 90° outside turn. Total of 49"L x 49"W.</p> <p>See notes for ganging hardware options.</p> <p>Ergonomic features: M, N</p>	<b>7872</b>	638	726	800	886	1026	1155	1284	1397	1537	1669	1848	2101			
			OVERALL DIMENSIONS			SEAT DIMENSIONS			BACK DIMENSIONS								
			W	D	H	W	D	H	W	H							
			IN 24 MM 610	27.5 699	30 762	20 508	19.5 495	16.5 419	15 381	13.5 343							
			<b>RTA 00</b>	1 per carton													
 <p>30° inside</p> <p><b>Corner Unit</b> COM: 2.75 YD   2.51 M Unit weight: 26 LB   11.8 KG Carton weight: 31 LB   14.06 KG Carton volume: 16.5 FT³   0.46 MT³</p>	<p>3 pieces make a 90° inside turn. Total of 49"L x 49"W.</p> <p>See notes for ganging hardware options.</p> <p>Ergonomic features: M, N</p>	<b>7873</b>	638	726	800	886	1026	1155	1284	1397	1537	1669	1848	2101			
			OVERALL DIMENSIONS			SEAT DIMENSIONS			BACK DIMENSIONS								
			W	D	H	W	D	H	W	H							
			IN 24 MM 610	27.5 699	30 762	16 406	19.5 495	16.5 419	21.5 546	13.5 343							
			<b>RTA 00</b>	1 per carton													
 <p><b>Table - 24" Square w/Upholstered Sides</b> COM: 1.75 YD   1.6 M Unit weight: 35 LB   15.9 KG Carton weight: 38 LB   17.24 KG Carton volume: 6.25 FT³   0.17 MT³</p>		<b>7874</b>	480	536	583	638	727	809	891	963	1052	1136	1250	1411			
			OVERALL DIMENSIONS			SEAT DIMENSIONS			BACK DIMENSIONS								
			W	D	H	W	D	H	W	H							
			IN 24 MM 610	24 610	14.5 368	-	-	-	-	-							
			<b>RTA 00</b>		1 per carton												
 <p><b>Footstool - 24" Square Fully Upholstered</b> COM: 2.25 YD   2.06 M Unit weight: 40 LB   18.2 KG Carton weight: 44 LB   19.96 KG Carton volume: 8.5 FT³   0.24 MT³</p>		<b>7874FS</b>	809	881	942	1012	1126	1232	1338	1430	1545	1653	1799	2006			
			OVERALL DIMENSIONS			SEAT DIMENSIONS			BACK DIMENSIONS								
			W	D	H	W	D	H	W	H							
			IN 24 MM 610	24 610	17.5 445	-	-	-	-	-							
			<b>RTA 00</b>		1 per carton												



Calidon™ seating and occasional tables share a distinctly modern appearance. With well-balanced and full-frame, solid hardwood construction, Calidon is a versatile solution combining comfort, style and durability for years to come. Fully upholstered lounge models include optional integrated power and USB charging for easy access in either front or side locations. Guest and lounge seating feature an integrated wipe-out design to support cleaning protocols from workplace and hospitality to healthcare environments.

To see the full Calidon series, please refer to the Healthcare price list at [globalfurnituregroup.com/ca/healthcare/resources/price-lists](http://globalfurnituregroup.com/ca/healthcare/resources/price-lists).

#### Features and Benefits

- Calidon consists of wood frame guest, lounge, bariatric and bench seating.
- Freestanding and tandem/bridge tables available.
- Designed for the rigors of high use environments.
- Frame design features a wall saver leg to prevent back contact and damage to walls.
- All guest and lounge chairs feature a clean out between seat and back, and tall legs for ease of cleaning.
- Lounge chairs with closed arms are fully upholstered.
- For added comfort, seats are standard with high density Ultracell foam.
- Active weight capacity up to 400 lbs. per seat for standard seating; up to 600 lbs. per seat for bariatric seating.

CAMINO



models shown: 5471-CP Lounge Chair, 5475-W End Table, 5472-CP Two Seat Sofa.



model 5471-CP





model 5476-W






STANDARD FEATURES

- A transitional soft seating series composed of one, two and three seat units. The series also offers tables with coordinating details and finishes.
- Frame is heavy duty, interlocking plywood, puzzle box construction suitable for public environments.
- The leg system utilizes a continuous visible frame between the front and rear leg. Each leg frame is bolted directly to the sofa frame, creating a very durable product.
- Legs are equipped with translucent non marking glides as standard. Suitable for both carpet and hard surface flooring.
- Seating units feature a decorative double stitch detail, which makes seams lay flat and adds extra seam strength.
- Cushions are highly resilient foam and seats are equipped with a synthetic rubberized sheet webbing suspension system for extra comfort. Cushions are fixed and non-removable.
- Tables are made with a choice of tops: genuine wood tops (**W**) with a reverse beveled edge, thermally fused laminate tops (**LP**) with matching PVC edging or high pressure laminate top (**HP**) with matching PVC edging. Custom high pressure laminate finishes will be considered upon request.
- Regardless of top chosen, all tables have wood aprons and a unique tapered leg design.
- Some table assembly is required, see RTA code with each item below.
- Upholstery options: fabric, vinyl or leather. Vinyl and leather models may feature stitch detail across the seat and/or back cushions, if applicable. If a two-tone fabric or a fabric/leather combination is required please fill in a fabric combination sketch showing where each fabric is to be applied. Please contact Customer Service.

OPTIONAL FEATURES

- For piping made in fabric matching the rest of the upholstery, please use matching piping models, (**MP**) after the model number. No upcharge.
- For piping made in a fabric that does not match the rest of the upholstery, you can specify any grade 1 or 2 upholstery material. Please see model numbers ending in (**CP**) which reflect the appropriate upcharge.
- Contrast piping fabric in a grade higher than 2 requires a special quotation. Unit price will vary depending on the number of units being ordered.
- Seating units and tables come with a choice of wood legs or polished cast aluminum legs. The table leg finishes coordinate with the legs on the soft seating units; finish must be specified.
- Wood finishes are available in Absolute (AAM), Black (BKM), Cherry (ACM), Espresso Cafe (ECM), English Oak (EOM), Fruitwood (TFM), Gray (HGM), Honey (AHM), Mahogany (TMM), Maple (AVM), Medium Walnut (MWM), Natural Walnut (NLW), Night (ASM), Noce Biondo (NBM), Noce Grigio (NGM), Noce Leggero (NEM), Noce Medio (NMM), Shaker Cherry (SKM), Walnut (TWM), WC Cream (WTM), White (WHM) and Winter Cherry (WCM). Please specify.
- Seating and tables with polished aluminum legs are shown as separate SKUs.
- Laminate table tops (LP and HP) are offered in the following finishes: Absolute Acajou (ACJ), Asian Night (ASN), Avant Cherry (AVC), Avant Honey (AWH), Black (BLK), Blizzard (BZD), Brushed Cobalt (BRC), Clear Maple (CMB), Custom Grey (CGY), Dark Espresso (DES), Designer White (DWT), Fashionista (FAS), First Class (FCL), Noce Biondo (NBL), Noce Grigio (NGL), Noce Leggero (NEL), Noce Medio (NML), Quartered Mahogany (QTM), Sheer Beauty (SBY), Stonedust (SDT), Storm Grey (SOG), Walnut Heights (WHE), White Chocolate (WHC) and Winter Cherry (WCR). Please specify.

DESCRIPTION	FEATURES	MODEL#	STANDARD TEXTILE GRADES											
			1	2	3	4	5	6	7	8	9	10	11	12
 <p><b>Lounge Chair w/Wood Legs</b> COM: 4 YD   3.66 M Unit weight: 50 LB   22.7 KG Carton weight: 60 LB   27.22 KG Carton volume: 19.25 FT<sup>3</sup>   0.54 MT<sup>3</sup></p>	No piping.	<b>5471</b>	2090	2218	2326	2450	2654	2842	3030	3194	3398	3590	3850	4218
		<b>OVERALL DIMENSIONS</b>			<b>SEAT DIMENSIONS</b>			<b>BACK DIMENSIONS</b>						
		IN	29.5	29	30.5	21	19.5	18	20	11.5				
		MM	749	737	775	533	495	457	508	292				
		<b>RTA 00</b>	1 per carton											
 <p><b>Lounge Chair w/Wood Legs &amp; Piping</b> COM: 4 YD   3.66 M Unit weight: 50 LB   22.7 KG Carton weight: 60 LB   27.22 KG Carton volume: 19.25 FT<sup>3</sup>   0.54 MT<sup>3</sup></p>	CP = contrast piping. MP = matching piping.	<b>5471-CP</b>	2239	2367	2475	2599	2803	2991	3179	3343	3547	3739	3999	4367
		<b>5471-MP</b>	2090	2218	2326	2450	2654	2842	3030	3194	3398	3590	3850	4218
		<b>OVERALL DIMENSIONS</b>			<b>SEAT DIMENSIONS</b>			<b>BACK DIMENSIONS</b>						
		IN	29.5	29	30.5	21	19.5	18	20	11.5				
		<b>RTA 00</b>	1 per carton											

DESCRIPTION	FEATURES	MODEL#	STANDARD TEXTILE GRADES														
			1	2	3	4	5	6	7	8	9	10	11	12			
 <p><b>Two Seat Sofa w/Wood Legs</b> COM: 5.75 YD   5.26 M Unit weight: 72 LB   32.7 KG Carton weight: 84 LB   38.1 KG Carton volume: 36 FT³   1.01 MT³</p>	No piping.	<b>5472</b>	2944	3128	3283	3462	3755	4025	4295	4531	4824	5100	5474	6003			
			OVERALL DIMENSIONS			SEAT DIMENSIONS			BACK DIMENSIONS								
			W	D	H	W	D	H	W	H							
			IN 51	29	30.5	42	19.5	18	41	11.5							
	MM 1295	737	775	1067	495	457	1041	292									
		<b>RTA 00</b>	1 per carton														
 <p><b>Two Seat Sofa w/Wood Legs</b> COM: 5.75 YD   5.26 M Unit weight: 72 LB   32.7 KG Carton weight: 84 LB   38.1 KG Carton volume: 36 FT³   1.01 MT³</p>	CP = contrast piping. MP = matching piping.	<b>5472-CP</b> <b>5472-MP</b>	3140	3324	3479	3657	3949	4219	4489	4724	5017	5293	5666	6194			
			2944	3128	3283	3462	3755	4025	4295	4531	4824	5100	5474	6003			
			OVERALL DIMENSIONS			SEAT DIMENSIONS			BACK DIMENSIONS								
			W	D	H	W	D	H	W	H							
IN 51	29	30.5	42	19.5	18	41	11.5										
	MM 1295	737	775	1067	495	457	1041	292									
		<b>RTA 00</b>	1 per carton														
 <p><b>Three Seat Sofa w/Wood Legs</b> COM: 7.5 YD   6.86 M Unit weight: 95 LB   43.2 KG Carton weight: 110 LB   49.9 KG Carton volume: 50.25 FT³   1.42 MT³</p>	No piping.	<b>5473</b>	3800	4040	4243	4475	4858	5210	5563	5870	6253	6613	7100	7790			
			OVERALL DIMENSIONS			SEAT DIMENSIONS			BACK DIMENSIONS								
			W	D	H	W	D	H	W	H							
			IN 71	29	30.5	63	19.5	18	62	11.5							
	MM 1803	737	775	1600	495	457	1575	292									
		<b>RTA 00</b>	1 per carton														
 <p><b>Three Seat Sofa w/Wood Legs</b> COM: 7.5 YD   6.86 M Unit weight: 95 LB   43.2 KG Carton weight: 110 LB   49.9 KG Carton volume: 50.25 FT³   1.42 MT³</p>	CP = contrast piping. MP = matching piping.	<b>5473-CP</b> <b>5473-MP</b>	4039	4279	4481	4713	5095	5447	5799	6106	6488	6848	7335	8024			
			3800	4040	4243	4475	4858	5210	5563	5870	6253	6613	7100	7790			
			OVERALL DIMENSIONS			SEAT DIMENSIONS			BACK DIMENSIONS								
			W	D	H	W	D	H	W	H							
IN 71	29	30.5	63	19.5	18	62	11.5										
	MM 1803	737	775	1600	495	457	1575	292									
		<b>RTA 00</b>	1 per carton														
 <p><b>Coffee Table - 22" x 48" Rectangle w/Wood Legs</b> COM: N/A Unit weight: 32 LB   14.5 KG Carton weight: 40 LB   18.14 KG Carton volume: 4 FT³   0.11 MT³</p>			List price														
			<b>5474-LP</b>	1583													
			<b>5474-HP</b>	1699													
			<b>5474-W</b>	2045													
			LP = Laminate top	HP = High pressure laminate top	W = Wood top												
OVERALL DIMENSIONS			SEAT DIMENSIONS			BACK DIMENSIONS											
W	D	H	W	D	H	W	H										
IN 22	48	17.5	-	-	-	-	-										
	MM 559	1219	445	-	-	-	-										
		<b>RTA 6</b>	1 per carton														



DESCRIPTION FEATURES MODEL# STANDARD TEXTILE GRADES



**End Table - 21" x 21" Square w/Wood Legs**

COM: N/A  
 Unit weight: 17 LB | 7.7 KG  
 Carton weight: 20 LB | 9.07 KG  
 Carton volume: 19.25 FT<sup>3</sup> | 0.05 MT<sup>3</sup>

List price								
<b>5475-LP</b>	1180							
<b>5475-HP</b>	1294							
<b>5475-W</b>	1434							
LP = Laminate top HP = High pressure laminate top W = Wood top								
OVERALL DIMENSIONS			SEAT DIMENSIONS			BACK DIMENSIONS		
W	D	H	W	D	H	W	H	
IN 21	21	17.5	-	-	-	-	-	
MM 533	533	445	-	-	-	-	-	
<b>RTA 8</b> 1 per carton								



**Coffee Table - 24" Round w/Wood Legs**

COM: N/A  
 Unit weight: 18 LB | 8.2 KG  
 Carton weight: 21 LB | 9.53 KG  
 Carton volume: 2.1 FT<sup>3</sup> | 0.05 MT<sup>3</sup>


List price								
<b>5476-LP</b>	1210							
<b>5476-HP</b>	1325							
<b>5476-W</b>	1552							
LP = Laminate top HP = High pressure laminate top W = Wood top								
OVERALL DIMENSIONS			SEAT DIMENSIONS			BACK DIMENSIONS		
W	D	H	W	D	H	W	H	
IN 24	24	17.5	-	-	-	-	-	
MM 610	610	445	-	-	-	-	-	
<b>RTA 8</b> 1 per carton								



**Coffee Table - 32" Round w/Wood Legs**

COM: N/A  
 Unit weight: 27 LB | 12.3 KG  
 Carton weight: 35 LB | 15.88 KG  
 Carton volume: 4.4 FT<sup>3</sup> | 0.12 MT<sup>3</sup>

List price								
<b>5477-LP</b>	1838							
<b>5477-HP</b>	1953							
<b>5477-W</b>	2332							
LP = Laminate top HP = High pressure laminate top W = Wood top								
OVERALL DIMENSIONS			SEAT DIMENSIONS			BACK DIMENSIONS		
W	D	H	W	D	H	W	H	
IN 32	32	17.5	-	-	-	-	-	
MM 813	813	445	-	-	-	-	-	
<b>RTA 8</b> 1 per carton								



**Lounge Chair w/Aluminum Legs**

COM: 4 YD | 3.66 M  
 Unit weight: 52 LB | 23.6 KG  
 Carton weight: 62 LB | 28.12 KG  
 Carton volume: 19.25 FT<sup>3</sup> | 0.54 MT<sup>3</sup>

No piping.

	1	2	3	4	5	6	7	8	9	10	11	12
<b>5481</b>	1955	2083	2191	2315	2519	2707	2895	3059	3263	3455	3715	4083
OVERALL DIMENSIONS			SEAT DIMENSIONS			BACK DIMENSIONS						
W	D	H	W	D	H	W	H					
IN 29.5	29	30.5	21	19.5	18	20	11.5					
MM 749	737	775	533	495	457	508	292					
<b>RTA 00</b> 1 per carton												








**Lounge Chair w/Aluminum Legs**

COM: 4 YD | 3.66 M  
 Unit weight: 52 LB | 23.6 KG  
 Carton weight: 62 LB | 28.12 KG  
 Carton volume: 19.25 FT<sup>3</sup> | 0.54 MT<sup>3</sup>

CP = contrast piping.  
 MP = matching piping.

	1	2	3	4	5	6	7	8	9	10	11	12
<b>5481-CP</b>	2104	2232	2339	2463	2667	2854	3042	3205	3409	3600	3860	4227
<b>5481-MP</b>	1955	2083	2191	2315	2519	2707	2895	3059	3263	3455	3715	4083
OVERALL DIMENSIONS			SEAT DIMENSIONS			BACK DIMENSIONS						
W	D	H	W	D	H	W	H					
IN 29.5	29	30.5	21	19.5	18	20	11.5					
MM 749	737	775	533	495	457	508	292					
<b>RTA 00</b> 1 per carton												

DESCRIPTION	FEATURES	MODEL#	STANDARD TEXTILE GRADES														
			1	2	3	4	5	6	7	8	9	10	11	12			
 <p><b>Two Seat Sofa w/Aluminum Legs</b> COM: 5.75 YD   5.26 M Unit weight: 74 LB   33.6 KG Carton weight: 86 LB   39.01 KG Carton volume: 36 FT³   1.01 MT³</p>	No piping.	<b>5482</b>	2809	2993	3148	3327	3620	3890	4160	4396	4689	4965	5339	5868			
			OVERALL DIMENSIONS			SEAT DIMENSIONS			BACK DIMENSIONS								
			W	D	H	W	D	H	W	H							
			IN 51	29	30.5	42	19.5	18	41	11.5							
			MM 1295	737	775	1067	495	457	1041	292							
			<b>RTA 00</b> 1 per carton														
 <p><b>Two Seat Sofa w/Aluminum Legs</b> COM: 5.75 YD   5.26 M Unit weight: 74 LB   33.6 KG Carton weight: 86 LB   39.01 KG Carton volume: 36 FT³   1.01 MT³</p>	CP = contrast piping. MP = matching piping.	<b>5482-CP</b> <b>5482-MP</b>	3004	3188	3343	3521	3813	4083	4353	4588	4881	5157	5530	6058			
			2809	2993	3148	3327	3620	3890	4160	4396	4689	4965	5339	5868			
			OVERALL DIMENSIONS			SEAT DIMENSIONS			BACK DIMENSIONS								
			W	D	H	W	D	H	W	H							
			IN 51	29	30.5	42	19.5	18	41	11.5							
MM 1295	737	775	1067	495	457	1041	292										
			<b>RTA 00</b> 1 per carton														
 <p><b>Three Seat Sofa w/Aluminum Legs</b> COM: 7.5 YD   6.86 M Unit weight: 97 LB   44.1 KG Carton weight: 112 LB   50.8 KG Carton volume: 50.25 FT³   1.42 MT³</p>	No piping.	<b>5483</b>	3665	3905	4108	4340	4723	5075	5428	5735	6118	6478	6965	7655			
			OVERALL DIMENSIONS			SEAT DIMENSIONS			BACK DIMENSIONS								
			W	D	H	W	D	H	W	H							
			IN 71	29	30.5	63	19.5	18	62	11.5							
			MM 1803	737	775	1600	495	457	1575	292							
			<b>RTA 00</b> 1 per carton														
 <p><b>Three Seat Sofa w/Aluminum Legs</b> COM: 7.5 YD   6.86 M Unit weight: 97 LB   44.1 KG Carton weight: 112 LB   50.8 KG Carton volume: 50.25 FT³   1.42 MT³</p>	CP = contrast piping. MP = matching piping.	<b>5483-CP</b> <b>5483-MP</b>	3903	4143	4345	4577	4959	5311	5663	5970	6352	6712	7199	7888			
			3665	3905	4108	4340	4723	5075	5428	5735	6118	6478	6965	7655			
			OVERALL DIMENSIONS			SEAT DIMENSIONS			BACK DIMENSIONS								
			W	D	H	W	D	H	W	H							
			IN 71	29	30.5	63	19.5	18	62	11.5							
MM 1803	737	775	1600	495	457	1575	292										
			<b>RTA 00</b> 1 per carton														
 <p><b>Coffee Table - 22" x 48" Rectangle w/Aluminum Legs</b> COM: N/A Unit weight: 38 LB   17.3 KG Carton weight: 46 LB   20.87 KG Carton volume: 4 FT³   0.11 MT³</p>	List price																
			<b>5484-LP</b>	1686													
			<b>5484-HP</b>	1803													
			<b>5484-W</b>	2149													
			LP = Laminate top HP = High pressure laminate top W = Wood top														
OVERALL DIMENSIONS			SEAT DIMENSIONS			BACK DIMENSIONS											
W	D	H	W	D	H	W	H										
IN 22	48	17.5	19.5	18	20	11.5											
MM 559	1219	445	533	495	457	508	292										
			<b>RTA 6</b> 1 per carton														

DESCRIPTION FEATURES MODEL# STANDARD TEXTILE GRADES



**End Table - 21" x 21" Square w/Aluminum Legs**

COM: N/A  
 Unit weight: 23 LB | 10.5 KG  
 Carton weight: 26 LB | 11.79 KG  
 Carton volume: 2.1 FT³ | 0.05 MT³

List price								
<b>5485-LP</b>		1283						
<b>5485-HP</b>		1399						
<b>5485-W</b>		1538						
LP = Laminate top HP = High pressure laminate top W = Wood top								
OVERALL DIMENSIONS			SEAT DIMENSIONS			BACK DIMENSIONS		
W	D	H	W	D	H	W	D	H
IN 21	21	17.5	-	-	-	-	-	-
MM 533	533	445	-	-	-	-	-	-
<b>RTA 8</b>		1 per carton						



**End Table - 24" Round w/Aluminum Legs**

COM: N/A  
 Unit weight: 24 LB | 10.9 KG  
 Carton weight: 27 LB | 12.25 KG  
 Carton volume: 2.1 FT³ | 0.05 MT³

List price								
<b>5486-LP</b>		1315						
<b>5486-HP</b>		1429						
<b>5486-W</b>		1656						
LP = Laminate top HP = High pressure laminate top W = Wood top								
OVERALL DIMENSIONS			SEAT DIMENSIONS			BACK DIMENSIONS		
W	D	H	W	D	H	W	D	H
IN 24	24	17.5	-	-	-	-	-	-
MM 610	610	445	-	-	-	-	-	-
<b>RTA 8</b>		1 per carton						



**Coffee Table - 32" Round w/Aluminum Legs**

COM: N/A  
 Unit weight: 33 LB | 15 KG  
 Carton weight: 41 LB | 18.6 KG  
 Carton volume: 4.4 FT³ | 0.12 MT³

List price								
<b>5487-LP</b>		1940						
<b>5487-HP</b>		2057						
<b>5487-W</b>		2435						
LP = Laminate top HP = High pressure laminate top W = Wood top								
OVERALL DIMENSIONS			SEAT DIMENSIONS			BACK DIMENSIONS		
W	D	H	W	D	H	W	D	H
IN 32	32	17.5	-	-	-	-	-	-
MM 813	813	445	-	-	-	-	-	-
<b>RTA 8</b>		1 per carton						

CITI



model 7875RTL

model 7889



Citi Modular Group & Tables - shown in Tungsten

Leg options



5" tubular metal leg (shown in Tungsten finish)



5" tapered, softened edge, wood leg (shown in Maple finish)

STANDARD FEATURES

- Fully upholstered contemporary design, complements the timeless decor of many offices. Proportions are compact, 31" deep, work well in public spaces.
- All models have fixed, non-removable cushions.
- Arm height on all models is 25".
- Casters are not available on this series.
- Citi seat and table legs are 5" high tubular metal, standard in a Tungsten finish.
- Citi table tops are available in either tempered glass or laminate.
- Tablets are made from thermally fused laminate, 0.75" thick. Tablet arms measure 12"D x 16.5"W. Available right hand seated (RT), left hand seated (LT) or both right and left hand (LRT).
- Laminate tables and tablets are offered in the following finishes: Absolute Acajou (ACJ), Asian Night (ASN), Avant Cherry (AWC), Avant Honey (AWH), Black (BLK), Blizzard (BZD), Brushed Cobalt (BRC), Clear Maple (CMB), Custom Grey (CGY), Dark Espresso (DES), Designer White (DWT), Fashionista (FAS), First Class (FCL), Noce Biondo (NBL), Noce Grigio (NGL), Noce Leggero (NEL), Noce Medio (NML), Quartered Mahogany (QTM), Sheer Beauty (SBY), Stonedust (SDT), Storm Grey (SOG), Walnut Heights (WHE), White Chocolate (WHC) and Winter Cherry (WCR). Please specify.










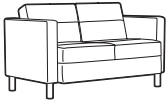

- Ganging brackets (#7892) are sold separately. Ganging brackets are to be used on armless seating if interconnection to another armless seating unit is required. Bench and ottomans cannot gang with other benches/ottomans, cannot gang with seating units. Brackets come with a template for installation.
- Upholstery options: fabric, vinyl or leather. Vinyl and leather models may feature stitch detail across the seat and/or back cushions, if applicable.



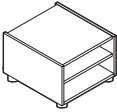
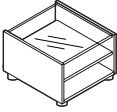
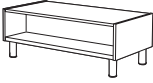
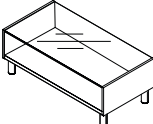
OPTIONAL FEATURES

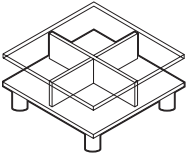



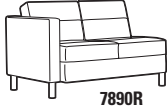
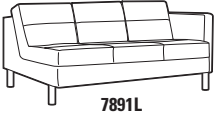
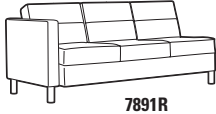

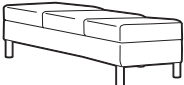
- For highly resilient, high density Ultracell foam on seat, please specify (UC) after the model number. One seater add \$99. Two seater add \$197. Three seater add \$295.
- Leg options:**
  - (MTL) Metal legs  
For metal leg finish options, please see page 360. For Chrome (CHM) finish, add \$68.
  - (WDL) Wood legs  
Non-cylindrical wood legs available in the following finishes. Add \$300.
 

(AAM) Absolute	(MWM) Medium Walnut
(BKM) Black	(NLW) Natural Walnut
(CJM) Charcoal Java	(ASM) Night
(ACM) Cherry	(NBM) Noce Biondo
(EMM) Empire Mahogany	(NGM) Noce Grigio
(EOM) English Oak	(NEM) Noce Leggero
(ECM) Espresso Cafe	(NMM) Noce Medio
(TFM) Fruitwood	(SBM) Sandy Beach
(HGM) Gray	(SKM) Shaker Cherry
(HOM) Harvest Oak	(SOM) Silver Oak
(AHM) Honey	(TWM) Walnut
(JOM) Jet Onyx	(WTM) WC Cream
(LHM) Light Honey	(WHM) White
(TMM) Mahogany	(WCM) Winter Cherry
(AVM) Maple	
- Glide type** (wood legs only)
  - (NM) White non-marking nylon for most surfaces (standard)
  - (SG) steel cushioned glides for carpeted surfaces. Add \$17.
  - (RG) non-slip rubber glides for most hard floor surfaces. Add \$22.
  - (FG) felt glides for most hard floor surfaces. Add \$22.
- Table legs are available in Black (TBL), or Tungsten (TTU), please specify. For Chrome (CHM) finish. Add \$68.
- If you would like fabric/vinyl on the shell of a chair with leather seat + back cushions, please submit a [multi fabric form](#) (multi fabric grade will apply). Please note: the reverse is not available (leather on the shell of the chair with fabric/vinyl seat + back cushions).

DESCRIPTION	FEATURES	MODEL#	STANDARD TEXTILE GRADES													
			1	2	3	4	5	6	7	8	9	10	11	12		
 <p><b>Corner Seat</b> COM: 6.25 YD   5.72 M Unit weight: 65 LB   29.5 KG Carton weight: 75 LB   34.02 KG Carton volume: 30.25 FT<sup>3</sup>   0.85 MT<sup>3</sup></p>	<p>Ganging hardware not included.</p> <p>Armless side(s) can be equipped with ganging brackets, model 7892.</p>	7862	-	-	-	-	1656	1950	2244	2500	2819	3119	3525	4100		
			<b>OVERALL DIMENSIONS</b>			<b>SEAT DIMENSIONS</b>			<b>BACK DIMENSIONS</b>							
			<b>W</b>	<b>D</b>	<b>H</b>	<b>W</b>	<b>D</b>	<b>H</b>	<b>W</b>	<b>H</b>						
			IN 37	37	31	26	26	17.5	26	13.5						
MM 940	940	787	660	660	445	660	343									
		<b>RTA 00</b>	1 per carton													
 <p><b>Lounge Chair</b> COM: 4.5 YD   4.11 M Unit weight: 57 LB   25.9 KG Carton weight: 67 LB   30.39 KG Carton volume: 21 FT<sup>3</sup>   0.59 MT<sup>3</sup></p>	<p>Freestanding unit only.</p>	7875	-	-	-	-	1180	1391	1604	1787	2018	2234	2525	2939		
			<b>OVERALL DIMENSIONS</b>			<b>SEAT DIMENSIONS</b>			<b>BACK DIMENSIONS</b>							
			<b>W</b>	<b>D</b>	<b>H</b>	<b>W</b>	<b>D</b>	<b>H</b>	<b>W</b>	<b>H</b>						
			IN 30	31	30	22	19.5	17.5	22	12.5						
MM 762	787	762	559	495	445	559	318									
		<b>RTA 00</b>	1 per carton													

DESCRIPTION	FEATURES	MODEL#	STANDARD TEXTILE GRADES											
			1	2	3	4	5	6	7	8	9	10	11	12
 <b>7875LTL</b>  <b>7875RTL</b> <b>Lounge Chair w/Laminated Tablet</b> COM: 4.5 YD   4.11 M Unit weight: 65 LB   29.5 KG Carton weight: 75 LB   34.02 KG Carton volume: 22.5 FT³   0.63 MT³	Freestanding unit only.	<b>7875LTL</b> 7875RTL	-	-	-	-	1613	1824	2037	2220	2451	2667	2958	3372
		<b>OVERALL DIMENSIONS</b>			<b>SEAT DIMENSIONS</b>			<b>BACK DIMENSIONS</b>						
		W D H			W D H			W H						
		IN 31.5 33.5 30			22 19.5 17.5			22 12.5						
		MM 800 851 762			559 495 445			559 318						
			<b>RTA 00</b>			1 per carton								
 <b>Ganging Bracket Kit</b> COM: N/A Unit weight: 0.25 LB   0.1 KG Carton weight: 0.25 LB   0.11 KG Carton volume: 0.02 FT³   0.0003 MT³	Kit includes 2 brackets, 4 screws and a template. Only one set is needed per unit.	<b>7892</b>	List price											
		<b>7892</b>	18											
		<b>OVERALL DIMENSIONS</b>			<b>SEAT DIMENSIONS</b>			<b>BACK DIMENSIONS</b>						
		W D H			W D H			W H						
		IN 0.5 3.87 2			-			-						
			<b>RTA 00</b>			courier								
 <b>Lounge Chair - Armless</b> COM: 3 YD   2.74 M Unit weight: 39 LB   17.7 KG Carton weight: 45 LB   20.41 KG Carton volume: 15.5 FT³   0.43 MT³	Ganging hardware not included.  Armless side(s) can be equipped with ganging brackets, model 7892.	<b>7895</b>	-	-	-	-	1180	1321	1463	1585	1739	1883	2077	2353
		<b>OVERALL DIMENSIONS</b>			<b>SEAT DIMENSIONS</b>			<b>BACK DIMENSIONS</b>						
		W D H			W D H			W H						
		IN 22 31 30.75			22 18.5 17.5			22 12.5						
		MM 559 787 781			559 470 445			559 318						
			<b>RTA 00</b>			1 per carton								
 <b>Two Seat Sofa</b> COM: 6.25 YD   5.72 M Unit weight: 113 LB   51.4 KG Carton weight: 125 LB   56.7 KG Carton volume: 36 FT³   1.01 MT³	Freestanding unit only.	<b>7876</b>	-	-	-	-	1656	1950	2244	2500	2819	3119	3525	4100
		<b>OVERALL DIMENSIONS</b>			<b>SEAT DIMENSIONS</b>			<b>BACK DIMENSIONS</b>						
		W D H			W D H			W H						
		IN 51.25 31 30			43.25 19.5 17.5			43.25 12.5						
		MM 1302 787 762			1099 495 445			1099 318						
			<b>RTA 00</b>			1 per carton								
 <b>Two Seat Sofa - Armless</b> COM: 5 YD   4.57 M Unit weight: 81 LB   36.8 KG Carton weight: 93 LB   42.18 KG Carton volume: 36 FT³   1.01 MT³	Ganging hardware not included.  Armless side(s) can be equipped with ganging brackets, model 7892.	<b>7896</b>	-	-	-	-	1656	1891	2126	2331	2586	2826	3151	3611
		<b>OVERALL DIMENSIONS</b>			<b>SEAT DIMENSIONS</b>			<b>BACK DIMENSIONS</b>						
		W D H			W D H			W H						
		IN 43.25 31 30.75			43.25 19.5 17.5			43.25 13.25						
		MM 1099 787 781			1099 495 445			1099 337						
			<b>RTA 00</b>			1 per carton								
 <b>Three Seat Sofa</b> COM: 8.75 YD   8 M Unit weight: 149 LB   67.7 KG Carton weight: 163 LB   73.94 KG Carton volume: 50.25 FT³   1.42 MT³	Freestanding unit only.	<b>7877</b>	-	-	-	-	2134	2546	2957	3316	3762	4182	4751	5556
		<b>OVERALL DIMENSIONS</b>			<b>SEAT DIMENSIONS</b>			<b>BACK DIMENSIONS</b>						
		W D H			W D H			W H						
		IN 72.5 31 30			64.5 19.5 17.5			64.5 12.5						
		MM 1842 787 762			1638 495 445			1638 318						
			<b>RTA 00</b>			1 per carton								

DESCRIPTION	FEATURES	MODEL#	STANDARD TEXTILE GRADES													
			1	2	3	4	5	6	7	8	9	10	11	12		
 <p><b>Three Seat Sofa - Armless</b> COM: 7.25 YD   6.63 M Unit weight: 117 LB   53.2 KG Carton weight: 131 LB   59.42 KG Carton volume: 50.25 FT³   1.42 MT³</p>	<p>Ganging hardware not included.</p> <p>Armless side(s) can be equipped with ganging brackets, model 7892.</p>	7897	-	-	-	-	2134	2475	2816	3113	3483	3831	4302	4969		
			<b>OVERALL DIMENSIONS</b>			<b>SEAT DIMENSIONS</b>			<b>BACK DIMENSIONS</b>							
			W	D	H	W	D	H	W	H						
			IN 64.5	31	30.75	64.5	19.5	17.5	64.5	13.25						
			MM 1638	787	781	1638	495	445	1638	337						
		RTA 00		1 per carton												
 <p><b>Ottoman</b> COM: 1.5 YD   1.37 M Unit weight: 23 LB   10.5 KG Carton weight: 27 LB   12.25 KG Carton volume: 7.5 FT³   0.21 MT³</p>	<p>Ganging hardware not included.</p> <p>Side(s) can be equipped with ganging brackets, model 7892. Does not gang to seating units.</p>	7879	-	-	-	-	590	661	731	793	869	941	1039	1177		
			<b>OVERALL DIMENSIONS</b>			<b>SEAT DIMENSIONS</b>			<b>BACK DIMENSIONS</b>							
			W	D	H	W	D	H	W	H						
			IN 22	22	17	-	-	-	-	-						
			MM 559	559	432	-	-	-	-	-						
		RTA 00		1 per carton												
				List price												
				7885 751												
 <p><b>End Table - Laminate Top</b> COM: N/A Unit weight: 45 LB   20.5 KG Carton weight: 53 LB   24.04 KG Carton volume: 6 FT³   0.16 MT³</p>		7885	20	24	20	-	-	-	-	-	-	-	-			
			<b>OVERALL DIMENSIONS</b>			<b>SEAT DIMENSIONS</b>			<b>BACK DIMENSIONS</b>							
			W	D	H	W	D	H	W	H						
			IN 20	24	20	-	-	-	-	-						
			MM 508	610	508	-	-	-	-	-						
		RTA 1		1 per carton												
				List price												
				7886 981												
 <p><b>End Table - Glass Top</b> COM: N/A Unit weight: 52 LB   23.6 KG Carton weight: 60 LB   27.22 KG Carton volume: 6 FT³   0.16 MT³</p>		7886	20	24	20	-	-	-	-	-	-	-	-			
			<b>OVERALL DIMENSIONS</b>			<b>SEAT DIMENSIONS</b>			<b>BACK DIMENSIONS</b>							
			W	D	H	W	D	H	W	H						
			IN 20	24	20	-	-	-	-	-						
			MM 508	610	508	-	-	-	-	-						
		RTA 1		1 per carton												
				List price												
				7887 784												
 <p><b>Coffee Table Rectangular - Laminate top</b> COM: N/A Unit weight: 50 LB   22.7 KG Carton weight: 60 LB   27.22 KG Carton volume: 6.5 FT³   0.18 MT³</p>		7887	40	20	15	-	-	-	-	-	-	-	-			
			<b>OVERALL DIMENSIONS</b>			<b>SEAT DIMENSIONS</b>			<b>BACK DIMENSIONS</b>							
			W	D	H	W	D	H	W	H						
			IN 40	20	15	-	-	-	-	-						
			MM 1016	508	381	-	-	-	-	-						
		RTA 1		1 per carton												
				List price												
				7888 1133												
 <p><b>Coffee Table Rectangular - Glass Top</b> COM: N/A Unit weight: 65 LB   29.5 KG Carton weight: 75 LB   34.02 KG Carton volume: 6.5 FT³   0.18 MT³</p>		7888	40	20	15	-	-	-	-	-	-	-	-			
			<b>OVERALL DIMENSIONS</b>			<b>SEAT DIMENSIONS</b>			<b>BACK DIMENSIONS</b>							
			W	D	H	W	D	H	W	H						
			IN 40	20	15	-	-	-	-	-						
			MM 1016	508	381	-	-	-	-	-						
		RTA 1		1 per carton												

DESCRIPTION	FEATURES	MODEL#	STANDARD TEXTILE GRADES									
 <p><b>Coffee Table Square</b> COM: N/A Unit weight: 80 LB   36.4 KG Carton weight: 90 LB   40.82 KG Carton volume: 8.75 FT³   0.24 MT³</p>		<b>7889</b> Glass top	List price									
			1347									
			RTA 1 1 per carton									
			<b>OVERALL DIMENSIONS</b> W D H			<b>SEAT DIMENSIONS</b> W D H			<b>BACK DIMENSIONS</b> W H			
			IN 33 33 15	-	-	-	-	-	-	-	-	-
			MM 838 838 381	-	-	-	-	-	-	-	-	-
 <p><b>Lounge Chair - One Arm</b> COM: 4 YD   3.66 M Unit weight: 55 LB   25 KG Carton weight: 65 LB   29.48 KG Carton volume: 21 FT³   0.59 MT³</p>	 <p><b>7901L</b>      <b>7901R</b></p> <p>Ganging hardware not included. Armless side can be equipped with ganging brackets, model 7892.</p>	<b>7901L</b> 7901R	1 2 3 4 5 6 7 8 9 10 11 12									
			-									
			RTA 00 1 per carton									
			<b>OVERALL DIMENSIONS</b> W D H			<b>SEAT DIMENSIONS</b> W D H			<b>BACK DIMENSIONS</b> W H			
			IN 26 31 30	22	19.5	17.5	22	12.5				
			MM 660 787 762	559	495	445	559	318				
 <p><b>Two Seat Sofa - One Arm</b> COM: 5.25 YD   4.8 M Unit weight: 95 LB   43.2 KG Carton weight: 107 LB   48.53 KG Carton volume: 36 FT³   1.01 MT³</p>	 <p><b>7890L</b>      <b>7890R</b></p> <p>Ganging hardware not included. Armless side can be equipped with ganging brackets, model 7892.</p>	<b>7890L</b> 7890R	1 2 3 4 5 6 7 8 9 10 11 12									
			-									
			RTA 00 1 per carton									
			<b>OVERALL DIMENSIONS</b> W D H			<b>SEAT DIMENSIONS</b> W D H			<b>BACK DIMENSIONS</b> W H			
			IN 47.25 31 30.75	43.25	19.5	17.5	43.25	13.25				
			MM 1200 787 781	1099	495	445	1099	337				
 <p><b>Three Seat Sofa - One Arm</b> COM: 7.25 YD   6.63 M Unit weight: 124 LB   56.4 KG Carton weight: 138 LB   62.6 KG Carton volume: 50.25 FT³   1.42 MT³</p>	 <p><b>7891L</b>      <b>7891R</b></p> <p>Ganging hardware not included. Armless side can be equipped with ganging brackets, model 7892.</p>	<b>7891L</b> 7891R	1 2 3 4 5 6 7 8 9 10 11 12									
			-									
			RTA 00 1 per carton									
			<b>OVERALL DIMENSIONS</b> W D H			<b>SEAT DIMENSIONS</b> W D H			<b>BACK DIMENSIONS</b> W H			
			IN 68.5 31 30.75	64.5	19.5	17.5	64.5	13.25				
			MM 1740 787 781	1638	495	445	1638	337				
 <p><b>Two Seat Bench</b> COM: 2.25 YD   2.06 M Unit weight: 36 LB   16.4 KG Carton weight: 42 LB   19.05 KG Carton volume: 11.5 FT³   0.32 MT³</p>	<p>Ganging hardware not included. Side(s) can be equipped with ganging brackets, model 7892. Does not gang to seating units.</p>	<b>7893</b>	1 2 3 4 5 6 7 8 9 10 11 12									
			-									
			RTA 00 1 per carton									
			<b>OVERALL DIMENSIONS</b> W D H			<b>SEAT DIMENSIONS</b> W D H			<b>BACK DIMENSIONS</b> W H			
			IN 43 21.5 17	-	-	-	-	-				
			MM 1092 546 432	-	-	-	-	-				
 <p><b>Three Seat Bench</b> COM: 3.75 YD   3.43 M Unit weight: 54 LB   24.5 KG Carton weight: 62 LB   28.12 KG Carton volume: 16.75 FT³   0.47 MT³</p>	<p>Ganging hardware not included. Side(s) can be equipped with ganging brackets, model 7892. Does not gang to seating units.</p>	<b>7894</b>	1 2 3 4 5 6 7 8 9 10 11 12									
			-									
			RTA 00 1 per carton									
			<b>OVERALL DIMENSIONS</b> W D H			<b>SEAT DIMENSIONS</b> W D H			<b>BACK DIMENSIONS</b> W H			
			IN 64.5 21.5 17	-	-	-	-	-				
			MM 1638 546 432	-	-	-	-	-				

CITISQUARE



model S7875LT



Sample Layout A - Models shown: S7875FUC and S7911



Sample Layout B - Models shown: S7890RFUC, S7862FUC (2), S7897FUC, S7890LFUC and S7912.

STANDARD FEATURES

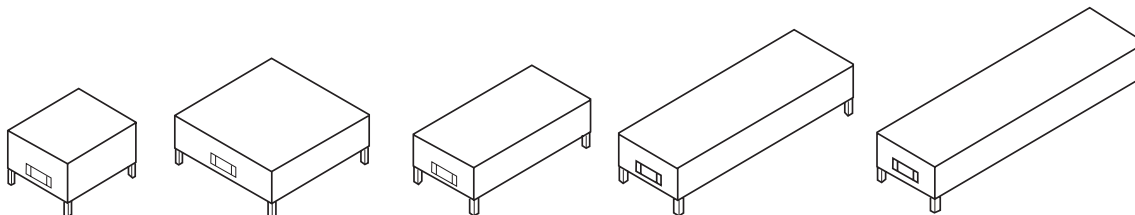
- Fully upholstered lounge series with a complete range of sectional components for all applications. Proportions are compact, 31" deep, work well in public spaces.
- All models have fixed, non-removable cushions.
- Arm height on all models is 25".
- Casters are not available on this series.
- Citi Square seat and table legs are 5" high, single-piece welded frames.
- Citi Square tables are made with high pressure laminate.
- Tables are made from thermally fused laminate, 0.75" thick. Tablet arms measure 12"D x 16.5"W. Available right hand seated (RT), left hand seated (LT) or both right and left hand (LRT).
- Laminate tables and tablets are offered in the following finishes: Absolute Acajou (ACJ), Asian Night (ASN), Avant Cherry (AWC), Avant Honey (AWH), Black (BLK), Blizzard (BZD), Brushed Cobalt (BRC), Clear Maple (CMB), Custom Grey (CGY), Dark Espresso (DES), Designer White (DWT), Fashionista (FAS), First Class (FCL), Noce Biondo (NBL), Noce Grigio (NGL), Noce Leggero (NEL), Noce Medio (NML), Quartered Mahogany (QTM), Sheer Beauty (SBY), Stonedust (SDT), Storm Grey (SOG), Walnut Heights (WHE), White Chocolate (WHC) and Winter Cherry (WCR). Please specify. Custom high pressure laminate finishes will be considered upon request.
- Ganging brackets (#7892) are sold separately. Ganging brackets are to be used on armless seating if interconnection to another armless seating unit is required. Bench and ottomans only gang to other benches/ottomans, cannot gang with seating units. Brackets come with a template for installation.
- Upholstery options: fabric, vinyl or leather. Vinyl and leather models may feature stitch detail across the seat and/or back cushions, if applicable.

OPTIONAL FEATURES

- For highly resilient, high density Ultracell foam on seat, please specify (UC) after the model number. One seater add \$99. Two seater add \$197. Three seater add \$295. Four seater add \$395.
- For leg frame finish options, please see page 360. Upcharges apply for plated finishes:
  - (CHM) Chrome. Add \$131.
  - (BCH) Brushed Chrome. Add \$246 for corner units. Add \$177 for single seat units. Add \$220 for two seat units. Add \$270 for three seat units. Add \$320 for four seat units.
  - (SBR) Satin Brass. Add \$377 for corner units. Add \$281 for single seat units. Add \$381 for two seat units. Add \$481 for three seat units. Add \$581 for four seat units.
  - (ACO) Antique Copper. Add \$377 for corner units. Add \$281 for single seat units. Add \$381 for two seat units. Add \$481 for three seat units. Add \$581 for four seat units.
- For leg frame finish options on occasional tables, please see page 360. Upcharges apply for plated finishes (see models for upcharges).
- Power/USB units are available in tables. Each unit includes two power outlets and two double USB terminals and is equipped with a 6' long three-prong power cord. The power units are available in Jet Black (J1) or White (W1). Add \$729 per unit. Please see electrical placement below for predetermined locations.
- If you would like fabric/vinyl on the shell of a chair with leather seat + back cushions, please submit a multi fabric form (multi fabric grade will apply). Please note: the reverse is not available (leather on the shell of the chair with fabric/vinyl seat + back cushions).

ELECTRICAL PLACEMENT

Coffee/End Tables: Predetermined location is on the end/side of the unit J1 (Black) or W1 (White).



DESCRIPTION

FEATURES

MODEL #

STANDARD TEXTILE GRADES



Ganging Bracket Kit

COM: N/A  
 Unit weight: 0.25 LB | 0.1 KG  
 Carton weight: 0.25 LB | 0.11 KG  
 Carton volume: 0.01 FT³ | 0.0003 MT³

Kit includes 2 brackets, 4 screws and a template. Only one set is needed per unit.


List price							
7892	18						
OVERALL DIMENSIONS			SEAT DIMENSIONS			BACK DIMENSIONS	
W	D	H	W	D	H	W	H
IN	0.5	3.87	2	-	-	-	-
MM	13	98	51	-	-	-	-

RTA 00





DESCRIPTION FEATURES MODEL# STANDARD TEXTILE GRADES



**Linking Corner Unit**  
 COM: 6.25 YD | 5.72 M  
 Unit weight: 65 LB | 29.5 KG  
 Carton weight: 75 LB | 34.02 KG  
 Carton volume: 30.25 FT³ | 0.85 MT³

Ganging hardware not included.  
 Armless side(s) can be equipped with ganging brackets, model 7892.

	1	2	3	4	5	6	7	8	9	10	11	12
<b>S7862</b>	-	-	-	-	1882	2176	2470	2726	3045	3345	3751	4326

OVERALL DIMENSIONS			SEAT DIMENSIONS			BACK DIMENSIONS	
W	D	H	W	D	H	W	H
IN 37	37	31	26	26	17.5	26	13.5
MM 940	940	787	660	660	445	660	343

**RTA 00** 1 per carton




**Single Seat w/Arms**  
 COM: 4.5 YD | 4.11 M  
 Unit weight: 71 LB | 32.3 KG  
 Carton weight: 81 LB | 36.74 KG  
 Carton volume: 21 FT³ | 0.59 MT³

Freestanding unit only.


	1	2	3	4	5	6	7	8	9	10	11	12
<b>S7875</b>	-	-	-	-	1328	1540	1751	1936	2165	2381	2674	3088

OVERALL DIMENSIONS			SEAT DIMENSIONS			BACK DIMENSIONS	
W	D	H	W	D	H	W	H
IN 30	31	30	22	19.5	17.5	22	12.5
MM 762	787	762	559	495	445	559	318

**RTA 00** 1 per carton



**S7875RT**



**S7875LT**

**Single Seat w/Arms & Laminate Tablet**  
 COM: 4.5 YD | 4.11 M  
 Unit weight: 79 LB | 35.9 KG  
 Carton weight: 89 LB | 40.37 KG  
 Carton volume: 22.5 FT³ | 0.63 MT³

Freestanding unit only.

	1	2	3	4	5	6	7	8	9	10	11	12
<b>S7875LT</b> S7875RT	-	-	-	-	1760	1972	2183	2368	2597	2813	3106	3520

OVERALL DIMENSIONS			SEAT DIMENSIONS			BACK DIMENSIONS	
W	D	H	W	D	H	W	H
IN 31.5	33.5	30	22	19.5	17.5	22	12.5
MM 800	851	762	559	495	445	559	318

**RTA 00** 1 per carton




**Armless Single Seat**  
 COM: 3 YD | 2.74 M  
 Unit weight: 39 LB | 17.7 KG  
 Carton weight: 45 LB | 20.41 KG  
 Carton volume: 15.5 FT³ | 0.43 MT³

Ganging hardware not included.  
 Armless side(s) can be equipped with ganging brackets, model 7892.


	1	2	3	4	5	6	7	8	9	10	11	12
<b>S7895</b>	-	-	-	-	1328	1469	1610	1733	1886	2030	2225	2501

OVERALL DIMENSIONS			SEAT DIMENSIONS			BACK DIMENSIONS	
W	D	H	W	D	H	W	H
IN 22	31	30.75	22	18.5	17.5	22	12.5
MM 559	787	781	559	470	445	559	318

**RTA 00** 1 per carton



**S7901R**



**S7901L**



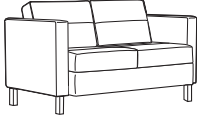
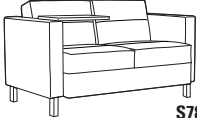
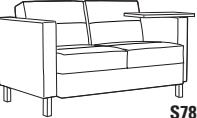
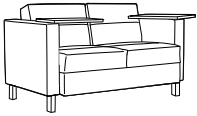

**Single Seat w/One Arm**  
 COM: 4 YD | 3.66 M  
 Unit weight: 55 LB | 25 KG  
 Carton weight: 65 LB | 29.48 KG  
 Carton volume: 21 FT³ | 0.59 MT³

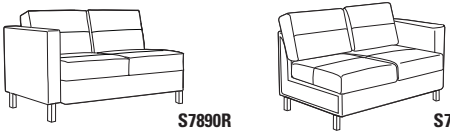

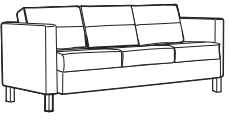
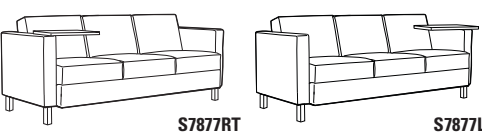
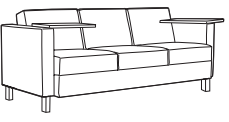
Ganging hardware not included.  
 Armless side can be equipped with ganging brackets, model 7892.


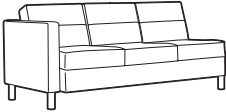
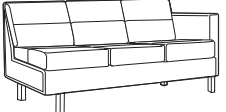
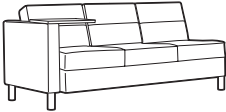
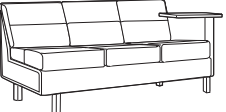
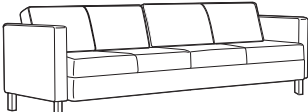
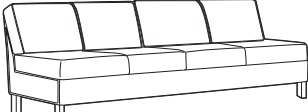
	1	2	3	4	5	6	7	8	9	10	11	12
<b>S7901L</b> S7901R	-	-	-	-	1328	1516	1704	1868	2072	2264	2524	2892

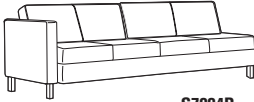
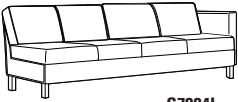
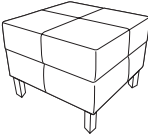

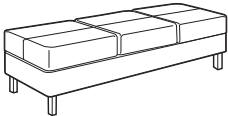
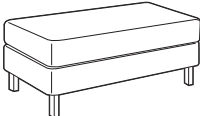
OVERALL DIMENSIONS			SEAT DIMENSIONS			BACK DIMENSIONS	
W	D	H	W	D	H	W	H
IN 26	31	30.75	22	19.5	17.5	22	12.5
MM 660	787	781	559	495	445	559	318

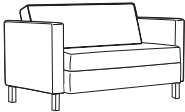
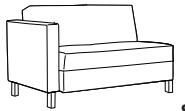




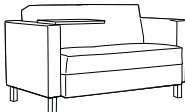
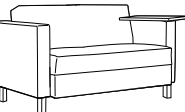
**RTA 00** 1 per carton

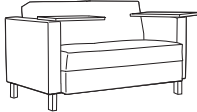
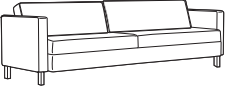
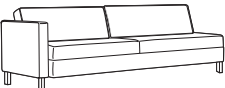
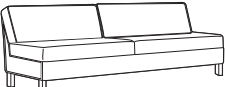
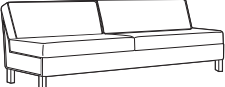
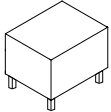
DESCRIPTION	FEATURES	MODEL#	STANDARD TEXTILE GRADES														
			1	2	3	4	5	6	7	8	9	10	11	12			
 <p><b>S7901RRT</b></p> <p><b>Single Seat w/One Arm &amp; Laminate Tablet</b>                      COM: 4 YD   3.66 M                      Unit weight: 63 LB   28.6 KG                      Carton weight: 73 LB   33.11 KG                      Carton volume: 22.5 FT³   0.63 MT³</p>	 <p><b>S7901LLT</b></p> <p>Ganging hardware not included.                       Armless side(s) can be equipped with ganging brackets, model 7892.</p>	<p><b>S7901LLT</b> S7901RRT</p>	1	2	3	4	5	6	7	8	9	10	11	12			
			-	-	-	-	1760	1948	2136	2300	2504	2696	2956	3324			
<p><b>OVERALL DIMENSIONS</b></p> <p>W D H</p>			<p><b>SEAT DIMENSIONS</b></p> <p>W D H</p>			<p><b>BACK DIMENSIONS</b></p> <p>W H</p>											
<p>IN 27.5 31 30.75 22 19.5 17.5 22 12.5</p> <p>MM 699 787 781 559 495 445 559 318</p>			<p><b>RTA 00</b> 1 per carton</p>														
 <p><b>S7876</b></p> <p><b>Two Seater w/Arms</b>                      COM: 6.25 YD   5.72 M                      Unit weight: 110 LB   50 KG                      Carton weight: 122 LB   55.34 KG                      Carton volume: 36 FT³   1.01 MT³</p>	<p>Freestanding unit only.</p>	<p><b>S7876</b></p>	1	2	3	4	5	6	7	8	9	10	11	12			
			-	-	-	-	1882	2176	2470	2726	3045	3345	3751	4326			
<p><b>OVERALL DIMENSIONS</b></p> <p>W D H</p>			<p><b>SEAT DIMENSIONS</b></p> <p>W D H</p>			<p><b>BACK DIMENSIONS</b></p> <p>W H</p>											
<p>IN 51.25 31 30 43.25 19.5 17.5 43.25 12.5</p> <p>MM 1302 787 762 1099 495 445 1099 318</p>			<p><b>RTA 00</b> 1 per carton</p>														
 <p><b>S7876RT</b></p>	 <p><b>S7876LT</b></p>	<p><b>S7876LT</b> S7876RT</p>	1	2	3	4	5	6	7	8	9	10	11	12			
			-	-	-	-	2312	2606	2900	3156	3475	3775	4181	4756			
<p><b>Two Seater w/Arms &amp; Laminate Tablet</b>                      COM: 6.25 YD   5.72 M                      Unit weight: 118 LB   53.6 KG                      Carton weight: 130 LB   58.97 KG                      Carton volume: 41.25 FT³   1.16 MT³</p>			<p>Freestanding unit only.</p>														
<p><b>OVERALL DIMENSIONS</b></p> <p>W D H</p>			<p><b>SEAT DIMENSIONS</b></p> <p>W D H</p>			<p><b>BACK DIMENSIONS</b></p> <p>W H</p>											
<p>IN 52.75 33.5 30 43.25 19.5 17.5 43.25 12.5</p> <p>MM 1340 851 762 1099 495 445 1099 318</p>			<p><b>RTA 00</b> 1 per carton</p>														
 <p><b>S7876LRT</b></p>	<p>Freestanding unit only.</p>	<p><b>S7876LRT</b></p>	1	2	3	4	5	6	7	8	9	10	11	12			
			-	-	-	-	2745	3039	3333	3589	3908	4208	4614	5189			
<p><b>Two Seater w/Arms &amp; Laminate Tablets</b>                      COM: 6.25 YD   5.72 M                      Unit weight: 126 LB   57.3 KG                      Carton weight: 138 LB   62.6 KG                      Carton volume: 41.25 FT³   1.16 MT³</p>			<p>Freestanding unit only.</p>														
<p>Left and right tablets.</p>			<p><b>OVERALL DIMENSIONS</b></p> <p>W D H</p>			<p><b>SEAT DIMENSIONS</b></p> <p>W D H</p>			<p><b>BACK DIMENSIONS</b></p> <p>W H</p>								
<p>IN 54.25 33.5 30 43.25 19.5 17.5 43.25 12.5</p> <p>MM 1378 851 762 1099 495 445 1099 318</p>			<p><b>RTA 00</b> 1 per carton</p>														
 <p><b>S7896</b></p>	<p>Ganging hardware not included.</p>	<p><b>S7896</b></p>	1	2	3	4	5	6	7	8	9	10	11	12			
			-	-	-	-	1882	2117	2352	2557	2812	3052	3377	3837			
<p><b>Armless Two Seater</b>                      COM: 5 YD   4.57 M                      Unit weight: 78 LB   35.5 KG                      Carton weight: 90 LB   40.82 KG                      Carton volume: 36 FT³   1.01 MT³</p>			<p>Armless side(s) can be equipped with ganging brackets, model 7892.</p>														
<p><b>OVERALL DIMENSIONS</b></p> <p>W D H</p>			<p><b>SEAT DIMENSIONS</b></p> <p>W D H</p>			<p><b>BACK DIMENSIONS</b></p> <p>W H</p>											
<p>IN 43.25 31 30.75 43.25 19.5 17.5 43.25 13.25</p> <p>MM 1099 787 781 1099 495 445 1099 337</p>			<p><b>RTA 00</b> 1 per carton</p>														

DESCRIPTION	FEATURES	MODEL#	STANDARD TEXTILE GRADES											
			1	2	3	4	5	6	7	8	9	10	11	12
 <p><b>S7890R</b>      <b>S7890L</b></p> <p><b>Two Seater w/One Arm</b>                      COM: 5.25 YD   4.8 M                      Unit weight: 94 LB   42.7 KG                      Carton weight: 106 LB   48.08 KG                      Carton volume: 36 FT³   1.01 MT³</p>	<p>Ganging hardware not included.</p> <p>Armless side can be equipped with ganging brackets, model 7892.</p>	<b>S7890L</b> S7890R	-	-	-	-	1882	2129	2376	2591	2859	3111	3452	3935
			<b>OVERALL DIMENSIONS</b>			<b>SEAT DIMENSIONS</b>			<b>BACK DIMENSIONS</b>					
			<b>W</b>	<b>D</b>	<b>H</b>	<b>W</b>	<b>D</b>	<b>H</b>	<b>W</b>	<b>H</b>				
			IN 47.25	31	30.75	43.25	19.5	17.5	43.25	13.25				
			MM 1200	787	781	1099	495	445	1099	337				
		<b>RTA 00</b>	1 per carton											
 <p><b>S7890RRT</b>      <b>S7890LLT</b></p> <p><b>Two Seater w/One Arm and Laminate Tablet</b>                      COM: 5.25 YD   4.8 M                      Unit weight: 102 LB   46.4 KG                      Carton weight: 114 LB   51.71 KG                      Carton volume: 41.25 FT³   1.16 MT³</p>	<p>Ganging hardware not included.</p> <p>Armless side(s) can be equipped with ganging brackets, model 7892.</p>	<b>S7890LLT</b> S7890RRT	-	-	-	-	2312	2559	2806	3021	3289	3541	3882	4365
			<b>OVERALL DIMENSIONS</b>			<b>SEAT DIMENSIONS</b>			<b>BACK DIMENSIONS</b>					
			<b>W</b>	<b>D</b>	<b>H</b>	<b>W</b>	<b>D</b>	<b>H</b>	<b>W</b>	<b>H</b>				
			IN 48.75	33.5	30.75	43.25	19.5	17.5	43.25	13.25				
			MM 1238	851	781	1099	495	445	1099	337				
		<b>RTA 00</b>	1 per carton											
 <p><b>S7877</b></p> <p><b>Three Seater w/Arms</b>                      COM: 8.75 YD   8 M                      Unit weight: 149 LB   67.7 KG                      Carton weight: 163 LB   73.94 KG                      Carton volume: 50.25 FT³   1.42 MT³</p>	<p>Freestanding unit only.</p>	<b>S7877</b>	-	-	-	-	2432	2843	3255	3613	4060	4480	5048	5853
			<b>OVERALL DIMENSIONS</b>			<b>SEAT DIMENSIONS</b>			<b>BACK DIMENSIONS</b>					
			<b>W</b>	<b>D</b>	<b>H</b>	<b>W</b>	<b>D</b>	<b>H</b>	<b>W</b>	<b>H</b>				
			IN 72.5	31	30	64.5	19.5	17.5	64.5	12.5				
			MM 1842	787	762	1638	495	445	1638	318				
		<b>RTA 00</b>	1 per carton											
 <p><b>S7877RT</b>      <b>S7877LT</b></p> <p><b>Three Seater w/Arms and Laminate Tablet</b>                      COM: 8.75 YD   8 M                      Unit weight: 157 LB   71.4 KG                      Carton weight: 171 LB   77.56 KG                      Carton volume: 55.5 FT³   1.57 MT³</p>	<p>Freestanding unit only.</p>	<b>S7877LT</b> S7877RT	-	-	-	-	2863	3274	3686	4044	4491	4911	5479	6284
			<b>OVERALL DIMENSIONS</b>			<b>SEAT DIMENSIONS</b>			<b>BACK DIMENSIONS</b>					
			<b>W</b>	<b>D</b>	<b>H</b>	<b>W</b>	<b>D</b>	<b>H</b>	<b>W</b>	<b>H</b>				
			IN 74	33.5	30	64.5	19.5	17.5	64.5	12.5				
			MM 1880	851	762	1638	495	445	1638	318				
		<b>RTA 00</b>	1 per carton											
 <p><b>S7877LRT</b></p> <p><b>Three Seater w/Arms and Laminate Tablets</b>                      COM: 8.75 YD   8 M                      Unit weight: 165 LB   75 KG                      Carton weight: 179 LB   81.19 KG                      Carton volume: 55.5 FT³   1.57 MT³</p>	<p>Freestanding unit only.</p> <p>Left and right tablets.</p>	<b>S7877LRT</b>	-	-	-	-	3295	3706	4118	4476	4923	5343	5911	6716
			<b>OVERALL DIMENSIONS</b>			<b>SEAT DIMENSIONS</b>			<b>BACK DIMENSIONS</b>					
			<b>W</b>	<b>D</b>	<b>H</b>	<b>W</b>	<b>D</b>	<b>H</b>	<b>W</b>	<b>H</b>				
			IN 75.5	33.5	30	64.5	19.5	17.5	64.5	12.5				
			MM 1918	851	762	1638	495	445	1638	318				
		<b>RTA 00</b>	1 per carton											

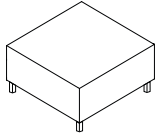
DESCRIPTION	FEATURES	MODEL#	STANDARD TEXTILE GRADES											
			1	2	3	4	5	6	7	8	9	10	11	12
 <p><b>Armless Three Seater</b> COM: 8.25 YD   7.54 M Unit weight: 117 LB   53.2 KG Carton weight: 131 LB   59.42 KG Carton volume: 50.25 FT³   1.42 MT³</p>	<p>Ganging hardware not included.</p> <p>Armless side(s) can be equipped with ganging brackets, model 7892.</p>	<b>S7897</b>	-	-	-	-	2432	2820	3208	3546	3967	4363	4899	5658
			<b>OVERALL DIMENSIONS</b>			<b>SEAT DIMENSIONS</b>			<b>BACK DIMENSIONS</b>					
			<b>W</b>	<b>D</b>	<b>H</b>	<b>W</b>	<b>D</b>	<b>H</b>	<b>W</b>	<b>H</b>				
			IN 64.5 MM 1638	31 787	30.75 781	64.5 1638	19.5 495	17.5 445	64.5 1638	13.25 337				
			<b>RTA 00</b>	1 per carton										
 <p><b>S7891R</b></p>  <p><b>S7891L</b></p>	<p>Ganging hardware not included.</p> <p>Armless side can be equipped with ganging brackets, model 7892.</p>	<b>S7891L</b> S7891R	-	-	-	-	2432	2773	3114	3411	3781	4129	4600	5267
			<b>OVERALL DIMENSIONS</b>			<b>SEAT DIMENSIONS</b>			<b>BACK DIMENSIONS</b>					
			<b>W</b>	<b>D</b>	<b>H</b>	<b>W</b>	<b>D</b>	<b>H</b>	<b>W</b>	<b>H</b>				
			IN 68.5 MM 1740	31 787	30.75 781	64.5 1638	19.5 495	17.5 445	64.5 1638	13.25 337				
			<b>RTA 00</b>	1 per carton										
 <p><b>S7891RRT</b></p>  <p><b>S7891LLT</b></p>	<p>Ganging hardware not included.</p> <p>Armless side(s) can be equipped with ganging brackets, model 7892.</p>	<b>S7891LLT</b> S7891RRT	-	-	-	-	2863	3204	3545	3842	4212	4560	5031	5698
			<b>OVERALL DIMENSIONS</b>			<b>SEAT DIMENSIONS</b>			<b>BACK DIMENSIONS</b>					
			<b>W</b>	<b>D</b>	<b>H</b>	<b>W</b>	<b>D</b>	<b>H</b>	<b>W</b>	<b>H</b>				
			IN 70 MM 1778	31 787	30.75 781	64.5 1638	19.5 495	17.5 445	64.5 1638	13.25 337				
			<b>RTA 00</b>	1 per carton										
	<p>Freestanding unit only.</p>	<b>S7884</b>	-	-	-	-	3458	3940	4422	4842	5365	5857	6523	7466
			<b>OVERALL DIMENSIONS</b>			<b>SEAT DIMENSIONS</b>			<b>BACK DIMENSIONS</b>					
			<b>W</b>	<b>D</b>	<b>H</b>	<b>W</b>	<b>D</b>	<b>H</b>	<b>W</b>	<b>H</b>				
			IN 93.5 MM 2375	31 787	30 762	85.5 2172	19.5 495	17.5 445	85.5 2172	12.5 318				
			<b>RTA 00</b>	1 per carton										
	<p>Ganging hardware not included.</p> <p>Armless side(s) can be equipped with ganging brackets, model 7892.</p>	<b>S7884NA</b>	-	-	-	-	3458	3869	4281	4639	5086	5506	6074	6879
			<b>OVERALL DIMENSIONS</b>			<b>SEAT DIMENSIONS</b>			<b>BACK DIMENSIONS</b>					
			<b>W</b>	<b>D</b>	<b>H</b>	<b>W</b>	<b>D</b>	<b>H</b>	<b>W</b>	<b>H</b>				
			IN 85.5 MM 2172	31 787	30.75 781	85.5 2172	19.5 495	17.5 445	85.5 2172	12.5 318				
			<b>RTA 00</b>	1 per carton										

DESCRIPTION	FEATURES	MODEL#	STANDARD TEXTILE GRADES												
			1	2	3	4	5	6	7	8	9	10	11	12	
 <p><b>S7884R</b></p> <p><b>Four Seater w/One Arm</b> COM: 9.5 YD   8.69 M Unit weight: 172 LB   78.2 KG Carton weight: 188 LB   85.28 KG Carton volume: 69 FT³   1.95 MT³</p>	 <p><b>S7884L</b></p> <p>Ganging hardware not included.  Armless side can be equipped with ganging brackets, model 7892.</p>	<b>S7884L</b> S7884R	-	-	-	-	3458	3905	4351	4741	5225	5681	6299	7173	
			<b>OVERALL DIMENSIONS</b>			<b>SEAT DIMENSIONS</b>			<b>BACK DIMENSIONS</b>						
			<b>W</b>	<b>D</b>	<b>H</b>	<b>W</b>	<b>D</b>	<b>H</b>	<b>W</b>	<b>H</b>					
			IN 89.5	31	30.75	85.8	19.5	17.5	85.8	12.5					
			MM 2273	787	781	2179	495	445	2179	318					
			<b>RTA 00</b>	1 per carton											
 <p><b>Square Ottoman</b> COM: 1.5 YD   1.37 M Unit weight: 23 LB   10.5 KG Carton weight: 27 LB   12.25 KG Carton volume: 7.5 FT³   0.21 MT³</p>	<p>Ganging hardware not included.  Side(s) can be equipped with ganging brackets, model 7892. Does not gang to seating units.</p>	<b>S7879</b>	-	-	-	-	739	810	880	942	1018	1090	1188	1326	
			<b>OVERALL DIMENSIONS</b>			<b>SEAT DIMENSIONS</b>			<b>BACK DIMENSIONS</b>						
			<b>W</b>	<b>D</b>	<b>H</b>	<b>W</b>	<b>D</b>	<b>H</b>	<b>W</b>	<b>H</b>					
			IN 22	22	17	-	-	-	-	-					
			MM 559	559	432	-	-	-	-	-					
			<b>RTA 00</b>	1 per carton											
			courier												
 <p><b>Two Seater Bench</b> COM: 2.25 YD   2.06 M Unit weight: 36 LB   16.4 KG Carton weight: 42 LB   19.05 KG Carton volume: 11.5 FT³   0.32 MT³</p>	<p>Ganging hardware not included.  Side(s) can be equipped with ganging brackets, model 7892. Does not gang to seating units.</p>	<b>S7893</b>	-	-	-	-	1089	1195	1301	1393	1508	1616	1762	1969	
			<b>OVERALL DIMENSIONS</b>			<b>SEAT DIMENSIONS</b>			<b>BACK DIMENSIONS</b>						
			<b>W</b>	<b>D</b>	<b>H</b>	<b>W</b>	<b>D</b>	<b>H</b>	<b>W</b>	<b>H</b>					
			IN 43	21.5	17	-	-	-	-	-					
			MM 1092	546	432	-	-	-	-	-					
			<b>RTA 00</b>	1 per carton											
 <p><b>Three Seater Bench</b> COM: 3.75 YD   3.43 M Unit weight: 54 LB   24.5 KG Carton weight: 62 LB   28.12 KG Carton volume: 16.75 FT³   0.47 MT³</p>	<p>Ganging hardware not included.  Side(s) can be equipped with ganging brackets, model 7892. Does not gang to seating units.</p>	<b>S7894</b>	-	-	-	-	1547	1723	1900	2053	2245	2425	2668	3013	
			<b>OVERALL DIMENSIONS</b>			<b>SEAT DIMENSIONS</b>			<b>BACK DIMENSIONS</b>						
			<b>W</b>	<b>D</b>	<b>H</b>	<b>W</b>	<b>D</b>	<b>H</b>	<b>W</b>	<b>H</b>					
			IN 64.5	21.5	17	-	-	-	-	-					
			MM 1638	546	432	-	-	-	-	-					
			<b>RTA 00</b>	1 per carton											
 <p><b>Two Seater Bench - Single Cushion</b> COM: 2.25 YD   2.06 M Unit weight: 36 LB   16.4 KG Carton weight: 42 LB   19.05 KG Carton volume: 11.5 FT³   0.32 MT³</p>	<p>Ganging hardware not included.  Side(s) can be equipped with ganging brackets, model 7892. Does not gang to seating units.</p>	<b>S7905</b>	-	-	-	-	1089	1195	1301	1393	1508	1616	1762	1969	
			<b>OVERALL DIMENSIONS</b>			<b>SEAT DIMENSIONS</b>			<b>BACK DIMENSIONS</b>						
			<b>W</b>	<b>D</b>	<b>H</b>	<b>W</b>	<b>D</b>	<b>H</b>	<b>W</b>	<b>H</b>					
			IN 43	21.5	17	-	-	-	-	-					
			MM 1092	546	432	-	-	-	-	-					
			<b>RTA 00</b>	1 per carton											

DESCRIPTION	FEATURES	MODEL#	STANDARD TEXTILE GRADES														
			1	2	3	4	5	6	7	8	9	10	11	12			
 <p><b>Two Seater w/Arms - Single Cushion</b>                      COM: 6.5 YD   5.94 M                      Unit weight: 110 LB   50 KG                      Carton weight: 122 LB   55.34 KG                      Carton volume: 36 FT³   1.01 MT³</p>	Freestanding unit only.	<b>S7902</b>	-	-	-	-	1967	2273	2578	2845	3176	3488	3911	4509			
			OVERALL DIMENSIONS			SEAT DIMENSIONS			BACK DIMENSIONS								
			W	D	H	W	D	H	W	H							
			IN 51.25 MM 1302	31 787	30 762	43.25 1099	19.5 495	17.5 445	43.25 1099	12.5 318							
			<b>RTA 00</b>	1 per carton													
 <p><b>S7902R</b></p>  <p><b>S7902L</b></p> <p><b>Two Seater w/One Arm - Single Cushion</b>                      COM: 6.5 YD   5.94 M                      Unit weight: 102 LB   46.4 KG                      Carton weight: 114 LB   51.71 KG                      Carton volume: 36 FT³   1.01 MT³</p>	Ganging hardware not included.  Armless side can be equipped with ganging brackets, model 7892.	<b>S7902L</b> S7902R	-	-	-	-	1967	2273	2578	2845	3176	3488	3911	4509			
			OVERALL DIMENSIONS			SEAT DIMENSIONS			BACK DIMENSIONS								
			W	D	H	W	D	H	W	H							
			IN 47.25 MM 1200	31 787	30.75 781	43.25 1099	19.5 495	17.5 445	43.25 1099	13.25 337							
			<b>RTA 00</b>	1 per carton													
 <p><b>S7902RRT</b></p>  <p><b>S7902LLT</b></p> <p><b>Two Seater w/One Arm &amp; Lam. Tablet - Single Cushion</b>                      COM: 5.25 YD   4.8 M                      Unit weight: 102 LB   46.4 KG                      Carton weight: 114 LB   51.71 KG                      Carton volume: 36 FT³   1.01 MT³</p>	Ganging hardware not included.  Armless side can be equipped with ganging brackets, model 7892.	<b>S7902LLT</b> S7902RRT	-	-	-	-	2399	2646	2893	3108	3376	3628	3969	4452			
			OVERALL DIMENSIONS			SEAT DIMENSIONS			BACK DIMENSIONS								
			W	D	H	W	D	H	W	H							
			IN 48.75 MM 1238	33.5 851	30.75 781	43.25 1099	19.5 495	17.5 445	43.25 1099	13.25 337							
			<b>RTA 00</b>	1 per carton													
 <p><b>Armless Two Seater - Single Cushion</b>                      COM: 4.5 YD   4.11 M                      Unit weight: 78 LB   35.5 KG                      Carton weight: 90 LB   40.82 KG                      Carton volume: 36 FT³   1.01 MT³</p>	Ganging hardware not included.  Armless side(s) can be equipped with ganging brackets, model 7892.	<b>S7902NA</b>	-	-	-	-	1967	2179	2390	2575	2804	3020	3313	3727			
			OVERALL DIMENSIONS			SEAT DIMENSIONS			BACK DIMENSIONS								
			W	D	H	W	D	H	W	H							
			IN 43.25 MM 1099	31 787	30.75 781	43.25 1099	19.5 495	17.5 445	43.25 1099	13.25 337							
			<b>RTA 00</b>	1 per carton													
 <p><b>S7902RT</b></p>  <p><b>S7902LT</b></p> <p><b>Two Seater w/Arms &amp; Lam. Tablet - Single Cushion</b>                      COM: 6.5 YD   5.94 M                      Unit weight: 118 LB   53.6 KG                      Carton weight: 130 LB   58.97 KG                      Carton volume: 41.25 FT³   1.16 MT³</p>	Freestanding unit only.	<b>S7902LT</b> S7902RT	-	-	-	-	2399	2705	3010	3277	3608	3920	4343	4941			
			OVERALL DIMENSIONS			SEAT DIMENSIONS			BACK DIMENSIONS								
			W	D	H	W	D	H	W	H							
			IN 52.75 MM 1340	33.5 851	30 762	43.25 1099	19.5 495	17.5 445	43.25 1099	12.5 318							
			<b>RTA 00</b>	1 per carton													

DESCRIPTION	FEATURES	MODEL#	STANDARD TEXTILE GRADES											
			1	2	3	4	5	6	7	8	9	10	11	12
 <p><b>Two Seater w/Arms &amp; Lam. Tablets - Single Cushion</b>                      COM: 5.25 YD   4.8 M                      Unit weight: 115 LB   52.3 KG                      Carton weight: 127 LB   57.61 KG                      Carton volume: 41.25 FT³   1.16 MT³</p>	Freestanding unit only.  Left and right tablets.	<b>S7902LRT</b>	-	-	-	-	2829	3076	3323	3538	3806	4058	4399	4882
			<b>OVERALL DIMENSIONS</b>			<b>SEAT DIMENSIONS</b>			<b>BACK DIMENSIONS</b>					
			<b>W</b>	<b>D</b>	<b>H</b>	<b>W</b>	<b>D</b>	<b>H</b>	<b>W</b>	<b>H</b>				
			IN 54.25 MM 1378	33.5 851	30 762	43.25 1099	19.5 495	17.5 445	43.25 1099	12.5 318				
			<b>RTA 00</b>	1 per carton										
 <p><b>Four Seater w/Arms - Duo Cushion</b>                      COM: 10.25 YD   9.37 M                      Unit weight: 188 LB   85.5 KG                      Carton weight: 204 LB   92.53 KG                      Carton volume: 69 FT³   1.95 MT³</p>	Freestanding unit only.	<b>S7904</b>	-	-	-	-	3489	3971	4453	4873	5396	5888	6554	7497
			<b>OVERALL DIMENSIONS</b>			<b>SEAT DIMENSIONS</b>			<b>BACK DIMENSIONS</b>					
			<b>W</b>	<b>D</b>	<b>H</b>	<b>W</b>	<b>D</b>	<b>H</b>	<b>W</b>	<b>H</b>				
			IN 93.5 MM 2375	31 787	30 762	85.5 2172	19.5 495	17.5 445	85.5 2172	12.5 318				
			<b>RTA 00</b>	1 per carton										
  <p><b>Four Seater w/One Arm - Duo Cushion</b>                      COM: 9.5 YD   8.69 M                      Unit weight: 172 LB   78.2 KG                      Carton weight: 188 LB   85.29 KG                      Carton volume: 61.5 FT³   1.74 MT³</p>	Ganging hardware not included.  Armless side can be equipped with ganging brackets, model 7892.	<b>S7904R</b> <b>S7904L</b>	-	-	-	-	3489	3936	4382	4772	5256	5712	6330	7204
			<b>OVERALL DIMENSIONS</b>			<b>SEAT DIMENSIONS</b>			<b>BACK DIMENSIONS</b>					
			<b>W</b>	<b>D</b>	<b>H</b>	<b>W</b>	<b>D</b>	<b>H</b>	<b>W</b>	<b>H</b>				
			IN 89.5 MM 2273	31 787	30.75 781	85.5 2172	19.5 495	17.5 445	89.5 2273	12.5 318				
			<b>RTA 00</b>	1 per carton										
 <p><b>Armless Four Seater - Duo Cushion</b>                      COM: 8.75 YD   8 M                      Unit weight: 156 LB   70.9 KG                      Carton weight: 172 LB   78.02 KG                      Carton volume: 61.5 FT³   1.74 MT³</p>	Ganging hardware not included.  Armless side(s) can be equipped with ganging brackets, model 7892.	<b>S7904NA</b>	-	-	-	-	3489	3900	4312	4670	5117	5537	6105	6910
			<b>OVERALL DIMENSIONS</b>			<b>SEAT DIMENSIONS</b>			<b>BACK DIMENSIONS</b>					
			<b>W</b>	<b>D</b>	<b>H</b>	<b>W</b>	<b>D</b>	<b>H</b>	<b>W</b>	<b>H</b>				
			IN 85.5 MM 2172	31 787	30.75 781	85.5 2172	19.5 495	17.5 445	85.5 2172	12.5 318				
			<b>RTA 00</b>	1 per carton										
 <p><b>Cube End Table</b>                      COM: N/A                      Unit weight: 41 LB   18.6 KG                      Carton weight: 51 LB   23.13 KG                      Carton volume: 5.5 FT³   0.15 MT³</p>	Freestanding unit only.  For power/USB unit please see electrical placement chart.	<b>S7911</b>	List price											
			1268											
			<b>OVERALL DIMENSIONS</b>			<b>SEAT DIMENSIONS</b>			<b>BACK DIMENSIONS</b>					
			<b>W</b>	<b>D</b>	<b>H</b>	<b>W</b>	<b>D</b>	<b>H</b>	<b>W</b>	<b>H</b>				
			IN 20 MM 508	24 610	16 406	-	-	-	-	-				
<b>RTA 00</b>	1 per carton													

DESCRIPTION FEATURES MODEL# STANDARD TEXTILE GRADES



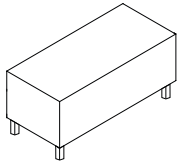
**Cube Square Coffee Table**  
 COM: N/A  
 Unit weight: 74 LB | 33.6 KG  
 Carton weight: 86 LB | 39.01 KG  
 Carton volume: 10.75 FT³ | 0.3 MT³

Leg finish upcharges:  
 Chrome (CHM) - add \$46  
 Brushed Chrome (BCH) - add \$221  
 Satin Brass (SBR) - add \$315  
 Antique Copper (ACO) - add \$315

Freestanding unit only.

For power/USB unit please see electrical placement chart.

List price									
<b>S7912</b>		1616							
OVERALL DIMENSIONS			SEAT DIMENSIONS			BACK DIMENSIONS			
W	D	H	W	D	H	W	H		
IN 33	33	14	-	-	-	-	-		
MM 838	838	356	-	-	-	-	-		
		<b>RTA 00</b>		1 per carton					



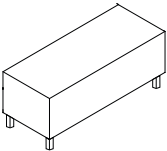
**Cube 40" Coffee Table**  
 COM: N/A  
 Unit weight: 56 LB | 25.5 KG  
 Carton weight: 66 LB | 29.94 KG  
 Carton volume: 8 FT³ | 0.22 MT³

Leg finish upcharges:  
 Chrome (CHM) - add \$67  
 Brushed Chrome (BCH) - add \$115  
 Satin Brass (SBR) - add \$246  
 Antique Copper (ACO) - add \$246

Freestanding unit only.

For power/USB unit please see electrical placement chart.

List price									
<b>S7913</b>		1534							
OVERALL DIMENSIONS			SEAT DIMENSIONS			BACK DIMENSIONS			
W	D	H	W	D	H	W	H		
IN 40	20	14	-	-	-	-	-		
MM 1016	508	356	-	-	-	-	-		
		<b>RTA 00</b>		1 per carton					



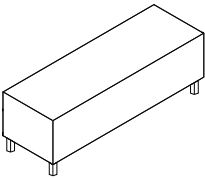
**Cube Extended 60" Coffee Table**  
 COM: N/A  
 Unit weight: 81 LB | 36.8 KG  
 Carton weight: 93 LB | 42.18 KG  
 Carton volume: 12 FT³ | 0.33 MT³

Leg finish upcharges:  
 Chrome (CHM) - add \$67  
 Brushed Chrome (BCH) - add \$99  
 Satin Brass (SBR) - add \$230  
 Antique Copper (ACO) - add \$230

Freestanding unit only.

For power/USB unit please see electrical placement chart.

List price									
<b>S7915</b>		2007							
OVERALL DIMENSIONS			SEAT DIMENSIONS			BACK DIMENSIONS			
W	D	H	W	D	H	W	H		
IN 60	20	14	-	-	-	-	-		
MM 1524	508	356	-	-	-	-	-		
		<b>RTA 00</b>		1 per carton					



**Cube Extended 72" Coffee Table**  
 COM: N/A  
 Unit weight: 107 LB | 48.53 KG  
 Carton weight: 107 LB | 48.53 KG  
 Carton volume: 14.25 FT³ | 0.4 MT³

Leg finish upcharges:  
 Chrome (CHM) - add \$81  
 Brushed Chrome (BCH) - add \$188  
 Satin Brass (SBR) - add \$313  
 Antique Copper (ACO) - add \$313

Freestanding unit only.

For power/USB unit please see electrical placement chart.

List price									
<b>S7916</b>		2087							
OVERALL DIMENSIONS			SEAT DIMENSIONS			BACK DIMENSIONS			
W	D	H	W	D	H	W	H		
IN 72	20	14	-	-	-	-	-		
MM 1829	508	356	-	-	-	-	-		
		<b>RTA 00</b>		1 per carton					



DRIFT SEATING



model 8034



model 8037



model 8030



model 8052



model 8022



model 8026

Drift Tables



For Drift tables, please see page 251.

EXAMPLE DRIFT SEATING ORDER CODE:

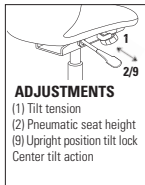
8030P	-S2	-WA50	-SE	-WA50	-R11
Model number	Sealed Seams (back)	Back/arm textile	Sealed seams (seat)	Seat textile	Patch color
-AAM	-NM	-NB			
Base finish	Glide type	Moisture barrier			

Release vinyl for arm and head patches

(R11) White	(R21) Red Barn	(R31) Green
(R12) Chalk	(R22) Brave Red	(R32) Blue
(R13) Stone	(R23) Gypsy Red	(R33) Black
(R14) Taupe	(R24) Cajun	(R34) Cool Grey
(R15) Orange	(R25) Vinyard	(R35) Thunder Grey
(R16) Country	(R26) Olive	(R36) Navy
(R17) Tuscan	(R27) Bonsai	(R37) Dark Chocolate
(R18) Cottage	(R28) Summer's Dream	(R38) Espresso
(R19) Yellow	(R29) Calico	

MECHANISM OPTIONS:

Tilter mechanism (-4)



Ergonomic features:

B, C, S, U

STANDARD FEATURES

- The soft seat, contoured back and arms provide the perfect balance of style and comfort.
- Wood fixed bases are made from beechwood and available in all standard wood finishes.
- Wood fixed and swivel base models are standard with White non-marking polycarbonate glides (see right column for additional glide options).
- Sled bases are standard in paint or plated finishes (see right column for upcharges).
- Sled base models are standard with clear polycarbonate glides (see right column for additional glide options).
- For increased durability on side and lounge chairs, select P and PH suffix models which are available with arm and head patches made from Global's Release vinyl. Please specify color.
- For ease of cleaning on side and lounge chairs, models with F suffix have flip-forward seats (material under seat matches chosen seat textile).
- Sealed seams are available on chair backs and/or seats (with upcharge). For sealed seams on Ottoman, choose model 8026S which is available in sealed seam approved textiles only.
- Moisture barrier can be added to seat cushions only (with upcharge) but cannot be combined with sealed seams.
- Assembled using tamperproof screws and comes shipped fully assembled.
- Upholstery options: fabric, vinyl or leather. Vinyl and leather models may feature stitch detail across the seat and/or back cushions, if applicable.
- Active weight capacity for this series is 300 lbs

SIDE CHAIRS

- Available with six base options: sled, wood fixed, wood four star swivel, Chrome four star swivel, high four star swivel and five star base on casters.
- High four star swivel base is polished aluminum with White non-marking glides (see right column for additional glide options).
- Chairs on casters with five star 360° base swivel, are height adjustable with a 4" seat height range and include a tilting mechanism with upright tilt lock. Carpet and hard floor casters are available (see right column for caster options).

LOUNGE CHAIRS

- Available with four base options: sled, wood fixed, wood four star swivel and Chrome four star swivel.
- Chrome four star swivel models are available with 360° self-centering or swivel option. Base only available in polished Chrome.
- Available in two seat heights: 17" with a classic lounge angle or 18" with a reduced back angle for ease of sitting and standing.

STOOLS

- Counter or bar height stools are available with three base options: sled, wood fixed and metal four star swivel.



OTTOMAN


- Features a weighted bottom to always maintain an upright position and White non-marking glides.

Please add option codes in the following order:


- Model number**  
specify model number
- Back seams and textile**  
(NS) no sealed back seams  
(S2) sealed back seams. See model for upcharge. Specify textile code.
- Seat seams and textile**  
(NS) no sealed seat seams  
(SE) sealed seat seams. See model for upcharge. Specify textile code.
- Arm and head patch textile**  
(for P and PH suffix models) See bottom left for Release vinyl arm and head patches color chart.
- Base height** (lounge seating only)  
(S17) 17" seat height  
(S18) 18" seat height
- Wood base finish** (wood base models only)  

(AAM) Absolute	(NLW) Natural Walnut
(BKM) Black	(ASM) Night
(ACM) Cherry	(NBM) Noce Biondo
(EOM) English Oak	(NGM) Noce Grigio
(ECM) Espresso Cafe	(NEM) Noce Leggero
(TFM) Fruitwood	(NMM) Noce Medio
(HGM) Gray	(SKM) Shaker Cherry
(AHM) Honey	(TWM) Walnut
(TMM) Mahogany	(WTM) WC Cream
(AVM) Maple	(WHM) White
(MVM) Medium Walnut	(WCM) Winter Cherry
- Frame finish** (sled base models only)  
For leg frame finish options, please see page 360. Upcharges apply for the following plated finish:  
(CHM) Chrome. Add \$41 for side/lounge. Add \$79 for counter. Add \$79 for bar.
- Base finish** (five star base side chair only)  
(A7) polished aluminum
- Cylinder selection**  
(Chrome swivel lounge models only)  
(DSC) swivel cylinder  
(DAC) self-centering
- Glide type** (wood base seating only)  
(NM) White non-marking nylon for most surfaces (standard)  
(SG) steel cushioned glides for carpeted surfaces. Add \$17.  
(RG) non-slip rubber glides for most hard floor surfaces. Add \$22.  
(FG) felt glides for most hard floor surfaces. Add \$22.
- Glide type** (wire sled base seating)  
(CG) clear polycarbonate glides for most surfaces (standard)  
(XG) no glides  
(SG) steel cushioned glides for carpeted surfaces. Add \$19.  
(RG) rubber glides for most hard floor surfaces. Add \$19.  
(FG) felt glides for most hard floor surfaces. Add \$19.
- Glide type** (high four star base chairs)  
(NM) White polyethylene non-marking for most surfaces (standard)  
(FG) felt glides for most hard floor surfaces. Add \$22.
- Caster type** (five star base chairs)  
(DC) 2" casters for carpeted surfaces.  
(RC) 2" casters for most hard floor surfaces. Add \$17.
- Moisture barrier** (not available with sealed seams)  
(NB) no moisture barrier.  
(MB) moisture barrier (seat only). Add \$81.


DESCRIPTION	FEATURES	MODEL #	STANDARD TEXTILE GRADES													
			1	2	3	4	5	6	7	8	9	10	11	12		
 <p><b>Ottoman</b> COM: 2 YD   1.83 M Unit weight: 25 LB   11.4 KG Carton weight: 31 LB   14.06 KG Carton volume: 8.5 FT³   0.24 MT³</p>			8026	803	867	922	983	1086	1179	1274	1355	1458	1554	1683	1867	
			8026S	905	969	1024	1085	1188	1281	1376	1457	1560	1656	1785	1969	
				sealed seams												
				<b>OVERALL DIMENSIONS</b>			<b>SEAT DIMENSIONS</b>			<b>BACK DIMENSIONS</b>						
				<b>W</b>	<b>D</b>	<b>H</b>	<b>W</b>	<b>D</b>	<b>H</b>	<b>W</b>	<b>H</b>					
				IN 18.5	18.5	18	-	-	-	-	-	-	-	-	-	-
				MM 470	470	457	-	-	-	-	-	-	-	-	-	-
				<b>RTA 00</b>		1 per carton										

DESCRIPTION	FEATURES	MODEL #	STANDARD TEXTILE GRADES													
			1	2	3	4	5	6	7	8	9	10	11	12		
 <p><b>Side Chair w/Sled Base</b> COM: 2 YD   1.83 M Unit weight: 22 LB   10 KG Carton weight: 31 LB   14.06 KG Carton volume: 13.25 FT³   0.37 MT³</p>			8023	1389	1453	1507	1570	1671	1765	1859	1941	2043	2139	2269	2453	
			8023F	1489	1561	1622	1692	1806	1912	2018	2110	2225	2333	2479	2686	
				flip-forward seat												
				8023P	1409	1473	1527	1590	1691	1785	1879	1961	2063	2159	2289	2473
				with arm patches												
				8023PF	1509	1581	1642	1712	1826	1932	2038	2130	2245	2353	2499	2706
				with arm patches + flip-forward seat												
				<b>OVERALL DIMENSIONS</b>			<b>SEAT DIMENSIONS</b>			<b>BACK DIMENSIONS</b>						
				<b>W</b>	<b>D</b>	<b>H</b>	<b>W</b>	<b>D</b>	<b>H</b>	<b>W</b>	<b>H</b>					
				IN 24.5	23	31	18	17.5	18	15	13					
			MM 622	584	787	457	445	457	381	330						
			<b>RTA 00</b>	1 per carton												

sealed seam upcharges	(S2)	(SE)
8023	Add \$33	Add \$25
8023F	Add \$33	Add \$40
8023P	Add \$49	Add \$25
8023PF	Add \$49	Add \$40

DESCRIPTION	FEATURES	MODEL #	STANDARD TEXTILE GRADES													
			1	2	3	4	5	6	7	8	9	10	11	12		
 <p><b>Side Chair w/Four-Legged Wood Base</b> COM: 2 YD   1.83 M Unit weight: 24 LB   10.9 KG Carton weight: 31 LB   14.06 KG Carton volume: 15.75 FT³   0.44 MT³</p>			8030	1469	1533	1587	1650	1751	1845	1939	2021	2123	2219	2349	2533	
			8030F	1569	1641	1702	1772	1886	1992	2098	2190	2305	2413	2559	2766	
				flip-forward seat												
				8030P	1489	1553	1607	1670	1771	1865	1959	2041	2143	2239	2369	2553
				with arm patches												
				8030PF	1589	1661	1722	1792	1906	2012	2118	2210	2325	2433	2579	2786
				with arm patches + flip-forward seat												
				<b>OVERALL DIMENSIONS</b>			<b>SEAT DIMENSIONS</b>			<b>BACK DIMENSIONS</b>						
				<b>W</b>	<b>D</b>	<b>H</b>	<b>W</b>	<b>D</b>	<b>H</b>	<b>W</b>	<b>H</b>					
				IN 24.5	23	31	18	17.5	18	15	13					
			MM 622	584	787	457	445	457	381	330						
			<b>RTA 00</b>	1 per carton												

sealed seam upcharges	(S2)	(SE)
8030	Add \$33	Add \$25
8030F	Add \$33	Add \$40
8030P	Add \$49	Add \$25
8030PF	Add \$49	Add \$40

DESCRIPTION	FEATURES	MODEL #	STANDARD TEXTILE GRADES													
			1	2	3	4	5	6	7	8	9	10	11	12		
 <p><b>Side Chair w/Wood Swivel Base</b> COM: 2 YD   1.83 M Unit weight: 24 LB   10.9 KG Carton weight: 31 LB   14.06 KG Carton volume: 15.75 FT³   0.44 MT³</p>			8031	1706	1770	1824	1887	1988	2082	2176	2258	2360	2456	2586	2770	
			8031F	1806	1878	1939	2009	2123	2229	2335	2427	2542	2650	2796	3003	
				flip-forward seat												
				8031P	1726	1790	1844	1907	2008	2102	2196	2278	2380	2476	2606	2790
				with arm patches												
				8031PF	1826	1898	1959	2029	2143	2249	2355	2447	2562	2670	2816	3023
				with arm patches + flip-forward seat												
				<b>OVERALL DIMENSIONS</b>			<b>SEAT DIMENSIONS</b>			<b>BACK DIMENSIONS</b>						
				<b>W</b>	<b>D</b>	<b>H</b>	<b>W</b>	<b>D</b>	<b>H</b>	<b>W</b>	<b>H</b>					
				IN 24.5	23	31	18	17.5	18	15	13					
			MM 622	584	787	457	445	457	381	330						
			<b>RTA 00</b>	1 per carton												

sealed seam upcharges	(S2)	(SE)
8031	Add \$33	Add \$25
8031F	Add \$33	Add \$40
8031P	Add \$49	Add \$25
8031PF	Add \$49	Add \$40

DESCRIPTION FEATURES MODEL # STANDARD TEXTILE GRADES



**Side Chair w/Chrome Swivel Base**  
 COM: 2 YD | 1.83 M  
 Unit weight: 24 LB | 10.9 KG  
 Carton weight: 31 LB | 14.06 KG  
 Carton volume: 15.75 FT³ | 0.44 MT³

Model #	sealed seam upcharges	
	(S2)	(SE)
8032	Add \$33	Add \$25
8032F	Add \$33	Add \$40
8032P	Add \$49	Add \$25
8032PF	Add \$49	Add \$40

Model #	STANDARD TEXTILE GRADES											
	1	2	3	4	5	6	7	8	9	10	11	12
8032	1748	1812	1866	1929	2030	2124	2218	2300	2402	2498	2628	2812
8032F	1848	1920	1981	2051	2165	2271	2377	2469	2584	2692	2838	3045
8032P	1768	1832	1886	1949	2050	2144	2238	2320	2422	2518	2648	2832
8032PF	1868	1940	2001	2071	2185	2291	2397	2489	2604	2712	2858	3065

Model #	OVERALL DIMENSIONS			SEAT DIMENSIONS			BACK DIMENSIONS		
	W	D	H	W	D	H	W	H	
IN	24.5	23	31	18	17.5	18	15	13	
MM	622	584	787	457	445	457	381	330	

RTA 00 1 per carton



**Side Chair w/High Four Star Swivel Base**  
 COM: 2 YD | 1.83 M  
 Unit weight: 26.5 LB | 12 KG  
 Carton weight: 35.5 LB | 16.1 KG  
 Carton volume: 13.25 FT³ | 0.37 MT³

Fixed seat cushion only.

Model #	sealed seam upcharges	
	(S2)	(SE)
8021	Add \$33	Add \$25
8021P	Add \$49	Add \$25

Model #	STANDARD TEXTILE GRADES											
	1	2	3	4	5	6	7	8	9	10	11	12
8021	1558	1622	1676	1739	1840	1934	2028	2110	2212	2308	2438	2622
8021P	1578	1642	1696	1759	1860	1954	2048	2130	2232	2328	2458	2642

Model #	OVERALL DIMENSIONS			SEAT DIMENSIONS			BACK DIMENSIONS		
	W	D	H	W	D	H	W	H	
IN	24.5	23	32	18	17.5	18.5	15	13	
MM	622	584	813	457	445	470	381	330	

RTA 00 1 per carton



**Side Chair w/Five Star Swivel Tilt Base on Casters**  
 COM: 2 YD | 1.83 M  
 Unit weight: 28.5 LB | 13 KG  
 Carton weight: 37.5 LB | 17.01 KG  
 Carton volume: 15.75 FT³ | 0.44 MT³

Tilting mechanism with tilt lock.  
 Fixed seat cushion only.

Model #	sealed seam upcharges	
	(S2)	(SE)
8022	Add \$33	Add \$25
8022P	Add \$49	Add \$25

Model #	STANDARD TEXTILE GRADES											
	1	2	3	4	5	6	7	8	9	10	11	12
8022	1701	1765	1819	1882	1983	2077	2171	2253	2355	2451	2581	2765
8022P	1721	1785	1839	1902	2003	2097	2191	2273	2375	2471	2601	2785

Model #	OVERALL DIMENSIONS			SEAT DIMENSIONS			BACK DIMENSIONS		
	W	D	H	W	D	H	W	H	
IN	24.5	23	32.5	18	17.5	15	15	13	
MM	622	584	826	457	445	381	381	330	

RTA 00 1 per carton



**Low Back Lounge Chair w/Sled Base**  
 COM: 3.25 YD | 2.97 M  
 Unit weight: 42 LB | 19.1 KG  
 Carton weight: 52 LB | 23.59 KG  
 Carton volume: 19.25 FT³ | 0.54 MT³

Model #	sealed seam upcharges	
	(S2)	(SE)
8024	Add \$68	Add \$29
8024F	Add \$68	Add \$44
8024P	Add \$84	Add \$29
8024PF	Add \$84	Add \$44

Model #	STANDARD TEXTILE GRADES											
	1	2	3	4	5	6	7	8	9	10	11	12
8024	1829	1933	2021	2122	2287	2440	2593	2726	2892	3048	3259	3558
8024F	1954	2082	2190	2315	2518	2706	2894	3058	3262	3454	3714	4082
8024P	1849	1953	2041	2142	2307	2460	2613	2746	2912	3068	3279	3578
8024PF	1974	2102	2210	2335	2538	2726	2914	3078	3282	3474	3734	4102

Model #	OVERALL DIMENSIONS			SEAT DIMENSIONS			BACK DIMENSIONS		
	W	D	H	W	D	H	W	H	
IN	29	30	33	21.5	20	17	21	16	
MM	737	762	838	546	508	432	533	406	

RTA 00 1 per carton

DESCRIPTION FEATURES MODEL # STANDARD TEXTILE GRADES



**Low Back Lounge Chair w/Four-Legged Wood Base**  
 COM: 3.25 YD | 2.97 M  
 Unit weight: 43.5 LB | 19.8 KG  
 Carton weight: 53.5 LB | 24.27 KG  
 Carton volume: 19 FT³ | 0.53 MT³

Model #	sealed seam upcharges	
	(S2)	(SE)
<b>8025</b>	Add \$68	Add \$29
<b>8025F</b>	Add \$68	Add \$44
<b>8025P</b>	Add \$84	Add \$29
<b>8025PF</b>	Add \$84	Add \$44

	1	2	3	4	5	6	7	8	9	10	11	12
<b>8025</b>	2329	2433	2521	2622	2787	2940	3093	3226	3392	3548	3759	4058
<b>8025F</b>	2454	2582	2690	2815	3018	3206	3394	3558	3762	3954	4214	4582
flip-forward seat												
<b>8025P</b>	2349	2453	2541	2642	2807	2960	3113	3246	3412	3568	3779	4078
with arm patches												
<b>8025PF</b>	2474	2602	2710	2835	3038	3226	3414	3578	3782	3974	4234	4602
with arm patches + flip-forward seat												

	OVERALL DIMENSIONS			SEAT DIMENSIONS			BACK DIMENSIONS					
	W	D	H	W	D	H	W	H				
IN	29	30	33	21.5	20	17	21	16				
MM	737	762	838	546	508	432	533	406				
<b>RTA 00</b>	1 per carton											



**Low Back Lounge Chair w/Wood Swivel Base**  
 COM: 3.25 YD | 2.97 M  
 Unit weight: 43 LB | 19.5 KG  
 Carton weight: 53 LB | 24.04 KG  
 Carton volume: 19 FT³ | 0.53 MT³

Model #	sealed seam upcharges	
	(S2)	(SE)
<b>8033</b>	Add \$68	Add \$29
<b>8033F</b>	Add \$68	Add \$44
<b>8033P</b>	Add \$84	Add \$29
<b>8033PF</b>	Add \$84	Add \$44

	1	2	3	4	5	6	7	8	9	10	11	12
<b>8033</b>	2329	2433	2521	2622	2787	2940	3093	3226	3392	3548	3759	4058
<b>8033F</b>	2454	2582	2690	2815	3018	3206	3394	3558	3762	3954	4214	4582
flip-forward seat												
<b>8033P</b>	2349	2453	2541	2642	2807	2960	3113	3246	3412	3568	3779	4078
with arm patches												
<b>8033PF</b>	2474	2602	2710	2835	3038	3226	3414	3578	3782	3974	4234	4602
with arm patches + flip-forward seat												

	OVERALL DIMENSIONS			SEAT DIMENSIONS			BACK DIMENSIONS					
	W	D	H	W	D	H	W	H				
IN	29	30	33	21.5	20	17	21	16				
MM	737	762	838	546	508	432	533	406				
<b>RTA 00</b>	1 per carton											



**Low Back Lounge Chair w/Chrome Swivel Base**  
 COM: 3.25 YD | 2.97 M  
 Unit weight: 49 LB | 22.3 KG  
 Carton weight: 59 LB | 26.76 KG  
 Carton volume: 19.25 FT³ | 0.54 MT³

Model #	sealed seam upcharges	
	(S2)	(SE)
<b>8034</b>	Add \$68	Add \$29
<b>8034F</b>	Add \$68	Add \$44
<b>8034P</b>	Add \$84	Add \$29
<b>8034PF</b>	Add \$84	Add \$44

	1	2	3	4	5	6	7	8	9	10	11	12
<b>8034</b>	2344	2448	2536	2637	2802	2955	3108	3241	3407	3563	3774	4073
<b>8034F</b>	2469	2597	2705	2830	3033	3221	3409	3573	3777	3969	4229	4597
flip-forward seat												
<b>8034P</b>	2364	2468	2556	2657	2822	2975	3128	3261	3427	3583	3794	4093
with arm patches												
<b>8034PF</b>	2489	2617	2725	2850	3053	3241	3429	3593	3797	3989	4249	4617
with arm patches + flip-forward seat												

	OVERALL DIMENSIONS			SEAT DIMENSIONS			BACK DIMENSIONS					
	W	D	H	W	D	H	W	H				
IN	29	30	33	21.5	20	17	21	16				
MM	737	762	838	546	508	432	533	406				
<b>RTA 00</b>	1 per carton											



**Mid Back Lounge Chair w/Sled Base**  
 COM: 3.5 YD | 3.2 M  
 Unit weight: 42 LB | 19.1 KG  
 Carton weight: 52 LB | 23.59 KG  
 Carton volume: 25.5 FT³ | 0.72 MT³

Model #	sealed seam upcharges	
	(S2)	(SE)
<b>8016</b>	Add \$74	Add \$29
<b>8016F</b>	Add \$74	Add \$44
<b>8016P</b>	Add \$90	Add \$29
<b>8016PF</b>	Add \$90	Add \$44

	1	2	3	4	5	6	7	8	9	10	11	12
<b>8016</b>	1923	2035	2130	2238	2417	2581	2746	2889	3068	3236	3463	3785
<b>8016F</b>	2073	2209	2324	2456	2672	2872	3072	3246	3463	3667	3943	4334
flip-forward seat												
<b>8016P</b>	1943	2055	2150	2258	2437	2601	2766	2909	3088	3256	3483	3805
with arm patches												
<b>8016PF</b>	2093	2229	2344	2476	2692	2892	3092	3266	3483	3687	3963	4354
with arm patches + flip-forward seat												

	OVERALL DIMENSIONS			SEAT DIMENSIONS			BACK DIMENSIONS					
	W	D	H	W	D	H	W	H				
IN	29	31.5	38.5	21.5	20	17	21	21.5				
MM	737	800	978	546	508	432	533	546				
<b>RTA 00</b>	1 per carton											

DESCRIPTION FEATURES MODEL # STANDARD TEXTILE GRADES



**Mid Back Lounge Chair w/Four-Legged Wood Base**  
 COM: 3.5 YD | 3.2 M  
 Unit weight: 43.5 LB | 19.8 KG  
 Carton weight: 53.5 LB | 24.27 KG  
 Carton volume: 25.5 FT³ | 0.72 MT³

	sealed seam upcharges	
	(S2)	(SE)
<b>8027</b>	Add \$74	Add \$29
<b>8027F</b>	Add \$74	Add \$44
<b>8027P</b>	Add \$90	Add \$29
<b>8027PF</b>	Add \$90	Add \$44

	1	2	3	4	5	6	7	8	9	10	11	12
<b>8027</b>	2423	2535	2630	2738	2917	3081	3246	3389	3568	3736	3963	4285
<b>8027F</b>	2573	2709	2824	2956	3172	3372	3572	3746	3963	4167	4443	4834
flip-forward seat												
<b>8027P</b>	2443	2555	2650	2758	2937	3101	3266	3409	3588	3756	3983	4305
with arm patches												
<b>8027PF</b>	2593	2729	2844	2976	3192	3392	3592	3766	3983	4187	4463	4854
with arm patches + flip-forward seat												

	OVERALL DIMENSIONS			SEAT DIMENSIONS			BACK DIMENSIONS	
	W	D	H	W	D	H	W	H
IN	29	31.5	38.5	21.5	20	17	21	21.5
MM	737	800	978	546	508	432	533	546

**RTA 00** 1 per carton



**Mid Back Lounge Chair w/Wood Swivel Base**  
 COM: 3.5 YD | 3.2 M  
 Unit weight: 44 LB | 20 KG  
 Carton weight: 54 LB | 24.49 KG  
 Carton volume: 25.5 FT³ | 0.72 MT³

	sealed seam upcharges	
	(S2)	(SE)
<b>8035</b>	Add \$74	Add \$29
<b>8035F</b>	Add \$74	Add \$44
<b>8035P</b>	Add \$90	Add \$29
<b>8035PF</b>	Add \$90	Add \$44

	1	2	3	4	5	6	7	8	9	10	11	12
<b>8035</b>	2423	2535	2630	2738	2917	3081	3246	3389	3568	3736	3963	4285
<b>8035F</b>	2573	2709	2824	2956	3172	3372	3572	3746	3963	4167	4443	4834
flip-forward seat												
<b>8035P</b>	2443	2555	2650	2758	2937	3101	3266	3409	3588	3756	3983	4305
with arm patches												
<b>8035PF</b>	2593	2729	2844	2976	3192	3392	3592	3766	3983	4187	4463	4854
with arm patches + flip-forward seat												

	OVERALL DIMENSIONS			SEAT DIMENSIONS			BACK DIMENSIONS	
	W	D	H	W	D	H	W	H
IN	29	31.5	38.5	21.5	20	17	21	21.5
MM	737	800	978	546	508	432	533	546

**RTA 00** 1 per carton



**Mid Back Lounge Chair w/Chrome Swivel Base**  
 COM: 3.5 YD | 3.2 M  
 Unit weight: 50 LB | 22.7 KG  
 Carton weight: 60 LB | 27.22 KG  
 Carton volume: 25.5 FT³ | 0.72 MT³

	sealed seam upcharges	
	(S2)	(SE)
<b>8036</b>	Add \$74	Add \$29
<b>8036F</b>	Add \$74	Add \$44
<b>8036P</b>	Add \$90	Add \$29
<b>8036PF</b>	Add \$90	Add \$44

	1	2	3	4	5	6	7	8	9	10	11	12
<b>8036</b>	2439	2551	2646	2754	2933	3097	3262	3405	3584	3752	3979	4301
<b>8036F</b>	2589	2725	2840	2972	3188	3388	3588	3762	3979	4183	4459	4850
flip-forward seat												
<b>8036P</b>	2459	2571	2666	2774	2953	3117	3282	3425	3604	3772	3999	4321
with arm patches												
<b>8036PF</b>	2609	2745	2860	2992	3208	3408	3608	3782	3999	4203	4479	4870
with arm patches + flip-forward seat												

	OVERALL DIMENSIONS			SEAT DIMENSIONS			BACK DIMENSIONS	
	W	D	H	W	D	H	W	H
IN	29	31.5	38.5	21.5	20	17	21	21.5
MM	737	800	978	546	508	432	533	546

**RTA 00** 1 per carton





**High Back Lounge Chair w/Sled Base**  
 COM: 3.75 YD | 3.43 M  
 Unit weight: 46 LB | 20.9 KG  
 Carton weight: 56 LB | 25.4 KG  
 Carton volume: 28.25 FT³ | 0.79 MT³



	sealed seam upcharges	
	(S2)	(SE)
<b>8028</b>	Add \$76	Add \$29
<b>8028F</b>	Add \$76	Add \$44
<b>8028P</b>	Add \$93	Add \$29
<b>8028PF</b>	Add \$93	Add \$44
<b>8028PH</b>	Add \$112	Add \$29
<b>8028PHF</b>	Add \$112	Add \$44



	1	2	3	4	5	6	7	8	9	10	11	12
<b>8028</b>	2150	2270	2371	2488	2679	2855	3031	3185	3376	3556	3800	4145
<b>8028F</b>	2325	2469	2591	2731	2959	3171	3383	3567	3797	4013	4305	4719
flip-forward seat												
<b>8028P</b>	2170	2290	2391	2508	2699	2875	3051	3205	3396	3576	3820	4165
with arm patches												
<b>8028PF</b>	2345	2489	2611	2751	2979	3191	3403	3587	3817	4033	4325	4739
with arm patches + flip-forward seat												
<b>8028PH</b>	2200	2320	2421	2538	2729	2905	3081	3235	3426	3606	3850	4195
with arm + head patches												
<b>8028PHF</b>	2375	2519	2641	2781	3009	3221	3433	3617	3847	4063	4355	4769
with arm + head patches + flip-forward seat												

	OVERALL DIMENSIONS			SEAT DIMENSIONS			BACK DIMENSIONS	
	W	D	H	W	D	H	W	H
IN	29	31.5	44.5	21.5	20	17	21	27.5
MM	737	800	1130	546	508	432	533	699

**RTA 00** 1 per carton

DESCRIPTION	FEATURES	MODEL #	STANDARD TEXTILE GRADES																																
			1	2	3	4	5	6	7	8	9	10	11	12																					
  <b>High Back Lounge Chair w/Four-Legged Wood Base</b> COM: 3.75 YD   3.43 M Unit weight: 46.5 LB   21.1 KG Carton weight: 56.5 LB   25.63 KG Carton volume: 28.25 FT³   0.79 MT³	sealed seam upcharges <table border="1"> <thead> <tr> <th></th> <th>(S2)</th> <th>(SE)</th> </tr> </thead> <tbody> <tr> <td><b>8029</b></td> <td>Add \$76</td> <td>Add \$29</td> </tr> <tr> <td><b>8029F</b></td> <td>Add \$76</td> <td>Add \$44</td> </tr> <tr> <td><b>8029P</b></td> <td>Add \$93</td> <td>Add \$29</td> </tr> <tr> <td><b>8029PF</b></td> <td>Add \$93</td> <td>Add \$44</td> </tr> <tr> <td><b>8029PH</b></td> <td>Add \$112</td> <td>Add \$29</td> </tr> <tr> <td><b>8029PHF</b></td> <td>Add \$112</td> <td>Add \$44</td> </tr> </tbody> </table>		(S2)	(SE)	<b>8029</b>	Add \$76	Add \$29	<b>8029F</b>	Add \$76	Add \$44	<b>8029P</b>	Add \$93	Add \$29	<b>8029PF</b>	Add \$93	Add \$44	<b>8029PH</b>	Add \$112	Add \$29	<b>8029PHF</b>	Add \$112	Add \$44	<b>8029</b>	2650	2770	2871	2988	3179	3355	3531	3685	3876	4056	4300	4645
			(S2)	(SE)																															
		<b>8029</b>	Add \$76	Add \$29																															
		<b>8029F</b>	Add \$76	Add \$44																															
		<b>8029P</b>	Add \$93	Add \$29																															
		<b>8029PF</b>	Add \$93	Add \$44																															
		<b>8029PH</b>	Add \$112	Add \$29																															
		<b>8029PHF</b>	Add \$112	Add \$44																															
		<b>8029F</b>	2825	2969	3091	3231	3459	3671	3883	4067	4297	4513	4805	5219																					
		flip-forward seat																																	
<b>8029P</b>	2670	2790	2891	3008	3199	3375	3551	3705	3896	4076	4320	4665																							
with arm patches																																			
<b>8029PF</b>	2845	2989	3111	3251	3479	3691	3903	4087	4317	4533	4825	5239																							
with arm patches + flip-forward seat																																			
<b>8029PH</b>	2700	2820	2921	3038	3229	3405	3581	3735	3926	4106	4350	4695																							
with arm + head patches																																			
<b>8029PHF</b>	2875	3019	3141	3281	3509	3721	3933	4117	4347	4563	4855	5269																							
with arm + head patches + flip-forward seat																																			
			<b>OVERALL DIMENSIONS</b>			<b>SEAT DIMENSIONS</b>			<b>BACK DIMENSIONS</b>																										
			<b>W</b>	<b>D</b>	<b>H</b>	<b>W</b>	<b>D</b>	<b>H</b>	<b>W</b>	<b>H</b>																									
			IN 29	31.5	44.5	21.5	20	17	21	27.5																									
			MM 737	800	1130	546	508	432	533	699																									
			<b>RTA 00</b>		1 per carton																														

DESCRIPTION	FEATURES	MODEL #	STANDARD TEXTILE GRADES																																
			1	2	3	4	5	6	7	8	9	10	11	12																					
  <b>High Back Lounge Chair w/Wood Swivel Base</b> COM: 3.75 YD   3.43 M Unit weight: 47 LB   21.4 KG Carton weight: 57 LB   25.85 KG Carton volume: 28.25 FT³   0.79 MT³	sealed seam upcharges <table border="1"> <thead> <tr> <th></th> <th>(S2)</th> <th>(SE)</th> </tr> </thead> <tbody> <tr> <td><b>8037</b></td> <td>Add \$76</td> <td>Add \$29</td> </tr> <tr> <td><b>8037F</b></td> <td>Add \$76</td> <td>Add \$44</td> </tr> <tr> <td><b>8037P</b></td> <td>Add \$93</td> <td>Add \$29</td> </tr> <tr> <td><b>8037PF</b></td> <td>Add \$93</td> <td>Add \$44</td> </tr> <tr> <td><b>8037PH</b></td> <td>Add \$112</td> <td>Add \$29</td> </tr> <tr> <td><b>8037PHF</b></td> <td>Add \$112</td> <td>Add \$44</td> </tr> </tbody> </table>		(S2)	(SE)	<b>8037</b>	Add \$76	Add \$29	<b>8037F</b>	Add \$76	Add \$44	<b>8037P</b>	Add \$93	Add \$29	<b>8037PF</b>	Add \$93	Add \$44	<b>8037PH</b>	Add \$112	Add \$29	<b>8037PHF</b>	Add \$112	Add \$44	<b>8037</b>	2650	2770	2871	2988	3179	3355	3531	3685	3876	4056	4300	4645
			(S2)	(SE)																															
		<b>8037</b>	Add \$76	Add \$29																															
		<b>8037F</b>	Add \$76	Add \$44																															
		<b>8037P</b>	Add \$93	Add \$29																															
		<b>8037PF</b>	Add \$93	Add \$44																															
		<b>8037PH</b>	Add \$112	Add \$29																															
		<b>8037PHF</b>	Add \$112	Add \$44																															
		<b>8037F</b>	2825	2969	3091	3231	3459	3671	3883	4067	4297	4513	4805	5219																					
		flip-forward seat																																	
<b>8037P</b>	2670	2790	2891	3008	3199	3375	3551	3705	3896	4076	4320	4665																							
with arm patches																																			
<b>8037PF</b>	2845	2989	3111	3251	3479	3691	3903	4087	4317	4533	4825	5239																							
with arm patches + flip-forward seat																																			
<b>8037PH</b>	2700	2820	2921	3038	3229	3405	3581	3735	3926	4106	4350	4695																							
with arm + head patches																																			
<b>8037PHF</b>	2875	3019	3141	3281	3509	3721	3933	4117	4347	4563	4855	5269																							
with arm + head patches + flip-forward seat																																			
			<b>OVERALL DIMENSIONS</b>			<b>SEAT DIMENSIONS</b>			<b>BACK DIMENSIONS</b>																										
			<b>W</b>	<b>D</b>	<b>H</b>	<b>W</b>	<b>D</b>	<b>H</b>	<b>W</b>	<b>H</b>																									
			IN 29	31.5	44.5	21.5	20	17	21	27.5																									
			MM 737	800	1130	546	508	432	533	699																									
			<b>RTA 00</b>		1 per carton																														

DESCRIPTION	FEATURES	MODEL #	STANDARD TEXTILE GRADES																																
			1	2	3	4	5	6	7	8	9	10	11	12																					
  <b>High Back Lounge Chair w/Chrome Swivel Base</b> COM: 3.75 YD   3.43 M Unit weight: 53 LB   24.1 KG Carton weight: 63 LB   28.58 KG Carton volume: 28.25 FT³   0.79 MT³	sealed seam upcharges <table border="1"> <thead> <tr> <th></th> <th>(S2)</th> <th>(SE)</th> </tr> </thead> <tbody> <tr> <td><b>8038</b></td> <td>Add \$76</td> <td>Add \$29</td> </tr> <tr> <td><b>8038F</b></td> <td>Add \$76</td> <td>Add \$44</td> </tr> <tr> <td><b>8038P</b></td> <td>Add \$93</td> <td>Add \$29</td> </tr> <tr> <td><b>8038PF</b></td> <td>Add \$93</td> <td>Add \$44</td> </tr> <tr> <td><b>8038PH</b></td> <td>Add \$112</td> <td>Add \$29</td> </tr> <tr> <td><b>8038PHF</b></td> <td>Add \$112</td> <td>Add \$44</td> </tr> </tbody> </table>		(S2)	(SE)	<b>8038</b>	Add \$76	Add \$29	<b>8038F</b>	Add \$76	Add \$44	<b>8038P</b>	Add \$93	Add \$29	<b>8038PF</b>	Add \$93	Add \$44	<b>8038PH</b>	Add \$112	Add \$29	<b>8038PHF</b>	Add \$112	Add \$44	<b>8038</b>	2666	2786	2887	3004	3195	3371	3547	3701	3892	4072	4316	4661
			(S2)	(SE)																															
		<b>8038</b>	Add \$76	Add \$29																															
		<b>8038F</b>	Add \$76	Add \$44																															
		<b>8038P</b>	Add \$93	Add \$29																															
		<b>8038PF</b>	Add \$93	Add \$44																															
		<b>8038PH</b>	Add \$112	Add \$29																															
		<b>8038PHF</b>	Add \$112	Add \$44																															
		<b>8038F</b>	2841	2985	3107	3247	3475	3687	3899	4083	4313	4529	4821	5235																					
		flip-forward seat																																	
<b>8038P</b>	2686	2806	2907	3024	3215	3391	3567	3721	3912	4092	4336	4681																							
with arm patches																																			
<b>8038PF</b>	2861	3005	3127	3267	3495	3707	3919	4103	4333	4549	4841	5255																							
with arm patches + flip-forward seat																																			
<b>8038PH</b>	2716	2836	2937	3054	3245	3421	3597	3751	3942	4122	4366	4711																							
with arm + head patches																																			
<b>8038PHF</b>	2891	3035	3157	3297	3525	3737	3949	4133	4363	4579	4871	5285																							
with arm + head patches + flip-forward seat																																			
			<b>OVERALL DIMENSIONS</b>			<b>SEAT DIMENSIONS</b>			<b>BACK DIMENSIONS</b>																										
			<b>W</b>	<b>D</b>	<b>H</b>	<b>W</b>	<b>D</b>	<b>H</b>	<b>W</b>	<b>H</b>																									
			IN 29	31.5	44.5	21.5	20	17	21	27.5																									
			MM 737	800	1130	546	508	432	533	699																									
			<b>RTA 00</b>		1 per carton																														



DESCRIPTION FEATURES MODEL # STANDARD TEXTILE GRADES



**Counter Stool w/Sled Base**  
 COM: 1.5 YD | 1.37 M  
 Unit weight: 23.5 LB | 10.7 KG  
 Carton weight: 30 LB | 13.61 KG  
 Carton volume: 9 FT³ | 0.25 MT³

sealed seam upcharges	(S2)	(SE)
<b>8051</b>	Add \$26	Add \$17

	1	2	3	4	5	6	7	8	9	10	11	12
<b>8051</b>	1135	1183	1224	1270	1347	1417	1488	1549	1626	1698	1795	1933

OVERALL DIMENSIONS			SEAT DIMENSIONS			BACK DIMENSIONS		
W	D	H	W	D	H	W	H	

IN	19.25	19	34.5	15.5	15.75	24.5	12.5	10
MM	489	483	876	394	400	622	318	254

**RTA 00** 1 per carton



**Counter Stool w/Four-Legged Wood Base**  
 COM: 1.5 YD | 1.37 M  
 Unit weight: 22 LB | 10 KG  
 Carton weight: 28 LB | 12.7 KG  
 Carton volume: 9 FT³ | 0.25 MT³

sealed seam upcharges	(S2)	(SE)
<b>8052</b>	Add \$26	Add \$17

	1	2	3	4	5	6	7	8	9	10	11	12
<b>8052</b>	1685	1733	1774	1820	1897	1967	2038	2099	2176	2248	2345	2483

OVERALL DIMENSIONS			SEAT DIMENSIONS			BACK DIMENSIONS		
W	D	H	W	D	H	W	H	

IN	19.25	19	34.5	15.5	15.75	24.5	12.5	10
MM	489	483	876	394	400	622	318	254

**RTA 00** 1 per carton



**Counter Stool w/Chrome Swivel Base**  
 COM: 1.5 YD | 1.37 M  
 Unit weight: 36.5 LB | 16.6 KG  
 Carton weight: 43 LB | 19.5 KG  
 Carton volume: 11.5 FT³ | 0.32 MT³

sealed seam upcharges	(S2)	(SE)
<b>8053</b>	Add \$26	Add \$17

	1	2	3	4	5	6	7	8	9	10	11	12
<b>8053</b>	2185	2233	2274	2320	2397	2467	2538	2599	2676	2748	2845	2983

OVERALL DIMENSIONS			SEAT DIMENSIONS			BACK DIMENSIONS		
W	D	H	W	D	H	W	H	

IN	19.25	20	34.5	15.5	15.75	24.5	12.5	10
MM	489	508	876	394	400	622	318	254

**RTA 00** 1 per carton



**Bar Stool w/Sled Base**  
 COM: 1.5 YD | 1.37 M  
 Unit weight: 25 LB | 11.4 KG  
 Carton weight: 33 LB | 14.97 KG  
 Carton volume: 11 FT³ | 0.31 MT³

sealed seam upcharges	(S2)	(SE)
<b>8054</b>	Add \$26	Add \$17

	1	2	3	4	5	6	7	8	9	10	11	12
<b>8054</b>	1210	1258	1299	1345	1422	1492	1563	1624	1701	1773	1870	2008

OVERALL DIMENSIONS			SEAT DIMENSIONS			BACK DIMENSIONS		
W	D	H	W	D	H	W	H	

IN	19.25	20	40	15.5	15.75	29.5	12.5	10
MM	489	508	1016	394	400	749	318	254

**RTA 00** 1 per carton



**Bar Stool w/Four-Legged Wood Base**  
 COM: 1.5 YD | 1.37 M  
 Unit weight: 22.5 LB | 10.2 KG  
 Carton weight: 30 LB | 13.61 KG  
 Carton volume: 11 FT³ | 0.31 MT³

sealed seam upcharges	(S2)	(SE)
<b>8055</b>	Add \$26	Add \$17

	1	2	3	4	5	6	7	8	9	10	11	12
<b>8055</b>	1760	1808	1849	1895	1972	2042	2113	2174	2251	2323	2420	2558

OVERALL DIMENSIONS			SEAT DIMENSIONS			BACK DIMENSIONS		
W	D	H	W	D	H	W	H	

IN	19.25	20	40	15.5	15.75	29.5	12.5	10
MM	489	508	1016	394	400	749	318	254

**RTA 00** 1 per carton



**Bar Stool w/Chrome Swivel Base**  
 COM: 1.5 YD | 1.37 M  
 Unit weight: 38 LB | 17.3 KG  
 Carton weight: 45.5 LB | 20.64 KG  
 Carton volume: 13.25 FT³ | 0.37 MT³

sealed seam upcharges	(S2)	(SE)
<b>8056</b>	Add \$26	Add \$17

	1	2	3	4	5	6	7	8	9	10	11	12
<b>8056</b>	2260	2308	2349	2395	2472	2542	2613	2674	2751	2823	2920	3058

OVERALL DIMENSIONS			SEAT DIMENSIONS			BACK DIMENSIONS		
W	D	H	W	D	H	W	H	

IN	19.25	20	40	15.5	15.75	29.5	12.5	10
MM	489	508	1016	394	400	749	318	254

**RTA 00** 1 per carton

DRIFT TABLES



model 8041R2616C



model 8042SQ2816I



model 8042SQ2816WSF

Drift Seating



For Drift seating, please see page 244.

DRIFT TABLE FINISHES COORDINATION CHART			
TFL/HPL TOP FINISH		COORDINATING WOOD BASE FINISH	
ACJ	Absolute Acajou	AAM	Absolute
		MWM	Medium Walnut
ASN	Asian Night	ASM	Night
AWC	Avant Cherry	ACM	Cherry
AWH	Avant Honey	AHM	Honey
BLK	Black	BKM	Black
CMB	Clear Maple	AVM	Maple
DES	Dark Espresso	ECM	Espresso Cafe
DWT	Designer White	WHM	White
NBL	Noce Biondo	NBM	Noce Biondo
NEL	Noce Leggero	NEM	Noce Leggero
NGL	Noce Grigio	NGM	Noce Grigio
NML	Noce Medio	NMM	Noce Medio
QTM	Quartered Mahogany	TMM	Mahogany
WCR	Winter Cherry	WCM	Winter Cherry
WHC	White Chocolate	WTM	WC Cream
WHE	Walnut Heights	NLW	Natural Walnut
TFL/HPL TOP FINISHES WITH NO COORDINATING WOOD BASE FINISHES		WOOD BASE FINISHES WITH NO COORDINATING HPL TOP FINISHES	
BRC**	Brushed Cobalt	EOM	English Oak
FAS**	Fashionista	NLW	Natural Walnut
FCL**	First Class	SKM	Shaker Cherry
SBY**	Sheer Beauty		
SOG**	Storm Grey		

\*\*Chrome base models are available for all TFL/HPL top finishes

STANDARD FEATURES

- Tables are available in three shapes, multiple sizes, two edge styles and three top materials. All offer three base options: sled, four-legged wood and a polished chrome base.
- Table bases are fixed and do not swivel.
- Sled bases are available in two heights.
- Wood bases are made from beechwood and are available in all standard wood finishes.
- Sled bases are standard in paint and optionally available in Chrome. See upcharges.
- Chrome bases are available in polished chrome only.
- Table tops are available in either laminate or solid surface.
- Laminate flat edge tops are available in either a 1" thick thermally fused laminate (TFL) with 2mm edgeband or 1-1/16" thick high pressure laminate (HPL) with 2mm edgeband (see upcharge).
- Laminate knife edge tops are only available in 1-3/16" thick high pressure laminate (HPL) with 2.5mm edgeband.
- Solid surface tops are 1.25" thick, available with flat or knife edge tops.
- Polished chrome bases are equipped with White non-marking polycarbonate glides that are suitable for most hard and carpeted floor surfaces.
- Tables are shipped fully assembled.

Please specify based on the following criteria:

- **Model number** (suffix determines edge detail)
  - sled base models
    - \_\_\_\_\_ **I** laminate flat edge
    - \_\_\_\_\_ **K** laminate knife edge
    - \_\_\_\_\_ **SF** solid surface flat edge
    - \_\_\_\_\_ **SK** solid surface knife edge
  - polished chrome base models
    - \_\_\_\_\_ **C** laminate flat edge
    - \_\_\_\_\_ **CK** laminate knife edge
    - \_\_\_\_\_ **CSF** solid surface flat edge
    - \_\_\_\_\_ **CSK** solid surface knife edge
  - four-legged wood base models
    - \_\_\_\_\_ **W** laminate flat edge
    - \_\_\_\_\_ **WK** laminate knife edge
    - \_\_\_\_\_ **WSF** solid surface flat edge
    - \_\_\_\_\_ **WSK** solid surface knife edge

• Top details

LAMINATE

**Surface type** (laminate flat edge tables only)  
**(TFL)** Thermally fused laminate  
**(HPL)** High pressure laminate

**Top finish** (see model for HPL upcharges)

- |                              |                                 |
|------------------------------|---------------------------------|
| <b>(ACJ)</b> Absolute Acajou | <b>(FCL)</b> First Class        |
| <b>(ASN)</b> Asian Night     | <b>(NBL)</b> Noce Biondo        |
| <b>(AWC)</b> Avant Cherry    | <b>(NGL)</b> Noce Grigio        |
| <b>(AWH)</b> Avant Honey     | <b>(NEL)</b> Noce Leggero       |
| <b>(BLK)</b> Black           | <b>(NML)</b> Noce Medio         |
| <b>(BZD)</b> Blizzard        | <b>(OTM)</b> Quartered Mahogany |
| <b>(BRC)</b> Brushed Cobalt  | <b>(SBY)</b> Sheer Beauty       |
| <b>(CMB)</b> Clear Maple     | <b>(SDT)</b> Stonedust          |
| <b>(CGY)</b> Custom Grey     | <b>(SOG)</b> Storm Grey         |
| <b>(DES)</b> Dark Espresso   | <b>(WHE)</b> Walnut Heights     |
| <b>(DWT)</b> Designer White  | <b>(WHC)</b> White Chocolate    |
| <b>(FAS)</b> Fashionista     | <b>(WCR)</b> Winter Cherry      |

SOLID SURFACE

**Top finish** (see model for grade 2 upcharges)

- (AWH)** Designer White - grade 1
- (SBT)** Beige Tempest - grade 2
- (SBX)** Black Onyx Mirage - grade 2
- (SFW)** Frosty White Mirage - grade 2
- (SHS)** Hot Stone - grade 2
- (SMG)** Milk Glass Spectra - grade 2
- (SNM)** Northern Melange - grade 2

• Base finish

SLED BASE

For leg frame finish options, please see page 360. Upcharges apply for the following plated finish:  
**(CHM)** Chrome. Add \$33.

**WOOD BASE** (see coordination chart)

- |                            |                             |
|----------------------------|-----------------------------|
| <b>(AAM)</b> Absolute      | <b>(NLW)</b> Natural Walnut |
| <b>(BKM)</b> Black         | <b>(ASM)</b> Night          |
| <b>(ACM)</b> Cherry        | <b>(NBM)</b> Noce Biondo    |
| <b>(EOM)</b> English Oak   | <b>(NGM)</b> Noce Grigio    |
| <b>(ECM)</b> Espresso Cafe | <b>(NEM)</b> Noce Leggero   |
| <b>(TFM)</b> Fruitwood     | <b>(NMM)</b> Noce Medio     |
| <b>(HGM)</b> Gray          | <b>(SKM)</b> Shaker Cherry  |
| <b>(AHM)</b> Honey         | <b>(TWM)</b> Walnut         |
| <b>(TMM)</b> Mahogany      | <b>(WTM)</b> WC Cream       |
| <b>(AVM)</b> Maple         | <b>(WHM)</b> White          |
| <b>(MWM)</b> Medium Walnut | <b>(WCM)</b> Winter Cherry  |

POLISHED CHROME BASE

**(CHM)** Chrome.

• Glide type

SLED BASE GLIDES

- (CG)** clear polycarbonate glides for most surfaces (standard)
- (XG)** no glides (carpeted surface)
- (SG)** steel cushioned glides for carpeted surfaces. Add \$19.
- (RG)** rubber glides for most hard floor surfaces. Add \$19.
- (FG)** felt glides for most hard floor surfaces. Add \$19.

WOOD BASE GLIDES

- (NM)** White non-marking nylon for most surfaces (standard)
- (SG)** steel cushioned glides for carpeted surfaces. Add \$17.
- (RG)** non-slip rubber glides for most hard floor surfaces. Add \$22.
- (FG)** felt glides for most hard floor surfaces. Add \$22.

Please note that these finishes are coordinating and not exact matches. Please reach out to your Global Sales representative for physical samples of finishes prior to ordering.



DESCRIPTION	MODEL #	DIMENSIONS	WT/LB.	CUBIC FT.	LIST PRICE	HP ADD	GRADE 2+
-------------	---------	------------	--------	-----------	------------	--------	----------



Round Table w/Polished Chrome Four Star Base

**Laminate Flat Edge**

	W x D x H						
8041R2616C	26 x 26 x 16	30	10.75	\$865	\$91	N/A	
8041R3016C	30 x 30 x 16	34	13	\$898	\$108	N/A	

**Laminate Knife Edge**

8041R2616CK	26 x 26 x 16	30	10.75	\$1504	N/A	N/A	
8041R3016CK	30 x 30 x 16	34	13	\$1697	N/A	N/A	

**Solid Surface Flat Edge**

8041R2616CSF	26 x 26 x 16	43	10.75	\$2789	N/A	\$171	
8041R3016CSF	30 x 30 x 16	51.5	13	\$2982	N/A	\$235	

**Solid Surface Knife Edge**

8041R2616CSK	26 x 26 x 16	43	10.75	\$2847	N/A	\$183	
8041R3016CSK	30 x 30 x 16	51.5	13	\$3070	N/A	\$253	

Finished height will vary depending on material top. Shipped fully assembled in 1 carton.



Round Table w/Sled Base

**Laminate Flat Edge**

8041R2616I	26 x 26 x 16	28	10.25	\$489	\$91	N/A	
8041R3016I	30 x 30 x 16	33	13	\$522	\$108	N/A	
8041R2120I	21 x 21 x 20	23	8.75	\$487	\$89	N/A	

**Laminate Knife Edge**

8041R2616IK	26 x 26 x 16	28	10.25	\$1128	N/A	N/A	
8041R3016IK	30 x 30 x 16	33	13	\$1321	N/A	N/A	
8041R2120IK	21 x 21 x 20	23	8.75	\$941	N/A	N/A	

**Solid Surface Flat Edge**

8041R2616ISF	26 x 26 x 16	41	10.25	\$2413	N/A	\$171	
8041R3016ISF	30 x 30 x 16	50	13	\$2606	N/A	\$235	
8041R2120ISF	21 x 21 x 20	31.5	8.75	\$2263	N/A	\$118	

**Solid Surface Knife Edge**

8041R2616ISK	26 x 26 x 16	41	10.25	\$2471	N/A	\$183	
8041R3016ISK	30 x 30 x 16	50	13	\$2694	N/A	\$253	
8041R2120ISK	21 x 21 x 20	31.5	8.75	\$2369	N/A	\$123	

Finished height will vary depending on material top. Shipped fully assembled in 1 carton.



Round Table w/Wood Four Star Base

**Laminate Flat Edge**

8041R2616W	26 x 26 x 16	24	10.75	\$975	\$91	N/A	
8041R3016W	30 x 30 x 16	29	13	\$1008	\$108	N/A	

**Laminate Knife Edge**

8041R2616WK	26 x 26 x 16	24	10.75	\$1614	N/A	N/A	
8041R3016WK	30 x 30 x 16	29	13	\$1807	N/A	N/A	

**Solid Surface Flat Edge**

8041R2616WSF	26 x 26 x 16	37.5	10.75	\$2899	N/A	\$171	
8041R3016WSF	30 x 30 x 16	46.5	13	\$3092	N/A	\$235	

**Solid Surface Knife Edge**

8041R2616WSK	26 x 26 x 16	37.5	10.75	\$2957	N/A	\$183	
8041R3016WSK	30 x 30 x 16	46.5	13	\$3180	N/A	\$253	

Finished height will vary depending on material top. Shipped fully assembled in 1 carton.

DESCRIPTION	MODEL #	DIMENSIONS	WT/LB.	CUBIC FT.	LIST PRICE	HP ADD	GRADE 2+
-------------	---------	------------	--------	-----------	------------	--------	----------



Square Table w/Polished Chrome Four Star Base

		W x D x H					
<b>Laminate Flat Edge</b>							
8042SQ2216C		22.75 x 22.75 x 16	29	7.75	\$865	\$91	N/A
8042SQ2816C		28.5 x 28.5 x 16	36	11.5	\$898	\$108	N/A
<b>Laminate Knife Edge</b>							
8042SQ2216CK		22.75 x 22.75 x 16	29	7.75	\$1300	N/A	N/A
8042SQ2816CK		28.5 x 28.5 x 16	36	11.5	\$1493	N/A	N/A
<b>Solid Surface Flat Edge</b>							
8042SQ2216CSF		22.75 x 22.75 x 16	34	7.75	\$2488	N/A	\$147
8042SQ2816CSF		28.5 x 28.5 x 16	48.5	11.5	\$2832	N/A	\$235
<b>Solid Surface Knife Edge</b>							
8042SQ2216CSK		22.75 x 22.75 x 16	34	7.75	\$2847	N/A	\$176
8042SQ2816CSK		28.5 x 28.5 x 16	48.5	11.5	\$3421	N/A	\$265

Finished height will vary depending on material top. Shipped fully assembled in 1 carton.



Square Table w/Sled Base

<b>Laminate Flat Edge</b>							
8042SQ2216I		22.5 x 22.5 x 16	27	8	\$489	\$91	N/A
8042SQ2816I		28.5 x 28.5 x 16	35	11.75	\$522	\$108	N/A
8042SQ1920I		19.5 x 19.5 x 20	23.5	7.75	\$487	\$89	N/A
<b>Laminate Knife Edge</b>							
8042SQ2216IK		22.5 x 22.5 x 16	27	8	\$924	N/A	N/A
8042SQ2816IK		28.5 x 28.5 x 16	35	11.75	\$1117	N/A	N/A
8042SQ1920IK		19.5 x 19.5 x 20	23.5	7.75	\$881	N/A	N/A
<b>Solid Surface Flat Edge</b>							
8042SQ2216ISF		22.5 x 22.5 x 16	32.5	8	\$2112	N/A	\$147
8042SQ2816ISF		28.5 x 28.5 x 16	53.5	11.75	\$2456	N/A	\$235
8042SQ1920ISF		19.5 x 19.5 x 20	31.5	7.75	\$2017	N/A	\$123
<b>Solid Surface Knife Edge</b>							
8042SQ2216ISK		22.5 x 22.5 x 16	32.5	8	\$2471	N/A	\$176
8042SQ2816ISK		28.5 x 28.5 x 16	53.5	11.75	\$3045	N/A	\$265
8042SQ1920ISK		19.5 x 19.5 x 20	31.5	7.75	\$2369	N/A	\$130

Finished height will vary depending on material top. Shipped fully assembled in 1 carton.



Square Table w/Wood Four Star Base

<b>Laminate Flat Edge</b>							
8042SQ2216W		22.75 x 22.75 x 16	23	7.75	\$975	\$91	N/A
8042SQ2816W		28.5 x 28.5 x 16	30	11.5	\$1008	\$108	N/A
<b>Laminate Knife Edge</b>							
8042SQ2216WK		22.75 x 22.75 x 16	23	7.75	\$1410	N/A	N/A
8042SQ2816WK		28.5 x 28.5 x 16	30	11.5	\$1603	N/A	N/A
<b>Solid Surface Flat Edge</b>							
8042SQ2216WSF		22.75 x 22.75 x 16	29	7.75	\$2598	N/A	\$147
8042SQ2816WSF		28.5 x 28.5 x 16	50	11.5	\$2942	N/A	\$235
<b>Solid Surface Knife Edge</b>							
8042SQ2216WSK		22.75 x 22.75 x 16	29	7.75	\$2957	N/A	\$176
8042SQ2816WSK		28.5 x 28.5 x 16	50	11.5	\$3531	N/A	\$265

Finished height will vary depending on material top. Shipped fully assembled in 1 carton.

DESCRIPTION	MODEL #	DIMENSIONS	WT/LB.	CUBIC FT.	LIST PRICE	HP ADD	GRADE 2+
-------------	---------	------------	--------	-----------	------------	--------	----------



Oval Table w/Polished Chrome Four Star Base

W x D x H							
<b>Laminate Flat Edge</b>							
80430V2616C	26 x 22 x 16	30	9.25	\$865	\$91	N/A	
80430V3116C	31 x 26 x 16	34	11.75	\$898	\$108	N/A	
<b>Laminate Knife Edge</b>							
80430V2616CK	26 x 22 x 16	30	9.25	\$1504	N/A	N/A	
80430V3116CK	31 x 26 x 16	34	11.75	\$1697	N/A	N/A	
<b>Solid Surface Flat Edge</b>							
80430V2616CSF	26 x 22 x 16	41.5	9.25	\$2789	N/A	\$171	
80430V3116CSF	31 x 26 x 16	51.5	11.75	\$2982	N/A	\$235	
<b>Solid Surface Knife Edge</b>							
80430V3116CSK	31 x 26 x 16	51.5	11.75	\$3070	N/A	\$253	
80430V3116CSK	31 x 26 x 16	51.5	11.75	\$3070	N/A	\$253	

Finished height will vary depending on material top. Shipped fully assembled in 1 carton.



Oval Table w/Sled Base

<b>Laminate Flat Edge</b>							
80430V2616I	22 x 26 x 16	28.5	8.75	\$489	\$91	N/A	
80430V3116I	31 x 26 x 16	36	11.75	\$522	\$108	N/A	
80430V2220I	18 x 22 x 20	28	10.75	\$487	\$89	N/A	
<b>Laminate Knife Edge</b>							
80430V2616IK	22 x 26 x 16	28.5	8.75	\$1128	N/A	N/A	
80430V3116IK	31 x 26 x 16	36	11.75	\$1321	N/A	N/A	
80430V2220IK	18 x 22 x 20	28	10.75	\$941	N/A	N/A	
<b>Solid Surface Flat Edge</b>							
80430V2616ISF	22 x 26 x 16	34	8.75	\$2413	N/A	\$171	
80430V3116ISF	31 x 26 x 16	50	11.75	\$2606	N/A	\$235	
80430V2220ISF	18 x 22 x 20	32	10.75	\$2263	N/A	\$118	
<b>Solid Surface Knife Edge</b>							
80430V2616ISK	22 x 26 x 16	38	8.75	\$2471	N/A	\$183	
80430V3116ISK	31 x 26 x 16	50	11.75	\$2694	N/A	\$253	
80430V2220ISK	18 x 22 x 20	32	10.75	\$2369	N/A	\$123	

Finished height will vary depending on material top. Shipped fully assembled in 1 carton.



Oval Table w/Wood Four Star Base

<b>Laminate Flat Edge</b>							
80430V2616W	26 x 22 x 16	24	9.25	\$975	\$91	N/A	
80430V3116W	31 x 26 x 16	29	11.75	\$1008	\$108	N/A	
<b>Laminate Knife Edge</b>							
80430V2616WK	26 x 22 x 16	24	9.25	\$1614	N/A	N/A	
80430V3116WK	31 x 26 x 16	29	11.75	\$1807	N/A	N/A	
<b>Solid Surface Flat Edge</b>							
80430V2616WSF	26 x 22 x 16	36.5	9.25	\$2899	N/A	\$171	
80430V3116WSF	31 x 26 x 16	46.5	11.75	\$3092	N/A	\$235	
<b>Solid Surface Knife Edge</b>							
80430V3116WSK	31 x 26 x 16	46.5	11.75	\$3180	N/A	\$253	
80430V3116WSK	31 x 26 x 16	46.5	11.75	\$3180	N/A	\$253	

Finished height will vary depending on material top. Shipped fully assembled in 1 carton.

JEO



model 8434



model 8433-4



Optional quilted stitch back (Q)






Optional five prong base with glides (G)

STANDARD FEATURES

- Jeo is a contemporary, retro- inspired series with versatility for a variety of workplace applications.
- The tailored box styling functions well in lounge, conferencing, collaboration and side/guest environments.
- Three seating models: a swivel tilter with a five prong caster base, a swivel self-centering return with a stationary round pedestal base or a matching four legged arm chair.
- Model 8433-4 is standard with a five prong Black nylon base with carpet casters (CX).
- Model 8437 is standard with Black (TBL) four-legged frame.
- Upholstery options: fabric, vinyl, leather or a combination of two or more materials. Vinyl and leather models may feature stitch detail across the seat and/or back cushions, if applicable. The upholstery surfaces are seamed together with tailored double stitch detailing.

OPTIONAL FEATURES

- Chairs are available with an optional quilted stitch back, specify (Q). Add \$131.
- Model 8433-4 has an optional five prong aluminum base, specify (PA). Add \$175.
- Optional five prong aluminum base with hard glides, specify (HG). Add \$49.
- Optional soft casters are available on the five prong base, specify (ID). Add \$21.
- Model 8434 round pedestal base available in Chrome (CHM) or Brushed Chrome (BCH), please specify.
- Model 8437 has an optional Tungsten (TTU) or Designer White (TDW) four-legged frame. No upcharge. For Chrome (CHM) or Brushed Chrome (BCH) finish, add \$175.

DESCRIPTION	FEATURES	MODEL #	STANDARD TEXTILE GRADES												
			1	2	3	4	5	6	7	8	9	10	11	12	
 <p><b>Self-Centering Lounge Chair on Pedestal Base</b>                      COM: 2.75 YD   2.51 M                      Unit weight: 50 LB   22.7 KG                      Carton weight: 56 LB   25.4 KG                      Carton volume: 14.25 FT<sup>3</sup>   0.4 MT<sup>3</sup></p>	Ergonomic features: C	<b>8434</b>	1945	2033	2107	2193	2333	2462	2591	2704	2844	2976	3155	3408	
		<b>OVERALL DIMENSIONS</b>			<b>SEAT DIMENSIONS</b>			<b>BACK DIMENSIONS</b>							
		<b>W</b>	<b>D</b>	<b>H</b>	<b>W</b>	<b>D</b>	<b>H</b>	<b>W</b>	<b>H</b>						
		IN 26	25	30	20	19	16.5	20	15						
		MM 660	635	762	508	483	419	508	381						
			<b>RTA 00</b>	1 per carton											
 <p><b>Swivel Tilter Chair</b>                      COM: 2.75 YD   2.51 M                      Unit weight: 50 LB   22.7 KG                      Carton weight: 56 LB   25.4 KG                      Carton volume: 14.25 FT<sup>3</sup>   0.4 MT<sup>3</sup></p>	Ergonomic features: A, B, C, S	<b>8433-4</b>	1295	1383	1457	1543	1683	1812	1941	2054	2194	2326	2505	2758	
		<b>OVERALL DIMENSIONS</b>			<b>SEAT DIMENSIONS</b>			<b>BACK DIMENSIONS</b>							
		<b>W</b>	<b>D</b>	<b>H</b>	<b>W</b>	<b>D</b>	<b>H</b>	<b>W</b>	<b>H</b>						
		IN 26	25	30	20	19	16.5	20	15						
		MM 660	635	762	508	483	419	508	381						
			<b>RTA 00</b>	1 per carton											
 <p><b>Armchair</b>                      COM: 2.75 YD   2.51 M                      Unit weight: 50 LB   22.7 KG                      Carton weight: 57 LB   25.85 KG                      Carton volume: 15.75 FT<sup>3</sup>   0.44 MT<sup>3</sup></p>		<b>8437</b>	1432	1520	1594	1680	1820	1949	2078	2191	2331	2463	2642	2895	
	<b>OVERALL DIMENSIONS</b>			<b>SEAT DIMENSIONS</b>			<b>BACK DIMENSIONS</b>								
	<b>W</b>	<b>D</b>	<b>H</b>	<b>W</b>	<b>D</b>	<b>H</b>	<b>W</b>	<b>H</b>							
	IN 26	25	32.5	20	19	18	20	15							
	MM 660	635	826	508	483	457	508	381							
			<b>RTA 00</b>	1 per carton											

KATE



model 2811-4



model 2811-8


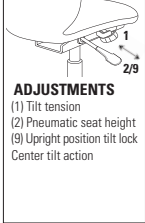

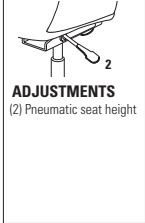



STANDARD FEATURES

- A contemporary, yet retro series featuring sculpted seat and back cushions.
- Fully upholstered closed arms offer a unique style and function in the workplace.
- Tilter and swivel are standard with a five prong, polished aluminum base with dual wheel carpet casters (**C10**).
- Armchair and ottoman are standard with steel frame and leg in Chrome finish. These bases are equipped with a Black polypropylene glide as standard.
- Upholstery options: fabric, vinyl or leather. Vinyl and leather models may feature stitch detail across the seat and/or back cushions, if applicable.

OPTIONAL FEATURES

- There are no arm options for this series.
- An optional Black injection molded base (**BLK**) is available, please specify. No upcharge.
- (**C7**) glides are available, please specify. No upcharge.
- For hard surface flooring casters, please specify (**C10R**). Add \$20.
- For additional caster options, please refer to the Arm and Caster section (page 335). *Optional casters may be priced higher than the standard casters for your chair and the difference will be charged. Lower priced optional casters will not be credited.*



DESCRIPTION	FEATURES	MODEL #	STANDARD TEXTILE GRADES													
			1	2	3	4	5	6	7	8	9	10	11	12		
 <p><b>MB Tilter</b> COM: 3.75 YD   3.43 M Unit weight: 40 LB   18.2 KG Carton weight: 50 LB   22.68 KG Carton volume: 19.25 FT<sup>3</sup>   0.54 MT<sup>3</sup></p>	 <p><b>ADJUSTMENTS</b> (1) Tilt tension (2) Pneumatic seat height (9) Upright position tilt lock Center tilt action</p> <p>Ergonomic features: A, B, C, N</p>	<b>2811-4</b>	1187	1307	1408	1525	1716	1892	2068	2222	2413	2593	2837	3182		
		<b>OVERALL DIMENSIONS</b>			<b>SEAT DIMENSIONS</b>			<b>BACK DIMENSIONS</b>								
		W D H			W D H			W H								
		IN 26 24.5 33			17.5 18 17.5-22.5			19 15.5								
		MM 660 622 838			445 457 445-572			483 394								
		<b>RTA 00</b>	1 per carton													
 <p><b>MB Swivel</b> COM: 3.75 YD   3.43 M Unit weight: 36 LB   16.4 KG Carton weight: 46 LB   20.87 KG Carton volume: 19.5 FT<sup>3</sup>   0.55 MT<sup>3</sup></p>	 <p><b>ADJUSTMENTS</b> (2) Pneumatic seat height</p> <p>Ergonomic features: C, N</p>	<b>2811-8</b>	1161	1281	1382	1499	1690	1866	2042	2196	2387	2567	2811	3156		
		<b>OVERALL DIMENSIONS</b>			<b>SEAT DIMENSIONS</b>			<b>BACK DIMENSIONS</b>								
		W D H			W D H			W H								
		IN 26 24.5 33			17.5 18 17.5-22.5			19 15.5								
		MM 660 622 838			445 457 445-572			483 394								
		<b>RTA 00</b>	1 per carton													
 <p><b>MB Armchair</b> COM: 3.75 YD   3.43 M Unit weight: 36 LB   16.4 KG Carton weight: 46 LB   20.87 KG Carton volume: 19.5 FT<sup>3</sup>   0.55 MT<sup>3</sup></p>	<p>Ergonomic features: N</p>	<b>2813</b>	1128	1248	1349	1466	1657	1833	2009	2163	2354	2534	2778	3123		
		<b>OVERALL DIMENSIONS</b>			<b>SEAT DIMENSIONS</b>			<b>BACK DIMENSIONS</b>								
		W D H			W D H			W H								
		IN 26.5 26.5 33.5			17.5 18 18			19 15.5								
		MM 673 673 851			445 457 457			483 394								
		<b>RTA 00</b>	1 per carton													
 <p><b>Ottoman</b> COM: 1.5 YD   1.37 M Unit weight: 17 LB   7.7 KG Carton weight: 22 LB   9.98 KG Carton volume: 6 FT<sup>3</sup>   0.16 MT<sup>3</sup></p>	<p>Ergonomic features: N</p>	<b>2814</b>	740	788	829	875	952	1022	1093	1154	1231	1303	1400	1538		
		<b>OVERALL DIMENSIONS</b>			<b>SEAT DIMENSIONS</b>			<b>BACK DIMENSIONS</b>								
		W D H			W D H			W H								
		IN 23.5 18.75 17.75			- - 17.75			- -								
		MM 597 476 451			- - 451			- -								
		<b>RTA 00</b>		1 per carton												

## ML



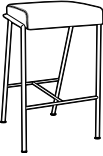

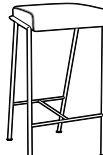

model ML2630


### STANDARD FEATURES


- Modern seating with a distinctive retro design featuring a steel tube frame, legs and arms.
- Fully upholstered continuous seat and back cushions.
- Standard with non-marking Black glides.
- Upholstery options: fabric, vinyl or leather. Vinyl and leather models may feature stitch detail across the seat and/or back cushions, if applicable.

### OPTIONAL FEATURES

- Available in five frame finish options: Chrome (**CHM**), Brushed Chrome (**BCH**), Black (**TBL**), Designer White (**TDW**) or Tungsten (**TTU**), please specify. No upcharge.

DESCRIPTION	FEATURES	MODEL #	STANDARD TEXTILE GRADES											
			1	2	3	4	5	6	7	8	9	10	11	12
 <p><b>Counter Height Stool - 24" Seat Height</b>                      COM: 0.5 YD   0.46 M                      Unit weight: 17 LB   7.7 KG                      Carton weight: 24 LB   10.89 KG                      Carton volume: 9.5 FT³   0.26 MT³</p>		<b>ML171724</b>	1483	1499	1513	1528	1554	1577	1601	1621	1647	1671	1703	1749
 <p><b>Bar Height Stool - 30" Seat Height</b>                      COM: 0.5 YD   0.46 M                      Unit weight: 18 LB   8.2 KG                      Carton weight: 26 LB   11.79 KG                      Carton volume: 13.75 FT³   0.38 MT³</p>		<b>ML171730</b>	1517	1533	1547	1562	1588	1611	1635	1655	1681	1705	1737	1783
 <p><b>Bar Height Stool - 33" Seat Height</b>                      COM: 0.5 YD   0.46 M                      Unit weight: 19 LB   8.6 KG                      Carton weight: 27 LB   12.25 KG                      Carton volume: 13.75 FT³   0.38 MT³</p>		<b>ML171733</b>	1550	1566	1580	1595	1621	1644	1668	1688	1714	1738	1770	1816
 <p><b>Ottoman</b>                      COM: 1.25 YD   1.14 M                      Unit weight: 23 LB   10.5 KG                      Carton weight: 28 LB   12.7 KG                      Carton volume: 5.75 FT³   0.16 MT³</p>		<b>ML2121</b>	1454	1494	1528	1567	1630	1689	1748	1799	1863	1923	2004	2119

DESCRIPTION	FEATURES	MODEL #	STANDARD TEXTILE GRADES												
			1	2	3	4	5	6	7	8	9	10	11	12	
 <p><b>Dining Chair</b>                      COM: 1.75 YD   1.6 M                      Unit weight: 26 LB   11.8 KG                      Carton weight: 33 LB   14.97 KG                      Carton volume: 14.75 FT³   0.41 MT³</p>		<b>ML2326</b>	2083	2139	2186	2241	2330	2412	2494	2566	2655	2739	2853	3014	
				<b>OVERALL DIMENSIONS</b>			<b>SEAT DIMENSIONS</b>			<b>BACK DIMENSIONS</b>					
				<b>W</b>	<b>D</b>	<b>H</b>	<b>W</b>	<b>D</b>	<b>H</b>	<b>W</b>	<b>H</b>				
				IN 23.25	29.5	29.75	20.5	17	18	17	11.5				
			MM 591	749	756	521	432	457	432	292					
			<b>RTA 00</b>	1 per carton											

DESCRIPTION	FEATURES	MODEL #	STANDARD TEXTILE GRADES												
			1	2	3	4	5	6	7	8	9	10	11	12	
 <p><b>Lounge Chair</b>                      COM: 2.5 YD   2.29 M                      Unit weight: 46 LB   20.9 KG                      Carton weight: 54 LB   24.49 KG                      Carton volume: 21.25 FT³   0.6 MT³</p>		<b>ML2630</b>	2328	2408	2476	2553	2681	2798	2916	3018	3146	3266	3428	3658	
				<b>OVERALL DIMENSIONS</b>			<b>SEAT DIMENSIONS</b>			<b>BACK DIMENSIONS</b>					
				<b>W</b>	<b>D</b>	<b>H</b>	<b>W</b>	<b>D</b>	<b>H</b>	<b>W</b>	<b>H</b>				
				IN 26	34.5	35	23	20	18	18	17.5				
			MM 660	876	889	584	508	457	457	445					
			<b>RTA 00</b>	1 per carton											

## ML PARK



model ML4634CH






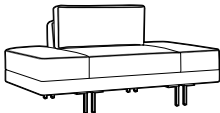
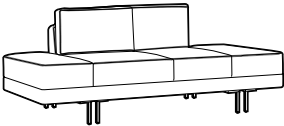
model ML8634

## STANDARD FEATURES

- ML Park is a modern armless lounge seating series with a distinctive retro design.
- Features aluminum legs with non-marking Black glides.
- Fully upholstered continuous seat and back cushions with distinctive seams.
- Upholstery options: fabric, vinyl or leather. Vinyl and leather models may feature stitch detail across the seat and/or back cushions, if applicable.

## OPTIONAL FEATURES

- Optional fixed back cushion (**FC**) is available on lounge models, please specify. Model ML4634, add \$157. Model ML6634, add \$210. Model ML8634, add \$263.
- Available in five leg finish options: Black (**TBL**), Brushed Aluminum (**BAL**), Designer White (**TDW**), Polished Aluminum (**ALU**) or Tungsten (**TTU**), please specify. No upcharge.

DESCRIPTION	FEATURES	MODEL #	STANDARD TEXTILE GRADES											
			1	2	3	4	5	6	7	8	9	10	11	12
 <p><b>Ottoman</b> COM: 1.5 YD   1.37 M Unit weight: 35 LB   15.9 KG Carton weight: 41 LB   18.6 KG Carton volume: 9.75 FT³   0.27 MT³</p>		<b>ML2634</b>	1525	1573	1614	1660	1737	1807	1878	1939	2016	2088	2185	2323
			<b>OVERALL DIMENSIONS</b>			<b>SEAT DIMENSIONS</b>			<b>BACK DIMENSIONS</b>					
			<b>W</b>	<b>D</b>	<b>H</b>	<b>W</b>	<b>D</b>	<b>H</b>	<b>W</b>	<b>H</b>				
			IN 26.75	26.75	18.25	-	-	-	-	-				
		MM 679	679	464	-	-	-	-	-					
		<b>RTA 00</b>		1 per carton										
 <p><b>Lounge Chair</b> COM: 7.25 YD   6.63 M Unit weight: 85 LB   38.6 KG Carton weight: 95 LB   43.09 KG Carton volume: 35.5 FT³   1 MT³</p>		<b>ML4634</b>	2932	3164	3360	3585	3954	4295	4636	4933	5303	5651	6122	6789
			<b>OVERALL DIMENSIONS</b>			<b>SEAT DIMENSIONS</b>			<b>BACK DIMENSIONS</b>					
			<b>W</b>	<b>D</b>	<b>H</b>	<b>W</b>	<b>D</b>	<b>H</b>	<b>W</b>	<b>H</b>				
			IN 42.75	36	32	42.75	24	20	20	12				
		MM 1086	914	813	1086	610	508	508	305					
		<b>RTA 00</b>	1 per carton											
 <p><b>Two Seat Sofa</b> COM: 7.5 YD   6.86 M Unit weight: 120 LB   54.5 KG Carton weight: 132 LB   59.87 KG Carton volume: 52 FT³   1.47 MT³</p>		<b>ML6634</b>	5018	5258	5461	5693	6076	6428	6781	7088	7471	7831	8318	9008
			<b>OVERALL DIMENSIONS</b>			<b>SEAT DIMENSIONS</b>			<b>BACK DIMENSIONS</b>					
			<b>W</b>	<b>D</b>	<b>H</b>	<b>W</b>	<b>D</b>	<b>H</b>	<b>W</b>	<b>H</b>				
			IN 66	36	32	66	24	20	20	12				
		MM 1676	914	813	1676	610	508	508	305					
		<b>RTA 00</b>	1 per carton											
 <p><b>Three Seat Sofa</b> COM: 11 YD   10.06 M Unit weight: 145 LB   65.9 KG Carton weight: 160 LB   72.57 KG Carton volume: 67.25 FT³   1.9 MT³</p>		<b>ML8634</b>	5916	6268	6565	6906	7467	7984	8501	8952	9513	10041	10756	11768
			<b>OVERALL DIMENSIONS</b>			<b>SEAT DIMENSIONS</b>			<b>BACK DIMENSIONS</b>					
			<b>W</b>	<b>D</b>	<b>H</b>	<b>W</b>	<b>D</b>	<b>H</b>	<b>W</b>	<b>H</b>				
			IN 86	36	32	86	24	20	40	12				
		MM 2184	914	813	2184	610	508	1016	305					
		<b>RTA 00</b>	1 per carton											



PRAIRIE



model 3481





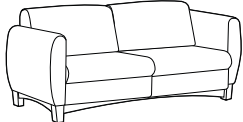
model 3482

STANDARD FEATURES

- Features barrel shaped arms that provide an attractive and enticing appearance.
- Fully upholstered. Tapered wood skirt and legs.
- Fixed, non-removable cushions.
- Elasticized seat suspension system for extra comfort.
- Series includes lounge chair, two seat and three seat sofa.
- Upholstery options: fabric, vinyl or leather. Vinyl and leather models may feature stitch detail across the seat and/or back cushions, if applicable.

OPTIONAL FEATURES

- Tapered wood legs are available in Absolute (AAM), Black (BKM), Cherry (ACM), Espresso Cafe (ECM), English Oak (EOM), Fruitwood (TFM), Gray (HGM), Honey (AHM), Mahogany (TMM), Maple (AVM), Medium Walnut (MWM), Natural Walnut (NLW), Night (ASM), Noce Biondo (NBM), Noce Grigio (NGM), Noce Leggero (NEM), Noce Medio (NMM), Shaker Cherry (SKM), Walnut (TWM), WC Cream (WTM), White (WHM) and Winter Cherry (WCM). Please specify. Genuine maple faced veneers and solids are used.

DESCRIPTION	FEATURES	MODEL #	STANDARD TEXTILE GRADES													
			1	2	3	4	5	6	7	8	9	10	11	12		
 <p><b>Lounge Chair</b> COM: 4.25 YD   3.89 M Unit weight: 70 LB   31.8 KG Carton weight: 80 LB   36.29 KG Carton volume: 19.25 FT<sup>3</sup>   0.54 MT<sup>3</sup></p>		3481	1502	1638	1753	1885	2101	2301	2501	2675	2892	3096	3372	3763		
			<b>OVERALL DIMENSIONS</b>			<b>SEAT DIMENSIONS</b>			<b>BACK DIMENSIONS</b>							
			<b>W</b>	<b>D</b>	<b>H</b>	<b>W</b>	<b>D</b>	<b>H</b>	<b>W</b>	<b>H</b>						
			IN 32	29	30.5	21	19	16	21	14.5						
			MM 813	737	775	533	483	406	533	368						
			RTA 00		1 per carton											
 <p><b>Two Seat Sofa</b> COM: 6.25 YD   5.72 M Unit weight: 96 LB   43.6 KG Carton weight: 106 LB   48.08 KG Carton volume: 41.25 FT<sup>3</sup>   1.16 MT<sup>3</sup></p>		3482	2050	2250	2419	2613	2931	3225	3519	3775	4094	4394	4800	5375		
			<b>OVERALL DIMENSIONS</b>			<b>SEAT DIMENSIONS</b>			<b>BACK DIMENSIONS</b>							
			<b>W</b>	<b>D</b>	<b>H</b>	<b>W</b>	<b>D</b>	<b>H</b>	<b>W</b>	<b>H</b>						
			IN 52.5	29	30.5	42	19	16	42	14.5						
			MM 1334	737	775	1067	483	406	1067	368						
			RTA 00		1 per carton											
 <p><b>Three Seat Sofa</b> COM: 9.5 YD   8.69 M Unit weight: 135 LB   61.4 KG Carton weight: 150 LB   68.04 KG Carton volume: 55.5 FT<sup>3</sup>   1.57 MT<sup>3</sup></p>		3483	2599	2903	3160	3454	3939	4385	4832	5221	5706	6162	6779	7653		
			<b>OVERALL DIMENSIONS</b>			<b>SEAT DIMENSIONS</b>			<b>BACK DIMENSIONS</b>							
			<b>W</b>	<b>D</b>	<b>H</b>	<b>W</b>	<b>D</b>	<b>H</b>	<b>W</b>	<b>H</b>						
			IN 73.5	29	30.5	63.5	19	16	63.5	14.5						
			MM 1867	737	775	1613	483	406	1613	368						
			RTA 00		1 per carton											

RAMBLER



model RA2652RE



model RA3939SQ

STANDARD FEATURES

- Rambler ottomans feature gently curved shapes that create mobile and stationary spaces in education, workplace and healthcare environments.
- Ottomans are fully upholstered and are available in a variety of sizes and shapes (square, rectangular and trapazoid).
- Standard seat height is 17.5" high (with 3" fixed legs or casters). A 15.5" seat height is also available (with 1" leg).
- Poly legs (3" and 1") are available in Night or Sand finish and are standard with White non-marking polycarbonate glides (see right column for additional glide options).
- 2.5" Black carpet casters (12) are standard or hard surface flooring casters (8R) are optionally available.
- Available with contrasting fabrics. Specify tops separate from sides. Use the Build-It tool on our website for pricing. *Combining different material types (ex. vinyl and fabric) is not recommended due to the potential for puckering.*
- Moisture barrier can be added (with upcharge).
- Sealed seams are not available.
- Ottomans do not gang.
- All models ship fully assembled.
- Active weight capacity for this series is 300 lbs.
- Upholstery options: fabric, vinyl or leather. Vinyl and leather models may feature stitch detail across the seat and/or back cushions, if applicable.

Please add option codes in the following order:

- Model number**  
specify model number
- Top textile**  
specify textile code
- Side textile**  
specify textile code
- Base type**  
**(3L)** 3" leg with 17.5" seat height  
**(1L)** 1" leg with 15.5" seat height  
**(CST)** casters with 17.5" seat height (upcharges may apply - see below)
- Leg finish**  
**(BLK)** Night  
**(SND)** Sand
- Caster type**  
**(12)** 2.5" Black casters for carpeted surfaces. No upcharge.  
**(8R)** 2.5" casters for most hard floor surfaces. Add \$21.
- Glide type**  
**(NM)** White non-marking nylon for most surfaces (standard)  
**(SG)** steel cushioned glides for carpeted surfaces. Add \$17.  
**(RG)** non-slip rubber glides for most hard floor surfaces. Add \$22.  
**(FG)** felt glides for most hard floor surfaces. Add \$22.
- Moisture barrier**  
**(NB)** no moisture barrier.  
**(MB)** moisture barrier (please refer to model for upcharges)

EXAMPLE RAMBLER ORDER CODE:

RA2222SQ	-WA50	-VY20	-3L	BLK	NM	NB
Model number	Top textile	Side textile	Base type	Leg finish or caster type	Glide type	Moisture barrier

DESCRIPTION	FEATURES	MODEL#	STANDARD TEXTILE GRADES													
			1	2	3	4	5	6	7	8	9	10	11	12		
<p><b>Square Ottoman 22" x 22"</b> COM: 1.75 YD   1.6 M Unit weight: 28 LB   12.7 KG Carton weight: 33.5 LB   15.2 KG Carton volume: 6.5 FT³   0.18 MT³</p>	<p>Add \$81 for moisture barrier <b>(MB)</b>.</p> <p>Width and depth may vary by up to 0.5 in.</p>	<b>RA2222SQ</b>	610	666	713	768	857	939	1021	1093	1182	1266	1380	1541		
		<b>OVERALL DIMENSIONS</b>			<b>SEAT DIMENSIONS</b>			<b>BACK DIMENSIONS</b>								
		<b>W</b>	<b>D</b>	<b>H</b>	<b>W</b>	<b>D</b>	<b>H</b>	<b>W</b>	<b>H</b>							
		IN 22.5	22.5	17.5	-	-	-	-	-							
MM 572	572	445	-	-	-	-	-									
		<b>RTA 00</b>		1 per carton												
<p><b>Square Ottoman 26" x 26"</b> COM: 1.75 YD   1.6 M Unit weight: 38.4 LB   17.5 KG Carton weight: 45.4 LB   20.59 KG Carton volume: 9.5 FT³   0.26 MT³</p>	<p>Add \$81 for moisture barrier <b>(MB)</b>.</p> <p>Width and depth may vary by up to 0.5 in.</p>	<b>RA2626SQ</b>	655	711	758	813	902	984	1066	1138	1227	1311	1425	1586		
		<b>OVERALL DIMENSIONS</b>			<b>SEAT DIMENSIONS</b>			<b>BACK DIMENSIONS</b>								
		<b>W</b>	<b>D</b>	<b>H</b>	<b>W</b>	<b>D</b>	<b>H</b>	<b>W</b>	<b>H</b>							
		IN 26.5	26.5	17.5	-	-	-	-	-							
MM 673	673	445	-	-	-	-	-									
		<b>RTA 00</b>		1 per carton												

DESCRIPTION	FEATURES	MODEL #	STANDARD TEXTILE GRADES											
			1	2	3	4	5	6	7	8	9	10	11	12
 <p><b>Square Ottoman 39" x 39"</b> COM: 3.5 YD   3.2 M Unit weight: 63 LB   28.6 KG Carton weight: 76 LB   34.47 KG Carton volume: 19.5 FT³   0.55 MT³</p>	<p>Add \$165 for moisture barrier (MB).</p> <p>Width and depth may vary by up to 0.5 in.</p>	<p>IN 39.5 39.5 17.5 MM 1003 1003 445</p> <p><b>RTA 00</b>  1 per carton</p>	1	2	3	4	5	6	7	8	9	10	11	12
			<b>OVERALL DIMENSIONS</b>			<b>SEAT DIMENSIONS</b>			<b>BACK DIMENSIONS</b>					
			<b>W</b>	<b>D</b>	<b>H</b>	<b>W</b>	<b>D</b>	<b>H</b>	<b>W</b>	<b>H</b>				
 <p><b>Rectangular Ottoman 26" x 39"</b> COM: 2.5 YD   2.29 M Unit weight: 57.4 LB   26.1 KG Carton weight: 66.4 LB   30.12 KG Carton volume: 13.75 FT³   0.38 MT³</p>	<p>Add \$122 for moisture barrier (MB).</p> <p>Width and depth may vary by up to 0.5 in.</p>	<p>IN 39.5 26.5 17.5 MM 1003 673 445</p> <p><b>RTA 00</b> 1 per carton</p>	1	2	3	4	5	6	7	8	9	10	11	12
			<b>OVERALL DIMENSIONS</b>			<b>SEAT DIMENSIONS</b>			<b>BACK DIMENSIONS</b>					
			<b>W</b>	<b>D</b>	<b>H</b>	<b>W</b>	<b>D</b>	<b>H</b>	<b>W</b>	<b>H</b>				
 <p><b>Rectangular Ottoman 26" x 52"</b> COM: 2.5 YD   2.29 M Unit weight: 64 LB   29.1 KG Carton weight: 75 LB   34.02 KG Carton volume: 17.75 FT³   0.5 MT³</p>	<p>Add \$122 for moisture barrier (MB).</p> <p>Width and depth may vary by up to 0.5 in.</p>	<p>IN 52.5 26.5 17.5 MM 1334 673 445</p> <p><b>RTA 00</b> 1 per carton</p>	1	2	3	4	5	6	7	8	9	10	11	12
			<b>OVERALL DIMENSIONS</b>			<b>SEAT DIMENSIONS</b>			<b>BACK DIMENSIONS</b>					
			<b>W</b>	<b>D</b>	<b>H</b>	<b>W</b>	<b>D</b>	<b>H</b>	<b>W</b>	<b>H</b>				
 <p><b>Trapezoid Ottoman 26" x 26"</b> COM: 2.25 YD   2.06 M Unit weight: 31.8 LB   14.5 KG Carton weight: 38.8 LB   17.6 KG Carton volume: 9.5 FT³   0.26 MT³</p>	<p>Add \$122 for moisture barrier (MB).</p> <p>Width and depth may vary by up to 0.5 in.</p>	<p>IN 27.5 27.5 17.5 MM 699 699 445</p> <p><b>RTA 00</b> 1 per carton</p>	1	2	3	4	5	6	7	8	9	10	11	12
			<b>OVERALL DIMENSIONS</b>			<b>SEAT DIMENSIONS</b>			<b>BACK DIMENSIONS</b>					
			<b>W</b>	<b>D</b>	<b>H</b>	<b>W</b>	<b>D</b>	<b>H</b>	<b>W</b>	<b>H</b>				
 <p><b>Trapezoid Ottoman 26" x 39"</b> COM: 2.5 YD   2.29 M Unit weight: 48 LB   21.8 KG Carton weight: 59 LB   26.76 KG Carton volume: 13.75 FT³   0.38 MT³</p>	<p>Add \$122 for moisture barrier (MB).</p> <p>Width and depth may vary by up to 0.5 in.</p>	<p>IN 39.5 26.5 17.5 MM 1003 673 445</p> <p><b>RTA 00</b> 1 per carton</p>	1	2	3	4	5	6	7	8	9	10	11	12
			<b>OVERALL DIMENSIONS</b>			<b>SEAT DIMENSIONS</b>			<b>BACK DIMENSIONS</b>					
			<b>W</b>	<b>D</b>	<b>H</b>	<b>W</b>	<b>D</b>	<b>H</b>	<b>W</b>	<b>H</b>				
 <p><b>Trapezoid Ottoman 26" x 52"</b> COM: 2.5 YD   2.29 M Unit weight: 59.4 LB   27 KG Carton weight: 70.4 LB   31.93 KG Carton volume: 17.75 FT³   0.5 MT³</p>	<p>Add \$122 for moisture barrier (MB).</p> <p>Width and depth may vary by up to 0.5 in.</p>	<p>IN 52.5 26.5 17.5 MM 1334 673 445</p> <p><b>RTA 00</b> 1 per carton</p>	1	2	3	4	5	6	7	8	9	10	11	12
			<b>OVERALL DIMENSIONS</b>			<b>SEAT DIMENSIONS</b>			<b>BACK DIMENSIONS</b>					
			<b>W</b>	<b>D</b>	<b>H</b>	<b>W</b>	<b>D</b>	<b>H</b>	<b>W</b>	<b>H</b>				

RIVER



Sample Layout



Sample Layout

STANDARD FEATURES

- A seating series that is composed of modular units in straight, curved and corner sections, as well as freestanding units. Soft seating models are available with standard height, high and extended high backs. Linking units can be used together in any combination to create a wide variety of layouts.
- Armless units can be ganged together with a quick connect, disconnect feature. Ganging hardware is standard and is factory installed. Ganging hardware swivels out of sight when not in use.
- Front edge of the seat angles slightly inward, so feet have freedom of movement and don't rub on the seat. This inward slant matches the inward angles of the back. Benches and connecting end tables also reflect the inward angles on the front and back faces, so all units coordinate in visual appearance.
- The unique tapered legs are made of welded steel, with each leg bolted directly to the unit frame. All units except for the laptop tables have the same leg height of 6.5". The leg height makes it easier to clean under the product.
- Legs are standard in Chrome with Black nylon non-marking height adjustable glides.
- All cushions are fixed and non-removable. Perimeter seams feature a decorative single stitch detail, which makes seams lay flat and adds extra seam strength.
- Seating frames are heavy duty with interlocking plywood, puzzle box construction, and are made for active environments. Seats are high density with highly resilient foam.
- Personal Harbor high traffic units are rated at 350 lbs., suitable for 24/7 use and should be specified in textiles that meet or exceed 100,000 double rubs (for the fabric portion of the warranty to apply). These units have the same puzzle box frame construction as other River models except the framing wood is 1" thick, rotary cut, birch plywood.
- Upholstery options: fabric, vinyl or leather. Leather only recommended on seat and may feature a horizontal stitch detail.

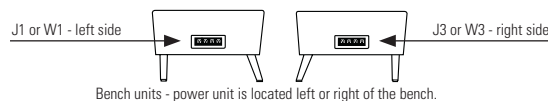
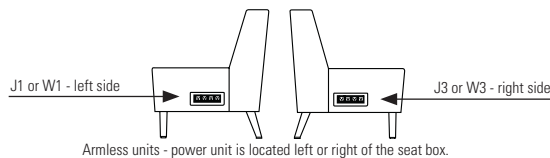
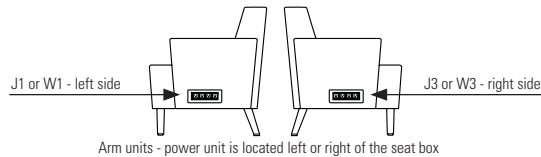
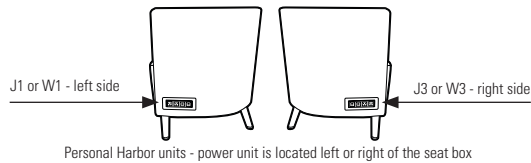
OPTIONAL FEATURES

- Most tables and seating units (except round benches) can be specified with power/USB units, which include two power outlets, two double USB terminals and a Black 5" three-prong power cord. Each power/USB unit is set in predetermined locations, as shown in the electrical illustrations below. Electrical units must be factory installed.
- Power/USB units are available with either Jet Black (J) face plate with Black power/USB receptacles or with a White (W) face plate with White power/USB receptacles.
- To add a power/USB unit, please specify (J1), (W1), (J2), (W2), (J3), (W3), (J4), (W4), (J6) or (W6) after the product model number. Please note on seating units, if both right and left locations are required, add both (J1/J3) or (W1/W3) to the model number. Add \$729 each.
- Coffee, end and laptop tables are made with high pressure laminate and are offered in the following finishes: Absolute Acajou (ACJ), Asian Night (ASN), Avant Cherry (AWC), Avant Honey (AWH), Blizzard (BZD), Clear Maple (CMB), Custom Grey (CGY), Dark Espresso (DES), Designer White (DWT), Stonedust (SDT), Walnut Heights (WHE), White Chocolate (WHC) and Winter Cherry (WCR). Please specify. Custom high pressure laminate finishes will be considered upon request.
- For leg finish options, please see page 360. No upcharges.
- If more than one fabric or a fabric/vinyl and leather combination is required, please fill out a "Seating Multiple Textile" form, specifying each fabric location. Please contact Customer Service for more information.

ELECTRICAL PLACEMENT

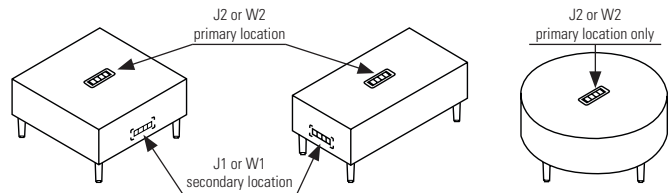
Soft Seating

Locations available on left side J1 (Black) or W1 (White), right side J3 (Black), or W3 (White) or both sides J1/J3 (Black) or W1/W3 (White).

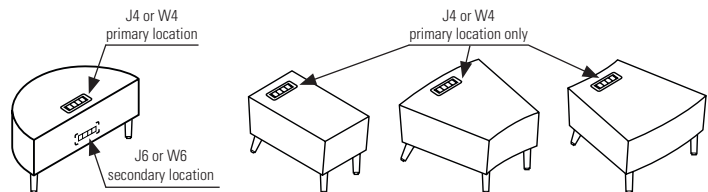






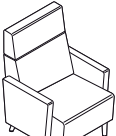
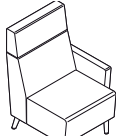
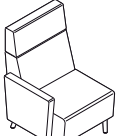
Coffee/End Tables


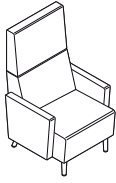
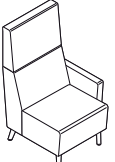
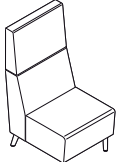
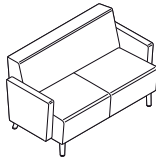
Primary location is on the top of the unit, centered J2 (Black) or W2 (White). Secondary Location is end/side of the unit J1 (Black) or W1 (White).



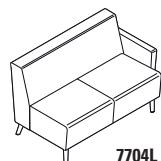
Primary location is on the top rear/edge of the unit J4 (Black) or W4 (White). Secondary Location is the back side of the unit J6 (Black) or W6 (White).



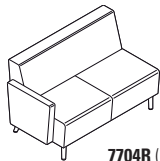
DESCRIPTION	FEATURES	MODEL#	STANDARD TEXTILE GRADES											
			1	2	3	4	5	6	7	8	9	10	11	12
 <p><b>Lounge Chair - Standard Back w/Arms</b> COM: 4 YD   3.66 M Unit weight: 46 LB   20.9 KG Carton weight: 57 LB   25.85 KG Carton volume: 22.5 FT³   0.63 MT³</p>	<p>For power/USB unit please see electrical placement chart. Freestanding unit only.</p>	7701	1920	2048	2156	2280	2484	2672	2860	3024	3228	3420	3680	4048
			<b>OVERALL DIMENSIONS</b>			<b>SEAT DIMENSIONS</b>			<b>BACK DIMENSIONS</b>					
			<b>W</b>	<b>D</b>	<b>H</b>	<b>W</b>	<b>D</b>	<b>H</b>	<b>W</b>	<b>H</b>				
			IN 29.5	29.5	32	24	19	18	24	14				
			MM 749	749	813	610	483	457	610	356				
		<b>RTA 00</b>	1 per carton											
  <p><b>7701L (Left arm)</b>      <b>7701R (Right arm)</b></p> <p><b>Lounge Chair - Standard w/One Arm</b> COM: 3.25 YD   2.97 M Unit weight: 36 LB   16.4 KG Carton weight: 47 LB   21.32 KG Carton volume: 22.5 FT³   0.63 MT³</p>	<p>For power/USB unit please see electrical placement chart. Includes ganging hardware (1 side).</p>	7701L 7701R	1676	1780	1868	1969	2134	2287	2440	2573	2739	2895	3106	3405
			<b>OVERALL DIMENSIONS</b>			<b>SEAT DIMENSIONS</b>			<b>BACK DIMENSIONS</b>					
			<b>W</b>	<b>D</b>	<b>H</b>	<b>W</b>	<b>D</b>	<b>H</b>	<b>W</b>	<b>H</b>				
			IN 27	29.5	32	24	19	18	24	14				
			MM 686	749	813	610	483	457	610	356				
		<b>RTA 00</b>	1 per carton											
 <p><b>Armless Lounge Chair - Standard Back</b> COM: 2.5 YD   2.29 M Unit weight: 26 LB   11.8 KG Carton weight: 37 LB   16.78 KG Carton volume: 22.5 FT³   0.63 MT³</p>	<p>For power/USB unit please see electrical placement chart. Includes ganging hardware (2 sides).</p>	7701NA	1432	1512	1580	1657	1785	1902	2020	2122	2250	2370	2532	2762
			<b>OVERALL DIMENSIONS</b>			<b>SEAT DIMENSIONS</b>			<b>BACK DIMENSIONS</b>					
			<b>W</b>	<b>D</b>	<b>H</b>	<b>W</b>	<b>D</b>	<b>H</b>	<b>W</b>	<b>H</b>				
			IN 24.5	29.5	32	24	19	18	24	14				
			MM 622	749	813	610	483	457	610	356				
		<b>RTA 00</b>	1 per carton											
 <p><b>Lounge Chair - High Back w/Arms</b> COM: 4.5 YD   4.11 M Unit weight: 48 LB   21.8 KG Carton weight: 61 LB   27.67 KG Carton volume: 28.25 FT³   0.79 MT³</p>	<p>For power/USB unit please see electrical placement chart. Freestanding unit only.</p>	7702	2154	2298	2420	2559	2789	3000	3212	3396	3626	3842	4134	4548
			<b>OVERALL DIMENSIONS</b>			<b>SEAT DIMENSIONS</b>			<b>BACK DIMENSIONS</b>					
			<b>W</b>	<b>D</b>	<b>H</b>	<b>W</b>	<b>D</b>	<b>H</b>	<b>W</b>	<b>H</b>				
			IN 29.5	29.5	41.5	24	19	18	24	24				
			MM 749	749	1054	610	483	457	610	610				
		<b>RTA 00</b>	1 per carton											
  <p><b>7702L (Left arm)</b>      <b>7702R (Right arm)</b></p> <p><b>Lounge Chair - High Back w/One Arm</b> COM: 3.75 YD   3.43 M Unit weight: 38 LB   17.3 KG Carton weight: 51 LB   23.13 KG Carton volume: 28.25 FT³   0.79 MT³</p>	<p>For power/USB unit please see electrical placement chart. Includes ganging hardware (1 side).</p>	7702L 7702R	1913	2033	2134	2251	2442	2618	2794	2948	3139	3319	3563	3908
			<b>OVERALL DIMENSIONS</b>			<b>SEAT DIMENSIONS</b>			<b>BACK DIMENSIONS</b>					
			<b>W</b>	<b>D</b>	<b>H</b>	<b>W</b>	<b>D</b>	<b>H</b>	<b>W</b>	<b>H</b>				
			IN 27	29.5	41.5	24	19	18	24	24				
			MM 686	749	1054	610	483	457	610	610				
		<b>RTA 00</b>	1 per carton											

DESCRIPTION	FEATURES	MODEL#	STANDARD TEXTILE GRADES														
			1	2	3	4	5	6	7	8	9	10	11	12			
 <p><b>Armless Lounge Chair - High Back</b>                      COM: 3 YD   2.74 M                      Unit weight: 28 LB   12.7 KG                      Carton weight: 41 LB   18.6 KG                      Carton volume: 28.25 FT<sup>3</sup>   0.79 MT<sup>3</sup></p>	For power/USB unit please see electrical placement chart. Includes ganging hardware (2 sides).	7702NA	1669	1765	1846	1939	2092	2233	2374	2497	2650	2794	2989	3265			
			OVERALL DIMENSIONS			SEAT DIMENSIONS			BACK DIMENSIONS								
			W	D	H	W	D	H	W	H							
			IN 24.5 MM 622	29.5 749	41.5 1054	24 610	19 483	18 457	24 610	24 610							
			RTA 00		1 per carton												
 <p><b>Lounge Chair - Extended Back w/Arms</b>                      COM: 4.75 YD   4.34 M                      Unit weight: 51 LB   23.2 KG                      Carton weight: 68 LB   30.84 KG                      Carton volume: 32.75 FT<sup>3</sup>   0.92 MT<sup>3</sup></p>	For power/USB unit please see electrical placement chart. Freestanding unit only.	7703	2247	2399	2527	2675	2917	3140	3363	3558	3800	4028	4337	4774			
			OVERALL DIMENSIONS			SEAT DIMENSIONS			BACK DIMENSIONS								
			W	D	H	W	D	H	W	H							
			IN 29.5 MM 749	29.5 749	47 1194	24 610	19 483	18 457	24 610	29 737							
			RTA 00		1 per carton												
 <p><b>Lounge Chair-Extended Back w/One Arm</b>                      COM: 4 YD   3.66 M                      Unit weight: 41 LB   18.6 KG                      Carton weight: 58 LB   26.31 KG                      Carton volume: 32.75 FT<sup>3</sup>   0.92 MT<sup>3</sup></p>	For power/USB unit please see electrical placement chart. Includes ganging hardware (1 side).	7703L 7703R	2004	2132	2240	2364	2568	2756	2944	3108	3312	3504	3764	4132			
			OVERALL DIMENSIONS			SEAT DIMENSIONS			BACK DIMENSIONS								
			W	D	H	W	D	H	W	H							
			IN 27 MM 686	29.5 749	47 1194	24 610	19 483	18 457	24 610	29 737							
			RTA 00		1 per carton												
 <p><b>Armless Lounge Chair - Extended Back</b>                      COM: 3.25 YD   2.97 M                      Unit weight: 31 LB   14.1 KG                      Carton weight: 48 LB   21.77 KG                      Carton volume: 32.75 FT<sup>3</sup>   0.92 MT<sup>3</sup></p>	For power/USB unit please see electrical placement chart. Includes ganging hardware (2 sides).	7703NA	1761	1865	1953	2054	2219	2372	2525	2658	2824	2980	3191	3490			
			OVERALL DIMENSIONS			SEAT DIMENSIONS			BACK DIMENSIONS								
			W	D	H	W	D	H	W	H							
			IN 24.5 MM 622	29.5 749	47 1194	24 610	19 483	18 457	24 610	29 737							
			RTA 00		1 per carton												
 <p><b>Two Seater - Standard Back w/Arms</b>                      COM: 5.5 YD   5.03 M                      Unit weight: 73 LB   33.2 KG                      Carton weight: 95 LB   43.09 KG                      Carton volume: 39 FT<sup>3</sup>   1.1 MT<sup>3</sup></p>	For power/USB unit please see electrical placement chart. Freestanding unit only.	7704	2702	2878	3027	3197	3478	3736	3995	4220	4501	4765	5122	5628			
			OVERALL DIMENSIONS			SEAT DIMENSIONS			BACK DIMENSIONS								
			W	D	H	W	D	H	W	H							
			IN 53.5 MM 1359	29.5 749	32 813	48 1219	19 483	18 457	48 1219	14 356							
			RTA 00		1 per carton												

DESCRIPTION FEATURES MODEL# STANDARD TEXTILE GRADES



7704L (Left arm)




7704R (Right arm)

**Two Seater - Standard Back w/One Arm**  
 COM: 4.75 YD | 4.34 M  
 Unit weight: 63 LB | 28.6 KG  
 Carton weight: 85 LB | 38.56 KG  
 Carton volume: 39 FT³ | 1.1 MT³

For power/USB unit please see electrical placement chart. Includes ganging hardware (1 side).

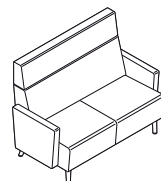
MODEL#	1	2	3	4	5	6	7	8	9	10	11	12
7704L 7704R	2460	2612	2740	2888	3130	3353	3576	3771	4013	4241	4550	4987
OVERALL DIMENSIONS			SEAT DIMENSIONS			BACK DIMENSIONS						
W	D	H	W	D	H	W	H					
IN 51 MM 1295	29.5 749	32 813	48 1219	19 483	18 457	48 1219	14 356					
<b>RTA 00</b>		1 per carton										



**Armless Two Seater - Standard Back**  
 COM: 4.25 YD | 3.89 M  
 Unit weight: 53 LB | 24.1 KG  
 Carton weight: 75 LB | 34.02 KG  
 Carton volume: 39 FT³ | 1.1 MT³

For power/USB unit please see electrical placement chart. Includes ganging hardware (2 sides).

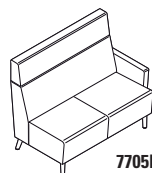
MODEL#	1	2	3	4	5	6	7	8	9	10	11	12
7704NA	2217	2353	2468	2600	2816	3016	3216	3390	3607	3811	4087	4478
OVERALL DIMENSIONS			SEAT DIMENSIONS			BACK DIMENSIONS						
W	D	H	W	D	H	W	H					
IN 48.5 MM 1232	29.5 749	32 813	48 1219	19 483	18 457	48 1219	14 356					
<b>RTA 00</b>		1 per carton										



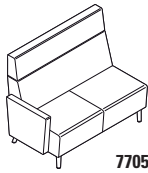
**Two Seater - High Back w/Arms**  
 COM: 6.5 YD | 5.94 M  
 Unit weight: 77 LB | 35 KG  
 Carton weight: 101 LB | 45.81 KG  
 Carton volume: 49 FT³ | 1.38 MT³

For power/USB unit please see electrical placement chart. Freestanding unit only.

MODEL#	1	2	3	4	5	6	7	8	9	10	11	12
7705	3172	3380	3556	3757	4089	4394	4700	4966	5298	5610	6032	6630
OVERALL DIMENSIONS			SEAT DIMENSIONS			BACK DIMENSIONS						
W	D	H	W	D	H	W	H					
IN 53.5 MM 1359	29.5 749	41.5 1054	48 1219	19 483	18 457	48 1219	24 610					
<b>RTA 00</b>		1 per carton										



7705L (Left arm)

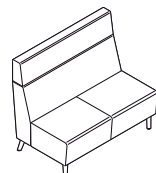


7705R (Right arm)

**Two Seater - High Back w/One Arm**  
 COM: 5.75 YD | 5.26 M  
 Unit weight: 67 LB | 30.5 KG  
 Carton weight: 91 LB | 41.28 KG  
 Carton volume: 49 FT³ | 1.38 MT³

For power/USB unit please see electrical placement chart. Includes ganging hardware (1 side).


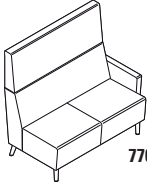
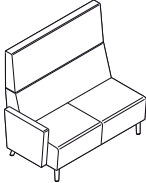

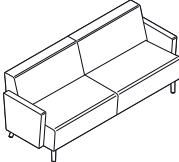
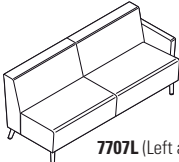
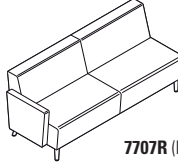
MODEL#	1	2	3	4	5	6	7	8	9	10	11	12
7705L 7705R	2929	3113	3268	3447	3740	4010	4280	4516	4809	5085	5459	5988
OVERALL DIMENSIONS			SEAT DIMENSIONS			BACK DIMENSIONS						
W	D	H	W	D	H	W	H					
IN 51 MM 1295	29.5 749	41.5 1054	48 1219	19 483	18 457	48 1219	24 610					
<b>RTA 00</b>		1 per carton										



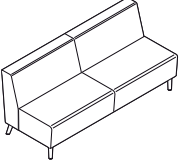
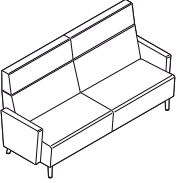
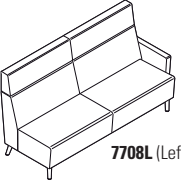
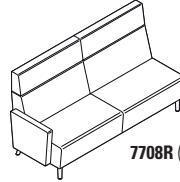

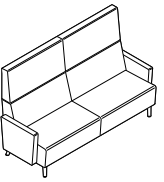
**Armless Two Seater - High Back**  
 COM: 5.25 YD | 4.8 M  
 Unit weight: 57 LB | 25.9 KG  
 Carton weight: 81 LB | 36.74 KG  
 Carton volume: 49 FT³ | 1.38 MT³

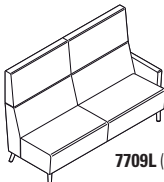
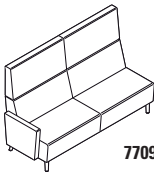

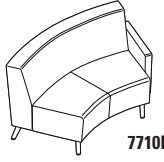

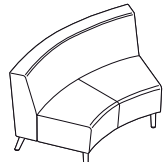


For power/USB unit please see electrical placement chart. Includes ganging hardware (2 sides).


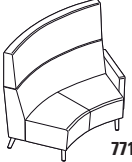

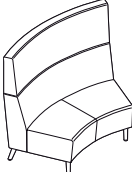

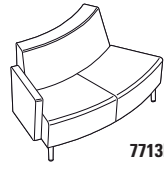
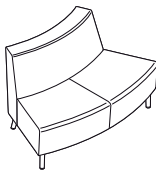
MODEL#	1	2	3	4	5	6	7	8	9	10	11	12
7705NA	2687	2855	2997	3160	3427	3674	3921	4136	4404	4656	4997	5480
OVERALL DIMENSIONS			SEAT DIMENSIONS			BACK DIMENSIONS						
W	D	H	W	D	H	W	H					
IN 48.5 MM 1232	29.5 749	41.5 1054	48 1219	19 483	18 457	48 1219	24 610					
<b>RTA 00</b>		1 per carton										

DESCRIPTION	FEATURES	MODEL#	STANDARD TEXTILE GRADES											
			1	2	3	4	5	6	7	8	9	10	11	12
 <p><b>Two Seater - Extended Back w/Arms</b>                      COM: 7 YD   6.4 M                      Unit weight: 81 LB   36.8 KG                      Carton weight: 107 LB   48.53 KG                      Carton volume: 56.75 FT³   1.6 MT³</p>	For power/USB unit please see electrical placement chart. Freestanding unit only.	<b>7706</b>	3358	3582	3771	3988	4345	4674	5003	5290	5647	5983	6438	7082
		<b>OVERALL DIMENSIONS</b>			<b>SEAT DIMENSIONS</b>			<b>BACK DIMENSIONS</b>						
		<b>W</b>	<b>D</b>	<b>H</b>	<b>W</b>	<b>D</b>	<b>H</b>	<b>W</b>	<b>H</b>					
		IN 53.5	29.5	47	48	19	18	48	29					
		MM 1359	749	1194	1219	483	457	1219	737					
		<b>RTA 00</b>	1 per carton											
 <p><b>7706L (Left arm)</b></p>  <p><b>7706R (Right arm)</b></p> <p><b>Two Seater - Extended Back w/One Arm</b>                      COM: 6.25 YD   5.72 M                      Unit weight: 71 LB   32.3 KG                      Carton weight: 97 LB   44 KG                      Carton volume: 56.75 FT³   1.6 MT³</p>	For power/USB unit please see electrical placement chart. Includes ganging hardware (1 side).	<b>7706L</b> <b>7706R</b>	3115	3315	3484	3678	3996	4290	4584	4840	5159	5459	5865	6440
		<b>OVERALL DIMENSIONS</b>			<b>SEAT DIMENSIONS</b>			<b>BACK DIMENSIONS</b>						
		<b>W</b>	<b>D</b>	<b>H</b>	<b>W</b>	<b>D</b>	<b>H</b>	<b>W</b>	<b>H</b>					
		IN 51	29.5	47	48	19	18	48	29					
		MM 1295	749	1194	1219	483	457	1219	737					
		<b>RTA 00</b>	1 per carton											
 <p><b>Armless Two Seater - Extended Back</b>                      COM: 5.75 YD   5.26 M                      Unit weight: 61 LB   27.7 KG                      Carton weight: 87 LB   39.46 KG                      Carton volume: 56.75 FT³   1.6 MT³</p>	For power/USB unit please see electrical placement chart. Includes ganging hardware (2 sides).	<b>7706NA</b>	2871	3055	3210	3389	3682	3952	4222	4458	4751	5027	5401	5930
		<b>OVERALL DIMENSIONS</b>			<b>SEAT DIMENSIONS</b>			<b>BACK DIMENSIONS</b>						
		<b>W</b>	<b>D</b>	<b>H</b>	<b>W</b>	<b>D</b>	<b>H</b>	<b>W</b>	<b>H</b>					
		IN 48.5	29.5	47	48	19	18	48	29					
		MM 1232	749	1194	1219	483	457	1219	737					
		<b>RTA 00</b>	1 per carton											
 <p><b>Three Seater - Standard Back w/Arms</b>                      COM: 8.25 YD   7.54 M                      Unit weight: 108 LB   49.1 KG                      Carton weight: 139 LB   63.05 KG                      Carton volume: 55.5 FT³   1.57 MT³</p>	For power/USB unit please see electrical placement chart. Freestanding unit only.	<b>7707</b>	4268	4532	4755	5011	5431	5819	6207	6545	6966	7362	7898	8657
		<b>OVERALL DIMENSIONS</b>			<b>SEAT DIMENSIONS</b>			<b>BACK DIMENSIONS</b>						
		<b>W</b>	<b>D</b>	<b>H</b>	<b>W</b>	<b>D</b>	<b>H</b>	<b>W</b>	<b>H</b>					
		IN 77.5	29.5	32	72	19	18	72	14					
		MM 1969	749	813	1829	483	457	1829	356					
		<b>RTA 00</b>	1 per carton											
 <p><b>7707L (Left arm)</b></p>  <p><b>7707R (Right arm)</b></p> <p><b>Three Seater - Standard Back w/One Arm</b>                      COM: 7.75 YD   7.09 M                      Unit weight: 98 LB   44.5 KG                      Carton weight: 129 LB   58.51 KG                      Carton volume: 55.5 FT³   1.57 MT³</p>	For power/USB unit please see electrical placement chart. Includes ganging hardware (1 side).	<b>7707L</b> <b>7707R</b>	4025	4273	4482	4723	5118	5482	5846	6164	6559	6931	7435	8148
		<b>OVERALL DIMENSIONS</b>			<b>SEAT DIMENSIONS</b>			<b>BACK DIMENSIONS</b>						
		<b>W</b>	<b>D</b>	<b>H</b>	<b>W</b>	<b>D</b>	<b>H</b>	<b>W</b>	<b>H</b>					
		IN 75	29.5	32	72	19	18	72	14					
		MM 1905	749	813	1829	483	457	1829	356					
		<b>RTA 00</b>	1 per carton											

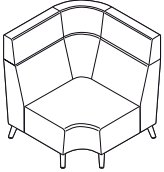
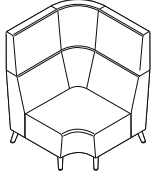
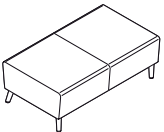
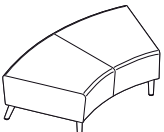
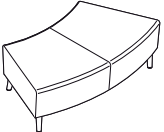


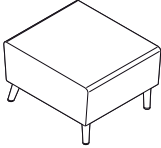

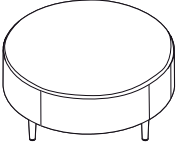
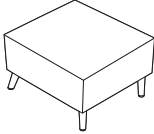
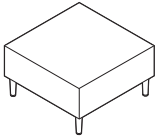
DESCRIPTION	FEATURES	MODEL#	STANDARD TEXTILE GRADES											
			1	2	3	4	5	6	7	8	9	10	11	12
 <p><b>Armless Three Seater - Standard Back</b>                      COM: 7 YD   6.4 M                      Unit weight: 88 LB   40 KG                      Carton weight: 119 LB   53.98 KG                      Carton volume: 55.5 FT³   1.57 MT³</p>	For power/USB unit please see electrical placement chart. Includes ganging hardware (2 sides).	<b>7707NA</b>	3783	4007	4196	4413	4770	5099	5428	5715	6072	6408	6863	7507
			<b>OVERALL DIMENSIONS</b>			<b>SEAT DIMENSIONS</b>			<b>BACK DIMENSIONS</b>					
			<b>W</b>	<b>D</b>	<b>H</b>	<b>W</b>	<b>D</b>	<b>H</b>	<b>W</b>	<b>H</b>				
			IN 72.5 MM 1842	29.5 749	32 813	72 1829	19 483	18 457	72 1829	14 356				
			<b>RTA 00</b>	1 per carton										
 <p><b>Three Seater - High Back w/Arms</b>                      COM: 10.5 YD   9.6 M                      Unit weight: 112 LB   50.9 KG                      Carton weight: 148 LB   67.13 KG                      Carton volume: 69.75 FT³   1.97 MT³</p>	For power/USB unit please see electrical placement chart. Freestanding unit only.	<b>7708</b>	4973	5309	5593	5918	6454	6947	7441	7871	8407	8911	9593	10559
			<b>OVERALL DIMENSIONS</b>			<b>SEAT DIMENSIONS</b>			<b>BACK DIMENSIONS</b>					
			<b>W</b>	<b>D</b>	<b>H</b>	<b>W</b>	<b>D</b>	<b>H</b>	<b>W</b>	<b>H</b>				
			IN 77.5 MM 1969	29.5 749	41.5 1054	72 1829	19 483	18 457	72 1829	24 610				
			<b>RTA 00</b>	1 per carton										
 <p><b>7708L (Left arm)</b></p>	 <p><b>7708R (Right arm)</b></p>	<b>7708L</b> 7708R	4731	5043	5306	5609	6106	6564	7022	7422	7919	8387	9021	9918
			<b>OVERALL DIMENSIONS</b>			<b>SEAT DIMENSIONS</b>			<b>BACK DIMENSIONS</b>					
			<b>W</b>	<b>D</b>	<b>H</b>	<b>W</b>	<b>D</b>	<b>H</b>	<b>W</b>	<b>H</b>				
			IN 75 MM 1905	29.5 749	41.5 1054	72 1829	19 483	18 457	72 1829	24 610				
			<b>RTA 00</b>	1 per carton										
 <p><b>Armless Three Seater - High Back</b>                      COM: 9.25 YD   8.46 M                      Unit weight: 92 LB   41.8 KG                      Carton weight: 126 LB   57.15 KG                      Carton volume: 69.75 FT³   1.97 MT³</p>	For power/USB unit please see electrical placement chart. Includes ganging hardware (2 sides).	<b>7708NA</b>	4486	4782	5032	5319	5790	6225	6660	7039	7511	7955	8556	9407
			<b>OVERALL DIMENSIONS</b>			<b>SEAT DIMENSIONS</b>			<b>BACK DIMENSIONS</b>					
			<b>W</b>	<b>D</b>	<b>H</b>	<b>W</b>	<b>D</b>	<b>H</b>	<b>W</b>	<b>H</b>				
			IN 72.5 MM 1842	29.5 749	41.5 1054	72 1829	19 483	18 457	72 1829	24 610				
			<b>RTA 00</b>	1 per carton										
 <p><b>Three Seater - Extended Back w/Arms</b>                      COM: 11 YD   10.06 M                      Unit weight: 116 LB   52.7 KG                      Carton weight: 144 LB   65.32 KG                      Carton volume: 78.75 FT³   2.22 MT³</p>	For power/USB unit please see electrical placement chart. Freestanding unit only.	<b>7709</b>	5250	5602	5899	6240	6801	7318	7835	8286	8847	9375	10090	11102
			<b>OVERALL DIMENSIONS</b>			<b>SEAT DIMENSIONS</b>			<b>BACK DIMENSIONS</b>					
			<b>W</b>	<b>D</b>	<b>H</b>	<b>W</b>	<b>D</b>	<b>H</b>	<b>W</b>	<b>H</b>				
			IN 77.5 MM 1969	29.5 749	47 1194	72 1829	19 483	18 457	72 1829	29 737				
			<b>RTA 00</b>	1 per carton										

DESCRIPTION	FEATURES	MODEL#	STANDARD TEXTILE GRADES											
			1	2	3	4	5	6	7	8	9	10	11	12
 <p><b>7709L</b> (Left arm)</p>	 <p><b>7709R</b> (Right arm)</p>	<p><b>7709L</b> 7709R</p>	1	2	3	4	5	6	7	8	9	10	11	12
			5007	5343	5627	5952	6488	6981	7475	7905	8441	8945	9627	10593
<p><b>Three Seater - Extended Back w/One Arm</b> COM: 10.5 YD   9.6 M Unit weight: 106 LB   48.2 KG Carton weight: 134 LB   60.78 KG Carton volume: 78.75 FT<sup>3</sup>   2.22 MT<sup>3</sup></p>			<p>For power/USB unit please see electrical placement chart. Includes ganging hardware (1 side).</p>			<p><b>OVERALL DIMENSIONS</b> W D H</p>			<p><b>SEAT DIMENSIONS</b> W D H</p>			<p><b>BACK DIMENSIONS</b> W H</p>		
			IN 75	29.5	47	72	19	18	72	29				
			MM 1905	749	1194	1829	483	457	1829	737				
			<p><b>RTA 00</b></p>		1 per carton									
		<p><b>7709NA</b></p>	1	2	3	4	5	6	7	8	9	10	11	12
			4764	5076	5339	5642	6139	6597	7055	7455	7952	8420	9054	9951
<p><b>Armless Three Seater - Extended Back</b> COM: 9.75 YD   8.92 M Unit weight: 96 LB   43.6 KG Carton weight: 124 LB   56.25 KG Carton volume: 78.75 FT<sup>3</sup>   2.22 MT<sup>3</sup></p>			<p>For power/USB unit please see electrical placement chart. Includes ganging hardware (2 sides).</p>			<p><b>OVERALL DIMENSIONS</b> W D H</p>			<p><b>SEAT DIMENSIONS</b> W D H</p>			<p><b>BACK DIMENSIONS</b> W H</p>		
			IN 72.5	29.5	47	72	19	18	72	29				
			MM 1842	749	1194	1829	483	457	1829	737				
			<p><b>RTA 00</b></p>		1 per carton									
 <p><b>7710L</b> (Left arm)</p>	 <p><b>7710R</b> (Right arm)</p>	<p><b>7710L</b> 7710R</p>	1	2	3	4	5	6	7	8	9	10	11	12
			2886	3054	3196	3359	3626	3873	4120	4335	4603	4855	5196	5679
<p><b>IS Curve - Two Seater - Standard Back w/One Arm</b> COM: 5.25 YD   4.8 M Unit weight: 68 LB   30.9 KG Carton weight: 88 LB   39.92 KG Carton volume: 43 FT<sup>3</sup>   1.21 MT<sup>3</sup></p>			<p>For power/USB unit please see electrical placement chart. Includes ganging hardware (2 sides).</p>			<p><b>OVERALL DIMENSIONS</b> W D H</p>			<p><b>SEAT DIMENSIONS</b> W D H</p>			<p><b>BACK DIMENSIONS</b> W H</p>		
			IN 57	29.5	32	42	19	18	51	14				
			MM 1448	749	813	1067	483	457	1295	356				
			<p><b>RTA 00</b></p>		1 per carton									
		<p><b>7710NA</b></p>	1	2	3	4	5	6	7	8	9	10	11	12
			2643	2787	2909	3048	3278	3489	3701	3885	4115	4331	4623	5037
<p><b>Armless IS Curve - Two Seat - Standard Back</b> COM: 4.5 YD   4.11 M Unit weight: 58 LB   26.4 KG Carton weight: 78 LB   35.38 KG Carton volume: 43 FT<sup>3</sup>   1.21 MT<sup>3</sup></p>			<p>For power/USB unit please see electrical placement chart. Includes ganging hardware (2 sides).</p>			<p><b>OVERALL DIMENSIONS</b> W D H</p>			<p><b>SEAT DIMENSIONS</b> W D H</p>			<p><b>BACK DIMENSIONS</b> W H</p>		
			IN 55	29.5	32	42	19	18	51	14				
			MM 1397	749	813	1067	483	457	1295	356				
			<p><b>RTA 00</b></p>		1 per carton									
 <p><b>7711L</b> (Left arm)</p>	 <p><b>7711R</b> (Right arm)</p>	<p><b>7711L</b> 7711R</p>	1	2	3	4	5	6	7	8	9	10	11	12
			3428	3636	3812	4013	4345	4650	4956	5222	5554	5866	6288	6886
<p><b>IS Curve - Two Seater - High Back w/One Arm</b> COM: 6.5 YD   5.94 M Unit weight: 72 LB   32.7 KG Carton weight: 94 LB   42.64 KG Carton volume: 54 FT<sup>3</sup>   1.52 MT<sup>3</sup></p>			<p>For power/USB unit please see electrical placement chart. Includes ganging hardware (2 sides).</p>			<p><b>OVERALL DIMENSIONS</b> W D H</p>			<p><b>SEAT DIMENSIONS</b> W D H</p>			<p><b>BACK DIMENSIONS</b> W H</p>		
			IN 57	29.5	41.5	42	19	18	51	24				
			MM 1448	749	1054	1067	483	457	1295	610				
			<p><b>RTA 00</b></p>		1 per carton									

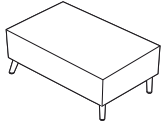
DESCRIPTION	FEATURES	MODEL#	STANDARD TEXTILE GRADES											
			1	2	3	4	5	6	7	8	9	10	11	12
 <p><b>Armless IS Curve - Two Seater - High Back</b>                      COM: 6 YD   5.49 M                      Unit weight: 62 LB   28.2 KG                      Carton weight: 84 LB   38.1 KG                      Carton volume: 54 FT<sup>3</sup>   1.52 MT<sup>3</sup></p>	For power/USB unit please see electrical placement chart. Includes ganging hardware (2 sides).	<b>7711NA</b>	3185	3377	3539	3725	4031	4313	4595	4841	5147	5435	5825	6377
			<b>OVERALL DIMENSIONS</b>			<b>SEAT DIMENSIONS</b>			<b>BACK DIMENSIONS</b>					
			<b>W</b>	<b>D</b>	<b>H</b>	<b>W</b>	<b>D</b>	<b>H</b>	<b>W</b>	<b>H</b>				
			IN 55 MM 1397	29.5 749	41.5 1054	42 1067	19 483	18 457	51 1295	24 610				
			<b>RTA 00</b>	1 per carton										
 <p><b>7712L (Left arm)</b></p>  <p><b>7712R (Right arm)</b></p> <p><b>IS Curve - Two Seater - Extended Back w/One Arm</b>                      COM: 7 YD   6.4 M                      Unit weight: 76 LB   34.5 KG                      Carton weight: 99 LB   44.91 KG                      Carton volume: 62.75 FT<sup>3</sup>   1.77 MT<sup>3</sup></p>	For power/USB unit please see electrical placement chart. Includes ganging hardware (2 sides).	<b>7712L</b> 7712R	3741	3965	4154	4371	4728	5057	5386	5673	6030	6366	6821	7465
			<b>OVERALL DIMENSIONS</b>			<b>SEAT DIMENSIONS</b>			<b>BACK DIMENSIONS</b>					
			<b>W</b>	<b>D</b>	<b>H</b>	<b>W</b>	<b>D</b>	<b>H</b>	<b>W</b>	<b>H</b>				
			IN 57 MM 1448	29.5 749	47 1194	42 1067	19 483	18 457	51 1295	29 737				
			<b>RTA 00</b>	1 per carton										
 <p><b>Armless IS Curve - Two Seater - Extended Back</b>                      COM: 6.75 YD   6.17 M                      Unit weight: 66 LB   30 KG                      Carton weight: 89 LB   40.37 KG                      Carton volume: 62.75 FT<sup>3</sup>   1.77 MT<sup>3</sup></p>	For power/USB unit please see electrical placement chart. Includes ganging hardware (2 sides).	<b>7712NA</b>	3498	3714	3896	4106	4450	4767	5084	5361	5705	6029	6468	7089
			<b>OVERALL DIMENSIONS</b>			<b>SEAT DIMENSIONS</b>			<b>BACK DIMENSIONS</b>					
			<b>W</b>	<b>D</b>	<b>H</b>	<b>W</b>	<b>D</b>	<b>H</b>	<b>W</b>	<b>H</b>				
			IN 55 MM 1397	29.5 749	47 1194	42 1067	19 483	18 457	51 1295	29 737				
			<b>RTA 00</b>	1 per carton										
 <p><b>7713L (Left arm)</b></p>  <p><b>7713R (Right arm)</b></p> <p><b>OS Curve - Two Seater - Standard Back w/One Arm</b>                      COM: 5.25 YD   4.8 M                      Unit weight: 62 LB   28.2 KG                      Carton weight: 82 LB   37.19 KG                      Carton volume: 43 FT<sup>3</sup>   1.21 MT<sup>3</sup></p>	For power/USB unit please see electrical placement chart. Includes ganging hardware (1 side).	<b>7713L</b> 7713R	2943	3111	3253	3416	3683	3930	4177	4392	4660	4912	5253	5736
			<b>OVERALL DIMENSIONS</b>			<b>SEAT DIMENSIONS</b>			<b>BACK DIMENSIONS</b>					
			<b>W</b>	<b>D</b>	<b>H</b>	<b>W</b>	<b>D</b>	<b>H</b>	<b>W</b>	<b>H</b>				
			IN 54.5 MM 1384	29.5 749	32 813	48 1219	19 483	18 457	36 914	14 356				
			<b>RTA 00</b>	1 per carton										
 <p><b>Armless OS Curve - Two Seater - Standard Back</b>                      COM: 4.5 YD   4.11 M                      Unit weight: 52 LB   23.6 KG                      Carton weight: 72 LB   32.66 KG                      Carton volume: 43 FT<sup>3</sup>   1.21 MT<sup>3</sup></p>	For power/USB unit please see electrical placement chart. Includes ganging hardware (2 sides).	<b>7713NA</b>	2699	2843	2965	3104	3334	3545	3757	3941	4171	4387	4679	5093
			<b>OVERALL DIMENSIONS</b>			<b>SEAT DIMENSIONS</b>			<b>BACK DIMENSIONS</b>					
			<b>W</b>	<b>D</b>	<b>H</b>	<b>W</b>	<b>D</b>	<b>H</b>	<b>W</b>	<b>H</b>				
			IN 54 MM 1372	29.5 749	32 813	48 1219	19 483	18 457	36 914	14 356				
			<b>RTA 00</b>	1 per carton										

DESCRIPTION	FEATURES	MODEL#	STANDARD TEXTILE GRADES											
			1	2	3	4	5	6	7	8	9	10	11	12
<p><b>7714L (Left arm)</b></p>	<p><b>7714R (Right arm)</b></p>	<p><b>7714L</b> 7714R</p>	1	2	3	4	5	6	7	8	9	10	11	12
			3486	3694	3870	4071	4403	4708	5014	5280	5612	5924	6346	6944
<p><b>OS Curve - Two Seater - High Back w/One Arm</b> COM: 6.5 YD   5.94 M Unit weight: 66 LB   30 KG Carton weight: 88 LB   39.92 KG Carton volume: 54 FT<sup>3</sup>   1.52 MT<sup>3</sup></p>			<p>For power/USB unit please see electrical placement chart. Includes ganging hardware (1 side).</p>			<p><b>OVERALL DIMENSIONS</b> W D H</p>			<p><b>SEAT DIMENSIONS</b> W D H</p>			<p><b>BACK DIMENSIONS</b> W H</p>		
			IN	54.5	29.5	41.5	48	19	18		36	24		
			MM	1384	749	1054	1219	483	457		914	610		
			<b>RTA 00</b>	1 per carton										
		<p><b>7714NA</b></p>	1	2	3	4	5	6	7	8	9	10	11	12
			3242	3434	3596	3782	4088	4370	4652	4898	5204	5492	5882	6434
<p><b>Armless OS Curve - Two Seater - High Back</b> COM: 6.5 YD   5.94 M Unit weight: 56 LB   25.5 KG Carton weight: 78 LB   35.38 KG Carton volume: 54 FT<sup>3</sup>   1.52 MT<sup>3</sup></p>			<p>For power/USB unit please see electrical placement chart. Includes ganging hardware (2 sides).</p>			<p><b>OVERALL DIMENSIONS</b> W D H</p>			<p><b>SEAT DIMENSIONS</b> W D H</p>			<p><b>BACK DIMENSIONS</b> W H</p>		
			IN	54	29.5	41.5	48	19	18		36	24		
			MM	1372	749	1054	1219	483	457		914	610		
			<b>RTA 00</b>	1 per carton										
<p><b>7715L (Left arm)</b></p>	<p><b>7715R (Right arm)</b></p>	<p><b>7715L</b> 7715R</p>	1	2	3	4	5	6	7	8	9	10	11	12
			3797	4021	4210	4427	4784	5113	5442	5729	6086	6422	6877	7521
<p><b>OS Curve - Two Seater - Extended Back w/One Arm</b> COM: 7 YD   6.4 M Unit weight: 70 LB   31.8 KG Carton weight: 93 LB   42.18 KG Carton volume: 62.75 FT<sup>3</sup>   1.77 MT<sup>3</sup></p>			<p>For power/USB unit please see electrical placement chart. Includes ganging hardware (1 side).</p>			<p><b>OVERALL DIMENSIONS</b> W D H</p>			<p><b>SEAT DIMENSIONS</b> W D H</p>			<p><b>BACK DIMENSIONS</b> W H</p>		
			IN	54.5	29.5	47	48	19	18		36	29		
			MM	1384	749	1194	1219	483	457		914	737		
			<b>RTA 00</b>	1 per carton										
		<p><b>7715NA</b></p>	1	2	3	4	5	6	7	8	9	10	11	12
			3553	3769	3951	4161	4505	4822	5139	5416	5760	6084	6523	7144
<p><b>Armless OS Curve - Two Seater - Ext. High Back</b> COM: 6.75 YD   6.17 M Unit weight: 60 LB   27.3 KG Carton weight: 83 LB   37.65 KG Carton volume: 62.75 FT<sup>3</sup>   1.77 MT<sup>3</sup></p>			<p>For power/USB unit please see electrical placement chart. Includes ganging hardware (2 sides).</p>			<p><b>OVERALL DIMENSIONS</b> W D H</p>			<p><b>SEAT DIMENSIONS</b> W D H</p>			<p><b>BACK DIMENSIONS</b> W H</p>		
			IN	54	29.5	47	48	19	18		36	29		
			MM	1372	749	1194	1219	483	457		914	737		
			<b>RTA 00</b>	1 per carton										
		<p><b>7716</b></p>	1	2	3	4	5	6	7	8	9	10	11	12
			3676	3852	4001	4171	4452	4710	4969	5194	5475	5739	6096	6602
<p><b>Armless Corner Unit - Standard Back</b> COM: 5.5 YD   5.03 M Unit weight: 55 LB   25 KG Carton weight: 75 LB   34.02 KG Carton volume: 49 FT<sup>3</sup>   1.38 MT<sup>3</sup></p>			<p>For power/USB unit please see electrical placement chart. Includes ganging hardware (2 sides).</p>			<p><b>OVERALL DIMENSIONS</b> W D H</p>			<p><b>SEAT DIMENSIONS</b> W D H</p>			<p><b>BACK DIMENSIONS</b> W H</p>		
			IN	38	38	32	24	19	18		24	14		
			MM	965	965	813	610	483	457		610	356		
			<b>RTA 00</b>	1 per carton										

DESCRIPTION	FEATURES	MODEL#	STANDARD TEXTILE GRADES											
			1	2	3	4	5	6	7	8	9	10	11	12
 <p><b>Armless Corner Unit - High Back</b>                      COM: 7.75 YD   7.09 M                      Unit weight: 60 LB   27.3 KG                      Carton weight: 82 LB   37.19 KG                      Carton volume: 49 FT<sup>3</sup>   1.38 MT<sup>3</sup></p>	For power/USB unit please see electrical placement chart. Includes ganging hardware (2 sides).	<b>7717</b>	4666	4914	5123	5364	5759	6123	6487	6805	7200	7572	8076	8789
			<b>OVERALL DIMENSIONS</b>			<b>SEAT DIMENSIONS</b>			<b>BACK DIMENSIONS</b>					
			<b>W</b>	<b>D</b>	<b>H</b>	<b>W</b>	<b>D</b>	<b>H</b>	<b>W</b>	<b>H</b>				
			IN 38	38	41.5	24	19	18	24	24				
			MM 965	965	1054	610	483	457	610	610				
			<b>RTA 00</b>	1 per carton										
 <p><b>Armless Corner Unit - Extended Back</b>                      COM: 8.5 YD   7.77 M                      Unit weight: 65 LB   29.5 KG                      Carton weight: 88 LB   39.92 KG                      Carton volume: 49 FT<sup>3</sup>   1.38 MT<sup>3</sup></p>	For power/USB unit please see electrical placement chart. Includes ganging hardware (2 sides).	<b>7718</b>	5181	5453	5683	5946	6380	6779	7179	7527	7961	8369	8921	9703
			<b>OVERALL DIMENSIONS</b>			<b>SEAT DIMENSIONS</b>			<b>BACK DIMENSIONS</b>					
			<b>W</b>	<b>D</b>	<b>H</b>	<b>W</b>	<b>D</b>	<b>H</b>	<b>W</b>	<b>H</b>				
			IN 38	38	47	24	19	18	24	29				
			MM 965	965	1194	610	483	457	610	737				
			<b>RTA 00</b>	1 per carton										
 <p><b>Two Seater Bench</b>                      COM: 2.25 YD   2.06 M                      Unit weight: 31 LB   14.1 KG                      Carton weight: 41 LB   18.6 KG                      Carton volume: 21.25 FT<sup>3</sup>   0.6 MT<sup>3</sup></p>	For power/USB unit please see electrical placement chart. Includes ganging hardware (2 sides).	<b>7725</b>	1796	1868	1929	1999	2113	2219	2325	2417	2532	2640	2786	2993
			<b>OVERALL DIMENSIONS</b>			<b>SEAT DIMENSIONS</b>			<b>BACK DIMENSIONS</b>					
			<b>W</b>	<b>D</b>	<b>H</b>	<b>W</b>	<b>D</b>	<b>H</b>	<b>W</b>	<b>H</b>				
			IN 48.5	28	17.5	-	-	-	-	-				
			MM 1232	711	445	-	-	-	-	-				
			<b>RTA 00</b>	1 per carton										
 <p><b>IS Curve - Two Seater Bench</b>                      COM: 3 YD   2.74 M                      Unit weight: 31 LB   14.1 KG                      Carton weight: 41 LB   18.6 KG                      Carton volume: 21.25 FT<sup>3</sup>   0.6 MT<sup>3</sup></p>	For power/USB unit please see electrical placement chart. Includes ganging hardware (2 sides).	<b>7726</b>	2609	2705	2786	2879	3032	3173	3314	3437	3590	3734	3929	4205
			<b>OVERALL DIMENSIONS</b>			<b>SEAT DIMENSIONS</b>			<b>BACK DIMENSIONS</b>					
			<b>W</b>	<b>D</b>	<b>H</b>	<b>W</b>	<b>D</b>	<b>H</b>	<b>W</b>	<b>H</b>				
			IN 54	28	17.5	-	-	-	-	-				
			MM 1372	711	445	-	-	-	-	-				
			<b>RTA 00</b>	1 per carton										
 <p><b>OS Curve - Two Seater Bench</b>                      COM: 3 YD   2.74 M                      Unit weight: 31 LB   14.1 KG                      Carton weight: 41 LB   18.6 KG                      Carton volume: 21.25 FT<sup>3</sup>   0.6 MT<sup>3</sup></p>	For power/USB unit please see electrical placement chart. Includes ganging hardware (2 sides).	<b>7727</b>	2597	2693	2774	2867	3020	3161	3302	3425	3578	3722	3917	4193
			<b>OVERALL DIMENSIONS</b>			<b>SEAT DIMENSIONS</b>			<b>BACK DIMENSIONS</b>					
			<b>W</b>	<b>D</b>	<b>H</b>	<b>W</b>	<b>D</b>	<b>H</b>	<b>W</b>	<b>H</b>				
			IN 54	28	17.5	-	-	-	-	-				
			MM 1372	711	445	-	-	-	-	-				
			<b>RTA 00</b>	1 per carton										

DESCRIPTION	FEATURES	MODEL#	STANDARD TEXTILE GRADES											
			1	2	3	4	5	6	7	8	9	10	11	12
 <p><b>Square Single Seater Bench</b> COM: 1.75 YD   1.6 M Unit weight: 25 LB   11.4 KG Carton weight: 30 LB   13.61 KG Carton volume: 9.25 FT³   0.26 MT³</p>	<p>For power/USB unit please see electrical placement chart. Includes ganging hardware (2 sides).</p>	<b>7728</b>	1157	1213	1260	1315	1404	1486	1568	1640	1729	1813	1927	2088
			<b>OVERALL DIMENSIONS</b>			<b>SEAT DIMENSIONS</b>			<b>BACK DIMENSIONS</b>					
			<b>W</b>	<b>D</b>	<b>H</b>	<b>W</b>	<b>D</b>	<b>H</b>	<b>W</b>	<b>H</b>				
			IN 24.5	28	17.5	-	-	-	-	-				
			MM 622	711	445	-	-	-	-	-				
		<b>RTA 00</b>	1 per carton											
 <p><b>36" Dia. - Round Bench</b> COM: 3 YD   2.74 M Unit weight: 41 LB   18.6 KG Carton weight: 46 LB   20.87 KG Carton volume: 18.25 FT³   0.51 MT³</p>	<p>No power/USB unit. Freestanding unit only.</p>	<b>7729</b>	1546	1642	1723	1816	1969	2110	2251	2374	2527	2671	2866	3142
			<b>OVERALL DIMENSIONS</b>			<b>SEAT DIMENSIONS</b>			<b>BACK DIMENSIONS</b>					
			<b>W</b>	<b>D</b>	<b>H</b>	<b>W</b>	<b>D</b>	<b>H</b>	<b>W</b>	<b>H</b>				
			IN 36	36	17.5	-	-	-	-	-				
			MM 914	914	445	-	-	-	-	-				
		<b>RTA 00</b>	1 per carton											
 <p><b>42" Dia. - Round Bench</b> COM: 3.25 YD   2.97 M Unit weight: 45 LB   20.5 KG Carton weight: 50 LB   22.68 KG Carton volume: 22 FT³   0.62 MT³</p>	<p>No power/USB unit. Freestanding unit only.</p>	<b>7730</b>	1813	1917	2005	2106	2271	2424	2577	2710	2876	3032	3243	3542
			<b>OVERALL DIMENSIONS</b>			<b>SEAT DIMENSIONS</b>			<b>BACK DIMENSIONS</b>					
			<b>W</b>	<b>D</b>	<b>H</b>	<b>W</b>	<b>D</b>	<b>H</b>	<b>W</b>	<b>H</b>				
			IN 42	42	17.5	-	-	-	-	-				
			MM 1067	1067	445	-	-	-	-	-				
		<b>RTA 00</b>	1 per carton											
 <p><b>30" Square Laminate Coffee Table</b> COM: N/A Unit weight: 48 LB   21.8 KG Carton weight: 61 LB   27.67 KG Carton volume: 11.5 FT³   0.32 MT³</p>	<p>For power/USB unit please see electrical placement chart. Freestanding unit only.</p>	<b>7731</b>	List price											
			1392											
			<b>OVERALL DIMENSIONS</b>			<b>SEAT DIMENSIONS</b>			<b>BACK DIMENSIONS</b>					
			<b>W</b>	<b>D</b>	<b>H</b>	<b>W</b>	<b>D</b>	<b>H</b>	<b>W</b>	<b>H</b>				
			IN 30	30	17	-	-	-	-	-				
MM 762	762	432	-	-	-	-	-							
		<b>RTA 00</b>	1 per carton											
 <p><b>36" Square Laminate Coffee Table</b> COM: N/A Unit weight: 70 LB   31.8 KG Carton weight: 85 LB   38.56 KG Carton volume: 16.5 FT³   0.46 MT³</p>	<p>For Power/USB unit please see electrical placement chart. Freestanding unit only.</p>	<b>7732</b>	List price											
			1582											
			<b>OVERALL DIMENSIONS</b>			<b>SEAT DIMENSIONS</b>			<b>BACK DIMENSIONS</b>					
			<b>W</b>	<b>D</b>	<b>H</b>	<b>W</b>	<b>D</b>	<b>H</b>	<b>W</b>	<b>H</b>				
			IN 36	36	17	-	-	-	-	-				
MM 914	914	432	-	-	-	-	-							
		<b>RTA 00</b>	1 per carton											

DESCRIPTION FEATURES MODEL# STANDARD TEXTILE GRADES



**Rectangular Laminate Coffee Table**

COM: N/A

Unit weight: 50 LB | 22.7 KG

Carton weight: 55 LB | 24.95 KG

Carton volume: 11.5 FT³ | 0.32 MT³

For power/USB unit please see electrical placement chart.

Freestanding unit only.

List price

**7733** 1400

**OVERALL DIMENSIONS**

W D H

IN 40 20 17  
MM 1016 508 432

**SEAT DIMENSIONS**

W D H

- - -  
- - -

**BACK DIMENSIONS**

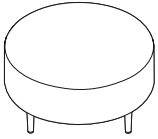
W H

- -  
- -

**RTA 00** 1 per carton

List price

**7734** 1729



**36" Dia. - Round Laminate Coffee Table**

COM: N/A

Unit weight: 58 LB | 26.4 KG

Carton weight: 63 LB | 28.58 KG

Carton volume: 16.5 FT³ | 0.46 MT³

For power/USB unit please see electrical placement chart.

Freestanding unit only.

**OVERALL DIMENSIONS**

W D H

IN 36 36 17  
MM 914 914 432

**SEAT DIMENSIONS**

W D H

- - -  
- - -

**BACK DIMENSIONS**

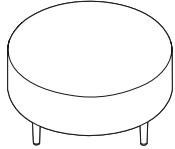
W H

- -  
- -

**RTA 00** 1 per carton

List price

**7735** 1889



**42" Dia. - Round Laminate Coffee Table**

COM: N/A

Unit weight: 80 LB | 36.4 KG

Carton weight: 85 LB | 38.56 KG

Carton volume: 22 FT³ | 0.62 MT³

For power/USB unit please see electrical placement chart.

Freestanding unit only.

**OVERALL DIMENSIONS**

W D H

IN 42 42 17  
MM 1067 1067 432

**SEAT DIMENSIONS**

W D H

- - -  
- - -

**BACK DIMENSIONS**

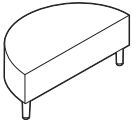
W H

- -  
- -

**RTA 00** 1 per carton

List price

**7736** 1223



**36" Half Round Laminate Coffee Table**

COM: N/A

Unit weight: 32 LB | 14.5 KG

Carton weight: 37 LB | 16.78 KG

Carton volume: 8.5 FT³ | 0.24 MT³

For power/USB unit please see electrical placement chart.

Freestanding unit only.

**OVERALL DIMENSIONS**

W D H

IN 36 18 17  
MM 914 457 432

**SEAT DIMENSIONS**

W D H

- - -  
- - -

**BACK DIMENSIONS**

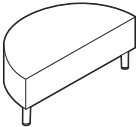
W H

- -  
- -

**RTA 00** 1 per carton

List price

**7737** 1483



**42" Half Round Laminate Coffee Table**

COM: N/A

Unit weight: 44 LB | 20 KG

Carton weight: 48 LB | 21.77 KG

Carton volume: 11.5 FT³ | 0.32 MT³

For power/USB unit please see electrical placement chart.

Freestanding unit only.

**OVERALL DIMENSIONS**

W D H

IN 42 21 17  
MM 1067 533 432

**SEAT DIMENSIONS**

W D H

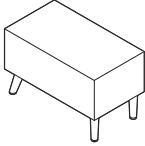
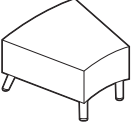
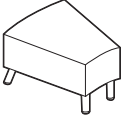
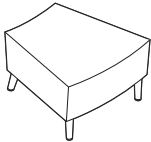
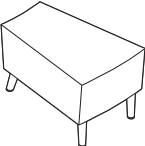
- - -  
- - -

**BACK DIMENSIONS**

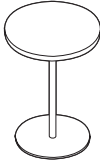
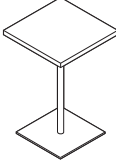



W H

- -  
- -

**RTA 00** 1 per carton

DESCRIPTION	FEATURES	MODEL#	STANDARD TEXTILE GRADES							
 <p><b>Rectangular Laminate End Table</b> COM: N/A Unit weight: 28 LB   12.7 KG Carton weight: 34 LB   15.42 KG Carton volume: 5.5 FT<sup>3</sup>   0.15 MT<sup>3</sup></p>	<p>For power/USB unit please see electrical placement chart.</p> <p>Includes ganging hardware (2 sides).</p>	<p><b>7738</b></p>	List price							
			1401							
			OVERALL DIMENSIONS			SEAT DIMENSIONS			BACK DIMENSIONS	
			W	D	H	W	D	H	W	H
IN 15	27.25	17	-	-	-	-	-			
MM 381	692	432	-	-	-	-	-			
		<b>RTA 00</b>	1 per carton							
 <p><b>IS Curve Wide Wedge Laminate End Table</b> COM: N/A Unit weight: 40 LB   18.2 KG Carton weight: 50 LB   22.68 KG Carton volume: 9.5 FT<sup>3</sup>   0.26 MT<sup>3</sup></p>	<p>For power/USB unit please see electrical placement chart.</p> <p>Includes ganging hardware (2 sides).</p>	<p><b>7739</b></p>	List price							
			1850							
			OVERALL DIMENSIONS			SEAT DIMENSIONS			BACK DIMENSIONS	
			W	D	H	W	D	H	W	H
IN 27.25	27.25	17	-	-	-	-	-			
MM 692	692	432	-	-	-	-	-			
		<b>RTA 00</b>	1 per carton							
 <p><b>IS Curve Narrow Wedge Laminate End Table</b> COM: N/A Unit weight: 28 LB   12.7 KG Carton weight: 34 LB   15.42 KG Carton volume: 6.5 FT<sup>3</sup>   0.18 MT<sup>3</sup></p>	<p>For power/USB unit please see electrical placement chart.</p> <p>Includes ganging hardware (2 sides).</p>	<p><b>7740</b></p>	List price							
			1499							
			OVERALL DIMENSIONS			SEAT DIMENSIONS			BACK DIMENSIONS	
			W	D	H	W	D	H	W	H
IN 18.25	27.25	17	-	-	-	-	-			
MM 464	692	432	-	-	-	-	-			
		<b>RTA 00</b>	1 per carton							
 <p><b>OS Curve - Wide Wedge Laminate End Table</b> COM: N/A Unit weight: 40 LB   18.2 KG Carton weight: 50 LB   22.68 KG Carton volume: 9.5 FT<sup>3</sup>   0.26 MT<sup>3</sup></p>	<p>For power/USB unit please see electrical placement chart.</p> <p>Includes ganging hardware (2 sides).</p>	<p><b>7741</b></p>	List price							
			1850							
			OVERALL DIMENSIONS			SEAT DIMENSIONS			BACK DIMENSIONS	
			W	D	H	W	D	H	W	H
IN 27.25	27.25	17	-	-	-	-	-			
MM 692	692	432	-	-	-	-	-			
		<b>RTA 00</b>	1 per carton							
 <p><b>OS Curve - Narrow Wedge Laminate End Table</b> COM: N/A Unit weight: 28 LB   12.7 KG Carton weight: 34 LB   15.42 KG Carton volume: 6.5 FT<sup>3</sup>   0.18 MT<sup>3</sup></p>	<p>For power/USB unit please see electrical placement chart.</p> <p>Includes ganging hardware (2 sides).</p>	<p><b>7742</b></p>	List price							
			1499							
			OVERALL DIMENSIONS			SEAT DIMENSIONS			BACK DIMENSIONS	
			W	D	H	W	D	H	W	H
IN 18.25	27.25	17	-	-	-	-	-			
MM 464	692	432	-	-	-	-	-			
		<b>RTA 00</b>	1 per carton							



DESCRIPTION	FEATURES	MODEL#	STANDARD TEXTILE GRADES											
 <p><b>18" Round Laminate Laptop Table w/14" Base</b> COM: N/A Unit weight: 22 LB   10 KG Carton weight: 32 LB   14.51 KG Carton volume: 6 FT³   0.16 MT³</p>	No power/USB unit.	List price												
		7743	1063											
		OVERALL DIMENSIONS			SEAT DIMENSIONS			BACK DIMENSIONS						
		W	D	H	W	D	H	W	H					
IN 18	18	25.25	-	-	-	-	-							
MM 457	457	641	-	-	-	-	-							
		RTA 00	courier	1 per carton										
 <p><b>16" Square Laminate Laptop Table w/14" Base</b> COM: N/A Unit weight: 26 LB   11.8 KG Carton weight: 36 LB   16.33 KG Carton volume: 6 FT³   0.16 MT³</p>	No power/USB unit.	List price												
		7745	1035											
		OVERALL DIMENSIONS			SEAT DIMENSIONS			BACK DIMENSIONS						
		W	D	H	W	D	H	W	H					
IN 16	16	25.25	-	-	-	-	-							
MM 406	406	641	-	-	-	-	-							
		RTA 00	1 per carton											
 <p><b>Personal Harbor - Standard Back</b> COM: 5.5 YD   5.03 M Unit weight: 70 LB   31.8 KG Carton weight: 85 LB   38.56 KG Carton volume: 31.75 FT³   0.89 MT³</p>	For power/USB unit please see electrical placement chart. Freestanding unit only.  *High traffic model.													
		7746	3124	3300	3449	3619	3900	4158	4417	4642	4923	5187	5544	6050
		7786*	3568	3744	3893	4063	4344	4602	4861	5086	5367	5631	5988	6494
		OVERALL DIMENSIONS			SEAT DIMENSIONS			BACK DIMENSIONS						
W	D	H	W	D	H	W	H							
IN 45	29.5	32	24	19	18	27	14							
MM 1143	749	813	610	483	457	686	356							
		RTA 00	1 per carton											
 <p><b>Personal Harbor - High Back</b> COM: 7.75 YD   7.09 M Unit weight: 86 LB   39.1 KG Carton weight: 101 LB   45.81 KG Carton volume: 40.25 FT³   1.13 MT³</p>	For power/USB unit please see electrical placement chart. Freestanding unit only.  *High traffic model.													
		7747	4397	4645	4854	5095	5490	5854	6218	6536	6931	7303	7807	8520
		7787*	4970	5218	5427	5668	6063	6427	6791	7109	7504	7876	8380	9093
		OVERALL DIMENSIONS			SEAT DIMENSIONS			BACK DIMENSIONS						
W	D	H	W	D	H	W	H							
IN 45	29.5	41.5	24	19	18	27	24							
MM 1143	749	1054	610	483	457	686	610							
		RTA 00	1 per carton											
 <p><b>Personal Harbor - Extended Back</b> COM: 8.5 YD   7.77 M Unit weight: 102 LB   46.4 KG Carton weight: 117 LB   53.07 KG Carton volume: 45.75 FT³   1.29 MT³</p>	For power/USB unit please see electrical placement chart. Freestanding unit only.  *High traffic model.													
		7748	4946	5218	5448	5711	6145	6544	6944	7292	7726	8134	8686	9468
		7788*	5389	5661	5891	6154	6588	6987	7387	7735	8169	8577	9129	9911
		OVERALL DIMENSIONS			SEAT DIMENSIONS			BACK DIMENSIONS						
W	D	H	W	D	H	W	H							
IN 45	29.5	47	24	19	18	27	29							
MM 1143	749	1194	610	483	457	686	737							
		RTA 00	1 per carton											

RIVER+ SEATING



model R27802

model R27824S

River+ Benches & Tables



For River+ benches, please see page 291.  
For River+ tables, please see page 296.

EXAMPLE RIVER+ SEATING ORDER CODE:

R27802	-NS	-CE90	-NS	-CE90	-	-FO
Model number	Sealed Seams (back)	Back textile	Sealed seams (seat)	Seat textile	Shelf finish	Connector finish
-CHM	-S6	-NC				
Leg finish	Leg selection	Additional weight				

Additional Options specify at end of order code.	SPECIFY CODE
<b>Additional weight</b> See each model for amount of added weight and upcharge. For models ending in S, applies only to leg selection (S6).	<b>CW</b>
<b>Bottom selection</b> Black lining (standard) Vinyl sealed bottom w/staple strip. Upcharges vary, see model.* Steel bottom. Upcharges vary, see model.**	<b>SB</b> <b>SU</b> <b>BS</b>
<b>Power unit finish</b> Jet Black White	<b>J</b> <b>W</b>
<b>Power/USB unit position</b> (see electrical placement images, not available on corner units) Front left Front right Side left Side right <b>Power/USB unit position</b> (models with shelf only) Center back	\$717 per unit <b>F1</b> <b>F2</b> <b>S1</b> <b>S2</b> <b>CB</b>
<b>Tamperproof fasteners</b> Upcharges vary, see model.	<b>TP</b>
<b>Moisture barrier</b> Upcharges vary, see model.	<b>MB</b>
<b>Accessory hook finish</b> (for models with shelf) Night. No Upcharge. Fog. No Upcharge. Latte. No Upcharge.	<b>BK</b> <b>FO</b> <b>LB</b>

\*linking hardware is lowered to clear the staple strip. Units will only gang with other units with sealed bottom.  
\*\*cannot be combined with linking hardware or power units

STANDARD FEATURES

- A modular series that is composed of straight, curved and corner sections.
- Same seat height units with no upholstered arms can be linked together to create a variety of layouts. Ganging hardware is standard (factory installed) and swivels out of the way when not in use.
- The unique tapered legs are made of welded steel, with each leg bolted directly to the unit frame. Standard leg height is 6.5". The leg height makes it easy to clean under the product.
- Legs are standard in Chrome (CHM) with Black nylon non-marking height adjustable glides.
- Modular, aluminum loop arms are sold separately (with or without nylon armcaps). These relocatable arms are field installed at any seat to back connector.
- Seating frames are heavy duty with interlocking plywood, puzzle box construction, and are made for active environments. Seats are high density with highly resilient foam.
- Seat to back connector components join back and seat; maintaining offset for cleanout. Connector is available in three finishes.
- All River+ seating models meet or exceed the applicable ANSI/BIFMA standards and are backed by Global's Heavy Duty warranty.
- River+ seating is rated for an active weight up to 600 lbs. per seat and 24/7 use.
- For heavy duty application, Global's Limited Lifetime Warranty is applicable only on fabrics that are rated for 100,000+ double rubs.
- Upholstery options: fabric, vinyl or leather. Leather only recommended on seat and may feature a horizontal stitch detail.
- All units are shipped fully assembled.

OPTIONAL FEATURES

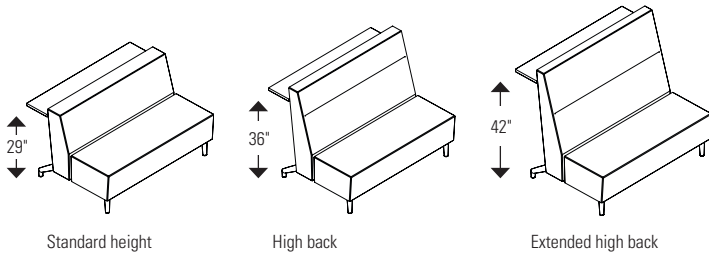
- To add sealed seams to your product, please specify (S2), (SE) - see each model for upcharges.
- A 10" deep, 1" thick back shelf is available on two and three seater units, as well as select corner units, in many low pressure laminate finishes. Shelf supports are aluminum with accessory hook in three finishes. Weight capacity: Shelf - 50 lbs. per seat; Hook - 20 lbs. each.
- Units with shelf available with 6.5" leg. Back legs on these models are (E6) extended legs, as standard.
- To specify tapered legs on shelf models to match models without shelf, select (C6) leg with counterweight. Available on models ending in "S". Upcharges vary.
- Floor mount legs are available. Please specify (F6). Models with shelf will have extended legs. Fastening hardware not included.
- Products can be weighted to reduce the ease of movement. For additional weight options, please specify (CW) - see each model for available additional weight and upcharge.
- Underside of seat is standard with black lining (SB). For improved housekeeping and infection control practices, the underside of the seat can be finished with PVC (vinyl) and sealed to prevent penetration of liquids. Please specify (SU) - see each model for upcharge.
- Steel bottom provides tamperproof protection (includes tamperproof screws). Please specify (BS) - see each model for upcharge. Note: electrical option and ganging are not available with steel bottom.
- Most seating (except corner units) can be specified with power/USB units, which include one power outlet, one double USB terminal with a matching 120" three-prong power cord.
- Power/USB units can be specified in a variety predetermined locations, as shown in the electrical illustrations. Electrical units must be factory installed.

- Power/USB units are available with either Jet Black (J) face plate with Black power/USB receptacles or with a White (W) face plate with White power/USB receptacles.
- Tamperproof fasteners can be requested for a higher level of safety (ganging brackets are not included). Please specify (TP) - see each model for upcharge.
- For moisture barrier on seat, please specify (MB) - see each model for upcharge.

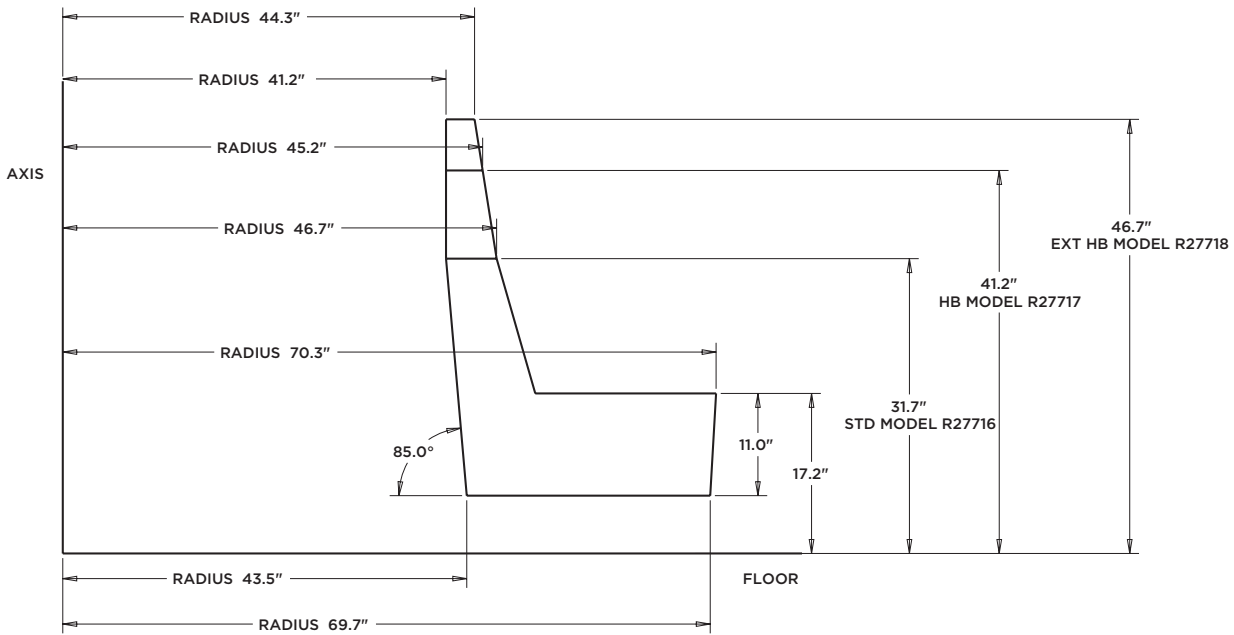
Please add option codes in the following order:

- **Model number**  
R27801 to R27803 Lounge chairs  
R27804 to R27806 Two seaters  
R27807 to R27809 Three seaters  
R27810 to R27812 Bariatric lounge chairs  
R27815 to R27817 Inside curve two seaters  
R27818 to R27820 Outside curve two seaters  
R27821 to R27823 90 degree corners  
R27824 to R27826 120 degree corners  
- Add (S) to model # if ordering with a back shelf (excludes lounge chairs and bariatric models).
- **Back + upholstered arms sealed seams (NS)** Standard seams.  
(S2) Back sealed seams. Upcharges vary, see model.
- **Back + upholstered arms textile**  
Specify textile code.
- **Seat sealed seams (NS)** Standard seams.  
(SE) Seat sealed seams. Upcharges vary, see model.
- **Seat textile**  
Specify textile code.
- **Back shelf finish** (for models ending in S) (colors shown on website)  
(ACJ) Absolute Acajou (FCL) First Class  
(ASN) Asian Night (NBL) Noce Biondo  
(AWC) Avant Cherry (NGL) Noce Grigio  
(AWH) Avant Honey (NEL) Noce Leggero  
(BLK) Black (NML) Noce Medio  
(BZD) Blizzard (OTM) Quartered Mahogany  
(BRC) Brushed Cobalt (SBY) Sheer Beauty  
(CMB) Clear Maple (SDT) Stonedust  
(CGY) Custom Grey (SOG) Storm Grey  
(DES) Dark Espresso (WHE) Walnut Heights  
(DWT) Designer White (WHC) White Chocolate  
(FAS) Fashionista (WCR) Winter Cherry
- **Seat to back connector finish**  
(BK) Night. No upcharge.  
(FO) Fog. No upcharge.  
(LB) Latte. No upcharge.
- **Leg finish**  
For leg finish options, please see page 360. No upcharges.
- **Leg selection** (models without shelf)  
(S6) Standard seat height (17.5"), 6.5" leg w/ adjustable glides. No upcharge.  
(S8) High seat (19"), 8" leg w/adjustable glides. No upcharge.  
(F6) Standard seat height (17.5"), 6.5" leg w/floor mount. Add \$90 for straight units; \$113 for curved, corner units.  
(F8) High seat (19"), 8" leg w/floor mount. Add \$90 for straight units; \$113 for curved, corner units.
- **Leg selection** (models with shelf)  
(E6) Standard seat height (17.5"), 6.5" extended leg w/adjustable glides.  
(F6) Standard seat height (17.5"), 6.5" extended leg w/floor mount. Add \$90 for straight units; \$113 for curved, corner units.  
(C6) Standard seat height (17.5"), 6.5" leg w/adjustable glides and counterweight. Upcharges vary, see model.
- **Additional weight** (not available on all models)  
(NC) No added weight. No upcharge.  
(CW) Counterweight. See each model for weight added and upcharge.

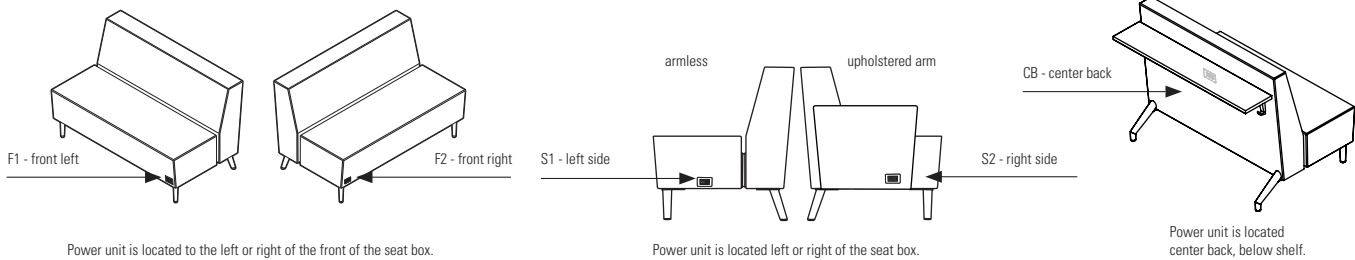
SHELF HEIGHTS



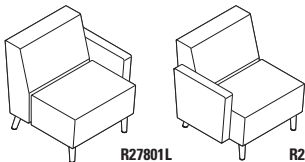




DIMENSIONS

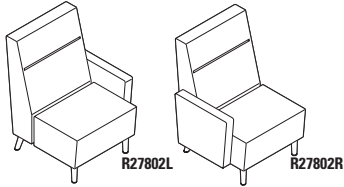


ELECTRICAL PLACEMENT



DESCRIPTION	FEATURES	MODEL#	STANDARD TEXTILE GRADES																													
			1	2	3	4	5	6	7	8	9	10	11	12																		
 <p><b>R27801</b></p> <p><b>Lounge Chair - Standard Back</b> COM: 3.75 YD   3.43 M Unit weight: 47 LB   21.4 KG Carton weight: 61 LB   27.67 KG Carton volume: 19.75 FT<sup>3</sup>   0.55 MT<sup>3</sup></p>	<p>For power/USB unit, please see electrical placement chart.</p> <p>Includes ganging hardware (2 sides).</p> <p>Add \$52, \$46 for <b>(S2)</b>, <b>(SE)</b> Add \$533 for 36 lbs. <b>(CW)</b> Add \$59 for <b>(SU)</b> or \$298 for <b>(BS)</b> Add \$28 for <b>(TP)</b> Add \$81 for <b>(MB)</b></p>	<b>R27801</b>	1691	1811	1912	2029	2220	2396	2572	2726	2917	3097	3341	3686																		
		<table border="1"> <thead> <tr> <th colspan="3">OVERALL DIMENSIONS</th> <th colspan="3">SEAT DIMENSIONS</th> <th colspan="2">BACK DIMENSIONS</th> </tr> <tr> <th>W</th> <th>D</th> <th>H</th> <th>W</th> <th>D</th> <th>H</th> <th>W</th> <th>H</th> </tr> </thead> <tbody> <tr> <td>IN 26</td> <td>30</td> <td>32</td> <td>26</td> <td>19</td> <td>18</td> <td>26</td> <td>14</td> </tr> <tr> <td>MM 660</td> <td>762</td> <td>813</td> <td>660</td> <td>483</td> <td>457</td> <td>660</td> <td>356</td> </tr> </tbody> </table> <p><b>RTA 00</b> 1 per carton</p>	OVERALL DIMENSIONS			SEAT DIMENSIONS			BACK DIMENSIONS		W	D	H	W	D	H	W	H	IN 26	30	32	26	19	18	26	14	MM 660	762	813	660	483	457
OVERALL DIMENSIONS			SEAT DIMENSIONS			BACK DIMENSIONS																										
W	D	H	W	D	H	W	H																									
IN 26	30	32	26	19	18	26	14																									
MM 660	762	813	660	483	457	660	356																									
 <p><b>R27801B</b></p> <p><b>Lounge Chair - Standard Back w/Uph Arms</b> COM: 5.75 YD   5.26 M Unit weight: 67 LB   30.5 KG Carton weight: 82 LB   37.19 KG Carton volume: 24.5 FT<sup>3</sup>   0.69 MT<sup>3</sup></p>	<p>For power/USB unit, please see electrical placement chart.</p> <p>Ganging not available.</p> <p>Add \$91, \$46 for <b>(S2)</b>, <b>(SE)</b> Add \$533 for 36 lbs. <b>(CW)</b> Add \$57 for <b>(SU)</b> or \$285 for <b>(BS)</b> Add \$28 for <b>(TP)</b> Add \$77 for <b>(MB)</b></p>	<b>R27801B</b>	2285	2469	2624	2803	3096	3366	3636	3872	4165	4441	4815	5344																		
		<table border="1"> <thead> <tr> <th colspan="3">OVERALL DIMENSIONS</th> <th colspan="3">SEAT DIMENSIONS</th> <th colspan="2">BACK DIMENSIONS</th> </tr> <tr> <th>W</th> <th>D</th> <th>H</th> <th>W</th> <th>D</th> <th>H</th> <th>W</th> <th>H</th> </tr> </thead> <tbody> <tr> <td>IN 33</td> <td>30</td> <td>32</td> <td>26</td> <td>19</td> <td>18</td> <td>26</td> <td>14</td> </tr> <tr> <td>MM 838</td> <td>762</td> <td>813</td> <td>660</td> <td>483</td> <td>457</td> <td>660</td> <td>356</td> </tr> </tbody> </table> <p><b>RTA 00</b> 1 per carton</p>	OVERALL DIMENSIONS			SEAT DIMENSIONS			BACK DIMENSIONS		W	D	H	W	D	H	W	H	IN 33	30	32	26	19	18	26	14	MM 838	762	813	660	483	457
OVERALL DIMENSIONS			SEAT DIMENSIONS			BACK DIMENSIONS																										
W	D	H	W	D	H	W	H																									
IN 33	30	32	26	19	18	26	14																									
MM 838	762	813	660	483	457	660	356																									
 <p><b>R27801L</b>      <b>R27801R</b></p> <p><b>Lounge Chair - Standard Back w/Uph Arms (Left/Right)</b> COM: 4.75 YD   4.34 M Unit weight: 57 LB   25.9 KG Carton weight: 72 LB   32.66 KG Carton volume: 24.5 FT<sup>3</sup>   0.69 MT<sup>3</sup></p>	<p>For power/USB unit, please see electrical placement chart.</p> <p>Includes ganging hardware (1 side only).</p> <p>Add \$71, \$46 for <b>(S2)</b>, <b>(SE)</b> Add \$533 for 36 lbs. <b>(CW)</b> Add \$57 for <b>(SU)</b> or \$285 for <b>(BS)</b> Add \$28 for <b>(TP)</b> Add \$77 for <b>(MB)</b></p>	<b>R27801L</b> <b>R27801R</b>	1988	2140	2268	2416	2658	2881	3104	3299	3541	3769	4078	4515																		
		<table border="1"> <thead> <tr> <th colspan="3">OVERALL DIMENSIONS</th> <th colspan="3">SEAT DIMENSIONS</th> <th colspan="2">BACK DIMENSIONS</th> </tr> <tr> <th>W</th> <th>D</th> <th>H</th> <th>W</th> <th>D</th> <th>H</th> <th>W</th> <th>H</th> </tr> </thead> <tbody> <tr> <td>IN 29.5</td> <td>30</td> <td>32</td> <td>26</td> <td>19</td> <td>18</td> <td>26</td> <td>14</td> </tr> <tr> <td>MM 749</td> <td>762</td> <td>813</td> <td>660</td> <td>483</td> <td>457</td> <td>660</td> <td>356</td> </tr> </tbody> </table> <p><b>RTA 00</b> 1 per carton</p>	OVERALL DIMENSIONS			SEAT DIMENSIONS			BACK DIMENSIONS		W	D	H	W	D	H	W	H	IN 29.5	30	32	26	19	18	26	14	MM 749	762	813	660	483	457
OVERALL DIMENSIONS			SEAT DIMENSIONS			BACK DIMENSIONS																										
W	D	H	W	D	H	W	H																									
IN 29.5	30	32	26	19	18	26	14																									
MM 749	762	813	660	483	457	660	356																									
 <p><b>R27802</b></p> <p><b>Lounge Chair - High Back</b> COM: 4.5 YD   4.11 M Unit weight: 52 LB   23.6 KG Carton weight: 71 LB   32.21 KG Carton volume: 24.75 FT<sup>3</sup>   0.7 MT<sup>3</sup></p>	<p>For power/USB unit, please see electrical placement chart.</p> <p>Includes ganging hardware (2 sides).</p> <p>Add \$72, \$46 for <b>(S2)</b>, <b>(SE)</b> Add \$533 for 36 lbs. <b>(CW)</b> Add \$59 for <b>(SU)</b> or \$298 for <b>(BS)</b> Add \$28 for <b>(TP)</b> Add \$81 for <b>(MB)</b></p>	<b>R27802</b>	1878	2022	2143	2284	2513	2724	2935	3120	3349	3565	3858	4272																		
		<table border="1"> <thead> <tr> <th colspan="3">OVERALL DIMENSIONS</th> <th colspan="3">SEAT DIMENSIONS</th> <th colspan="2">BACK DIMENSIONS</th> </tr> <tr> <th>W</th> <th>D</th> <th>H</th> <th>W</th> <th>D</th> <th>H</th> <th>W</th> <th>H</th> </tr> </thead> <tbody> <tr> <td>IN 26</td> <td>30.5</td> <td>41.5</td> <td>26</td> <td>19</td> <td>18</td> <td>26</td> <td>23.5</td> </tr> <tr> <td>MM 660</td> <td>775</td> <td>1054</td> <td>660</td> <td>483</td> <td>457</td> <td>660</td> <td>597</td> </tr> </tbody> </table> <p><b>RTA 00</b> 1 per carton</p>	OVERALL DIMENSIONS			SEAT DIMENSIONS			BACK DIMENSIONS		W	D	H	W	D	H	W	H	IN 26	30.5	41.5	26	19	18	26	23.5	MM 660	775	1054	660	483	457
OVERALL DIMENSIONS			SEAT DIMENSIONS			BACK DIMENSIONS																										
W	D	H	W	D	H	W	H																									
IN 26	30.5	41.5	26	19	18	26	23.5																									
MM 660	775	1054	660	483	457	660	597																									
 <p><b>R27802B</b></p> <p><b>Lounge Chair - High Back w/Uph Arms</b> COM: 6.5 YD   5.94 M Unit weight: 72 LB   32.7 KG Carton weight: 88.5 LB   40.14 KG Carton volume: 31.25 FT<sup>3</sup>   0.88 MT<sup>3</sup></p>	<p>For power/USB unit, please see electrical placement chart.</p> <p>Ganging not available.</p> <p>Add \$112, \$46 for <b>(S2)</b>, <b>(SE)</b> Add \$533 for 36 lbs. <b>(CW)</b> Add \$59 for <b>(SU)</b> or \$298 for <b>(BS)</b> Add \$28 for <b>(TP)</b> Add \$81 for <b>(MB)</b></p>	<b>R27802B</b>	2472	2680	2855	3058	3389	3694	3999	4266	4597	4909	5332	5930																		
		<table border="1"> <thead> <tr> <th colspan="3">OVERALL DIMENSIONS</th> <th colspan="3">SEAT DIMENSIONS</th> <th colspan="2">BACK DIMENSIONS</th> </tr> <tr> <th>W</th> <th>D</th> <th>H</th> <th>W</th> <th>D</th> <th>H</th> <th>W</th> <th>H</th> </tr> </thead> <tbody> <tr> <td>IN 33</td> <td>30.5</td> <td>41.5</td> <td>26</td> <td>19</td> <td>18</td> <td>26</td> <td>23.5</td> </tr> <tr> <td>MM 838</td> <td>775</td> <td>1054</td> <td>660</td> <td>483</td> <td>457</td> <td>660</td> <td>597</td> </tr> </tbody> </table> <p><b>RTA 00</b> 1 per carton</p>	OVERALL DIMENSIONS			SEAT DIMENSIONS			BACK DIMENSIONS		W	D	H	W	D	H	W	H	IN 33	30.5	41.5	26	19	18	26	23.5	MM 838	775	1054	660	483	457
OVERALL DIMENSIONS			SEAT DIMENSIONS			BACK DIMENSIONS																										
W	D	H	W	D	H	W	H																									
IN 33	30.5	41.5	26	19	18	26	23.5																									
MM 838	775	1054	660	483	457	660	597																									

DESCRIPTION	FEATURES	MODEL#	STANDARD TEXTILE GRADES											
			1	2	3	4	5	6	7	8	9	10	11	12



**Lounge Chair - High Back w/Up Arms (Left/Right)**  
 COM: 5.5 YD | 5.03 M  
 Unit weight: 62 LB | 28.2 KG  
 Carton weight: 78.5 LB | 35.61 KG  
 Carton volume: 31.25 FT<sup>3</sup> | 0.88 MT<sup>3</sup>

For power/USB unit, please see electrical placement chart.

Includes ganging hardware (1 side only).

Add \$91, \$46 for (S2), (SE)  
 Add \$533 for 36 lbs. (CW)  
 Add \$59 for (SU) or \$298 for (BS)  
 Add \$28 for (TP)  
 Add \$81 for (MB)

MODEL#	STANDARD TEXTILE GRADES											
	1	2	3	4	5	6	7	8	9	10	11	12
R27802L R27802R	2175	2351	2499	2671	2951	3209	3467	3693	3973	4237	4595	5101
OVERALL DIMENSIONS	W D H			SEAT DIMENSIONS			BACK DIMENSIONS					
	W	D	H	W	D	H	W	D	H	W	D	H
IN	29.5	30.5	41.5	26	19	18	26	23.5				
MM	749	775	1054	660	483	457	660	597				
RTA 00	1 per carton											



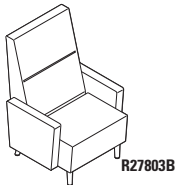
**Lounge Chair - Extended Back**  
 COM: 4.75 YD | 4.34 M  
 Unit weight: 64 LB | 29.1 KG  
 Carton weight: 81 LB | 36.74 KG  
 Carton volume: 28 FT<sup>3</sup> | 0.79 MT<sup>3</sup>

For power/USB unit, please see electrical placement chart.

Includes ganging hardware (2 sides).

Add \$72, \$46 for (S2), (SE)  
 Add \$533 for 36 lbs. (CW)  
 Add \$59 for (SU) or \$298 for (BS)  
 Add \$28 for (TP)  
 Add \$81 for (MB)

MODEL#	STANDARD TEXTILE GRADES											
	1	2	3	4	5	6	7	8	9	10	11	12
R27803	1972	2124	2252	2400	2642	2865	3088	3283	3525	3753	4062	4499
OVERALL DIMENSIONS	W D H			SEAT DIMENSIONS			BACK DIMENSIONS					
	W	D	H	W	D	H	W	D	H	W	D	H
IN	26	31	47	26	19	18	26	29				
MM	660	787	1194	660	483	457	660	597				
RTA 00	1 per carton											



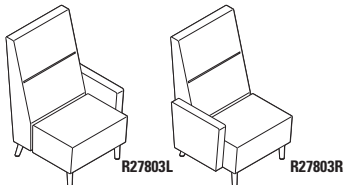
**Lounge Chair - Extended Back w/Up Arms**  
 COM: 6.75 YD | 6.17 M  
 Unit weight: 84 LB | 38.2 KG  
 Carton weight: 101.5 LB | 46.04 KG  
 Carton volume: 35 FT<sup>3</sup> | 0.99 MT<sup>3</sup>

For power/USB unit, please see electrical placement chart.

Ganging not available.

Add \$117, \$46 for (S2), (SE)  
 Add \$533 for 36 lbs. (CW)  
 Add \$59 for (SU) or \$298 for (BS)  
 Add \$28 for (TP)  
 Add \$81 for (MB)

MODEL#	STANDARD TEXTILE GRADES											
	1	2	3	4	5	6	7	8	9	10	11	12
R27803B	2566	2782	2964	3174	3518	3835	4152	4429	4773	5097	5536	6157
OVERALL DIMENSIONS	W D H			SEAT DIMENSIONS			BACK DIMENSIONS					
	W	D	H	W	D	H	W	D	H	W	D	H
IN	33	31	47	26	19	18	26	29				
MM	838	787	1194	660	483	457	660	737				
RTA 00	1 per carton											



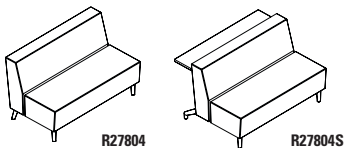
**Lounge Chair - Extended Back w/Up Arms (Left/Right)**  
 COM: 5.75 YD | 5.26 M  
 Unit weight: 74 LB | 33.6 KG  
 Carton weight: 91.5 LB | 41.5 KG  
 Carton volume: 35 FT<sup>3</sup> | 0.99 MT<sup>3</sup>

For power/USB unit, please see electrical placement chart.

Includes ganging hardware (1 side only).

Add \$97, \$46 for (S2), (SE)  
 Add \$533 for 36 lbs. (CW)  
 Add \$59 for (SU) or \$298 for (BS)  
 Add \$28 for (TP)  
 Add \$81 for (MB)

MODEL#	STANDARD TEXTILE GRADES											
	1	2	3	4	5	6	7	8	9	10	11	12
R27803L R27803R	2269	2453	2608	2787	3080	3350	3620	3856	4149	4425	4799	5328
OVERALL DIMENSIONS	W D H			SEAT DIMENSIONS			BACK DIMENSIONS					
	W	D	H	W	D	H	W	D	H	W	D	H
IN	29.5	31	47	26	19	18	26	29				
MM	749	787	1194	660	483	457	660	737				
RTA 00	1 per carton											



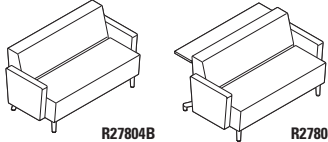
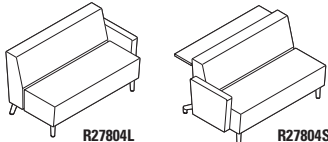
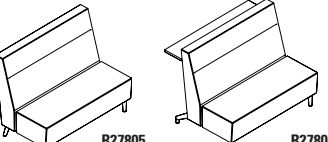
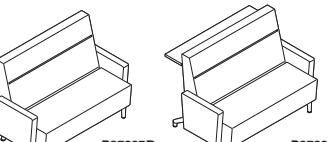
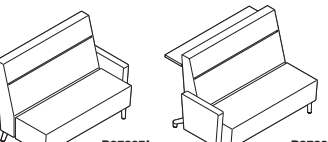
**Two Seater - Standard Back**  
 COM: 4.75 YD | 4.34 M  
 Unit weight: 91 LB | 41.4 KG  
 Carton weight: 113 LB | 51.26 KG  
 Carton volume: 28 FT<sup>3</sup> | 0.79 MT<sup>3</sup>

For power/USB unit, please see electrical placement chart.

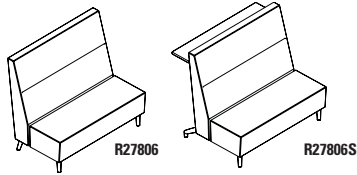
Includes ganging hardware (2 sides).

Add \$85, \$71 for (S2), (SE)  
 Add \$1067 for 72 lbs. (CW), (C6)  
 Add \$119 for (SU) or \$476 for (BS)  
 Add \$28 for (TP)  
 Add \$161 for (MB)

MODEL#	STANDARD TEXTILE GRADES											
	1	2	3	4	5	6	7	8	9	10	11	12
R27804 R27804S	2647	2799	2927	3075	3317	3540	3763	3958	4200	4428	4737	5174
shelf model IN W52 D40.5 H32   MM W1321 D1029 H813												
OVERALL DIMENSIONS	W D H			SEAT DIMENSIONS			BACK DIMENSIONS					
	W	D	H	W	D	H	W	D	H	W	D	H
IN	52	30	32	52	19	18	52	14				
MM	1321	762	813	1321	483	457	1321	356				
RTA 00	1 per carton											

DESCRIPTION	FEATURES	MODEL#	STANDARD TEXTILE GRADES																																				
			1	2	3	4	5	6	7	8	9	10	11	12																									
 <p><b>R27804B</b>      <b>R27804SB</b></p> <p><b>Two Seater - Standard Back w/Uph Arms</b> COM: 6.75 YD   6.17 M Unit weight: 111 LB   50.5 KG Carton weight: 133 LB   60.33 KG Carton volume: 42.5 FT<sup>3</sup>   1.2 MT<sup>3</sup></p>	<p>For power/USB unit, please see electrical placement chart.</p> <p>Ganging not available.</p> <p>Add \$127, \$71 for <b>(S2)</b>, <b>(SE)</b> Add \$1067 for 72 lbs. <b>(CW)</b>, <b>(C6)</b> Add \$119 for <b>(SU)</b> or \$476 for <b>(BS)</b> Add \$28 for <b>(TP)</b> Add \$161 for <b>(MB)</b></p>	<table border="1"> <tr> <td><b>R27804B</b></td><td>3241</td><td>3457</td><td>3639</td><td>3849</td><td>4193</td><td>4510</td><td>4827</td><td>5104</td><td>5448</td><td>5772</td><td>6211</td><td>6832</td> </tr> <tr> <td><b>R27804SB</b></td><td>3803</td><td>4019</td><td>4201</td><td>4411</td><td>4755</td><td>5072</td><td>5389</td><td>5666</td><td>6010</td><td>6334</td><td>6773</td><td>7394</td> </tr> </table> <p>shelf model in W59 D40.5 H32   MM W1499 D1029 H813</p>												<b>R27804B</b>	3241	3457	3639	3849	4193	4510	4827	5104	5448	5772	6211	6832	<b>R27804SB</b>	3803	4019	4201	4411	4755	5072	5389	5666	6010	6334	6773	7394
		<b>R27804B</b>	3241	3457	3639	3849	4193	4510	4827	5104	5448	5772	6211	6832																									
<b>R27804SB</b>	3803	4019	4201	4411	4755	5072	5389	5666	6010	6334	6773	7394																											
<p><b>OVERALL DIMENSIONS</b></p> <table border="1"> <tr><th>W</th><th>D</th><th>H</th></tr> <tr><td>IN 59</td><td>30</td><td>32</td></tr> <tr><td>MM 1499</td><td>762</td><td>813</td></tr> </table>			W	D	H	IN 59	30	32	MM 1499	762	813	<p><b>SEAT DIMENSIONS</b></p> <table border="1"> <tr><th>W</th><th>D</th><th>H</th></tr> <tr><td>IN 59</td><td>30</td><td>32</td></tr> <tr><td>MM 1499</td><td>762</td><td>813</td></tr> </table>			W	D	H	IN 59	30	32	MM 1499	762	813	<p><b>BACK DIMENSIONS</b></p> <table border="1"> <tr><th>W</th><th>H</th></tr> <tr><td>IN 59</td><td>14</td></tr> <tr><td>MM 1499</td><td>356</td></tr> </table>						W	H	IN 59	14	MM 1499	356				
W	D	H																																					
IN 59	30	32																																					
MM 1499	762	813																																					
W	D	H																																					
IN 59	30	32																																					
MM 1499	762	813																																					
W	H																																						
IN 59	14																																						
MM 1499	356																																						
			<p><b>RTA 00</b> 1 per carton</p>																																				
 <p><b>R27804L</b>      <b>R27804SR</b></p> <p><b>Two Seater - Standard Back w/Uph Arms (Left/Right)</b> COM: 5.75 YD   5.26 M Unit weight: 101 LB   45.9 KG Carton weight: 123 LB   55.79 KG Carton volume: 42.5 FT<sup>3</sup>   1.2 MT<sup>3</sup></p>	<p>For power/USB unit, please see electrical placement chart.</p> <p>Includes ganging hardware (1 side only).</p> <p>Add \$106, \$71 for <b>(S2)</b>, <b>(SE)</b> Add \$1067 for 72 lbs. <b>(CW)</b>, <b>(C6)</b> Add \$119 for <b>(SU)</b> or \$476 for <b>(BS)</b> Add \$28 for <b>(TP)</b> Add \$161 for <b>(MB)</b></p>	<table border="1"> <tr> <td><b>R27804L</b></td><td>2944</td><td>3128</td><td>3283</td><td>3462</td><td>3755</td><td>4025</td><td>4295</td><td>4531</td><td>4824</td><td>5100</td><td>5474</td><td>6003</td> </tr> <tr> <td><b>R27804SL</b></td><td>3506</td><td>3690</td><td>3845</td><td>4024</td><td>4317</td><td>4587</td><td>4857</td><td>5093</td><td>5386</td><td>5662</td><td>6036</td><td>6565</td> </tr> </table> <p>shelf model in W55.5 D40.5 H32   MM W1410 D1029 H813</p>												<b>R27804L</b>	2944	3128	3283	3462	3755	4025	4295	4531	4824	5100	5474	6003	<b>R27804SL</b>	3506	3690	3845	4024	4317	4587	4857	5093	5386	5662	6036	6565
		<b>R27804L</b>	2944	3128	3283	3462	3755	4025	4295	4531	4824	5100	5474	6003																									
<b>R27804SL</b>	3506	3690	3845	4024	4317	4587	4857	5093	5386	5662	6036	6565																											
<p><b>OVERALL DIMENSIONS</b></p> <table border="1"> <tr><th>W</th><th>D</th><th>H</th></tr> <tr><td>IN 55.5</td><td>30</td><td>32</td></tr> <tr><td>MM 1410</td><td>762</td><td>813</td></tr> </table>			W	D	H	IN 55.5	30	32	MM 1410	762	813	<p><b>SEAT DIMENSIONS</b></p> <table border="1"> <tr><th>W</th><th>D</th><th>H</th></tr> <tr><td>IN 55.5</td><td>30</td><td>32</td></tr> <tr><td>MM 1410</td><td>762</td><td>813</td></tr> </table>			W	D	H	IN 55.5	30	32	MM 1410	762	813	<p><b>BACK DIMENSIONS</b></p> <table border="1"> <tr><th>W</th><th>H</th></tr> <tr><td>IN 55.5</td><td>14</td></tr> <tr><td>MM 1410</td><td>356</td></tr> </table>						W	H	IN 55.5	14	MM 1410	356				
W	D	H																																					
IN 55.5	30	32																																					
MM 1410	762	813																																					
W	D	H																																					
IN 55.5	30	32																																					
MM 1410	762	813																																					
W	H																																						
IN 55.5	14																																						
MM 1410	356																																						
			<p><b>RTA 00</b> 1 per carton</p>																																				
 <p><b>R27805</b>      <b>R27805S</b></p> <p><b>Two Seater - High Back</b> COM: 5.5 YD   5.03 M Unit weight: 94 LB   42.7 KG Carton weight: 116 LB   52.62 KG Carton volume: 19.75 FT<sup>3</sup>   0.55 MT<sup>3</sup></p>	<p>For power/USB unit, please see electrical placement chart.</p> <p>Includes ganging hardware (2 sides).</p> <p>Add \$115, \$71 for <b>(S2)</b>, <b>(SE)</b> Add \$1067 for 72 lbs. <b>(CW)</b>, <b>(C6)</b> Add \$119 for <b>(SU)</b> or \$476 for <b>(BS)</b> Add \$28 for <b>(TP)</b> Add \$161 for <b>(MB)</b></p>	<table border="1"> <tr> <td><b>R27805</b></td><td>2946</td><td>3122</td><td>3271</td><td>3441</td><td>3722</td><td>3980</td><td>4239</td><td>4464</td><td>4745</td><td>5009</td><td>5366</td><td>5872</td> </tr> <tr> <td><b>R27805S</b></td><td>3508</td><td>3684</td><td>3833</td><td>4003</td><td>4284</td><td>4542</td><td>4801</td><td>5026</td><td>5307</td><td>5571</td><td>5928</td><td>6434</td> </tr> </table> <p>shelf model in W52 D41 H41.5   MM W1321 D1041 H1054</p>												<b>R27805</b>	2946	3122	3271	3441	3722	3980	4239	4464	4745	5009	5366	5872	<b>R27805S</b>	3508	3684	3833	4003	4284	4542	4801	5026	5307	5571	5928	6434
		<b>R27805</b>	2946	3122	3271	3441	3722	3980	4239	4464	4745	5009	5366	5872																									
<b>R27805S</b>	3508	3684	3833	4003	4284	4542	4801	5026	5307	5571	5928	6434																											
<p><b>OVERALL DIMENSIONS</b></p> <table border="1"> <tr><th>W</th><th>D</th><th>H</th></tr> <tr><td>IN 52</td><td>30.5</td><td>41.5</td></tr> <tr><td>MM 1321</td><td>775</td><td>1054</td></tr> </table>			W	D	H	IN 52	30.5	41.5	MM 1321	775	1054	<p><b>SEAT DIMENSIONS</b></p> <table border="1"> <tr><th>W</th><th>D</th><th>H</th></tr> <tr><td>IN 52</td><td>30.5</td><td>41.5</td></tr> <tr><td>MM 1321</td><td>775</td><td>1054</td></tr> </table>			W	D	H	IN 52	30.5	41.5	MM 1321	775	1054	<p><b>BACK DIMENSIONS</b></p> <table border="1"> <tr><th>W</th><th>H</th></tr> <tr><td>IN 52</td><td>23.5</td></tr> <tr><td>MM 1321</td><td>597</td></tr> </table>						W	H	IN 52	23.5	MM 1321	597				
W	D	H																																					
IN 52	30.5	41.5																																					
MM 1321	775	1054																																					
W	D	H																																					
IN 52	30.5	41.5																																					
MM 1321	775	1054																																					
W	H																																						
IN 52	23.5																																						
MM 1321	597																																						
			<p><b>RTA 00</b> 1 per carton</p>																																				
 <p><b>R27805B</b>      <b>R27805SB</b></p> <p><b>Two Seater - High Back w/Uph Arms</b> COM: 7.5 YD   6.86 M Unit weight: 114 LB   51.8 KG Carton weight: 116 LB   52.62 KG Carton volume: 19.75 FT<sup>3</sup>   0.55 MT<sup>3</sup></p>	<p>For power/USB unit, please see electrical placement chart.</p> <p>Ganging not available.</p> <p>Add \$155, \$71 for <b>(S2)</b>, <b>(SE)</b> Add \$1067 for 72 lbs. <b>(CW)</b>, <b>(C6)</b> Add \$119 for <b>(SU)</b> or \$476 for <b>(BS)</b> Add \$28 for <b>(TP)</b> Add \$161 for <b>(MB)</b></p>	<table border="1"> <tr> <td><b>R27805B</b></td><td>3540</td><td>3780</td><td>3983</td><td>4215</td><td>4598</td><td>4950</td><td>5303</td><td>5610</td><td>5993</td><td>6353</td><td>6840</td><td>7530</td> </tr> <tr> <td><b>R27805SB</b></td><td>4102</td><td>4342</td><td>4545</td><td>4777</td><td>5160</td><td>5512</td><td>5865</td><td>6172</td><td>6555</td><td>6915</td><td>7402</td><td>8092</td> </tr> </table> <p>shelf model in W59 D41 H41.5   MM W1499 D1041 H1054</p>												<b>R27805B</b>	3540	3780	3983	4215	4598	4950	5303	5610	5993	6353	6840	7530	<b>R27805SB</b>	4102	4342	4545	4777	5160	5512	5865	6172	6555	6915	7402	8092
		<b>R27805B</b>	3540	3780	3983	4215	4598	4950	5303	5610	5993	6353	6840	7530																									
<b>R27805SB</b>	4102	4342	4545	4777	5160	5512	5865	6172	6555	6915	7402	8092																											
<p><b>OVERALL DIMENSIONS</b></p> <table border="1"> <tr><th>W</th><th>D</th><th>H</th></tr> <tr><td>IN 59</td><td>30.5</td><td>41.5</td></tr> <tr><td>MM 1499</td><td>775</td><td>1054</td></tr> </table>			W	D	H	IN 59	30.5	41.5	MM 1499	775	1054	<p><b>SEAT DIMENSIONS</b></p> <table border="1"> <tr><th>W</th><th>D</th><th>H</th></tr> <tr><td>IN 59</td><td>30.5</td><td>41.5</td></tr> <tr><td>MM 1499</td><td>775</td><td>1054</td></tr> </table>			W	D	H	IN 59	30.5	41.5	MM 1499	775	1054	<p><b>BACK DIMENSIONS</b></p> <table border="1"> <tr><th>W</th><th>H</th></tr> <tr><td>IN 59</td><td>23.5</td></tr> <tr><td>MM 1499</td><td>597</td></tr> </table>						W	H	IN 59	23.5	MM 1499	597				
W	D	H																																					
IN 59	30.5	41.5																																					
MM 1499	775	1054																																					
W	D	H																																					
IN 59	30.5	41.5																																					
MM 1499	775	1054																																					
W	H																																						
IN 59	23.5																																						
MM 1499	597																																						
			<p><b>RTA 00</b> 1 per carton</p>																																				
 <p><b>R27805L</b>      <b>R27805SR</b></p> <p><b>Two Seater - High Back w/Uph Arms (Left/Right)</b> COM: 6.5 YD   5.94 M Unit weight: 104 LB   47.3 KG Carton weight: 128 LB   58.06 KG Carton volume: 54 FT<sup>3</sup>   1.52 MT<sup>3</sup></p>	<p>For power/USB unit, please see electrical placement chart.</p> <p>Includes ganging hardware (1 side only).</p> <p>Add \$134, \$71 for <b>(S2)</b>, <b>(SE)</b> Add \$1067 for 72 lbs. <b>(CW)</b>, <b>(C6)</b> Add \$119 for <b>(SU)</b> or \$476 for <b>(BS)</b> Add \$28 for <b>(TP)</b> Add \$161 for <b>(MB)</b></p>	<table border="1"> <tr> <td><b>R27805L</b></td><td>3243</td><td>3451</td><td>3627</td><td>3828</td><td>4160</td><td>4465</td><td>4771</td><td>5037</td><td>5369</td><td>5681</td><td>6103</td><td>6701</td> </tr> <tr> <td><b>R27805SR</b></td><td>3805</td><td>4013</td><td>4189</td><td>4390</td><td>4722</td><td>5027</td><td>5333</td><td>5599</td><td>5931</td><td>6243</td><td>6665</td><td>7263</td> </tr> </table> <p>shelf model in W55.5 D41 H41.5   MM W1410 D1041 H1054</p>												<b>R27805L</b>	3243	3451	3627	3828	4160	4465	4771	5037	5369	5681	6103	6701	<b>R27805SR</b>	3805	4013	4189	4390	4722	5027	5333	5599	5931	6243	6665	7263
		<b>R27805L</b>	3243	3451	3627	3828	4160	4465	4771	5037	5369	5681	6103	6701																									
<b>R27805SR</b>	3805	4013	4189	4390	4722	5027	5333	5599	5931	6243	6665	7263																											
<p><b>OVERALL DIMENSIONS</b></p> <table border="1"> <tr><th>W</th><th>D</th><th>H</th></tr> <tr><td>IN 55.5</td><td>30.5</td><td>41.5</td></tr> <tr><td>MM 1410</td><td>775</td><td>1054</td></tr> </table>			W	D	H	IN 55.5	30.5	41.5	MM 1410	775	1054	<p><b>SEAT DIMENSIONS</b></p> <table border="1"> <tr><th>W</th><th>D</th><th>H</th></tr> <tr><td>IN 55.5</td><td>30.5</td><td>41.5</td></tr> <tr><td>MM 1410</td><td>775</td><td>1054</td></tr> </table>			W	D	H	IN 55.5	30.5	41.5	MM 1410	775	1054	<p><b>BACK DIMENSIONS</b></p> <table border="1"> <tr><th>W</th><th>H</th></tr> <tr><td>IN 55.5</td><td>23.5</td></tr> <tr><td>MM 1410</td><td>597</td></tr> </table>						W	H	IN 55.5	23.5	MM 1410	597				
W	D	H																																					
IN 55.5	30.5	41.5																																					
MM 1410	775	1054																																					
W	D	H																																					
IN 55.5	30.5	41.5																																					
MM 1410	775	1054																																					
W	H																																						
IN 55.5	23.5																																						
MM 1410	597																																						
			<p><b>RTA 00</b> 1 per carton</p>																																				

DESCRIPTION FEATURES MODEL# STANDARD TEXTILE GRADES



**Two Seater - Extended Back**  
 COM: 5.5 YD | 5.03 M  
 Unit weight: 106 LB | 48.2 KG  
 Carton weight: 71 LB | 32.21 KG  
 Carton volume: 24.75 FT³ | 0.7 MT³

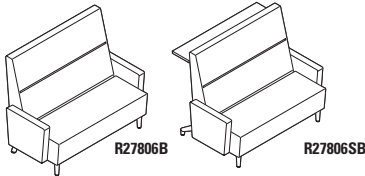
For power/USB unit, please see electrical placement chart.  
 Includes ganging hardware (2 sides).  
 Add \$123, \$71 for **(S2), (SE)**  
 Add \$1067 for 72 lbs. **(CW), (C6)**  
 Add \$119 for **(SU)** or \$476 for **(BS)**  
 Add \$28 for **(TP)**  
 Add \$161 for **(MB)**

	1	2	3	4	5	6	7	8	9	10	11	12
<b>R27806</b>	3117	3293	3442	3612	3893	4151	4410	4635	4916	5180	5537	6043
<b>R27806S</b>	3678	3854	4003	4173	4454	4712	4971	5196	5477	5741	6098	6604

shelf model in W52 D41.5 H47 | MM W1321 D1054 H1194

OVERALL DIMENSIONS			SEAT DIMENSIONS			BACK DIMENSIONS		
W	D	H	W	D	H	W	H	
IN 52	31	47	52	19	18	52	29	
MM 1321	787	1194	1321	483	457	1321	737	

RTA 00 1 per carton



**Two Seater - Extended Back w/Uph Arms**  
 COM: 8 YD | 7.32 M  
 Unit weight: 126 LB | 57.3 KG  
 Carton weight: 151 LB | 68.49 KG  
 Carton volume: 60.5 FT³ | 1.71 MT³

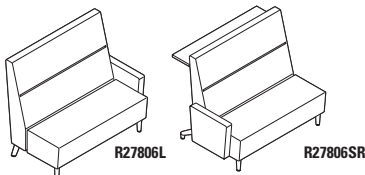
For power/USB unit, please see electrical placement chart.  
 Ganging not available.  
 Add \$162, \$71 for **(S2), (SE)**  
 Add \$1067 for 72 lbs. **(CW), (C6)**  
 Add \$119 for **(SU)** or \$476 for **(BS)**  
 Add \$28 for **(TP)**  
 Add \$161 for **(MB)**

	1	2	3	4	5	6	7	8	9	10	11	12
<b>R27806B</b>	3711	3967	4183	4431	4839	5215	5591	5919	6327	6711	7231	7967
<b>R27806SB</b>	4272	4528	4744	4992	5400	5776	6152	6480	6888	7272	7792	8528

shelf model in W59 D41.5 H47 | MM W1499 D1054 H1194

OVERALL DIMENSIONS			SEAT DIMENSIONS			BACK DIMENSIONS		
W	D	H	W	D	H	W	H	
IN 59	31	47	52	19	18	52	29	
MM 1499	787	1194	1321	483	457	1321	737	

RTA 00 1 per carton



**Two Seater - Extended Back w/Uph Arms (Left/Right)**  
 COM: 7 YD | 6.4 M  
 Unit weight: 116 LB | 52.7 KG  
 Carton weight: 141 LB | 63.96 KG  
 Carton volume: 60.5 FT³ | 1.71 MT³

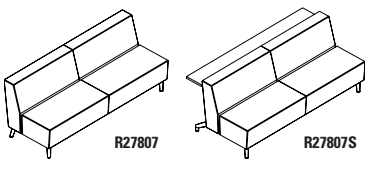
For power/USB unit, please see electrical placement chart.  
 Includes ganging hardware (1 side only).  
 Add \$142, \$71 for **(S2), (SE)**  
 Add \$1067 for 72 lbs. **(CW), (C6)**  
 Add \$119 for **(SU)** or \$476 for **(BS)**  
 Add \$28 for **(TP)**  
 Add \$161 for **(MB)**

	1	2	3	4	5	6	7	8	9	10	11	12
<b>R27806L</b>	3414	3638	3827	4044	4401	4730	5059	5346	5703	6039	6494	7138
<b>R27806R</b>												
<b>R27806SL</b>	3975	4199	4388	4605	4962	5291	5620	5907	6264	6600	7055	7699
<b>R27806SR</b>												

shelf model in W55.5 D41.5 H47 | MM W1410 D1054 H1194

OVERALL DIMENSIONS			SEAT DIMENSIONS			BACK DIMENSIONS		
W	D	H	W	D	H	W	H	
IN 55.5	31	47	52	19	18	52	29	
MM 1410	787	1194	1321	483	457	1321	737	

RTA 00 1 per carton



**Three Seater - Standard Back**  
 COM: 8 YD | 7.32 M  
 Unit weight: 120 LB | 54.5 KG  
 Carton weight: 152 LB | 68.95 KG  
 Carton volume: 55.5 FT³ | 1.57 MT³

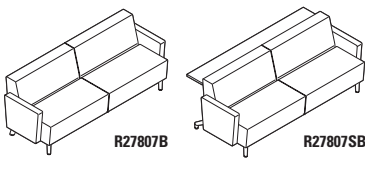
For power/USB unit, please see electrical placement chart.  
 Includes ganging hardware (2 sides).  
 Add \$101, \$84 for **(S2), (SE)**  
 Add \$1067 for 72 lbs. **(CW), (C6)**  
 Add \$179 for **(SU)** or \$655 for **(BS)**  
 Add \$28 for **(TP)**  
 Add \$243 for **(MB)**

	1	2	3	4	5	6	7	8	9	10	11	12
<b>R27807</b>	3783	4039	4256	4503	4912	5287	5664	5991	6400	6784	7303	8039
<b>R27807S</b>	4531	4787	5004	5251	5660	6035	6412	6739	7148	7532	8051	8787

shelf model in W78 D40.5 H32 | MM W1981 D1029 H813

OVERALL DIMENSIONS			SEAT DIMENSIONS			BACK DIMENSIONS		
W	D	H	W	D	H	W	H	
IN 78	30	32	78	19	18	78	14	
MM 1981	762	813	1981	483	457	1981	356	

RTA 00 1 per carton



**Three Seater - Standard Back w/Uph Arms**  
 COM: 10 YD | 9.14 M  
 Unit weight: 140 LB | 63.6 KG  
 Carton weight: 170 LB | 77.11 KG  
 Carton volume: 60.5 FT³ | 1.71 MT³

For power/USB unit, please see electrical placement chart.  
 Ganging not available.  
 Add \$137, \$84 for **(S2), (SE)**  
 Add \$1067 for 72 lbs. **(CW), (C6)**  
 Add \$179 for **(SU)** or \$655 for **(BS)**  
 Add \$28 for **(TP)**  
 Add \$243 for **(MB)**

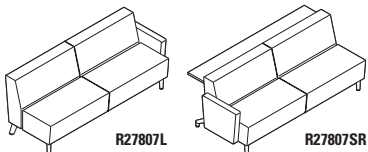
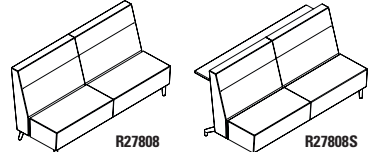
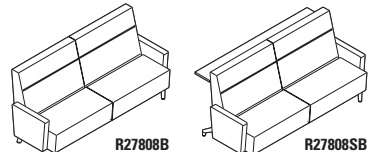
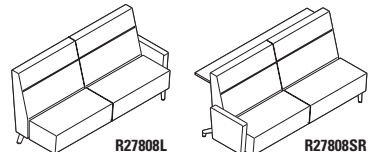
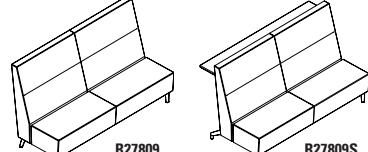
	1	2	3	4	5	6	7	8	9	10	11	12
<b>R27807B</b>	4377	4697	4968	5277	5788	6257	6728	7137	7648	8128	8777	9697
<b>R27807SB</b>	5125	5445	5716	6025	6536	7005	7476	7885	8396	8876	9525	10445

shelf model in W85 D40.5 H32 | MM W2159 D1029 H813

OVERALL DIMENSIONS			SEAT DIMENSIONS			BACK DIMENSIONS		
W	D	H	W	D	H	W	H	
IN 85	30	32	78	19	18	78	14	
MM 2159	762	813	1981	483	457	1981	356	

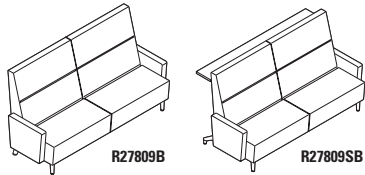
RTA 00 1 per carton



DESCRIPTION	FEATURES	MODEL#	STANDARD TEXTILE GRADES											
			1	2	3	4	5	6	7	8	9	10	11	12
 <p><b>R27807L</b>      <b>R27807SR</b></p> <p><b>Three Seater - Standard Back w/Uph Arms (Left/Right)</b>                      COM: 9 YD   8.23 M                      Unit weight: 130 LB   59.1 KG                      Carton weight: 160 LB   72.57 KG                      Carton volume: 60.5 FT<sup>3</sup>   1.71 MT<sup>3</sup></p>	<p>For power/USB unit, please see electrical placement chart.</p> <p>Includes ganging hardware (1 side only).</p> <p>Add \$120, \$84 for (S2), (SE)                      Add \$1067 for 72 lbs. (CW), (C6)                      Add \$179 for (SU) or \$655 for (BS)                      Add \$28 for (TP)                      Add \$243 for (MB)</p>	<p><b>R27807L</b></p> <p><b>R27807R</b></p> <p><b>R27807SL</b></p> <p><b>R27807SR</b></p> <p>shelf model in W81.5 D40.5 H32   MM W2070 D1029 H813</p>	4080	4368	4612	4890	5350	5772	6196	6564	7024	7456	8040	8868
		<p><b>OVERALL DIMENSIONS</b></p> <p>W      D      H</p> <p>IN 81.5      30      32                      MM 2070      762      813</p> <p><b>SEAT DIMENSIONS</b></p> <p>W      D      H</p> <p>IN 78      19      18                      MM 1981      483      457</p> <p><b>BACK DIMENSIONS</b></p> <p>W      H</p> <p>IN 78      14                      MM 1981      356</p> <p><b>RTA 00</b>      1 per carton</p>												
 <p><b>R27808</b>      <b>R27808S</b></p> <p><b>Three Seater - High Back</b>                      COM: 9.25 YD   8.46 M                      Unit weight: 138 LB   62.7 KG                      Carton weight: 177 LB   80.29 KG                      Carton volume: 69.75 FT<sup>3</sup>   1.97 MT<sup>3</sup></p>	<p>For power/USB unit, please see electrical placement chart.</p> <p>Includes ganging hardware (2 sides).</p> <p>Add \$136, \$84 for (S2), (SE)                      Add \$1067 for 72 lbs. (CW), (C6)                      Add \$179 for (SU) or \$655 for (BS)                      Add \$28 for (TP)                      Add \$243 for (MB)</p>	<p><b>R27808</b></p> <p><b>R27808S</b></p> <p>shelf model in W78 D41 H41.5   MM W1981 D1041 H1054</p>	4486	4782	5032	5319	5791	6225	6660	7039	7511	7955	8556	9407
		<p><b>OVERALL DIMENSIONS</b></p> <p>W      D      H</p> <p>IN 78      30.5      41.5                      MM 1981      775      1054</p> <p><b>SEAT DIMENSIONS</b></p> <p>W      D      H</p> <p>IN 78      19      18                      MM 1981      483      457</p> <p><b>BACK DIMENSIONS</b></p> <p>W      H</p> <p>IN 78      23.5                      MM 1981      597</p> <p><b>RTA 00</b>      1 per carton</p>												
 <p><b>R27808B</b>      <b>R27808SB</b></p> <p><b>Three Seater - High Back w/Uph Arms</b>                      COM: 11.25 YD   10.29 M                      Unit weight: 158 LB   71.8 KG                      Carton weight: 190.5 LB   86.41 KG                      Carton volume: 69.75 FT<sup>3</sup>   1.97 MT<sup>3</sup></p>	<p>For power/USB unit, please see electrical placement chart.</p> <p>Ganging not available.</p> <p>Add \$175, \$84 for (S2), (SE)                      Add \$1067 for 72 lbs. (CW), (C6)                      Add \$179 for (SU) or \$655 for (BS)                      Add \$28 for (TP)                      Add \$243 for (MB)</p>	<p><b>R27808B</b></p> <p><b>R27808SB</b></p> <p>shelf model in W85 D41 H41.5   MM W2159 D1041 H1054</p>	5080	5440	5744	6093	6667	7195	7724	8185	8759	9299	10030	11065
		<p><b>OVERALL DIMENSIONS</b></p> <p>W      D      H</p> <p>IN 85      30.5      41.5                      MM 2159      775      1054</p> <p><b>SEAT DIMENSIONS</b></p> <p>W      D      H</p> <p>IN 78      19      18                      MM 1981      483      457</p> <p><b>BACK DIMENSIONS</b></p> <p>W      H</p> <p>IN 78      23.5                      MM 1981      597</p> <p><b>RTA 00</b>      1 per carton</p>												
 <p><b>R27808L</b>      <b>R27808SR</b></p> <p><b>Three Seater - High Back w/Uph Arms (Left/Right)</b>                      COM: 10.25 YD   9.37 M                      Unit weight: 148 LB   67.3 KG                      Carton weight: 180.5 LB   81.87 KG                      Carton volume: 76.75 FT<sup>3</sup>   2.17 MT<sup>3</sup></p>	<p>For power/USB unit, please see electrical placement chart.</p> <p>Includes ganging hardware (1 side only).</p> <p>Add \$155, \$84 for (S2), (SE)                      Add \$1067 for 72 lbs. (CW), (C6)                      Add \$179 for (SU) or \$655 for (BS)                      Add \$28 for (TP)                      Add \$243 for (MB)</p>	<p><b>R27808L</b></p> <p><b>R27808R</b></p> <p><b>R27808SL</b></p> <p><b>R27808SR</b></p> <p>shelf model in W81.5 D41 H41.5   MM W2070 D1041 H1054</p>	4783	5111	5388	5706	6229	6710	7192	7612	8135	8627	9293	10236
		<p><b>OVERALL DIMENSIONS</b></p> <p>W      D      H</p> <p>IN 81.5      30.5      41.5                      MM 2070      775      1054</p> <p><b>SEAT DIMENSIONS</b></p> <p>W      D      H</p> <p>IN 78      19      18                      MM 1981      483      457</p> <p><b>BACK DIMENSIONS</b></p> <p>W      H</p> <p>IN 78      23.5                      MM 1981      597</p> <p><b>RTA 00</b>      1 per carton</p>												
 <p><b>R27809</b>      <b>R27809S</b></p> <p><b>Three Seater - Extended Back</b>                      COM: 10 YD   9.14 M                      Unit weight: 135 LB   61.4 KG                      Carton weight: 165 LB   74.84 KG                      Carton volume: 79.25 FT<sup>3</sup>   2.24 MT<sup>3</sup></p>	<p>For power/USB unit, please see electrical placement chart.</p> <p>Includes ganging hardware (2 sides).</p> <p>Add \$143, \$84 for (S2), (SE)                      Add \$1067 for 72 lbs. (CW), (C6)                      Add \$179 for (SU) or \$655 for (BS)                      Add \$28 for (TP)                      Add \$243 for (MB)</p>	<p><b>R27809</b></p> <p><b>R27809S</b></p> <p>shelf model in W78 D41.5 H47   MM W1981 D1054 H1194</p>	4764	5084	5355	5664	6175	6644	7115	7524	8035	8515	9164	10084
		<p><b>OVERALL DIMENSIONS</b></p> <p>W      D      H</p> <p>IN 78      31      47                      MM 1981      787      1194</p> <p><b>SEAT DIMENSIONS</b></p> <p>W      D      H</p> <p>IN 78      19      18                      MM 1981      483      457</p> <p><b>BACK DIMENSIONS</b></p> <p>W      H</p> <p>IN 78      29                      MM 1981      737</p> <p><b>RTA 00</b>      1 per carton</p>												



DESCRIPTION FEATURES MODEL# STANDARD TEXTILE GRADES



**Three Seater - Extended Back w/Uph Arms**  
 COM: 12 YD | 10.97 M  
 Unit weight: 155 LB | 70.5 KG  
 Carton weight: 190 LB | 86.18 KG  
 Carton volume: 86.25 FT<sup>3</sup> | 2.44 MT<sup>3</sup>

For power/USB unit, please see electrical placement chart.

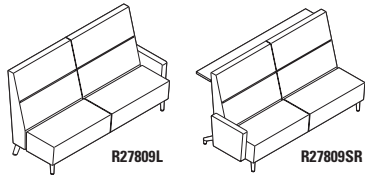
Ganging not available.

Add \$174, \$84 for **(S2)**, **(SE)**  
 Add \$1067 for 72 lbs. **(CW)**, **(C6)**  
 Add \$179 for **(SU)** or \$655 for **(BS)**  
 Add \$28 for **(TP)**  
 Add \$243 for **(MB)**

	1	2	3	4	5	6	7	8	9	10	11	12
<b>R27809B</b>	5358	5742	6067	6438	7051	7614	8179	8670	9283	9859	10638	11742
<b>R27809SB</b>	6106	6490	6815	7186	7799	8362	8927	9418	10031	10607	11386	12490

shelf model in W85 D41.5 H47 | MM W2159 D1054 H1194

	OVERALL DIMENSIONS			SEAT DIMENSIONS			BACK DIMENSIONS		
	W	D	H	W	D	H	W	H	
IN	85	31	47	78	19	18	78	29	
MM	2159	787	1194	1981	483	457	1981	737	
<b>RTA 00</b>				1 per carton					



**Three Seater - Extended Back w/Uph Arms (Left/Right)**  
 COM: 11 YD | 10.06 M  
 Unit weight: 145 LB | 65.9 KG  
 Carton weight: 180 LB | 81.65 KG  
 Carton volume: 86.25 FT<sup>3</sup> | 2.44 MT<sup>3</sup>

For power/USB unit, please see electrical placement chart.

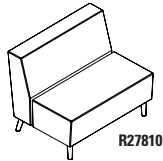
Includes ganging hardware (1 side only).

Add \$162, \$84 for **(S2)**, **(SE)**  
 Add \$1067 for 72 lbs. **(CW)**, **(C6)**  
 Add \$179 for **(SU)** or \$655 for **(BS)**  
 Add \$28 for **(TP)**  
 Add \$243 for **(MB)**

	1	2	3	4	5	6	7	8	9	10	11	12
<b>R27809L</b>	5061	5413	5711	6051	6613	7129	7647	8097	8659	9187	9901	10913
<b>R27809SL</b>	5809	6161	6459	6799	7361	7877	8395	8845	9407	9935	10649	11661

shelf model in W81.5 D41.5 H47 | MM W2070 D1054 H1194

	OVERALL DIMENSIONS			SEAT DIMENSIONS			BACK DIMENSIONS		
	W	D	H	W	D	H	W	H	
IN	81.5	31	47	78	19	18	78	29	
MM	2070	787	1194	1981	483	457	1981	737	
<b>RTA 00</b>				1 per carton					



**Bariatric Lounge Chair - Standard Back**  
 COM: 4.25 YD | 3.89 M  
 Unit weight: 69 LB | 31.4 KG  
 Carton weight: 90 LB | 40.82 KG  
 Carton volume: 28.75 FT<sup>3</sup> | 0.81 MT<sup>3</sup>

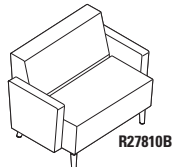
For power/USB unit, please see electrical placement chart.

Includes ganging hardware (2 sides).

Add \$61, \$52 for **(S2)**, **(SE)**  
 Add \$533 for 36 lbs. **(CW)**  
 Add \$83 for **(SU)** or \$387 for **(BS)**  
 Add \$28 for **(TP)**  
 Add \$122 for **(MB)**

	1	2	3	4	5	6	7	8	9	10	11	12
<b>R27810</b>	2303	2439	2554	2686	2902	3102	3302	3476	3693	3897	4173	4564

	OVERALL DIMENSIONS			SEAT DIMENSIONS			BACK DIMENSIONS		
	W	D	H	W	D	H	W	H	
IN	39	30	32	39	19	18	39	14	
MM	991	762	813	991	483	457	991	356	
<b>RTA 00</b>				1 per carton					



**Bariatric Lounge Chair - Standard Back w/Uph Arms**  
 COM: 6.25 YD | 5.72 M  
 Unit weight: 89 LB | 40.5 KG  
 Carton weight: 108 LB | 48.99 KG  
 Carton volume: 33 FT<sup>3</sup> | 0.93 MT<sup>3</sup>

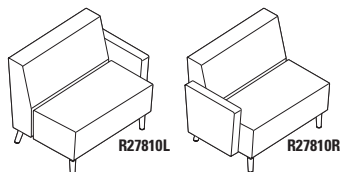
For power/USB unit, please see electrical placement chart.

Ganging not available.

Add \$102, \$52 for **(S2)**, **(SE)**  
 Add \$533 for 36 lbs. **(CW)**  
 Add \$83 for **(SU)** or \$387 for **(BS)**  
 Add \$28 for **(TP)**  
 Add \$122 for **(MB)**

	1	2	3	4	5	6	7	8	9	10	11	12
<b>R27810B</b>	2897	3097	3266	3460	3778	4072	4366	4622	4941	5241	5647	6222

	OVERALL DIMENSIONS			SEAT DIMENSIONS			BACK DIMENSIONS		
	W	D	H	W	D	H	W	H	
IN	46	30	32	39	19	18	39	14	
MM	1168	762	813	991	483	457	991	356	
<b>RTA 00</b>				1 per carton					



**Bariatric Lounge Chair - Standard Back w/Uph Arms (Left/Right)**  
 COM: 5.25 YD | 4.8 M  
 Unit weight: 79 LB | 35.9 KG  
 Carton weight: 98 LB | 44.45 KG  
 Carton volume: 33 FT<sup>3</sup> | 0.93 MT<sup>3</sup>


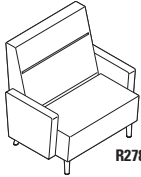
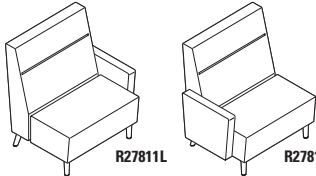
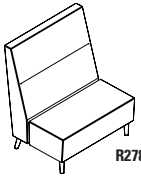
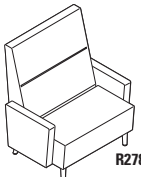
For power/USB unit, please see electrical placement chart.

Includes ganging hardware (1 side only).

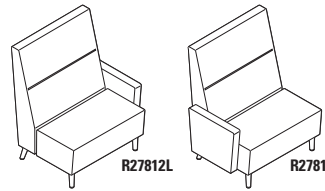
Add \$82, \$52 for **(S2)**, **(SE)**  
 Add \$533 for 36 lbs. **(CW)**  
 Add \$83 for **(SU)** or \$387 for **(BS)**  
 Add \$28 for **(TP)**  
 Add \$122 for **(MB)**

	1	2	3	4	5	6	7	8	9	10	11	12
<b>R27810L</b>	2600	2768	2910	3073	3340	3587	3834	4049	4317	4569	4910	5393
<b>R27810R</b>												

	OVERALL DIMENSIONS			SEAT DIMENSIONS			BACK DIMENSIONS		
	W	D	H	W	D	H	W	H	
IN	42.5	30	32	39	19	18	39	14	
MM	1080	762	813	991	483	457	991	356	
<b>RTA 00</b>				1 per carton					

DESCRIPTION	FEATURES	MODEL#	STANDARD TEXTILE GRADES																													
			1	2	3	4	5	6	7	8	9	10	11	12																		
 <p><b>R27811</b></p> <p><b>Bariatric Lounge Chair - High Back</b>                      COM: 4.75 YD   4.34 M                      Unit weight: 77 LB   35 KG                      Carton weight: 98 LB   44.45 KG                      Carton volume: 36 FT<sup>3</sup>   1.01 MT<sup>3</sup></p>	<p>For power/USB unit, please see electrical placement chart.</p> <p>Includes ganging hardware (2 sides).</p> <p>Add \$81, \$52 for <b>(S2)</b>, <b>(SE)</b>                      Add \$533 for 36 lbs. <b>(CW)</b>                      Add \$83 for <b>(SU)</b> or \$387 for <b>(BS)</b>                      Add \$28 for <b>(TP)</b>                      Add \$122 for <b>(MB)</b></p>	<b>R27811</b>	2585	2737	2865	3013	3255	3478	3701	3896	4138	4366	4675	5112																		
		<table border="1"> <thead> <tr> <th colspan="3">OVERALL DIMENSIONS</th> <th colspan="3">SEAT DIMENSIONS</th> <th colspan="2">BACK DIMENSIONS</th> </tr> <tr> <th>W</th> <th>D</th> <th>H</th> <th>W</th> <th>D</th> <th>H</th> <th>W</th> <th>H</th> </tr> </thead> <tbody> <tr> <td>IN 39</td> <td>30.5</td> <td>41.5</td> <td>39</td> <td>19</td> <td>18</td> <td>39</td> <td>23.5</td> </tr> <tr> <td>MM 991</td> <td>775</td> <td>1054</td> <td>991</td> <td>483</td> <td>457</td> <td>991</td> <td>597</td> </tr> </tbody> </table> <p><b>RTA 00</b> 1 per carton</p>	OVERALL DIMENSIONS			SEAT DIMENSIONS			BACK DIMENSIONS		W	D	H	W	D	H	W	H	IN 39	30.5	41.5	39	19	18	39	23.5	MM 991	775	1054	991	483	457
OVERALL DIMENSIONS			SEAT DIMENSIONS			BACK DIMENSIONS																										
W	D	H	W	D	H	W	H																									
IN 39	30.5	41.5	39	19	18	39	23.5																									
MM 991	775	1054	991	483	457	991	597																									
 <p><b>R27811B</b></p> <p><b>Bariatric Lounge Chair - High Back w/Uph Arms</b>                      COM: 6.75 YD   6.17 M                      Unit weight: 97 LB   44.1 KG                      Carton weight: 117.5 LB   53.3 KG                      Carton volume: 42.25 FT<sup>3</sup>   1.19 MT<sup>3</sup></p>	<p>For power/USB unit, please see electrical placement chart.</p> <p>Ganging not available.</p> <p>Add \$120, \$52 for <b>(S2)</b>, <b>(SE)</b>                      Add \$533 for 36 lbs. <b>(CW)</b>                      Add \$83 for <b>(SU)</b> or \$387 for <b>(BS)</b>                      Add \$28 for <b>(TP)</b>                      Add \$122 for <b>(MB)</b></p>	<b>R27811B</b>	3179	3395	3577	3787	4131	4448	4765	5042	5386	5710	6149	6770																		
		<table border="1"> <thead> <tr> <th colspan="3">OVERALL DIMENSIONS</th> <th colspan="3">SEAT DIMENSIONS</th> <th colspan="2">BACK DIMENSIONS</th> </tr> <tr> <th>W</th> <th>D</th> <th>H</th> <th>W</th> <th>D</th> <th>H</th> <th>W</th> <th>H</th> </tr> </thead> <tbody> <tr> <td>IN 46</td> <td>30.5</td> <td>41.5</td> <td>39</td> <td>19</td> <td>18</td> <td>39</td> <td>23.5</td> </tr> <tr> <td>MM 1168</td> <td>775</td> <td>1054</td> <td>991</td> <td>483</td> <td>457</td> <td>991</td> <td>597</td> </tr> </tbody> </table> <p><b>RTA 00</b> 1 per carton</p>	OVERALL DIMENSIONS			SEAT DIMENSIONS			BACK DIMENSIONS		W	D	H	W	D	H	W	H	IN 46	30.5	41.5	39	19	18	39	23.5	MM 1168	775	1054	991	483	457
OVERALL DIMENSIONS			SEAT DIMENSIONS			BACK DIMENSIONS																										
W	D	H	W	D	H	W	H																									
IN 46	30.5	41.5	39	19	18	39	23.5																									
MM 1168	775	1054	991	483	457	991	597																									
 <p><b>R27811L</b>      <b>R27811R</b></p> <p><b>Bariatric Lounge Chair - High Back w/Uph Arms (Left/Right)</b>                      COM: 5.75 YD   5.26 M                      Unit weight: 87 LB   39.5 KG                      Carton weight: 107.5 LB   48.76 KG                      Carton volume: 42.25 FT<sup>3</sup>   1.19 MT<sup>3</sup></p>	<p>For power/USB unit, please see electrical placement chart.</p> <p>Includes ganging hardware (1 side only).</p> <p>Add \$100, \$52 for <b>(S2)</b>, <b>(SE)</b>                      Add \$533 for 36 lbs. <b>(CW)</b>                      Add \$83 for <b>(SU)</b> or \$387 for <b>(BS)</b>                      Add \$28 for <b>(TP)</b>                      Add \$122 for <b>(MB)</b></p>	<b>R27811L</b>	2882	3066	3221	3400	3693	3963	4233	4469	4762	5038	5412	5941																		
		<b>R27811R</b>	2882	3066	3221	3400	3693	3963	4233	4469	4762	5038	5412	5941																		
 <p><b>R27812</b></p> <p><b>Bariatric Lounge Chair - Extended Back</b>                      COM: 5.25 YD   4.8 M                      Unit weight: 91 LB   41.4 KG                      Carton weight: 115 LB   52.16 KG                      Carton volume: 41 FT<sup>3</sup>   1.16 MT<sup>3</sup></p>	<p>For power/USB unit, please see electrical placement chart.</p> <p>Includes ganging hardware (2 sides).</p> <p>Add \$85, \$52 for <b>(S2)</b>, <b>(SE)</b>                      Add \$533 for 36 lbs. <b>(CW)</b>                      Add \$83 for <b>(SU)</b> or \$387 for <b>(BS)</b>                      Add \$28 for <b>(TP)</b>                      Add \$122 for <b>(MB)</b></p>	<b>R27812</b>	2697	2865	3007	3170	3437	3684	3931	4146	4414	4666	5007	5490																		
		<table border="1"> <thead> <tr> <th colspan="3">OVERALL DIMENSIONS</th> <th colspan="3">SEAT DIMENSIONS</th> <th colspan="2">BACK DIMENSIONS</th> </tr> <tr> <th>W</th> <th>D</th> <th>H</th> <th>W</th> <th>D</th> <th>H</th> <th>W</th> <th>H</th> </tr> </thead> <tbody> <tr> <td>IN 39</td> <td>31</td> <td>47</td> <td>39</td> <td>19</td> <td>18</td> <td>39</td> <td>29</td> </tr> <tr> <td>MM 991</td> <td>787</td> <td>1194</td> <td>991</td> <td>483</td> <td>457</td> <td>991</td> <td>737</td> </tr> </tbody> </table> <p><b>RTA 00</b> 1 per carton</p>	OVERALL DIMENSIONS			SEAT DIMENSIONS			BACK DIMENSIONS		W	D	H	W	D	H	W	H	IN 39	31	47	39	19	18	39	29	MM 991	787	1194	991	483	457
OVERALL DIMENSIONS			SEAT DIMENSIONS			BACK DIMENSIONS																										
W	D	H	W	D	H	W	H																									
IN 39	31	47	39	19	18	39	29																									
MM 991	787	1194	991	483	457	991	737																									
 <p><b>R27812B</b></p> <p><b>Bariatric Lounge Chair - Extended Back w/Uph Arms</b>                      COM: 7.25 YD   6.63 M                      Unit weight: 111 LB   50.5 KG                      Carton weight: 132.5 LB   60.1 KG                      Carton volume: 47.25 FT<sup>3</sup>   1.33 MT<sup>3</sup></p>	<p>For power/USB unit, please see electrical placement chart.</p> <p>Ganging not available.</p> <p>Add \$127, \$52 for <b>(S2)</b>, <b>(SE)</b>                      Add \$533 for 36 lbs. <b>(CW)</b>                      Add \$83 for <b>(SU)</b> or \$387 for <b>(BS)</b>                      Add \$28 for <b>(TP)</b>                      Add \$122 for <b>(MB)</b></p>	<b>R27812B</b>	3291	3523	3719	3944	4313	4654	4995	5292	5662	6010	6481	7148																		
		<table border="1"> <thead> <tr> <th colspan="3">OVERALL DIMENSIONS</th> <th colspan="3">SEAT DIMENSIONS</th> <th colspan="2">BACK DIMENSIONS</th> </tr> <tr> <th>W</th> <th>D</th> <th>H</th> <th>W</th> <th>D</th> <th>H</th> <th>W</th> <th>H</th> </tr> </thead> <tbody> <tr> <td>IN 46</td> <td>31</td> <td>47</td> <td>39</td> <td>19</td> <td>18</td> <td>39</td> <td>29</td> </tr> <tr> <td>MM 1168</td> <td>787</td> <td>1194</td> <td>991</td> <td>483</td> <td>457</td> <td>991</td> <td>737</td> </tr> </tbody> </table> <p><b>RTA 00</b> 1 per carton</p>	OVERALL DIMENSIONS			SEAT DIMENSIONS			BACK DIMENSIONS		W	D	H	W	D	H	W	H	IN 46	31	47	39	19	18	39	29	MM 1168	787	1194	991	483	457
OVERALL DIMENSIONS			SEAT DIMENSIONS			BACK DIMENSIONS																										
W	D	H	W	D	H	W	H																									
IN 46	31	47	39	19	18	39	29																									
MM 1168	787	1194	991	483	457	991	737																									

DESCRIPTION FEATURES MODEL# STANDARD TEXTILE GRADES



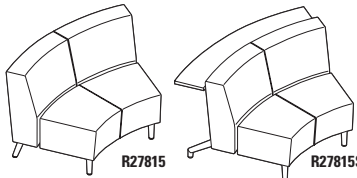
**Bariatric Lounge Chair - Extended Back w/Uph Arms (Left/Right)**  
 COM: 6.25 YD | 5.72 M  
 Unit weight: 101 LB | 45.9 KG  
 Carton weight: 122.5 LB | 55.57 KG  
 Carton volume: 47.25 FT<sup>3</sup> | 1.33 MT<sup>3</sup>

For power/USB unit, please see electrical placement chart.

Includes ganging hardware (1 side only).

Add \$106, \$52 for **(S2)**, **(SE)**  
 Add \$533 for 36 lbs. **(CW)**  
 Add \$83 for **(SU)** or \$387 for **(BS)**  
 Add \$28 for **(TP)**  
 Add \$122 for **(MB)**

	1	2	3	4	5	6	7	8	9	10	11	12
<b>R27812L</b>	2994	3194	3363	3557	3875	4169	4463	4719	5038	5338	5744	6319
<b>R27812R</b>												
<b>OVERALL DIMENSIONS</b>			<b>SEAT DIMENSIONS</b>			<b>BACK DIMENSIONS</b>						
	<b>W</b>	<b>D</b>	<b>H</b>	<b>W</b>	<b>D</b>	<b>H</b>	<b>W</b>	<b>H</b>				
IN	42.5	31	47	39	19	18	39	29				
MM	1080	787	1194	991	483	457	991	737				
<b>RTA 00</b>	1 per carton											



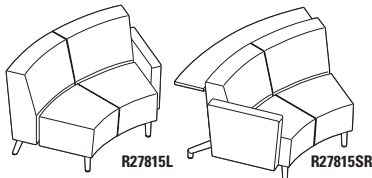
**IS Curve Two Seater - Standard Back**  
 COM: 5 YD | 4.57 M  
 Unit weight: 67 LB | 30.5 KG  
 Carton weight: 93 LB | 42.18 KG  
 Carton volume: 42.75 FT<sup>3</sup> | 1.21 MT<sup>3</sup>

For power/USB unit, please see electrical placement chart.

Includes ganging hardware (2 sides).

Add \$85, \$61 for **(S2)**, **(SE)**  
 Add \$1067 for 72 lbs. **(CW)**, **(C6)**  
 Add \$108 for **(SU)** or \$446 for **(BS)**  
 Add \$35 for **(TP)**  
 Add \$161 for **(MB)**

	1	2	3	4	5	6	7	8	9	10	11	12
<b>R27815</b>	2643	2803	2938	3093	3348	3583	3818	4023	4278	4518	4843	5303
<b>R27815S</b>	3561	3721	3856	4011	4266	4501	4736	4941	5196	5436	5761	6221
shelf model IN W58 D40.5 H32   MM W1473 D1029 H813												
<b>OVERALL DIMENSIONS</b>			<b>SEAT DIMENSIONS</b>			<b>BACK DIMENSIONS</b>						
	<b>W</b>	<b>D</b>	<b>H</b>	<b>W</b>	<b>D</b>	<b>H</b>	<b>W</b>	<b>H</b>				
IN	50.5	30	32	42	19	18	51	14				
MM	1283	762	813	1067	483	457	1295	356				
<b>RTA 00</b>	1 per carton											



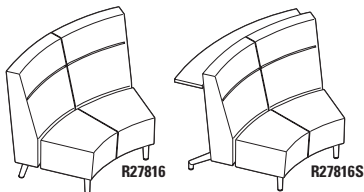
**IS Curve Two Seater - Standard Back w/Uph Arms (Left/Right)**  
 COM: 6 YD | 5.49 M  
 Unit weight: 77 LB | 35 KG  
 Carton weight: 102 LB | 46.27 KG  
 Carton volume: 43.5 FT<sup>3</sup> | 1.23 MT<sup>3</sup>

For power/USB unit, please see electrical placement chart.

Includes ganging hardware (1 side only).

Add \$106, \$61 for **(S2)**, **(SE)**  
 Add \$1067 for 72 lbs. **(CW)**, **(C6)**  
 Add \$108 for **(SU)** or \$446 for **(BS)**  
 Add \$35 for **(TP)**  
 Add \$161 for **(MB)**

	1	2	3	4	5	6	7	8	9	10	11	12
<b>R27815L</b>	2940	3132	3294	3480	3786	4068	4350	4596	4902	5190	5580	6132
<b>R27815R</b>												
<b>R27815SL</b>	3858	4050	4212	4398	4704	4986	5268	5514	5820	6108	6498	7050
<b>R27815SR</b>												
shelf model IN W61.5 D40.5 H32   MM W1562 D1029 H813												
<b>OVERALL DIMENSIONS</b>			<b>SEAT DIMENSIONS</b>			<b>BACK DIMENSIONS</b>						
	<b>W</b>	<b>D</b>	<b>H</b>	<b>W</b>	<b>D</b>	<b>H</b>	<b>W</b>	<b>H</b>				
IN	54	30	32	42	19	18	51	14				
MM	1372	762	813	1067	483	457	1295	356				
<b>RTA 00</b>	1 per carton											



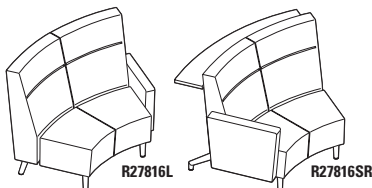
**IS Curve Two Seater - High Back**  
 COM: 6.5 YD | 5.93 M  
 Unit weight: 78 LB | 35.5 KG  
 Carton weight: 106 LB | 48.08 KG  
 Carton volume: 53.75 FT<sup>3</sup> | 1.52 MT<sup>3</sup>

For power/USB unit, please see electrical placement chart.

Includes ganging hardware (2 sides).

Add \$115, \$61 for **(S2)**, **(SE)**  
 Add \$1067 for 72 lbs. **(CW)**, **(C6)**  
 Add \$108 for **(SU)** or \$446 for **(BS)**  
 Add \$35 for **(TP)**  
 Add \$161 for **(MB)**

	1	2	3	4	5	6	7	8	9	10	11	12
<b>R27816</b>	3185	3361	3510	3680	3961	4219	4478	4703	4984	5248	5605	6111
<b>R27816S</b>	4101	4277	4426	4596	4877	5135	5394	5619	5900	6164	6521	7027
shelf model IN W58.5 D41 H41.5   MM W1486 D1041 H1054												
<b>OVERALL DIMENSIONS</b>			<b>SEAT DIMENSIONS</b>			<b>BACK DIMENSIONS</b>						
	<b>W</b>	<b>D</b>	<b>H</b>	<b>W</b>	<b>D</b>	<b>H</b>	<b>W</b>	<b>H</b>				
IN	51	30.5	41.5	42	19	18	51	23.5				
MM	1295	775	1054	1067	483	457	1295	597				
<b>RTA 00</b>	1 per carton											



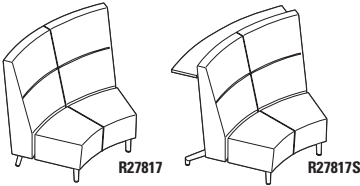
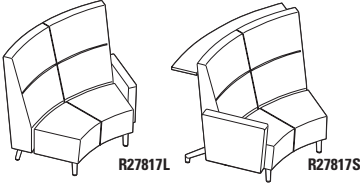
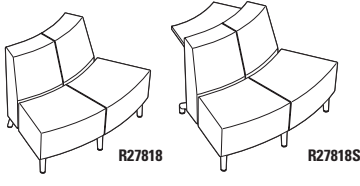
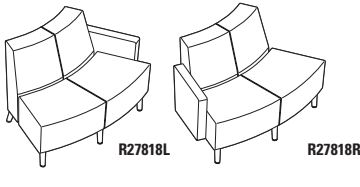
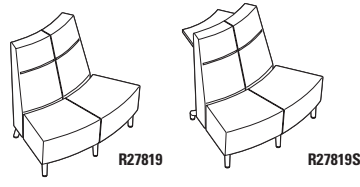
**IS Curve Two Seater - High Back w/Uph Arms (Left/Right)**  
 COM: 6.5 YD | 5.94 M  
 Unit weight: 88 LB | 40 KG  
 Carton weight: 115 LB | 52.16 KG  
 Carton volume: 55.5 FT<sup>3</sup> | 1.57 MT<sup>3</sup>

For power/USB unit, please see electrical placement chart.

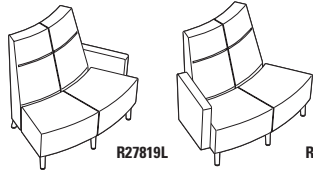
Includes ganging hardware (1 side only).

Add \$134, \$61 for **(S2)**, **(SE)**  
 Add \$1067 for 72 lbs. **(CW)**, **(C6)**  
 Add \$108 for **(SU)** or \$446 for **(BS)**  
 Add \$35 for **(TP)**  
 Add \$161 for **(MB)**

	1	2	3	4	5	6	7	8	9	10	11	12
<b>R27816L</b>	3482	3690	3866	4067	4399	4704	5010	5276	5608	5920	6342	6940
<b>R27816R</b>												
<b>R27816SL</b>	4398	4606	4782	4983	5315	5620	5926	6192	6524	6836	7258	7856
<b>R27816SR</b>												
shelf model IN W62 D41 H41.5   MM W1575 D1041 H1054												
<b>OVERALL DIMENSIONS</b>			<b>SEAT DIMENSIONS</b>			<b>BACK DIMENSIONS</b>						
	<b>W</b>	<b>D</b>	<b>H</b>	<b>W</b>	<b>D</b>	<b>H</b>	<b>W</b>	<b>H</b>				
IN	54.5	30.5	41.5	42	19	18	51	23.5				
MM	1384	775	1054	1067	483	457	1295	597				
<b>RTA 00</b>	1 per carton											

DESCRIPTION	FEATURES	MODEL#	STANDARD TEXTILE GRADES											
			1	2	3	4	5	6	7	8	9	10	11	12
 <p><b>IS Curve Two Seater - Extended Back</b> COM: 6 YD   5.49 M Unit weight: 84 LB   38.2 KG Carton weight: 118 LB   53.52 KG Carton volume: 61 FT<sup>3</sup>   1.72 MT<sup>3</sup></p>	<p>For power/USB unit, please see electrical placement chart.</p> <p>Includes ganging hardware (2 sides).</p> <p>Add \$123, \$61 for (S2), (SE) Add \$1067 for 72 lbs. (CW), (C6) Add \$108 for (SU) or \$446 for (BS) Add \$35 for (TP) Add \$161 for (MB)</p>	<p><b>R27817</b> 3498 3690 3852 4038 4344 4626 4908 5154 5460 5748 6138 6690 <b>R27817S</b> 4414 4606 4768 4954 5260 5542 5824 6070 6376 6664 7054 7606</p> <p>shelf model IN W59 D41.5 H47   MM W1499 D1054 H1194</p>	OVERALL DIMENSIONS			SEAT DIMENSIONS			BACK DIMENSIONS					
			W	D	H	W	D	H	W	H				
			IN 51.5	31	47	42	19	18	51	29				
			MM 1308	787	1194	1067	483	457	1295	737				
			<b>RTA 00</b>	1 per carton										
 <p><b>IS Curve Two Seater - Extended Back w/Uph Arms (Left/Right)</b> COM: 7 YD   6.4 M Unit weight: 94 LB   42.7 KG Carton weight: 122 LB   55.34 KG Carton volume: 62.25 FT<sup>3</sup>   1.76 MT<sup>3</sup></p>	<p>For power/USB unit, please see electrical placement chart.</p> <p>Includes ganging hardware (1 side only).</p> <p>Add \$142, \$61 for (S2), (SE) Add \$1067 for 72 lbs. (CW), (C6) Add \$108 for (SU) or \$446 for (BS) Add \$35 for (TP) Add \$161 for (MB)</p>	<p><b>R27817L</b> 3795 4019 4208 4425 4782 5111 5440 5727 6084 6420 6875 7519 <b>R27817R</b> 4711 4935 5124 5341 5698 6027 6356 6643 7000 7336 7791 8435 <b>R27817SL</b> <b>R27817SR</b></p> <p>shelf model IN W62.5 D41.5 H47   MM W1588 D1054 H1194</p>	OVERALL DIMENSIONS			SEAT DIMENSIONS			BACK DIMENSIONS					
			W	D	H	W	D	H	W	H				
			IN 54	31	47	42	19	18	51	29				
			MM 1372	787	1194	1067	483	457	1295	737				
			<b>RTA 00</b>	1 per carton										
 <p><b>OS Curve Two Seater - Standard Back</b> COM: 4.25 YD   3.89 M Unit weight: 67 LB   30.5 KG Carton weight: 93 LB   42.18 KG Carton volume: 42.75 FT<sup>3</sup>   1.21 MT<sup>3</sup></p>	<p>For power/USB unit, please see electrical placement chart.</p> <p>Includes ganging hardware (2 sides).</p> <p>Add \$75, \$68 for (S2), (SE) Add \$1067 for 72 lbs. (CW), (C6) Add \$108 for (SU) or \$536 for (BS) Add \$35 for (TP) Add \$161 for (MB)</p>	<p><b>R27818</b> 2699 2835 2950 3082 3298 3498 3698 3872 4089 4293 4569 4960 <b>R27818S</b> 3198 3334 3449 3581 3797 3997 4197 4371 4588 4792 5068 5459</p> <p>shelf model IN W50 D40.5 H32   MM W1270 D1029 H813</p>	OVERALL DIMENSIONS			SEAT DIMENSIONS			BACK DIMENSIONS					
			W	D	H	W	D	H	W	H				
			IN 50	30	32	50	19	18	36	14				
			MM 1270	762	813	1270	483	457	914	356				
			<b>RTA 00</b>	1 per carton										
 <p><b>OS Curve Two Seater - Standard Back w/Uph Arms (Left/Right)</b> COM: 5.25 YD   4.8 M Unit weight: 77 LB   35 KG Carton weight: 102 LB   46.27 KG Carton volume: 43.5 FT<sup>3</sup>   1.23 MT<sup>3</sup></p>	<p>For power/USB unit, please see electrical placement chart.</p> <p>Includes ganging hardware (1 side only).</p> <p>Add \$96, \$68 for (S2), (SE) Add \$1067 for 72 lbs. (CW), (C6) Add \$108 for (SU) or \$536 for (BS) Add \$35 for (TP) Add \$161 for (MB)</p>	<p><b>R27818L</b> 2996 3164 3306 3469 3736 3983 4230 4445 4713 4965 5306 5789 <b>R27818R</b></p>	OVERALL DIMENSIONS			SEAT DIMENSIONS			BACK DIMENSIONS					
			W	D	H	W	D	H	W	H				
			IN 53.5	30	32	50	19	18	36	14				
			MM 1359	762	813	1270	483	457	914	356				
			<b>RTA 00</b>	1 per carton										
 <p><b>OS Curve Two Seater - High Back</b> COM: 5.25 YD   4.8 M Unit weight: 73 LB   33.2 KG Carton weight: 101 LB   45.81 KG Carton volume: 53.75 FT<sup>3</sup>   1.52 MT<sup>3</sup></p>	<p>For power/USB unit, please see electrical placement chart.</p> <p>Includes ganging hardware (2 sides).</p> <p>Add \$99, \$68 for (S2), (SE) Add \$1067 for 72 lbs. (CW), (C6) Add \$108 for (SU) or \$536 for (BS) Add \$35 for (TP) Add \$161 for (MB)</p>	<p><b>R27819</b> 3242 3410 3552 3715 3982 4229 4476 4691 4959 5211 5552 6035 <b>R27819S</b> 3741 3909 4051 4214 4481 4728 4975 5190 5458 5710 6051 6534</p> <p>shelf model IN W50 D41 H41.5   MM W1270 D1041 H1054</p>	OVERALL DIMENSIONS			SEAT DIMENSIONS			BACK DIMENSIONS					
			W	D	H	W	D	H	W	H				
			IN 50	30.5	41.5	50	19	18	32	23.5				
			MM 1270	775	1054	1270	483	457	813	597				
			<b>RTA 00</b>	1 per carton										

DESCRIPTION FEATURES MODEL# STANDARD TEXTILE GRADES



**OS Curve Two Seater - High Back w/Uph Arms (Left/Right)**  
 COM: 6.25 YD | 5.72 M  
 Unit weight: 83 LB | 37.7 KG  
 Carton weight: 110 LB | 49.9 KG  
 Carton volume: 55.5 FT³ | 1.57 MT³

For power/USB unit, please see electrical placement chart.

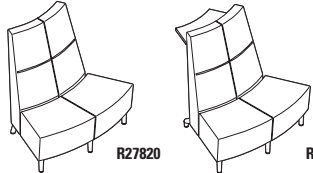
Includes ganging hardware (1 side only).

Add \$118, \$68 for (S2), (SE)  
 Add \$1067 for 72 lbs. (CW), (C6)  
 Add \$108 for (SU) or \$536 for (BS)  
 Add \$35 for (TP)  
 Add \$161 for (MB)

	1	2	3	4	5	6	7	8	9	10	11	12
<b>R27819L</b>	3539	3739	3908	4102	4420	4714	5008	5264	5583	5883	6289	6864
<b>R27819R</b>												

OVERALL DIMENSIONS			SEAT DIMENSIONS			BACK DIMENSIONS		
W	D	H	W	D	H	W	H	WH
IN 53.5	30.5	41.5	50	19	18	32	23.5	
MM 1359	775	1054	1270	483	457	813	597	

RTA 00 1 per carton



**OS Curve Two Seater - Extended Back**  
 COM: 6.25 YD | 5.72 M  
 Unit weight: 75 LB | 34.1 KG  
 Carton weight: 109 LB | 49.44 KG  
 Carton volume: 61 FT³ | 1.72 MT³

For power/USB unit, please see electrical placement chart.

Includes ganging hardware (2 sides).

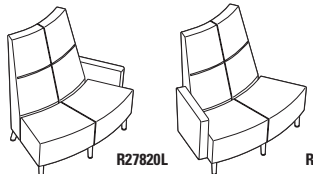
Add \$104, \$68 for (S2), (SE)  
 Add \$1067 for 72 lbs. (CW), (C6)  
 Add \$108 for (SU) or \$536 for (BS)  
 Add \$35 for (TP)  
 Add \$161 for (MB)

	1	2	3	4	5	6	7	8	9	10	11	12
<b>R27820</b>	3553	3753	3922	4116	4434	4728	5022	5278	5597	5897	6303	6878
<b>R27820S</b>	4052	4252	4421	4615	4933	5227	5521	5777	6096	6396	6802	7377

shelf model IN W50 D41.5 H47 | MM W1270 D1054 H1194

OVERALL DIMENSIONS			SEAT DIMENSIONS			BACK DIMENSIONS	
W	D	H	W	D	H	W	H
IN 50	31	47	50	19	18	28	29
MM 1270	787	1194	1270	483	457	711	737

RTA 00 1 per carton



**OS Curve Two Seater - Extended Back w/Uph Arms (Left/Right)**  
 COM: 7.25 YD | 6.63 M  
 Unit weight: 85 LB | 38.6 KG  
 Carton weight: 113 LB | 51.26 KG  
 Carton volume: 62.25 FT³ | 1.76 MT³

For power/USB unit, please see electrical placement chart.

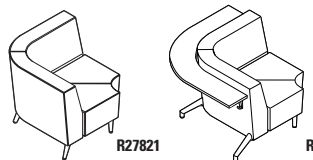
Includes ganging hardware (1 side only).

Add \$126, \$68 for (S2), (SE)  
 Add \$1067 for 72 lbs. (CW), (C6)  
 Add \$108 for (SU) or \$536 for (BS)  
 Add \$35 for (TP)  
 Add \$161 for (MB)

	1	2	3	4	5	6	7	8	9	10	11	12
<b>R27820L</b>	3850	4082	4278	4503	4872	5213	5554	5851	6221	6569	7040	7707
<b>R27820R</b>												

OVERALL DIMENSIONS			SEAT DIMENSIONS			BACK DIMENSIONS	
W	D	H	W	D	H	H	WH
IN 53.5	31	47	50	19	18	28	29
MM 1359	787	1194	1270	483	457	711	737

RTA 00 1 per carton



**90° Corner - Standard Back**  
 COM: 6 YD | 5.49 M  
 Unit weight: 79 LB | 35.9 KG  
 Carton weight: 105 LB | 47.63 KG  
 Carton volume: 35.5 FT³ | 1 MT³

No power/USB unit.

Includes ganging hardware (2 sides).

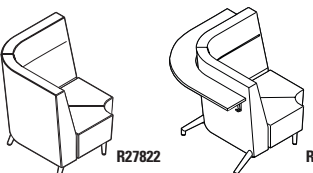
Add \$95, \$47 for (S2), (SE)  
 Add \$533 for 36 lbs. (CW), (C6)  
 Add \$108 for (SU) or \$536 for (BS)  
 Add \$35 for (TP)  
 Add \$161 for (MB)

	1	2	3	4	5	6	7	8	9	10	11	12
<b>R27821</b>	3676	3868	4030	4216	4522	4804	5086	5332	5638	5926	6316	6868
<b>R27821S</b>	4674	4866	5028	5214	5520	5802	6084	6330	6636	6924	7314	7866

shelf model IN W48.5 D48.5 H32 | MM W1232 D1232 H813

OVERALL DIMENSIONS			SEAT DIMENSIONS			BACK DIMENSIONS	
W	D	H	W	D	H	W	H
IN 37.5	37.5	32	24	19	18	24	14
MM 953	953	813	610	483	457	610	356

RTA 00 1 per carton



**90° Corner - High Back**  
 COM: 7.75 YD | 7.09 M  
 Unit weight: 95 LB | 43.2 KG  
 Carton weight: 119 LB | 53.98 KG  
 Carton volume: 44.5 FT³ | 1.26 MT³

No power/USB unit.

Includes ganging hardware (2 sides).

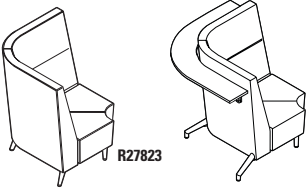
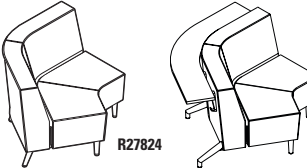
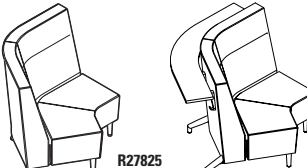
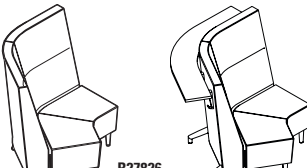

Add \$127, \$47 for (S2), (SE)  
 Add \$533 for 36 lbs. (CW), (C6)  
 Add \$108 for (SU) or \$536 for (BS)  
 Add \$35 for (TP)  
 Add \$161 for (MB)


	1	2	3	4	5	6	7	8	9	10	11	12
<b>R27822</b>	4666	4914	5123	5364	5759	6123	6487	6805	7200	7572	8076	8789
<b>R27822S</b>	5664	5912	6121	6362	6757	7121	7485	7803	8198	8570	9074	9787

shelf model IN W49 D49 H41.5 | MM W1245 D1245 H1054

OVERALL DIMENSIONS			SEAT DIMENSIONS			BACK DIMENSIONS	
W	D	H	W	D	H	W	H
IN 38.5	38.5	41.5	24	19	18	24	23.5
MM 978	978	1054	610	483	457	610	597

RTA 00 1 per carton

DESCRIPTION	FEATURES	MODEL#	STANDARD TEXTILE GRADES											
			1	2	3	4	5	6	7	8	9	10	11	12
 <p><b>90° Corner - Extended Back</b> COM: 8.25 YD   7.54 M Unit weight: 100 LB   45.5 KG Carton weight: 128 LB   58.06 KG Carton volume: 50.5 FT³   1.43 MT³</p>	<p>No power/USB unit.</p> <p>Includes ganging hardware (2 sides).</p> <p>Add \$131, \$47 for <b>(S2)</b>, <b>(SE)</b> Add \$533 for 36 lbs. <b>(CW)</b>, <b>(C6)</b> Add \$108 for <b>(SU)</b> or \$536 for <b>(BS)</b> Add \$35 for <b>(TP)</b> Add \$161 for <b>(MB)</b></p>	<p><b>R27823</b> 5181 5445 5668 5924 6344 6732 7120 7458 7879 8275 8811 9570 <b>R27823S</b> 6179 6443 6666 6922 7342 7730 8118 8456 8877 9273 9809 10568</p> <p>shelf model IN W49.5 D49.5 H47   MM W1257 D1257 H1194</p>	<b>OVERALL DIMENSIONS</b>			<b>SEAT DIMENSIONS</b>			<b>BACK DIMENSIONS</b>					
			<b>W</b>	<b>D</b>	<b>H</b>	<b>W</b>	<b>D</b>	<b>H</b>	<b>W</b>	<b>H</b>				
			IN 39	39	47	24	19	18	24	29				
			MM 991	991	1194	610	483	457	610	737				
			<b>RTA 00</b>	1 per carton										
 <p><b>120° Corner - Standard Back</b> COM: 6 YD   5.49 M Unit weight: 80 LB   36.4 KG Carton weight: 109 LB   49.44 KG Carton volume: 48.25 FT³   1.36 MT³</p>	<p>No power/USB unit.</p> <p>Includes ganging hardware (2 sides).</p> <p>Add \$91, \$63 for <b>(S2)</b>, <b>(SE)</b> Add \$533 for 36 lbs. <b>(CW)</b>, <b>(C6)</b> Add \$117 for <b>(SU)</b> or \$596 for <b>(BS)</b> Add \$35 for <b>(TP)</b> Add \$161 for <b>(MB)</b></p>	<p><b>R27824</b> 3676 3868 4030 4216 4522 4804 5086 5332 5638 5926 6316 6868 <b>R27824S</b> 4612 4804 4966 5152 5458 5740 6022 6268 6574 6862 7252 7804</p> <p>shelf model IN W62.5 D40.5 H32   MM W1588 D1029 H813</p>	<b>OVERALL DIMENSIONS</b>			<b>SEAT DIMENSIONS</b>			<b>BACK DIMENSIONS</b>					
			<b>W</b>	<b>D</b>	<b>H</b>	<b>W</b>	<b>D</b>	<b>H</b>	<b>W</b>	<b>H</b>				
			IN 52.5	30	32	52	19	18	52	14				
			MM 1334	762	813	1321	483	457	1321	356				
			<b>RTA 00</b>	1 per carton										
 <p><b>120° Corner - High Back</b> COM: 7.75 YD   7.09 M Unit weight: 89 LB   40.5 KG Carton weight: 118 LB   53.52 KG Carton volume: 60.5 FT³   1.71 MT³</p>	<p>No power/USB unit.</p> <p>Includes ganging hardware (2 sides).</p> <p>Add \$120, \$63 for <b>(S2)</b>, <b>(SE)</b> Add \$533 for 36 lbs. <b>(CW)</b>, <b>(C6)</b> Add \$117 for <b>(SU)</b> or \$596 for <b>(BS)</b> Add \$35 for <b>(TP)</b> Add \$161 for <b>(MB)</b></p>	<p><b>R27825</b> 4666 4914 5123 5364 5759 6123 6487 6805 7200 7572 8076 8789 <b>R27825S</b> 5602 5850 6059 6300 6695 7059 7423 7741 8136 8508 9012 9725</p> <p>shelf model IN W63.5 D41 H41.5   MM W1613 D1041 H1054</p>	<b>OVERALL DIMENSIONS</b>			<b>SEAT DIMENSIONS</b>			<b>BACK DIMENSIONS</b>					
			<b>W</b>	<b>D</b>	<b>H</b>	<b>W</b>	<b>D</b>	<b>H</b>	<b>W</b>	<b>H</b>				
			IN 53.5	30.5	41.5	41	21	18	51	23.5				
			MM 1359	775	1054	1041	533	457	1295	597				
			<b>RTA 00</b>	1 per carton										
 <p><b>120° Corner - Extended Back</b> COM: 8.25 YD   7.54 M Unit weight: 91 LB   41.4 KG Carton weight: 123 LB   55.79 KG Carton volume: 68.75 FT³   1.94 MT³</p>	<p>No power/USB unit.</p> <p>Includes ganging hardware (2 sides).</p> <p>Add \$129, \$63 for <b>(S2)</b>, <b>(SE)</b> Add \$533 for 36 lbs. <b>(CW)</b>, <b>(C6)</b> Add \$117 for <b>(SU)</b> or \$596 for <b>(BS)</b> Add \$35 for <b>(TP)</b> Add \$161 for <b>(MB)</b></p>	<p><b>R27826</b> 5181 5445 5668 5924 6344 6732 7120 7458 7879 8275 8811 9570 <b>R27826S</b> 6116 6380 6603 6859 7279 7667 8055 8393 8814 9210 9746 10505</p> <p>shelf model IN W64 D41.5 H47   MM W1626 D1054 H1194</p>	<b>OVERALL DIMENSIONS</b>			<b>SEAT DIMENSIONS</b>			<b>BACK DIMENSIONS</b>					
			<b>W</b>	<b>D</b>	<b>H</b>	<b>W</b>	<b>D</b>	<b>H</b>	<b>W</b>	<b>H</b>				
			IN 54	31.5	47	41	21	18	51	29				
			MM 1372	800	1194	1041	533	457	1295	737				
			<b>RTA 00</b>	1 per carton										
 <p><b>Loop Arm</b> COM: N/A Unit weight: 5 LB   2.3 KG Carton weight: 7 LB   3.18 KG Carton volume: 0.6 FT³   0.01 MT³</p>	<p>Arms sold separately (1 pc).</p>	<p>List price</p> <p><b>R2770</b> 238</p>	<b>OVERALL DIMENSIONS</b>			<b>SEAT DIMENSIONS</b>			<b>BACK DIMENSIONS</b>					
			<b>W</b>	<b>D</b>	<b>H</b>	<b>W</b>	<b>D</b>	<b>H</b>	<b>W</b>	<b>H</b>				
			IN 2.5	14	19.5	-	-	-	-	-				
			MM 64	356	495	-	-	-	-	-				
			<b>RTA 1</b>	1 per carton										

DESCRIPTION	FEATURES	MODEL#	STANDARD TEXTILE GRADES																																		
 <p><b>Loop Arm w/Armcap</b>                      COM: N/A                      Unit weight: 5 LB   2.3 KG                      Carton weight: 7 LB   3.18 KG                      Carton volume: 0.6 FT<sup>3</sup>   0.01 MT<sup>3</sup></p>	<p>Arms sold separately (1 pc).                      Armcap finish:                      (BK) Night, (FO) Fog, (LB) Latte</p>	List price																																			
		<b>R2771</b>	274																																		
		<table border="1"> <thead> <tr> <th colspan="3">OVERALL DIMENSIONS</th> <th colspan="3">SEAT DIMENSIONS</th> <th colspan="2">BACK DIMENSIONS</th> </tr> <tr> <th>W</th> <th>D</th> <th>H</th> <th>W</th> <th>D</th> <th>H</th> <th>W</th> <th>H</th> </tr> </thead> <tbody> <tr> <td>IN 2.5</td> <td>14</td> <td>19.5</td> <td>-</td> <td>-</td> <td>-</td> <td>-</td> <td>-</td> </tr> <tr> <td>MM 64</td> <td>356</td> <td>495</td> <td>-</td> <td>-</td> <td>-</td> <td>-</td> <td>-</td> </tr> </tbody> </table>			OVERALL DIMENSIONS			SEAT DIMENSIONS			BACK DIMENSIONS		W	D	H	W	D	H	W	H	IN 2.5	14	19.5	-	-	-	-	-	MM 64	356	495	-	-	-	-	-	<p><b>RTA 1</b> 1 per carton</p>
OVERALL DIMENSIONS			SEAT DIMENSIONS			BACK DIMENSIONS																															
W	D	H	W	D	H	W	H																														
IN 2.5	14	19.5	-	-	-	-	-																														
MM 64	356	495	-	-	-	-	-																														



RIVER+ BENCHES



model R27832

model R27842



model R27845

model R27840

River+ Seating & Tables



For River+ seating, please see page 277.  
For River+ tables, please see page 296.

EXAMPLE RIVER+ BENCH ORDER CODE:

R27832	-NS	-CE90	-CHM	-S6	-AS	-NC
Model number	Sealed Seams	Textile	Leg finish	Leg selection	Leg angle	Additional weight
-SB	-W	-F1				
Bottom selection	Power finish	Power/USB position				

Additional Options specify at end of order code.	SPECIFY CODE
<b>Tamperproof fasteners</b> Upcharges vary, see model.	<b>TP</b>
<b>Moisture barrier</b> Upcharges vary, see model.	<b>MB</b>

\*linking hardware is lowered to clear the staple strip.  
Units will only gang with other units with sealed bottom.  
\*\*cannot be combined with linking hardware or power units

STANDARD FEATURES

- A modular series that is composed of straight, and curved sections, as well as freestanding units.
- Linking units can be used together in any combination to create a wide variety of layouts. Ganging hardware is standard and is factory installed. Ganging hardware swivels out of the way when not in use.
- The unique tapered legs are made of welded steel, with each leg bolted directly to the unit frame. Standard leg height of 6.5". The leg height makes it easier to clean under the product.
- Legs are straight (vertical) as standard. Linking models are optionally available with angled back legs to match River+ seating units.
- Legs are standard in Chrome with Black nylon non-marking height adjustable glides.
- River+ is rated for an active weight up to 600 lbs. per seat and 24/7 use.
- For heavy duty application, Global's Limited Lifetime Warranty is applicable only on fabrics that are rated for 100,000 double rubs.
- Upholstery options: fabric, vinyl or leather. Vinyl and leather models may feature stitch detail across the seat and/or back cushions, if applicable.
- All units are shipped fully assembled.

OPTIONAL FEATURES

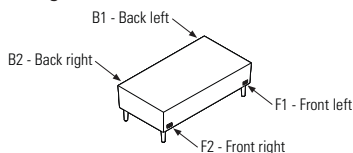
- To add sealed seams to your product, please specify **(SS)** - see each model for upcharge.
- Legs are available in 3" and 8" heights. All heights are available with fixed-to-floor option. Please specify. Upcharges vary. *Fastening hardware not included.*
- Products can be weighted to reduce the ease of movement. For additional weight options, please specify **(CW)** - see each model for available additional weight and upcharge.
- The underside of the seat can be finished with PVC (vinyl) and sealed to prevent penetration of liquids. Please specify **(SU)** - see each model for upcharge.
- Steel bottom provides tamperproof protection (includes tamperproof screws). Please specify **(BS)** - see each model for upcharge.
- Most benches (except corner and freestanding units) can be specified with power/USB units, which include one power outlet, one double USB terminal and a Black 120" three-prong power cord.
- Each power/USB unit is set in predetermined locations, as shown in the electrical illustrations below. Electrical units must be factory installed. Add \$717 per unit.
- Power/USB units are available with either Jet Black **(J)** face plate with Black power/USB receptacles or with a White **(W)** face plate with White power/USB receptacles.

Please add option codes in the following order:

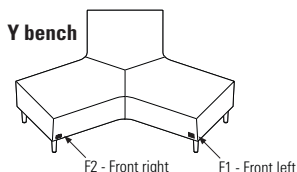
- **Model number**  
R27831 to R27833 Straight benches  
R27834 to R27835 Curved benches  
R27836 to R27839 Corner benches  
R27840 to R27841 Boomerang benches  
R27842 Y bench  
R27843 to R27846 Round non-linking benches  
R27847 to R27850 Square non-linking benches
- **Seat sealed seams**  
**(NS)** Standard seams.  
**(SS)** Sealed seams. Upcharges vary, see model.
- **Textile**  
Specify textile code.
- **Leg finish**  
For leg finish options, please see page 360. No upcharges.
- **Leg selection**  
**(S6)** Standard seat height (17.5"), 6.5" leg w/ adjustable glides. No upcharge.  
**(S3)** Low seat (14"), 3" leg w/adjustable glides. No upcharge.  
**(S8)** High seat (19"), 8" leg w/adjustable glides. No upcharge.  
**(F6)** Standard seat height (17.5"), 6.5" leg, fixed to floor. Upcharges vary.  
**(F3)** Low seat (14"), 3" leg, fixed to floor. Upcharges vary.  
**(F8)** High seat (19"), 8" leg, fixed to floor. Upcharges vary.
- **Leg angle**  
**(AS)** Straight legs. No upcharge.  
**(SA)** Straight front legs, angled back legs (available only for 6.5" and 8" high legs on straight, curved, corner and boomerang units). No upcharge.
- **Additional weight**  
**(NC)** No additional weight.  
**(CW)** Additional weight. Upcharges vary, see model.
- **Bottom selection**  
**(SB)** Standard bottom.  
**(SU)** Vinyl sealed bottom w/staple strip. Upcharges vary, see model.\*  
**(BS)** Steel bottom. Upcharges vary, see model.\*\*
- **Power unit finish**  
**(NP)** No power  
**(J)** Jet Black  
**(W)** White
- **Power/USB unit position** (straight, curved, boomerang and Y benches only, as shown below). Add \$717 per unit.  
**(F1)** Front left  
**(F2)** Front right  
**(B1)** Back left  
**(B2)** Back right

ELECTRICAL PLACEMENT

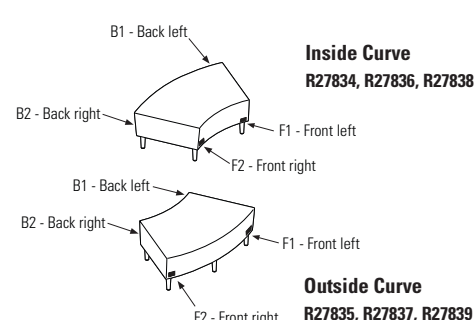
Straight benches



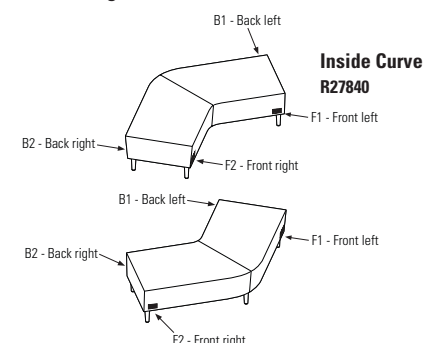
Y bench



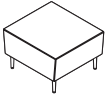
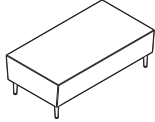
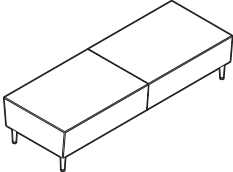
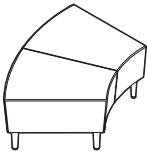

Curved benches

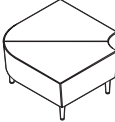
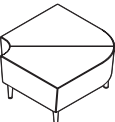


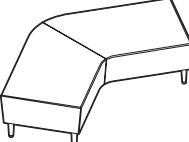



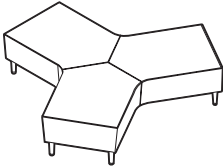

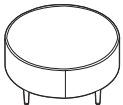
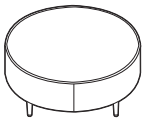
Boomerang benches

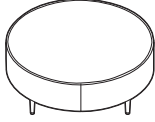
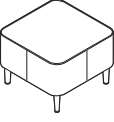
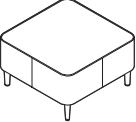
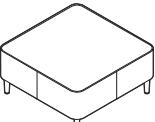
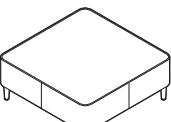





DESCRIPTION	FEATURES	MODEL#	STANDARD TEXTILE GRADES														
			1	2	3	4	5	6	7	8	9	10	11	12			
 <p><b>Single Seater Bench</b> COM: 1.75 YD   1.6 M Unit weight: 40 LB   18.2 KG Carton weight: 48 LB   21.77 KG Carton volume: 10.5 FT<sup>3</sup>   0.29 MT<sup>3</sup></p>	<p>For power/USB unit, please see electrical placement chart.</p> <p>Includes ganging hardware (2 sides).</p> <p>Add \$47 for (SS) Add \$90 for (F_) Add \$533 for 36 lbs. (CW) Add \$47 for (SU) or \$247 for (BS) Add \$28 for (TP) Add \$81 for (MB)</p>	R27831	1157	1213	1260	1315	1404	1486	1568	1640	1729	1813	1927	2088			
			OVERALL DIMENSIONS			SEAT DIMENSIONS			BACK DIMENSIONS								
			W	D	H	W	D	H	W	H							
			IN 26	28.5	17.5	-	-	-	-	-							
			MM 660	724	445	-	-	-	-	-							
			<b>RTA 00</b>	1 per carton													
 <p><b>Two Seater Bench</b> COM: 2.75 YD   2.51 M Unit weight: 55 LB   25 KG Carton weight: 65 LB   29.48 KG Carton volume: 20.5 FT<sup>3</sup>   0.58 MT<sup>3</sup></p>	<p>For power/USB unit, please see electrical placement chart.</p> <p>Includes ganging hardware (2 sides).</p> <p>Add \$59 for (SS) Add \$90 for (F_) Add \$1067 for 72 lbs. (CW) Add \$72 for (SU) or \$407 for (BS) Add \$28 for (TP) Add \$161 for (MB)</p>	R27832	1796	1884	1958	2044	2184	2313	2442	2555	2695	2827	3006	3259			
			OVERALL DIMENSIONS			SEAT DIMENSIONS			BACK DIMENSIONS								
			W	D	H	W	D	H	W	H							
			IN 52	28.5	17.5	-	-	-	-	-							
			MM 1321	724	445	-	-	-	-	-							
			<b>RTA 00</b>	1 per carton													
 <p><b>Three Seater Bench</b> COM: 4.5 YD   4.11 M Unit weight: 88 LB   40 KG Carton weight: 103 LB   46.72 KG Carton volume: 30.25 FT<sup>3</sup>   0.85 MT<sup>3</sup></p>	<p>For power/USB unit, please see electrical placement chart.</p> <p>Includes ganging hardware (2 sides).</p> <p>Add \$88 for (SS) Add \$90 for (F_) Add \$1067 for 72 lbs. (CW) Add \$101 for (SU) or \$521 for (BS) Add \$28 for (TP) Add \$243 for (MB)</p>	R27833	2489	2633	2755	2894	3124	3335	3547	3731	3961	4177	4469	4883			
			OVERALL DIMENSIONS			SEAT DIMENSIONS			BACK DIMENSIONS								
			W	D	H	W	D	H	W	H							
			IN 78	28.5	17.5	-	-	-	-	-							
			MM 1981	724	445	-	-	-	-	-							
			<b>RTA 00</b>	1 per carton													
 <p><b>Inside Curve Two Seater Bench</b> COM: 3 YD   2.74 M Unit weight: 49 LB   22.3 KG Carton weight: 60 LB   27.22 KG Carton volume: 22.75 FT<sup>3</sup>   0.64 MT<sup>3</sup></p>	<p>For power/USB unit, please see electrical placement chart.</p> <p>Includes ganging hardware (2 sides).</p> <p>Add \$55 for (SS) Add \$113 for (F_) Add \$1067 for 72 lbs. (CW) Add \$72 for (SU) or \$327 for (BS) Add \$35 for (TP) Add \$161 for (MB)</p>	R27834	2609	2705	2786	2879	3032	3173	3314	3437	3590	3734	3929	4205			
			OVERALL DIMENSIONS			SEAT DIMENSIONS			BACK DIMENSIONS								
			W	D	H	W	D	H	W	H							
			IN 50	30.5	17.5	-	-	-	-	-							
			MM 1270	775	445	-	-	-	-	-							
			<b>RTA 00</b>	1 per carton													
 <p><b>Outside Curve Two Seater Bench</b> COM: 3 YD   2.74 M Unit weight: 49 LB   22.3 KG Carton weight: 60 LB   27.22 KG Carton volume: 22.75 FT<sup>3</sup>   0.64 MT<sup>3</sup></p>	<p>For power/USB unit, please see electrical placement chart.</p> <p>Includes ganging hardware (2 sides).</p> <p>Add \$55 for (SS) Add \$113 for (F_) Add \$1067 for 72 lbs. (CW) Add \$72 for (SU) or \$327 for (BS) Add \$35 for (TP) Add \$161 for (MB)</p>	R27835	2609	2705	2786	2879	3032	3173	3314	3437	3590	3734	3929	4205			
			OVERALL DIMENSIONS			SEAT DIMENSIONS			BACK DIMENSIONS								
			W	D	H	W	D	H	W	H							
			IN 50	30.5	17.5	-	-	-	-	-							
			MM 1270	775	445	-	-	-	-	-							
			<b>RTA 00</b>	1 per carton													

DESCRIPTION	FEATURES	MODEL#	STANDARD TEXTILE GRADES														
			1	2	3	4	5	6	7	8	9	10	11	12			
 <p><b>90° Inside Curve Corner Bench</b> COM: 3.25 YD   2.97 M Unit weight: 49 LB   22.3 KG Carton weight: 60 LB   27.22 KG Carton volume: 17.25 FT³   0.48 MT³</p>	<p>For power/USB unit, please see electrical placement chart.</p> <p>Includes ganging hardware (2 sides).</p> <p>Add \$55 for (SS) Add \$113 for (F_) Add \$533 for 36 lbs. (CW) Add \$83 for (SU) or \$382 for (BS) Add \$35 for (TP) Add \$161 for (MB)</p>	R27836	2609	2713	2801	2902	3067	3220	3373	3506	3672	3828	4039	4338			
			OVERALL DIMENSIONS			SEAT DIMENSIONS			BACK DIMENSIONS								
			W	D	H	W	D	H	W	H							
			IN 36.5	36.5	17.5	-	-	-	-	-							
			MM 927	927	445	-	-	-	-	-							
			<p>RTA 00 1 per carton</p>														
 <p><b>90° Outside Curve Corner Bench</b> COM: 3.25 YD   2.97 M Unit weight: 49 LB   22.3 KG Carton weight: 60 LB   27.22 KG Carton volume: 17.25 FT³   0.48 MT³</p>	<p>For power/USB unit, please see electrical placement chart.</p> <p>Includes ganging hardware (2 sides).</p> <p>Add \$55 for (SS) Add \$113 for (F_) Add \$533 for 36 lbs. (CW) Add \$83 for (SU) or \$382 for (BS) Add \$35 for (TP) Add \$161 for (MB)</p>	R27837	2609	2713	2801	2902	3067	3220	3373	3506	3672	3828	4039	4338			
			OVERALL DIMENSIONS			SEAT DIMENSIONS			BACK DIMENSIONS								
			W	D	H	W	D	H	W	H							
			IN 36.5	36.5	17.5	-	-	-	-	-							
			MM 927	927	445	-	-	-	-	-							
			<p>RTA 00 1 per carton</p>														
 <p><b>120° Inside Curve Corner Bench</b> COM: 3.5 YD   3.2 M Unit weight: 46 LB   20.9 KG Carton weight: 57 LB   25.85 KG Carton volume: 26.75 FT³   0.75 MT³</p>	<p>For power/USB unit, please see electrical placement chart.</p> <p>Includes ganging hardware (2 sides).</p> <p>Add \$57 for (SS) Add \$113 for (F_) Add \$533 for 36 lbs. (CW) Add \$83 for (SU) or \$421 for (BS) Add \$35 for (TP) Add \$161 for (MB)</p>	R27838	2609	2721	2816	2924	3103	3267	3432	3575	3754	3922	4149	4471			
			OVERALL DIMENSIONS			SEAT DIMENSIONS			BACK DIMENSIONS								
			W	D	H	W	D	H	W	H							
			IN 36.5	51.5	17.5	-	-	-	-	-							
			MM 927	1308	445	-	-	-	-	-							
			<p>RTA 00 1 per carton</p>														
 <p><b>120° Outside Curve Corner Bench</b> COM: 3.5 YD   3.2 M Unit weight: 46 LB   20.9 KG Carton weight: 57 LB   25.85 KG Carton volume: 26.75 FT³   0.75 MT³</p>	<p>For power/USB unit, please see electrical placement chart.</p> <p>Includes ganging hardware (2 sides).</p> <p>Add \$57 for (SS) Add \$113 for (F_) Add \$533 for 36 lbs. (CW) Add \$83 for (SU) or \$421 for (BS) Add \$35 for (TP) Add \$161 for (MB)</p>	R27839	2609	2721	2816	2924	3103	3267	3432	3575	3754	3922	4149	4471			
			OVERALL DIMENSIONS			SEAT DIMENSIONS			BACK DIMENSIONS								
			W	D	H	W	D	H	W	H							
			IN 36.5	51.5	17.5	-	-	-	-	-							
			MM 927	1308	445	-	-	-	-	-							
			<p>RTA 00 1 per carton</p>														
 <p><b>Inside Curve Boomerang Bench</b> COM: 5.25 YD   4.8 M Unit weight: 84 LB   38.2 KG Carton weight: 126 LB   57.15 KG Carton volume: 47.75 FT³   1.35 MT³</p>	<p>For power/USB unit, please see electrical placement chart.</p> <p>Includes ganging hardware (2 sides).</p> <p>Add \$84 for (SS) Add \$113 for (F_) Add \$1067 for 72 lbs. (CW) Add \$114 for (SU) or \$736 for (BS) Add \$35 for (TP) Add \$243 for (MB)</p>	R27840	3233	3401	3543	3706	3973	4220	4467	4682	4950	5202	5543	6026			
			OVERALL DIMENSIONS			SEAT DIMENSIONS			BACK DIMENSIONS								
			W	D	H	W	D	H	W	H							
			IN 82	45	17.5	-	-	-	-	-							
			MM 2083	1143	445	-	-	-	-	-							
			<p>RTA 00 1 per carton</p>														

DESCRIPTION	FEATURES	MODEL#	STANDARD TEXTILE GRADES											
			1	2	3	4	5	6	7	8	9	10	11	12
 <p><b>Outside Curve Boomerang Bench</b> COM: 5.25 YD   4.8 M Unit weight: 84 LB   38.2 KG Carton weight: 126 LB   57.15 KG Carton volume: 47.75 FT<sup>3</sup>   1.35 MT<sup>3</sup></p>	<p>For power/USB unit, please see electrical placement chart.</p> <p>Includes ganging hardware (2 sides).</p> <p>Add \$84 for (SS) Add \$113 for (F_) Add \$1067 for 72 lbs. (CW) Add \$114 for (SU) or \$736 for (BS) Add \$35 for (TP) Add \$243 for (MB)</p>	R27841	3233	3401	3543	3706	3973	4220	4467	4682	4950	5202	5543	6026
			OVERALL DIMENSIONS			SEAT DIMENSIONS			BACK DIMENSIONS					
			W	D	H	W	D	H	W	H				
			IN 82	45	17.5	-	-	-	-	-				
MM 2083	1143	445	-	-	-	-	-							
		RTA 00	1 per carton											
 <p><b>Y Bench</b> COM: 8 YD   7.32 M Unit weight: 122 LB   55.5 KG Carton weight: 203 LB   92.08 KG Carton volume: 101.25 FT<sup>3</sup>   2.86 MT<sup>3</sup></p>	<p>For power/USB unit, please see electrical placement chart.</p> <p>Includes ganging hardware (2 sides).</p> <p>Add \$141 for (SS) Add \$158 for (F_) Add \$800 for 54 lbs. (CW) Add \$179 for (SU) or \$917 for (BS) Add \$51 for (TP) Add \$324 for (MB)</p>	R27842	5623	5879	6095	6343	6751	7127	7503	7831	8239	8623	9143	9879
			OVERALL DIMENSIONS			SEAT DIMENSIONS			BACK DIMENSIONS					
			W	D	H	W	D	H	W	H				
			IN 82	70	17.5	-	-	-	-	-				
MM 2083	1778	445	-	-	-	-	-							
		RTA 00	1 per carton											
 <p><b>18" Dia. Round Bench</b> COM: 1 YD   0.91 M Unit weight: 20 LB   9.1 KG Carton weight: 25 LB   11.34 KG Carton volume: 4.7 FT<sup>3</sup>   0.13 MT<sup>3</sup></p>	<p>No power/USB unit.</p> <p>Freestanding unit only.</p> <p>Add \$31 for (SS) Add \$90 for (F_) Not available (CW) Add \$35 for (SU), (BS) not available Add \$28 for (TP) Add \$81 for (MB)</p>	R27843	686	718	745	776	827	874	921	962	1013	1061	1126	1218
			OVERALL DIMENSIONS			SEAT DIMENSIONS			BACK DIMENSIONS					
			W	D	H	W	D	H	W	H				
			IN 18	18	17.5	-	-	-	-	-				
MM 457	457	445	-	-	-	-	-							
		RTA 00	1 per carton											
 <p><b>36" Dia. Round Bench</b> COM: 3.25 YD   2.97 M Unit weight: 41 LB   18.6 KG Carton weight: 50 LB   22.68 KG Carton volume: 18.25 FT<sup>3</sup>   0.51 MT<sup>3</sup></p>	<p>No power/USB unit.</p> <p>Freestanding unit only.</p> <p>Add \$51 for (SS) Add \$90 for (F_) Add \$533 for 36 lbs. (CW) Add \$72 for (SU) or \$422 for (BS) Add \$28 for (TP) Add \$81 for (MB)</p>	R27844	1546	1650	1738	1839	2004	2157	2310	2443	2609	2765	2976	3275
			OVERALL DIMENSIONS			SEAT DIMENSIONS			BACK DIMENSIONS					
			W	D	H	W	D	H	W	H				
			IN 36	36	17.5	-	-	-	-	-				
MM 914	914	445	-	-	-	-	-							
		RTA 00	1 per carton											
 <p><b>42" Dia. Round Bench</b> COM: 3.5 YD   3.2 M Unit weight: 45 LB   20.5 KG Carton weight: 55 LB   24.95 KG Carton volume: 23 FT<sup>3</sup>   0.65 MT<sup>3</sup></p>	<p>No power/USB unit.</p> <p>Freestanding unit only.</p> <p>Add \$55 for (SS) Add \$90 for (F_) Add \$1067 for 72 lbs. (CW) Add \$83 for (SU) or \$461 for (BS) Add \$28 for (TP) Add \$161 for (MB)</p>	R27845	1813	1925	2020	2128	2307	2471	2636	2779	2958	3126	3353	3675
			OVERALL DIMENSIONS			SEAT DIMENSIONS			BACK DIMENSIONS					
			W	D	H	W	D	H	W	H				
			IN 42	42	17.5	-	-	-	-	-				
MM 1067	1067	445	-	-	-	-	-							
		RTA 00	1 per carton											

DESCRIPTION	FEATURES	MODEL#	STANDARD TEXTILE GRADES														
			1	2	3	4	5	6	7	8	9	10	11	12			
 <p><b>48" Dia. Round Bench</b> COM: 3.75 YD   3.43 M Unit weight: 55 LB   25 KG Carton weight: 65 LB   29.48 KG Carton volume: 30 FT<sup>3</sup>   0.84 MT<sup>3</sup></p>	<p>No power/USB unit.</p> <p>Freestanding unit only.</p> <p>Add \$59 for (SS) Add \$90 for (F_) Add \$1067 for 72 lbs. (CW) Add \$101 for (SU) or \$491 for (BS) Add \$28 for (TP) Add \$243 for (MB)</p>	<b>R27846</b>	2130	2250	2351	2468	2659	2835	3011	3165	3356	3536	3780	4125			
			OVERALL DIMENSIONS			SEAT DIMENSIONS			BACK DIMENSIONS								
			W	D	H	W	D	H	W	H							
			IN 48	48	17.5	-	-	-	-	-							
			MM 1219	1219	445	-	-	-	-	-							
			<b>RTA 00</b>	1 per carton													
 <p><b>24" Square Bench</b> COM: 1.5 YD   1.37 M Unit weight: 25 LB   11.4 KG Carton weight: 30 LB   13.61 KG Carton volume: 8 FT<sup>3</sup>   0.22 MT<sup>3</sup></p>	<p>No power/USB unit.</p> <p>Freestanding unit only.</p> <p>Add \$43 for (SS) Add \$90 for (F_) Add \$533 for 36 lbs. (CW) Add \$38 for (SU) or \$189 for (BS) Add \$28 for (TP) Add \$81 for (MB)</p>	<b>R27847</b>	968	1016	1057	1103	1180	1250	1321	1382	1459	1531	1628	1766			
			OVERALL DIMENSIONS			SEAT DIMENSIONS			BACK DIMENSIONS								
			W	D	H	W	D	H	W	H							
			IN 24	24	17.5	-	-	-	-	-							
			MM 610	610	445	-	-	-	-	-							
			<b>RTA 00</b>	1 per carton													
 <p><b>30" Square Bench</b> COM: 2.75 YD   2.51 M Unit weight: 30 LB   13.6 KG Carton weight: 40 LB   18.14 KG Carton volume: 12.25 FT<sup>3</sup>   0.34 MT<sup>3</sup></p>	<p>No power/USB unit.</p> <p>Freestanding unit only.</p> <p>Add \$51 for (SS) Add \$90 for (F_) Add \$1067 for 36 lbs. (CW) Add \$72 for (SU) or \$233 for (BS) Add \$28 for (TP) Add \$81 for (MB)</p>	<b>R27848</b>	1290	1378	1452	1538	1678	1807	1936	2049	2189	2321	2500	2753			
			OVERALL DIMENSIONS			SEAT DIMENSIONS			BACK DIMENSIONS								
			W	D	H	W	D	H	W	H							
			IN 30	30	17.5	-	-	-	-	-							
			MM 762	762	445	-	-	-	-	-							
			<b>RTA 00</b>	1 per carton													
 <p><b>36" Square Bench</b> COM: 3 YD   2.74 M Unit weight: 40 LB   18.2 KG Carton weight: 50 LB   22.68 KG Carton volume: 18.25 FT<sup>3</sup>   0.51 MT<sup>3</sup></p>	<p>No power/USB unit.</p> <p>Freestanding unit only.</p> <p>Add \$55 for (SS) Add \$90 for (F_) Add \$1067 for 72 lbs. (CW) Add \$77 for (SU) or \$311 for (BS) Add \$28 for (TP) Add \$161 for (MB)</p>	<b>R27849</b>	1598	1694	1775	1868	2021	2162	2303	2426	2579	2723	2918	3194			
			OVERALL DIMENSIONS			SEAT DIMENSIONS			BACK DIMENSIONS								
			W	D	H	W	D	H	W	H							
			IN 36	36	17.5	-	-	-	-	-							
			MM 914	914	445	-	-	-	-	-							
			<b>RTA 00</b>	1 per carton													
 <p><b>42" Square Bench</b> COM: 3.25 YD   2.97 M Unit weight: 50 LB   22.7 KG Carton weight: 60 LB   27.22 KG Carton volume: 23 FT<sup>3</sup>   0.65 MT<sup>3</sup></p>	<p>No power/USB unit.</p> <p>Freestanding unit only.</p> <p>Add \$61 for (SS) Add \$90 for (F_) Add \$1067 for 72 lbs. (CW) Add \$96 for (SU) or \$430 for (BS) Add \$28 for (TP) Add \$243 for (MB)</p>	<b>R27850</b>	1955	2059	2147	2248	2413	2566	2719	2852	3018	3174	3385	3684			
			OVERALL DIMENSIONS			SEAT DIMENSIONS			BACK DIMENSIONS								
			W	D	H	W	D	H	W	H							
			IN 42	42	17.5	-	-	-	-	-							
			MM 1067	1067	445	-	-	-	-	-							
			<b>RTA 00</b>	1 per carton													

RIVER+ TABLES



model R27858



model R27864



model 7743

River+ Seating & Benches



For River+ seating, please see page 277.  
For River+ benches, please see page 291.

STANDARD FEATURES

- A modular series that is composed of straight and curved sections, as well as freestanding units.
- Linking units can be used together in any combination with River+ seating and bench units to create a wide variety of layouts. Ganging hardware is standard and is factory installed. Ganging hardware swivels out of the way when not in use.
- Front and back faces of end (linking) tables angles slightly inwards. This inward slant matches the inward angles of River seating so all units coordinate in visual appearance.
- The unique tapered legs are made of welded steel, with each leg bolted directly to the unit frame. All units have the same standard leg height of 6.5". The leg height makes it easier to clean under the product.
- Legs are straight (vertical) as standard. Linking models are optionally available with an angled back leg to visually align with River seating units.
- Legs are standard in Chrome with Black nylon non-marking height adjustable glides.

OPTIONAL FEATURES

- Tables are made with high pressure laminate and are offered in the finishes listed on the right. Please specify. Custom high pressure laminate finishes will be considered upon request.
- Legs of coffee and end (linking) tables are available in 3" and 8" heights. All heights are available with fixed-to-floor option. Please specify.
- Products can be weighted to reduce the ease of movement. For additional weight options, please specify **(CW)** - see each model for available additional weight and upcharge.
- Most tables (except freestanding units) can be specified with power/USB units, which include one power outlets, one double USB terminals and a Black 120" three-prong power cord.
- Each power/USB unit is set in predetermined locations, as shown in the electrical illustrations below. Electrical units must be factory installed. Add \$881 per unit.
- Power/USB units are available with either Jet Black **(J)** face plate with Black power/USB receptacles or with a White **(W)** face plate with White power/USB receptacles.

Please add option codes in the following order:

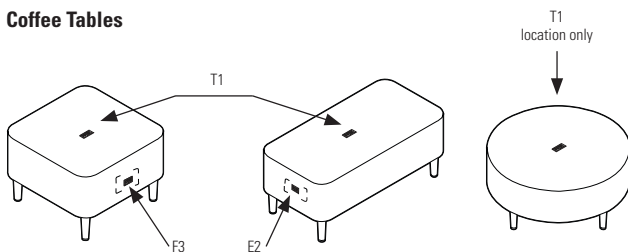
- **Model number**  
**R27855 to R27858** Square coffee tables  
**R27859** Rectangular coffee table  
**R27860 to R27861** Round coffee tables  
**R27862 to R27864** Linking/end tables  
**7443 and 7745** Freestanding tables
- **Laminate finishes** (colors shown on website)  
**(ACJ)** Absolute Acajou  
**(ASN)** Asian Night  
**(AWC)** Avnt Cherry  
**(AWH)** Avnt Honey  
**(BLK)** Black  
**(BZD)** Blizzard  
**(BRC)** Brushed Cobalt  
**(CMB)** Clear Maple  
**(CGY)** Custom Grey  
**(DES)** Dark Espresso  
**(DWT)** Designer White  
**(FAS)** Fashionista  
**(FCL)** First Class  
**(NBL)** Noce Biondo  
**(NGL)** Noce Grigio  
**(NEL)** Noce Leggero  
**(NML)** Noce Medio  
**(QTM)** Quartered Mahogany  
**(SBY)** Sheer Beauty  
**(SDT)** Stonedust  
**(SGY)** Storm Grey  
**(WHE)** Walnut Heights  
**(WHC)** White Chocolate  
**(WCR)** Winter Cherry
- **Leg finish**  
For leg finish options, please see page 360. No upcharges.
- **Leg selection**  
**(S6)** Standard height (6.5") w/adjustable glides. No upcharge.  
**(S3)** Low (3") w/adjustable glides. No upcharge.  
**(S8)** High (8") w/adjustable glides. No upcharge.  
**(F6)** Standard height (6.5"), fixed to floor. Add \$90.  
**(F3)** Low (3"), fixed to floor. Add \$90.  
**(F8)** High (8"), fixed to floor. Add \$90.
- **Leg angle** (linking/end tables only)  
**(AS)** Straight legs. No upcharge.  
**(SA)** Straight front legs, angled back legs. No upcharge.
- **Additional weight**  
**(NC)** No additional weight.  
**(CW)** Additional weight. Upcharges vary, see model.
- **Power unit finish**  
**(J)** Jet Black  
**(W)** White
- **Power/USB unit position** (coffee and linking/end tables only, as shown below). Add \$881 per unit.  
**(NP)** No power. No upcharge.  
**(E1)** Left end (rectangular coffee table only)  
**(E2)** Right end (rectangular coffee table only)  
**(F3)** Front center (square coffee table only)  
**(T1)** Top
- **Fasteners**  
**(RS)** Standard  
**(TP)** Tamperproof. Add \$119.

EXAMPLE RIVER+ TABLE ORDER CODE:

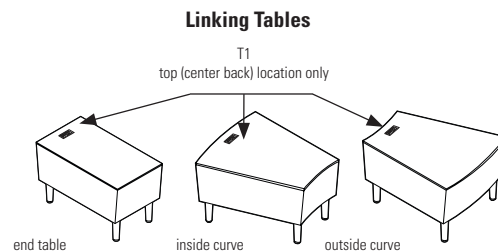
R27858	-ACJ	-CHM	-S6	-AS	-NC	-W	-T1	-RS
Model number	Laminate	Leg finish	Leg selection	Leg angle	Additional weight	Power finish	Power/USB	Fasteners

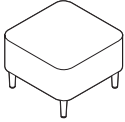
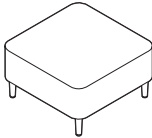
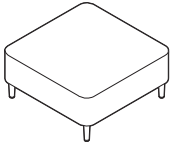
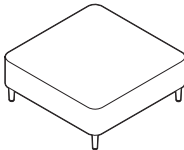
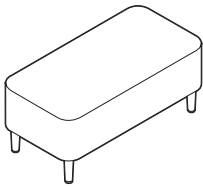
ELECTRICAL PLACEMENT

Coffee Tables

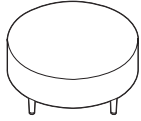


Linking Tables



DESCRIPTION	FEATURES	MODEL#	STANDARD TEXTILE GRADES						
 <p><b>24" Square Laminate Coffee Table</b> COM: N/A Unit weight: 40 LB   18.14 KG Carton weight: 40 LB   18.14 KG Carton volume: 10.7 FT<sup>3</sup>   0.3 MT<sup>3</sup></p>	<p>For power/USB unit, please see electrical placement chart.</p> <p>Freestanding unit only. Add \$533 for 36 lbs. (CW)</p>	List price							
		R27855	1329						
		OVERALL DIMENSIONS			SEAT DIMENSIONS			BACK DIMENSIONS	
		W	D	H	W	D	H	W	H
	IN 24	24	17	-	-	-	-	-	
	MM 610	610	432	-	-	-	-	-	
				<b>RTA 00</b>	1 per carton				
 <p><b>30" Square Laminate Coffee Table</b> COM: N/A Unit weight: 53 LB   24.04 KG Carton weight: 53 LB   24.04 KG Carton volume: 15.3 FT<sup>3</sup>   0.43 MT<sup>3</sup></p>	<p>For power/USB unit, please see electrical placement chart.</p> <p>Freestanding unit only. Add \$400 for 27 lbs. (CW)</p>	List price							
		R27856	1392						
		OVERALL DIMENSIONS			SEAT DIMENSIONS			BACK DIMENSIONS	
		W	D	H	W	D	H	W	H
	IN 30	30	17	-	-	-	-	-	
	MM 762	762	432	-	-	-	-	-	
				<b>RTA 00</b>	1 per carton				
 <p><b>36" Square Laminate Coffee Table</b> COM: N/A Unit weight: 75 LB   34.01 KG Carton weight: 75 LB   34.02 KG Carton volume: 20.6 FT<sup>3</sup>   0.58 MT<sup>3</sup></p>	<p>For power/USB unit, please see electrical placement chart.</p> <p>Freestanding unit only. No additional weight required.</p>	List price							
		R27857	1541						
		OVERALL DIMENSIONS			SEAT DIMENSIONS			BACK DIMENSIONS	
		W	D	H	W	D	H	W	H
	IN 36	36	17	-	-	-	-	-	
	MM 914	914	432	-	-	-	-	-	
				<b>RTA 00</b>	1 per carton				
 <p><b>42" Square Laminate Coffee Table</b> COM: N/A Unit weight: 115 LB   52.16 KG Carton weight: 115 LB   52.16 KG Carton volume: 26.7 FT<sup>3</sup>   0.75 MT<sup>3</sup></p>	<p>For power/USB unit, please see electrical placement chart.</p> <p>Freestanding unit only. No additional weight required.</p>	List price							
		R27858	1706						
		OVERALL DIMENSIONS			SEAT DIMENSIONS			BACK DIMENSIONS	
		W	D	H	W	D	H	W	H
	IN 42	42	17	-	-	-	-	-	
	MM 1067	1067	432	-	-	-	-	-	
				<b>RTA 00</b>	1 per carton				
 <p><b>Rectangular Laminate Coffee Table</b> COM: N/A Unit weight: 55 LB   24.94 KG Carton weight: 55 LB   24.95 KG Carton volume: 14.2 FT<sup>3</sup>   0.4 MT<sup>3</sup></p>	<p>For power/USB unit, please see electrical placement chart.</p> <p>Freestanding unit only. Add \$267 for 18 lbs. (CW)</p>	List price							
		R27859	1400						
		OVERALL DIMENSIONS			SEAT DIMENSIONS			BACK DIMENSIONS	
		W	D	H	W	D	H	W	H
	IN 40	20	17	-	-	-	-	-	
	MM 1016	508	432	-	-	-	-	-	
				<b>RTA 00</b>	1 per carton				

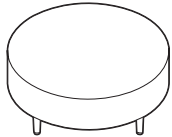
DESCRIPTION FEATURES MODEL# STANDARD TEXTILE GRADES



**36" Dia. Round Laminate Coffee Table**  
 COM: N/A  
 Unit weight: 63 LB | 28.57 KG  
 Carton weight: 63 LB | 28.58 KG  
 Carton volume: 15.3 FT<sup>3</sup> | 0.43 MT<sup>3</sup>

For power/USB unit, please see electrical placement chart.  
 Freestanding unit only.  
 Add \$267 for 18 lbs. (CW)

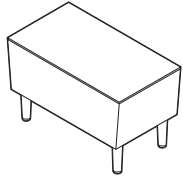
List price								
<b>R27860</b>	1729							
OVERALL DIMENSIONS			SEAT DIMENSIONS			BACK DIMENSIONS		
W	D	H	W	D	H	W	H	
IN 36	36	17	-	-	-	-	-	
MM 914	914	432	-	-	-	-	-	
<b>RTA 00</b>			1 per carton					



**42" Dia. Round Laminate Coffee Table**  
 COM: N/A  
 Unit weight: 85 LB | 38.55 KG  
 Carton weight: 85 LB | 38.56 KG  
 Carton volume: 20.6 FT<sup>3</sup> | 0.58 MT<sup>3</sup>

For power/USB unit, please see electrical placement chart.  
 Freestanding unit only.  
 No additional weight required.


List price								
<b>R27861</b>	1889							
OVERALL DIMENSIONS			SEAT DIMENSIONS			BACK DIMENSIONS		
W	D	H	W	D	H	W	H	
IN 42	42	17	-	-	-	-	-	
MM 1067	1067	432	-	-	-	-	-	
<b>RTA 00</b>			1 per carton					



**Rectangular Laminate End Table**  
 COM: N/A  
 Unit weight: 40 LB | 18.14 KG  
 Carton weight: 40 LB | 18.14 KG  
 Carton volume: 20.6 FT<sup>3</sup> | 0.58 MT<sup>3</sup>

For power/USB unit, please see electrical placement chart.  
 Includes ganging hardware (2 sides).  
 Add \$533 for 36 lbs. (CW)


List price								
<b>R27862</b>	1401							
OVERALL DIMENSIONS			SEAT DIMENSIONS			BACK DIMENSIONS		
W	D	H	W	D	H	W	H	
IN 28	15	17	-	-	-	-	-	
MM 711	381	432	-	-	-	-	-	
<b>RTA 00</b>			1 per carton					



**Inside Curve Laminate End Table**  
 COM: N/A  
 Unit weight: 47 LB | 21.31 KG  
 Carton weight: 47 LB | 21.32 KG  
 Carton volume: 13.3 FT<sup>3</sup> | 0.37 MT<sup>3</sup>

For power/USB unit, please see electrical placement chart.  
 Includes ganging hardware (2 sides).  
 Add \$533 for 36 lbs. (CW)

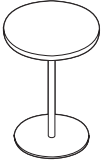
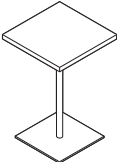
List price								
<b>R27863</b>	1850							
OVERALL DIMENSIONS			SEAT DIMENSIONS			BACK DIMENSIONS		
W	D	H	W	D	H	W	H	
IN 28	17	17	-	-	-	-	-	
MM 711	432	432	-	-	-	-	-	
<b>RTA 00</b>			1 per carton					



**Outside Curve Laminate End Table**  
 COM: N/A  
 Unit weight: 47 LB | 21.31 KG  
 Carton weight: 47 LB | 21.32 KG  
 Carton volume: 13.3 FT<sup>3</sup> | 0.37 MT<sup>3</sup>

For power/USB unit, please see electrical placement chart.  
 Includes ganging hardware (2 sides).  
 Add \$533 for 36 lbs. (CW)

List price								
<b>R27864</b>	1850							
OVERALL DIMENSIONS			SEAT DIMENSIONS			BACK DIMENSIONS		
W	D	H	W	D	H	W	H	
IN 28	17	17	-	-	-	-	-	
MM 711	432	432	-	-	-	-	-	
<b>RTA 00</b>			1 per carton					

DESCRIPTION	FEATURES	MODEL#	STANDARD TEXTILE GRADES						
 <p><b>18" Dia. Round Laminate Laptop Table</b>                      COM: N/A                      Unit weight: 22 LB   10 KG                      Carton weight: 32 LB   14.51 KG                      Carton volume: 6 FT³   0.16 MT³</p>	No power/USB unit.	7743	List price						
			1063						
		<b>OVERALL DIMENSIONS</b>			<b>SEAT DIMENSIONS</b>			<b>BACK DIMENSIONS</b>	
		<b>W</b>	<b>D</b>	<b>H</b>	<b>W</b>	<b>D</b>	<b>H</b>	<b>W</b>	<b>H</b>
		IN 18	18	25.25	-	-	-	-	-
		MM 457	457	641	-	-	-	-	-
		RTA 00		courier		1 per carton			
 <p><b>16" Square Laminate Laptop Table</b>                      COM: N/A                      Unit weight: 26 LB   11.8 KG                      Carton weight: 36 LB   16.33 KG                      Carton volume: 6 FT³   0.16 MT³</p>	No power/USB unit.	7745	List price						
			1035						
		<b>OVERALL DIMENSIONS</b>			<b>SEAT DIMENSIONS</b>			<b>BACK DIMENSIONS</b>	
		<b>W</b>	<b>D</b>	<b>H</b>	<b>W</b>	<b>D</b>	<b>H</b>	<b>W</b>	<b>H</b>
		IN 16	16	25.25	-	-	-	-	-
		MM 406	406	641	-	-	-	-	-
		RTA 00				1 per carton			



SIRENA



models 3371 Lounge Chairs, 3373 Two Seat Sofa, 3400 Coffee Table and 3402 End Table



model 3371



model 3372CRTL



STANDARD FEATURES

- Modern club style seating includes: lounge chair, two and three seat sofas.
- Complete with modern tables for reception areas, meeting rooms and private office use.
- Distinctive round style feet are finished in Black only.
- All models have fixed, non-removable seat cushions with arm height at 25" in the front.
- When ordering models with tablet, please specify for left hand or for right hand tablet. See models below.
- Tablets rotate and are non-removable. Overall tablet size is 17"W by 14"D.
- Laminate tops are 1" thick.
- Table legs are 1.5" steel tubing, tapered toward the bottom to 7/8", equipped with self-leveling, pivoting steel glides.
- (C1M) dual wheel carpet casters are standard. Casters are available on lounge chairs only.
- Upholstery options: fabric, vinyl or leather. Vinyl and leather models may feature stitch detail across the seat and/or back cushions, if applicable.

OPTIONAL FEATURES

- Laminate tables, tablets and book shelves are offered in the following laminate finishes: Absolute Acajou (ACJ), Asian Night (ASN), Avant Cherry (AWC), Avant Honey (AWH), Black (BLK), Blizzard (BZD), Clear Maple (CMB), Custom Grey (CGY), Dark Espresso (DES), Designer White (DWT), Fashionista (FAS), First Class (FCL), Noce Biondo (NBL), Noce Grigio (NGL), Noce Leggero (NEL), Noce Medio (NML), Sheer Beauty (SBY), Quatered Mahogany (QTM), Stonedust (SDT), Walnut Heights (WHE), White Chocolate (WHC) and Winter Cherry (WCR). Please specify.
- Table legs are available in Black (TBL) or Tungsten (TTU). No upcharge.

DESCRIPTION

FEATURES

MODEL#

STANDARD TEXTILE GRADES



Lounge Chair Fabric

COM: 4.25 YD | 3.89 M  
 Unit weight: 45 LB | 20.5 KG  
 Carton weight: 52 LB | 23.59 KG  
 Carton volume: 19.25 FT³ | 0.54 MT³

	1	2	3	4	5	6	7	8	9	10	11	12
<b>3371</b>	-	1148	1263	1395	1611	1811	2011	2185	2402	2606	2882	3273
<b>OVERALL DIMENSIONS</b>			<b>SEAT DIMENSIONS</b>			<b>BACK DIMENSIONS</b>						
	<b>W</b>	<b>D</b>	<b>H</b>	<b>W</b>	<b>D</b>	<b>H</b>	<b>W</b>	<b>H</b>				
IN	30.5	29.5	28.5	20	20	17.5	19	11.5				
MM	775	749	724	508	508	445	483	292				
<b>RTA 00</b>	1 per carton											



Lounge Chair w/Casters

COM: 4.25 YD | 3.89 M  
 Unit weight: 47 LB | 21.4 KG  
 Carton weight: 52 LB | 23.59 KG  
 Carton volume: 19.25 FT³ | 0.54 MT³

	1	2	3	4	5	6	7	8	9	10	11	12
<b>3371C</b>	-	1242	1357	1489	1705	1905	2105	2279	2496	2700	2976	3367
<b>OVERALL DIMENSIONS</b>			<b>SEAT DIMENSIONS</b>			<b>BACK DIMENSIONS</b>						
	<b>W</b>	<b>D</b>	<b>H</b>	<b>W</b>	<b>D</b>	<b>H</b>	<b>W</b>	<b>H</b>				
IN	30.5	29.5	29.5	20	20	18	19	12.5				
MM	775	749	749	508	508	457	483	318				
<b>RTA 00</b>	1 per carton											



3371LTL






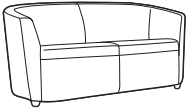
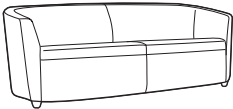




3371RTL

Lounge Chair w/Laminate Tablet

COM: 4.25 YD | 3.89 M  
 Unit weight: 53 LB | 24.1 KG  
 Carton weight: 58 LB | 26.31 KG  
 Carton volume: 19.25 FT³ | 0.54 MT³

	1	2	3	4	5	6	7	8	9	10	11	12
<b>3371LTL</b> 3371RTL	-	1561	1676	1808	2024	2224	2424	2598	2815	3019	3295	3686
<b>OVERALL DIMENSIONS</b>			<b>SEAT DIMENSIONS</b>			<b>BACK DIMENSIONS</b>						
	<b>W</b>	<b>D</b>	<b>H</b>	<b>W</b>	<b>D</b>	<b>H</b>	<b>W</b>	<b>H</b>				
IN	32.5	29.5	28.5	20	20	17.5	19	11.5				
MM	826	749	724	508	508	445	483	292				
<b>RTA 00</b>	1 per carton											

DESCRIPTION	FEATURES	MODEL#	STANDARD TEXTILE GRADES											
			1	2	3	4	5	6	7	8	9	10	11	12
 <b>3371CLTL</b>	 <b>3371CRTL</b>	<b>3371CLTL</b> 3371CRTL	-	1652	1767	1899	2115	2315	2515	2689	2906	3110	3386	3777
		<b>OVERALL DIMENSIONS</b> W D H	<b>SEAT DIMENSIONS</b> W D H	<b>BACK DIMENSIONS</b> W H										
<b>Lounge Chair w/Casters &amp; Laminate Tablet</b> COM: 4.25 YD   3.89 M Unit weight: 57 LB   25.9 KG Carton weight: 62 LB   28.12 KG Carton volume: 19.25 FT³   0.54 MT³		<b>RTA 00</b>	1 per carton											
 <b>3372</b>		<b>3372</b>	-	1371	1486	1618	1834	2034	2234	2408	2625	2829	3105	3496
	<b>OVERALL DIMENSIONS</b> W D H	<b>SEAT DIMENSIONS</b> W D H	<b>BACK DIMENSIONS</b> W H											
<b>Lounge Chair w/Laminate Bookshelf</b> COM: 4.25 YD   3.89 M Unit weight: 47 LB   21.4 KG Carton weight: 55 LB   24.95 KG Carton volume: 19.25 FT³   0.54 MT³		<b>RTA 00</b>	1 per carton											
 <b>3372C</b>		<b>3372C</b>	-	1464	1579	1711	1927	2127	2327	2501	2718	2922	3198	3589
	<b>OVERALL DIMENSIONS</b> W D H	<b>SEAT DIMENSIONS</b> W D H	<b>BACK DIMENSIONS</b> W H											
<b>Lounge Chair w/Casters &amp; Laminate Bookshelf</b> COM: 4.25 YD   3.89 M Unit weight: 47 LB   21.4 KG Carton weight: 55 LB   24.95 KG Carton volume: 19.25 FT³   0.54 MT³		<b>RTA 00</b>	1 per carton											
 <b>3372LTL</b>	 <b>3372RTL</b>	<b>3372LTL</b> 3372RTL	-	1782	1897	2029	2245	2445	2645	2819	3036	3240	3516	3907
		<b>OVERALL DIMENSIONS</b> W D H	<b>SEAT DIMENSIONS</b> W D H	<b>BACK DIMENSIONS</b> W H										
<b>Lounge Chair w/Laminate Tablet/Bookshelf</b> COM: 4.25 YD   3.89 M Unit weight: 58 LB   26.4 KG Carton weight: 66 LB   29.94 KG Carton volume: 19.25 FT³   0.54 MT³		<b>RTA 00</b>	1 per carton											
 <b>3372CLTL</b>	 <b>3372CRTL</b>	<b>3372CLTL</b> 3372CRTL	-	1874	1989	2121	2337	2537	2737	2911	3128	3332	3608	3999
		<b>OVERALL DIMENSIONS</b> W D H	<b>SEAT DIMENSIONS</b> W D H	<b>BACK DIMENSIONS</b> W H										
<b>Lounge Chair w/Casters &amp; Laminate Tablet/Bookshelf</b> COM: 4.25 YD   3.89 M Unit weight: 58 LB   26.4 KG Carton weight: 66 LB   29.94 KG Carton volume: 19.25 FT³   0.54 MT³		<b>RTA 00</b>	1 per carton											

DESCRIPTION	FEATURES	MODEL#	STANDARD TEXTILE GRADES												
			1	2	3	4	5	6	7	8	9	10	11	12	
 <p><b>Two Seat Sofa</b>                      COM: 7 YD   6.4 M                      Unit weight: 82 LB   37.3 KG                      Carton weight: 92 LB   41.73 KG                      Carton volume: 48 FT³   1.35 MT³</p>		<b>3373</b>	-	2036	2225	2442	2799	3128	3457	3744	4101	4437	4892	5536	
				<b>OVERALL DIMENSIONS</b>			<b>SEAT DIMENSIONS</b>			<b>BACK DIMENSIONS</b>					
				<b>W</b>	<b>D</b>	<b>H</b>	<b>W</b>	<b>D</b>	<b>H</b>	<b>W</b>	<b>H</b>				
				IN 62	29.5	28.5	53	20	17.5	53	11.5				
				MM 1575	749	724	1346	508	445	1346	292				
			<b>RTA 00</b>	1 per carton											
 <p><b>Three Seat Sofa</b>                      COM: 7.75 YD   7.09 M                      Unit weight: 97 LB   44.1 KG                      Carton weight: 107 LB   48.53 KG                      Carton volume: 55.5 FT³   1.57 MT³</p>		<b>3374</b>	-	2405	2614	2855	3250	3614	3978	4296	4691	5063	5567	6280	
				<b>OVERALL DIMENSIONS</b>			<b>SEAT DIMENSIONS</b>			<b>BACK DIMENSIONS</b>					
				<b>W</b>	<b>D</b>	<b>H</b>	<b>W</b>	<b>D</b>	<b>H</b>	<b>W</b>	<b>H</b>				
				IN 81.5	29.5	28.5	72.5	20	17.5	72.5	11.5				
				MM 2070	749	724	1842	508	445	1842	292				
			<b>RTA 00</b>	1 per carton											
 <p><b>Coffee Table - 48" Laminate Top</b>                      COM: N/A                      Unit weight: 44 LB   20 KG                      Carton weight: 52 LB   23.59 KG                      Carton volume: 17.25 FT³   0.48 MT³</p>		<b>3400</b>	List price												
				1214											
				<b>OVERALL DIMENSIONS</b>			<b>SEAT DIMENSIONS</b>			<b>BACK DIMENSIONS</b>					
				<b>W</b>	<b>D</b>	<b>H</b>	<b>W</b>	<b>D</b>	<b>H</b>	<b>W</b>	<b>H</b>				
				IN 48	22	14.5	-	-	-	-	-				
			MM 1219	559	368	-	-	-	-	-					
			<b>RTA 00</b>	1 per carton											
 <p><b>Coffee Table - 56" Laminate Top</b>                      COM: N/A                      Unit weight: 50 LB   22.7 KG                      Carton weight: 60 LB   27.22 KG                      Carton volume: 19 FT³   0.53 MT³</p>		<b>3401</b>	List price												
				1346											
				<b>OVERALL DIMENSIONS</b>			<b>SEAT DIMENSIONS</b>			<b>BACK DIMENSIONS</b>					
				<b>W</b>	<b>D</b>	<b>H</b>	<b>W</b>	<b>D</b>	<b>H</b>	<b>W</b>	<b>H</b>				
				IN 56	22	14.5	-	-	-	-	-				
			MM 1422	559	368	-	-	-	-	-					
			<b>RTA 00</b>	1 per carton											
 <p><b>End Table - Laminate Top</b>                      COM: N/A                      Unit weight: 20 LB   9.1 KG                      Carton weight: 26 LB   11.79 KG                      Carton volume: 7.75 FT³   0.21 MT³</p>		<b>3402</b>	List price												
				1007											
				<b>OVERALL DIMENSIONS</b>			<b>SEAT DIMENSIONS</b>			<b>BACK DIMENSIONS</b>					
				<b>W</b>	<b>D</b>	<b>H</b>	<b>W</b>	<b>D</b>	<b>H</b>	<b>W</b>	<b>H</b>				
				IN 17	22	14.5	-	-	-	-	-				
			MM 432	559	368	-	-	-	-	-					
			<b>RTA 00</b>		1 per carton										

## VENTURE



**48\"/>**



**78\"/>**



**60\"/>**

### STANDARD FEATURES

- Venture is a solid and durable banquette seating series ideal for impromptu meetings.
- Banquettes are available with or without fully upholstered backs. Open back banquettes are intended to be placed against walls or in other layouts where the back will not be visible.
- Heavy duty frame with interlocking plywood, puzzle box construction suitable for public environments.
- Cushions are fixed and non-removable and made with highly resilient foam for extra comfort.
- Ganging bracket kit (8509) gangs two single back models back to back or side by side and double back models side by side. Kit contains two brackets.
- Standard with metal legs and Black glides, suitable for carpet and hard surface flooring.
- Closed back models are fully upholstered for use in open settings and to support reconfiguration.
- Open back models have a Black outer back protective dust cover to be used against walls or for ganging back to back.
- Double back models (#8508-48, #8508-60, #8508-72, #8508-78) measure 55\"/>

### OPTIONAL FEATURES




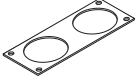

- **Leg finish** (no upcharge)
  - (TBL) Black
  - (CHM) Chrome
  - (TTU) Tungsten
- **Packaging options** (no upcharge) *available on double back models only*
  - (ST) fully assembled (standard)
  - (KD) knocked down

### EXAMPLE VENTURE ORDER CODE:

8506-48	EL58	EL65	TBL	ST
Model #	Back Textile	Seat Textile	Leg Finish	Packaging

DESCRIPTION	FEATURES	MODEL #	STANDARD TEXTILE GRADES														
			1	2	3	4	5	6	7	8	9	10	11	12			
<p><b>48\"/&gt;                     COM: 6.75 YD   6.17 M                      Unit weight: 80 LB   36.4 KG                      Carton weight: 104 LB   47.17 KG                      Carton volume: 50.75 FT<sup>3</sup>   1.43 MT<sup>3</sup></b></p>		8506-48	3174	3390	3572	3782	4126	4443	4760	5037	5381	5705	6144	6765			
			<b>OVERALL DIMENSIONS</b>			<b>SEAT DIMENSIONS</b>			<b>BACK DIMENSIONS</b>								
			<b>W</b>	<b>D</b>	<b>H</b>	<b>W</b>	<b>D</b>	<b>H</b>	<b>W</b>	<b>H</b>							
			IN 48	28	48	48	19	18	48	30							
			MM 1219	711	1219	1219	483	457	1219	762							
			<b>RTA 00</b>	1 per carton													
<p><b>60\"/&gt;                     COM: 8 YD   7.32 M                      Unit weight: 100 LB   45.5 KG                      Carton weight: 127 LB   57.61 KG                      Carton volume: 62.75 FT<sup>3</sup>   1.77 MT<sup>3</sup></b></p>		8506-60	3703	3959	4175	4423	4831	5207	5583	5911	6319	6703	7223	7959			
			<b>OVERALL DIMENSIONS</b>			<b>SEAT DIMENSIONS</b>			<b>BACK DIMENSIONS</b>								
			<b>W</b>	<b>D</b>	<b>H</b>	<b>W</b>	<b>D</b>	<b>H</b>	<b>W</b>	<b>H</b>							
			IN 60	28	48	60	19	18	60	30							
			MM 1524	711	1219	1524	483	457	1524	762							
			<b>RTA 00</b>	1 per carton													
<p><b>72\"/&gt;                     COM: 9 YD   8.23 M                      Unit weight: 120 LB   54.5 KG                      Carton weight: 153 LB   69.4 KG                      Carton volume: 75 FT<sup>3</sup>   2.12 MT<sup>3</sup></b></p>		8506-72	4122	4410	4653	4932	5391	5814	6237	6606	7065	7497	8082	8910			
			<b>OVERALL DIMENSIONS</b>			<b>SEAT DIMENSIONS</b>			<b>BACK DIMENSIONS</b>								
			<b>W</b>	<b>D</b>	<b>H</b>	<b>W</b>	<b>D</b>	<b>H</b>	<b>W</b>	<b>H</b>							
			IN 72	28	48	72	19	18	72	30							
			MM 1829	711	1219	1829	483	457	1829	762							
			<b>RTA 00</b>	1 per carton													

DESCRIPTION	FEATURES	MODEL #	STANDARD TEXTILE GRADES											
			1	2	3	4	5	6	7	8	9	10	11	12
<p><b>78\"/&gt; <p>COM: 10 YD   9.14 M</p> <p>Unit weight: 130 LB   59.1 KG</p> <p>Carton weight: 163 LB   73.94 KG</p> <p>Carton volume: 79.75 FT<sup>3</sup>   2.25 MT<sup>3</sup></p> </b></p>		8506-78	4409	4729	4999	5309	5819	6289	6759	7169	7679	8159	8809	9729
			OVERALL DIMENSIONS			SEAT DIMENSIONS			BACK DIMENSIONS					
			W	D	H	W	D	H	W	H				
			IN 78	28	48	78	19	18	78	30				
			MM 1981	711	1219	1981	483	457	1981	762				
		RTA 00	1 per carton											
<p><b>48\"/&gt; <p>COM: 5 YD   4.57 M</p> <p>Unit weight: 80 LB   36.4 KG</p> <p>Carton weight: 105 LB   47.63 KG</p> <p>Carton volume: 50.75 FT<sup>3</sup>   1.43 MT<sup>3</sup></p> </b></p>		8507-48	3012	3172	3307	3462	3717	3952	4187	4392	4647	4887	5212	5672
			OVERALL DIMENSIONS			SEAT DIMENSIONS			BACK DIMENSIONS					
			W	D	H	W	D	H	W	H				
			IN 48	28	48	48	19	18	48	30				
			MM 1219	711	1219	1219	483	457	1219	762				
		RTA 00	1 per carton											
<p><b>60\"/&gt; <p>COM: 6 YD   5.49 M</p> <p>Unit weight: 100 LB   45.5 KG</p> <p>Carton weight: 127 LB   57.61 KG</p> <p>Carton volume: 62.75 FT<sup>3</sup>   1.77 MT<sup>3</sup></p> </b></p>		8507-60	3504	3696	3858	4044	4350	4632	4914	5160	5466	5754	6144	6696
			OVERALL DIMENSIONS			SEAT DIMENSIONS			BACK DIMENSIONS					
			W	D	H	W	D	H	W	H				
			IN 60	28	48	60	19	18	60	30				
			MM 1524	711	1219	1524	483	457	1524	762				
		RTA 00	1 per carton											
<p><b>72\"/&gt; <p>COM: 7 YD   6.4 M</p> <p>Unit weight: 120 LB   54.5 KG</p> <p>Carton weight: 153 LB   69.4 KG</p> <p>Carton volume: 75 FT<sup>3</sup>   2.12 MT<sup>3</sup></p> </b></p>		8507-72	3885	4109	4298	4515	4872	5201	5530	5817	6174	6510	6965	7609
			OVERALL DIMENSIONS			SEAT DIMENSIONS			BACK DIMENSIONS					
			W	D	H	W	D	H	W	H				
			IN 72	28	48	72	19	18	72	30				
			MM 1829	711	1219	1829	483	457	1829	762				
		RTA 00	1 per carton											
<p><b>78\"/&gt; <p>COM: 8 YD   7.32 M</p> <p>Unit weight: 130 LB   59.1 KG</p> <p>Carton weight: 163 LB   73.94 KG</p> <p>Carton volume: 79.75 FT<sup>3</sup>   2.25 MT<sup>3</sup></p> </b></p>		8507-78	4134	4390	4606	4854	5262	5638	6014	6342	6750	7134	7654	8390
			OVERALL DIMENSIONS			SEAT DIMENSIONS			BACK DIMENSIONS					
			W	D	H	W	D	H	W	H				
			IN 78	28	48	78	19	18	78	30				
			MM 1981	711	1219	1981	483	457	1981	762				
		RTA 00	1 per carton											
<p><b>48\"/&gt; <p>COM: 9 YD   8.23 M</p> <p>Unit weight: 128 LB   58.2 KG</p> <p>Carton weight: 163 LB   73.94 KG</p> <p>Carton volume: 89.75 FT<sup>3</sup>   2.54 MT<sup>3</sup></p> </b></p>		8508-48	4545	4833	5076	5355	5814	6237	6660	7029	7488	7920	8505	9333
			OVERALL DIMENSIONS			SEAT DIMENSIONS			BACK DIMENSIONS					
			W	D	H	W	D	H	W	H				
			IN 48	55	48	48	19	18	48	30				
			MM 1219	1397	1219	1219	483	457	1219	762				
		RTA 00	1 per carton											
<p><b>48\"/&gt; <p>Optional knocked down (KD) packaging available (no upcharge)</p> </b></p>		8508-48	4545	4833	5076	5355	5814	6237	6660	7029	7488	7920	8505	9333
			OVERALL DIMENSIONS			SEAT DIMENSIONS			BACK DIMENSIONS					
			W	D	H	W	D	H	W	H				
			IN 48	55	48	48	19	18	48	30				
			MM 1219	1397	1219	1219	483	457	1219	762				
		RTA 00	1 per carton											

DESCRIPTION	FEATURES	MODEL #	STANDARD TEXTILE GRADES											
			1	2	3	4	5	6	7	8	9	10	11	12
 <p><b>60"W Four Seater Banquette, Double Back</b>                      COM: 10 YD   9.14 M                      Unit weight: 160 LB   72.7 KG                      Carton weight: 198 LB   89.81 KG                      Carton volume: 111 FT³   3.14 MT³</p>	Optional knocked down (KD) packaging available (no upcharge)	<b>8508-60</b>	5325	5645	5915	6225	6735	7205	7675	8085	8595	9075	9725	10645
			<b>OVERALL DIMENSIONS</b>			<b>SEAT DIMENSIONS</b>			<b>BACK DIMENSIONS</b>					
			<b>W</b>	<b>D</b>	<b>H</b>	<b>W</b>	<b>D</b>	<b>H</b>	<b>W</b>	<b>H</b>				
			IN 60	55	48	60	19	18	60	30				
			MM 1524	1397	1219	1524	483	457	1524	762				
		<b>RTA 00</b>	1 per carton											
 <p><b>72"W Six Seater Banquette, Double Back</b>                      COM: 11 YD   10.06 M                      Unit weight: 192 LB   87.3 KG                      Carton weight: 242 LB   109.77 KG                      Carton volume: 132.5 FT³   3.75 MT³</p>	Optional knocked down (KD) packaging available (no upcharge)	<b>8508-72</b>	5993	6345	6642	6983	7544	8061	8578	9029	9590	10118	10833	11845
			<b>OVERALL DIMENSIONS</b>			<b>SEAT DIMENSIONS</b>			<b>BACK DIMENSIONS</b>					
			<b>W</b>	<b>D</b>	<b>H</b>	<b>W</b>	<b>D</b>	<b>H</b>	<b>W</b>	<b>H</b>				
			IN 72	55	48	72	19	18	72	30				
			MM 1829	1397	1219	1829	483	457	1829	762				
		<b>RTA 00</b>	1 per carton											
 <p><b>78"W Six Seater Banquette, Double Back</b>                      COM: 12 YD   10.97 M                      Unit weight: 208 LB   94.5 KG                      Carton weight: 255 LB   115.67 KG                      Carton volume: 141.75 FT³   4.01 MT³</p>	Optional knocked down (KD) packaging available (no upcharge)	<b>8508-78</b>	6530	6914	7238	7610	8222	8786	9350	9842	10454	11030	11810	12914
			<b>OVERALL DIMENSIONS</b>			<b>SEAT DIMENSIONS</b>			<b>BACK DIMENSIONS</b>					
			<b>W</b>	<b>D</b>	<b>H</b>	<b>W</b>	<b>D</b>	<b>H</b>	<b>W</b>	<b>H</b>				
			IN 78	55	48	78	19	18	78	30				
			MM 1981	1397	1219	1981	483	457	1981	762				
		<b>RTA 00</b>	1 per carton											
			List price											
		<b>8509</b>	75											
 <p><b>Ganging Bracket Kit</b>                      COM: N/A                      Unit weight: 0.25 LB   - KG                      Carton weight: 0.5 LB   0.23 KG                      Carton volume: 0.1 FT³   0.03 MT³</p>	Kit includes 2 brackets.	<b>8509</b>												
			<b>OVERALL DIMENSIONS</b>			<b>SEAT DIMENSIONS</b>			<b>BACK DIMENSIONS</b>					
			<b>W</b>	<b>D</b>	<b>H</b>	<b>W</b>	<b>D</b>	<b>H</b>	<b>W</b>	<b>H</b>				
			IN 2.5	6	0.25	-	-	-	-	-				
			MM 64	152	6	-	-	-	-	-				
		<b>RTA 00</b>		1 per carton										

**VITROLA**



model 8271

model 8275



model 8274, 8275 and 8276

**STANDARD FEATURES**

- Classic soft seating upholstery design with swooping arms.
- Available in lounge, high back lounge, two seat sofa and three seat sofa.
- Matching ottoman and accent pillow complete the offering.
- Fully upholstered with piping details at the bottom of frame.
- Seat cushions are fixed or sewn tight.
- Standard in tapered maple wood legs. Legs are equipped with White non-marking glides as standard. Suitable for both carpet and hard surface flooring.
- Upholstery options: fabric, vinyl or leather. Vinyl and leather models may feature stitch detail across the seat and/or back cushions, if applicable.
- Back upholstery is continuous without seams. In the event the textile cannot be railroaded, stitch lines will be required (one for 2 seater and two for 3 seater).
- All models ship fully assembled.



**OPTIONAL FEATURES**




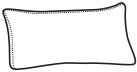
Please add option codes in the following order:

- **Model number**  
**8271** Lounge chair  
**8272** Two seat sofa  
**8273** Three seat sofa  
**8274** Ottoman  
**8275** High back lounge chair  
**8276** Accent pillow
- **Fabric**  
Specify fabric code.
- **Wood Legs**  
**(AB)** Absolute (AAM)  
**(BM)** Black (BKM)  
**(AC)** Cherry (ACM)  
**(EO)** English Oak (EOM)  
**(EC)** Espresso Café (ECM)  
**(HT)** Grey (HGM)  
**(AH)** Honey (AHM)  
**(TM)** Mahogany (TMM)  
**(AM)** Maple (AVM)  
**(MW)** Medium Walnut (MWM)  
**(NL)** Natural Walnut (NLW)  
**(AT)** Night (ASM)  
**(BI)** Noce Biondo (NBM)  
**(GI)** Noce Grigio (NGM)  
**(EI)** Noce Leggero (NEM)  
**(MI)** Noce Medio (NMM)  
**(SH)** Shaker Cherry (SKM)  
**(TF)** Fruitwood (TFM)  
**(TW)** Walnut (TWM)  
**(WR)** WC Cream (WTM)  
**(WH)** White (WHM)  
**(WM)** Winter Cherry (WCM)  
(colors shown on website)

**EXAMPLE VITROLA ORDER CODE:**

8271	WA50	HT
Model #	Fabric	Wood Legs

DESCRIPTION	FEATURES	MODEL #	STANDARD TEXTILE GRADES														
			1	2	3	4	5	6	7	8	9	10	11	12			
 <p><b>Lounge Chair</b>  COM: 5.25 YD   4.8 M  Unit weight: 80 LB   36.4 KG  Carton weight: 90 LB   40.82 KG  Carton volume: 20.25 FT³   0.57 MT³</p>		<b>8271</b>	1423	1591	1733	1896	2163	2410	2657	2872	3140	3392	3733	4216			
			<b>OVERALL DIMENSIONS</b>			<b>SEAT DIMENSIONS</b>			<b>BACK DIMENSIONS</b>								
			<b>W</b>	<b>D</b>	<b>H</b>	<b>W</b>	<b>D</b>	<b>H</b>	<b>W</b>	<b>H</b>							
			IN 28	31	34	22	20	18	22	16							
			MM 711	787	864	559	508	457	559	406							
			<b>RTA 00</b>	1 per carton													
 <p><b>Two Seat Sofa</b>  COM: 7.25 YD   6.63 M  Unit weight: 95 LB   43.2 KG  Carton weight: 107 LB   48.53 KG  Carton volume: 36.5 FT³   1.03 MT³</p>		<b>8272</b>	2349	2581	2777	3002	3371	3712	4053	4350	4720	5068	5539	6206			
			<b>OVERALL DIMENSIONS</b>			<b>SEAT DIMENSIONS</b>			<b>BACK DIMENSIONS</b>								
			<b>W</b>	<b>D</b>	<b>H</b>	<b>W</b>	<b>D</b>	<b>H</b>	<b>W</b>	<b>H</b>							
			IN 51	31	34	45	20	18	45	16							
			MM 1295	787	864	1143	508	457	1143	406							
			<b>RTA 00</b>	1 per carton													

DESCRIPTION	FEATURES	MODEL #	STANDARD TEXTILE GRADES												
			1	2	3	4	5	6	7	8	9	10	11	12	
 <p><b>Three Seat Sofa</b>                      COM: 9.25 YD   8.46 M                      Unit weight: 125 LB   56.8 KG                      Carton weight: 140 LB   63.5 KG                      Carton volume: 51.75 FT<sup>3</sup>   1.46 MT<sup>3</sup></p>		<b>8273</b>	3113	3409	3659	3946	4417	4852	5287	5666	6138	6582	7183	8034	
			<b>OVERALL DIMENSIONS</b>			<b>SEAT DIMENSIONS</b>			<b>BACK DIMENSIONS</b>						
			<b>W</b>	<b>D</b>	<b>H</b>	<b>W</b>	<b>D</b>	<b>H</b>	<b>W</b>	<b>H</b>					
			IN 74.25	31	34	68.25	20	18	68.25	16					
			MM 1886	787	864	1734	508	457	1734	406					
			<b>RTA 00</b>	1 per carton											
	 <p><b>Ottoman</b>                      COM: 1.75 YD   1.6 M                      Unit weight: 15 LB   6.8 KG                      Carton weight: 20 LB   9.07 KG                      Carton volume: 8 FT<sup>3</sup>   0.22 MT<sup>3</sup></p>		<b>8274</b>	525	581	628	683	772	854	936	1008	1097	1181	1295	1456
				<b>OVERALL DIMENSIONS</b>			<b>SEAT DIMENSIONS</b>			<b>BACK DIMENSIONS</b>					
				<b>W</b>	<b>D</b>	<b>H</b>	<b>W</b>	<b>D</b>	<b>H</b>	<b>W</b>	<b>H</b>				
				IN 24	24	17	24	-	17	-	-				
			MM 610	610	432	610	-	432	-	-					
			<b>RTA 00</b>	1 per carton											
 <p><b>High Back Lounge Chair</b>                      COM: 6.25 YD   5.72 M                      Unit weight: 85 LB   38.6 KG                      Carton weight: 96 LB   43.54 KG                      Carton volume: 28.25 FT<sup>3</sup>   0.79 MT<sup>3</sup></p>			<b>8275</b>	1652	1852	2021	2215	2533	2827	3121	3377	3696	3996	4402	4977
				<b>OVERALL DIMENSIONS</b>			<b>SEAT DIMENSIONS</b>			<b>BACK DIMENSIONS</b>					
				<b>W</b>	<b>D</b>	<b>H</b>	<b>W</b>	<b>D</b>	<b>H</b>	<b>W</b>	<b>H</b>				
				IN 28	31	42	22	20	18	22	18				
			MM 711	787	1067	559	508	457	559	457					
			<b>RTA 00</b>	1 per carton											
	 <p><b>Accent Pillow</b>                      COM: 0.75 YD   0.69 M                      Unit weight: 3 LB   1.4 KG                      Carton weight: 4 LB   1.81 KG                      Carton volume: 1 FT<sup>3</sup>   0.02 MT<sup>3</sup></p>		<b>8276</b>	175	199	219	243	281	316	351	382	420	456	505	574
				<b>OVERALL DIMENSIONS</b>			<b>SEAT DIMENSIONS</b>			<b>BACK DIMENSIONS</b>					
				<b>W</b>	<b>D</b>	<b>H</b>	<b>W</b>	<b>D</b>	<b>H</b>	<b>W</b>	<b>H</b>				
				IN 23	6	8	-	-	-	-	-				
			MM 584	152	203	-	-	-	-	-					
			<b>RTA 00</b>	1 per carton											




WIND SEATING




model 3361 (lounge chair), model 3362 (two seat sofa) + model 3367 (coffee table)


ADDITIONAL STITCH DETAIL - ILLUSTRATIONS BELOW



Standard detailing - when upholstered in fabric or vinyl



Additional detailing - when upholstered in leather



Additional detailing - when upholstered in genuine leather

For Wind tables, please see page 310.

For Wind Linear series, please see page 312. This series includes models with ganging solutions.


STANDARD FEATURES






- The Wind series includes freestanding lounge chairs and tables.
- Wind seating is a contemporary version of the traditional lounge chair with raised legs and is scaled down for smaller spaces.
- Wind seating models are available with metal or wood legs. Please see right column for additional details.
- A variety of glide types are available. Please see right column for additional details. Casters are not available on this series.
- Upholstery options: fabric, vinyl or leather. Vinyl and leather models may feature stitch detail across the seat and/or back cushions, if applicable.
- Available with contrasting fabrics. Specify arms, back and front rail separate from seat cushion.

Please add option codes in the following order:

- **Model number**  
**3361 to 3363** Metal leg seating  
**3431 to 3433** Wood leg seating
- **Back + arm textile** (includes front rail)  
 Specify fabric code.
- **Seat textile**  
 Specify fabric code.
- **Leg finish** (metal)  
 For leg frame finish options, please see page 360. Upcharges apply for plated finishes:  
**(CHM)** Chrome. No upcharge.  
**(BCH)** Brushed Chrome. Add \$49 for lounge chair. Add \$84 for two seat sofa. Add \$174 for three seat sofa.  
**(SBR)** Satin Brass. Add \$132 for lounge chair. Add \$204 for two seat sofa. Add \$399 for three seat sofa.  
**(ACO)** Antique Copper. Add \$132 for lounge chair. Add \$204 for two seat sofa. Add \$399 for three seat sofa.
- **Leg finish** (wood)
 

<b>(AAM)</b> Absolute	<b>(NLW)</b> Natural Walnut
<b>(BKM)</b> Black	<b>(ASM)</b> Night
<b>(ACM)</b> Cherry	<b>(NBM)</b> Noce Biondo
<b>(EOM)</b> English Oak	<b>(NGM)</b> Noce Grigio
<b>(ECM)</b> Espresso Cafe	<b>(NEM)</b> Noce Leggero
<b>(TFM)</b> Fruitwood	<b>(NMM)</b> Noce Medio
<b>(HGM)</b> Gray	<b>(SKM)</b> Shaker Cherry
<b>(AHM)</b> Honey	<b>(TWM)</b> Walnut
<b>(TMM)</b> Mahogany	<b>(WTM)</b> WC Cream
<b>(AVM)</b> Maple	<b>(WHM)</b> White
<b>(MWM)</b> Medium Walnut	<b>(WCM)</b> Winter Cherry
- **Glide type** (metal legs only)
  - (GL)** Black glide for most surfaces (standard)
  - (NM)** non-marking glides for most surfaces. No upcharge.
- **Glide type** (wood leg seating only)
  - (NM)** non-marking glides for most surfaces (standard)
  - (SG)** steel cushioned glides for carpeted surfaces. Add \$17.
  - (RG)** non-slip rubber glides for most hard floor surfaces. Add \$22.
  - (FG)** felt glides for most hard floor surfaces. Add \$22.

DESCRIPTION	FEATURES	MODEL #	STANDARD TEXTILE GRADES											
			1	2	3	4	5	6	7	8	9	10	11	12
 <p><b>Lounge Chair, Metal Legs</b>                      COM: 4.5 YD   4.11 M                      Unit weight: 55 LB   25 KG                      Carton weight: 62 LB   28.12 KG                      Carton volume: 16.5 FT³   0.46 MT³</p>		<b>3361</b>	-	1711	1832	1973	2202	2413	2624	2809	3038	3254	3547	3961
			OVERALL DIMENSIONS			SEAT DIMENSIONS			BACK DIMENSIONS					
			W	D	H	W	D	H	W	H				
			IN 27.5	29	28.5	19.5	19	17	19	12				
			MM 699	737	724	495	483	432	483	305				
			<b>RTA.00</b>		1 per carton									

DESCRIPTION	FEATURES	MODEL#	STANDARD TEXTILE GRADES												
			1	2	3	4	5	6	7	8	9	10	11	12	
 <p><b>Two Seat Sofa, Metal Legs</b>                      COM: 6.75 YD   6.17 M                      Unit weight: 95 LB   43.2 KG                      Carton weight: 102 LB   46.27 KG                      Carton volume: 30 FT³   0.84 MT³</p>		<b>3362</b>	-	2288	2471	2680	3024	3341	3659	3935	4280	4604	5042	5663	
				<b>OVERALL DIMENSIONS</b>			<b>SEAT DIMENSIONS</b>			<b>BACK DIMENSIONS</b>					
				<b>W</b>	<b>D</b>	<b>H</b>	<b>W</b>	<b>D</b>	<b>H</b>	<b>W</b>	<b>H</b>				
				IN 54.5	29	28.5	46.5	19	17	46.5	12				
				MM 1384	737	724	1181	483	432	1181	305				
			<b>RTA 00</b>	1 per carton											
 <p><b>Three Seat Sofa, Metal Legs</b>                      COM: 9 YD   8.23 M                      Unit weight: 125 LB   56.8 KG                      Carton weight: 135 LB   61.23 KG                      Carton volume: 42.5 FT³   1.2 MT³</p>		<b>3363</b>	-	2863	3107	3385	3845	4267	4691	5059	5519	5951	6535	7363	
				<b>OVERALL DIMENSIONS</b>			<b>SEAT DIMENSIONS</b>			<b>BACK DIMENSIONS</b>					
				<b>W</b>	<b>D</b>	<b>H</b>	<b>W</b>	<b>D</b>	<b>H</b>	<b>W</b>	<b>H</b>				
				IN 78	29	28.5	70.5	19	17	70.5	12				
				MM 1981	737	724	1791	483	432	1791	305				
			<b>RTA 00</b>	1 per carton											
 <p><b>Lounge Chair, Wood Legs</b>                      COM: 6 YD   5.49 M                      Unit weight: 53 LB   24.1 KG                      Carton weight: 59 LB   26.76 KG                      Carton volume: 16.5 FT³   0.46 MT³</p>		<b>3431</b>	-	1968	2130	2317	2622	2904	3186	3432	3738	4026	4416	4968	
				<b>OVERALL DIMENSIONS</b>			<b>SEAT DIMENSIONS</b>			<b>BACK DIMENSIONS</b>					
				<b>W</b>	<b>D</b>	<b>H</b>	<b>W</b>	<b>D</b>	<b>H</b>	<b>W</b>	<b>H</b>				
				IN 27.5	29	28.5	19.5	19	17	19	12				
				MM 699	737	724	495	483	432	483	305				
			<b>RTA 00</b>	1 per carton											
 <p><b>Two Seat Sofa, Wood Legs</b>                      COM: 6.75 YD   6.17 M                      Unit weight: 91 LB   41.4 KG                      Carton weight: 98 LB   44.45 KG                      Carton volume: 30 FT³   0.84 MT³</p>		<b>3432</b>	-	2631	2814	3023	3367	3684	4002	4278	4623	4947	5385	6006	
				<b>OVERALL DIMENSIONS</b>			<b>SEAT DIMENSIONS</b>			<b>BACK DIMENSIONS</b>					
				<b>W</b>	<b>D</b>	<b>H</b>	<b>W</b>	<b>D</b>	<b>H</b>	<b>W</b>	<b>H</b>				
				IN 54.5	29	28.5	46.5	19	17	46.5	12				
				MM 1384	737	724	1181	483	432	1181	305				
			<b>RTA 00</b>	1 per carton											
 <p><b>Three Seat Sofa, Wood Legs</b>                      COM: 9 YD   8.23 M                      Unit weight: 119 LB   54.1 KG                      Carton weight: 129 LB   58.51 KG                      Carton volume: 42.5 FT³   1.2 MT³</p>		<b>3433</b>	-	3292	3536	3814	4274	4696	5120	5488	5948	6380	6964	7792	
				<b>OVERALL DIMENSIONS</b>			<b>SEAT DIMENSIONS</b>			<b>BACK DIMENSIONS</b>					
				<b>W</b>	<b>D</b>	<b>H</b>	<b>W</b>	<b>D</b>	<b>H</b>	<b>W</b>	<b>H</b>				
				IN 78	29	28.5	70.5	19	17	70.5	12				
				MM 1981	737	724	1791	483	432	1791	305				
			<b>RTA 00</b>	1 per carton											

WIND TABLES



model 3367 (rectangular coffee table)





For Wind seating, please see page 308.


STANDARD FEATURES

- Wind tables complement the modern decor of many environments, pairing naturally with Wind and Wind Linear lounge seating and other contemporary series (such as Kate, Erin and Marche).
- Wind table models are only available with metal legs. Please see right column for additional details.
- A variety of glide types are available. Please see right column for additional details.
- Table tops are offered in thermally fused laminate finishes to coordinate with Global casegoods and wood seating. They are also available in high pressure laminate (HPL) at a 20% upcharge. Please specify HPL in addition to finish code.

Please add option codes in the following order:

- **Model number**  
Specify model number
- **Laminate top finish (LPL)**  
Absolute Acajou (ACJ), Asian Night (ASN), Avant Cherry (AWC), Avant Honey (AWH), Black (BLK), Blizzard (BZD), Brushed Cobalt (BRC), Clear Maple (CMB), Custom Grey (CGY), Dark Espresso (DES), Designer White (DWT), Fashionista (FAS), First Class (FCL), Noce Biondo (NBL), Noce Grigio (NGL), Noce Leggero (NEL), Noce Medio (NML), Quartered Mahogany (QTM), Sheer Beauty (SBY), Stonedust (SDT), Storm Grey (SOG), Walnut Heights (WHE), White Chocolate (WHC) and Winter Cherry (WCR).
- **Leg finish**  
For leg frame finish options, please see page 360. Upcharges apply for plated finishes:  
(CHM) Chrome. No upcharge.  
(BCH) Brushed Chrome. Add \$73.  
(SBR) Satin Brass. Add \$189.  
(ACO) Antique Copper. Add \$189.
- **Glide type**  
(GL) Black glide for most surfaces (standard)  
(NM) non-marking glides for most surfaces.  
No upcharge.

DESCRIPTION	FEATURES	MODEL #	STANDARD TEXTILE GRADES							
 <p><b>End Table, Metal Legs</b> COM: N/A Unit weight: 24 LB   10.9 KG Carton weight: 36 LB   16.33 KG Carton volume: 11.5 FT³   0.32 MT³</p>		<b>3366</b> 661 Laminate top	List price							
			OVERALL DIMENSIONS			SEAT DIMENSIONS			BACK DIMENSIONS	
			W	D	H	W	D	H	W	H
			IN 24 24 17 MM 610 610 432	-	-	-	-	-	-	-
		<b>RTA 00</b>	1 per carton							
 <p><b>Rectangular Coffee Table, Metal Legs</b> COM: N/A Unit weight: 39 LB   17.7 KG Carton weight: 52 LB   23.59 KG Carton volume: 16 FT³   0.45 MT³</p>		<b>3367</b> 886 Laminate top	List price							
			OVERALL DIMENSIONS			SEAT DIMENSIONS			BACK DIMENSIONS	
			W	D	H	W	D	H	W	H
			IN 48 20 15 MM 1219 508 381	-	-	-	-	-	-	-
		<b>RTA 00</b>	1 per carton							
 <p><b>Square End Table, Metal Legs</b> COM: N/A Unit weight: 50 LB   22.7 KG Carton weight: 66 LB   29.94 KG Carton volume: 22 FT³   0.62 MT³</p>		<b>3368</b> 1214 Laminate top	List price							
			OVERALL DIMENSIONS			SEAT DIMENSIONS			BACK DIMENSIONS	
			W	D	H	W	D	H	W	H
			IN 36 36 15 MM 914 914 381	-	-	-	-	-	-	-
		<b>RTA 00</b>	1 per carton							
 <p><b>Round End Table, Metal Legs</b> COM: N/A Unit weight: 30 LB   13.6 KG Carton weight: 35 LB   15.88 KG Carton volume: 11.5 FT³   0.32 MT³</p>		<b>3870</b> 721 Laminate top	List price							
			OVERALL DIMENSIONS			SEAT DIMENSIONS			BACK DIMENSIONS	
			W	D	H	W	D	H	W	H
			IN 24 24 17 MM 610 610 432	-	-	-	-	-	-	-
		<b>RTA 00</b>	1 per carton							

DESCRIPTION	FEATURES	MODEL#	STANDARD TEXTILE GRADES							
			List price							
		<b>3871</b> Laminate top	1115							
		<b>OVERALL DIMENSIONS</b> W      D      H			<b>SEAT DIMENSIONS</b> W      D      H			<b>BACK DIMENSIONS</b> W      H		
		IN 36      36      15 MM 914    914    381	-	-	-	-	-	-		
<b>Round Coffee Table, Metal Legs</b> COM: N/A Unit weight: 50 LB   22.7 KG Carton weight: 57 LB   25.85 KG Carton volume: 22 FT <sup>3</sup>   0.62 MT <sup>3</sup>		<b>RTA 00</b>	1 per carton							

WIND LINEAR SEATING



models 3363R and 3363L with 3882 bridge table, 3360 table attaching bracket kit and two 3880 coffee tables

For Wind Linear tables, please see page 316.

STANDARD FEATURES

- Wind Linear is an extension of the Wind lounge series with an emphasis on expansive, clean lines.
- This modular furniture series includes single arm and armless sofas, benches, bridges and tables.
- Seating can be used as stand-alone products or can be ganged together. See ganging features below for more information.
- Wind Linear seating models are available with metal or wood legs. Please see right column for additional details.
- A variety of glide types are available. Please see right column for additional details. Casters are not available on this series.
- Upholstery options: fabric, vinyl or leather. Vinyl and leather models may feature stitch detail across the seat and/or back cushions, if applicable.
- Available with contrasting fabrics. Specify arms, back and front rail separate from seat cushion.



GANGING

- Metal leg (seating):  
Table bridges can mount outside or in-between seats to accommodate various work and collaborative settings. Requires table attaching bracket kit 3360.
- Wood leg (seating):  
Seat-to-seat ganging bracket option is available to gang seating together at armless ends. Option must be selected at the time of the order, the ganging bracket is factory installed and cannot be added in the field. Wind Linear bridge/end tables (models 3882 + 3884) can mount in between seats.
- Benches and ottomans cannot gang with seating units.

Please add option codes in the following order:




- **Model number**  
3361L/R/NA, 3363L/R/NA, 3361B + 3363B  
Metal leg seating  
3431L/R/NA, 3433L/R/NA, 3434B + 3435B  
Wood leg seating
- **Back + arm textile** (includes front rail)  
Specify fabric code.
- **Seat textile**  
Specify fabric code.
- **Leg finish** (metal)  
For metal leg frame finish options, please see page 360. Upcharges apply for plated finishes:  
(CHM) Chrome. No upcharge.  
(BCH) Brushed Chrome. Add \$130 for single seaters. Add \$200 for three seat sofas. Add \$107 for ottoman. Add \$193 for bench.  
(SBR) Satin Brass. Add \$275 for single seater. Add \$449 for three seat sofa. Add \$228 for ottoman. Add \$441 for bench.
- **(ACO)** Antique Copper. Add \$275 for single seater. Add \$449 for three seat sofa. Add \$228 for ottoman. Add \$441 for bench.
- **Leg finish** (wood)
 


(AAM) Absolute	(NLW) Natural Walnut
(BKM) Black	(ASM) Night
(ACM) Cherry	(NBM) Noce Biondo
(EOM) English Oak	(NGM) Noce Grigio
(ECM) Espresso Cafe	(NEM) Noce Leggero
(TFM) Fruitwood	(NMM) Noce Medio
(HGM) Gray	(SKM) Shaker Cherry
(AHM) Honey	(TWM) Walnut
(TMM) Mahogany	(WTM) WC Cream
(AVM) Maple	(WHM) White
(MWM) Medium Walnut	(WCM) Winter Cherry
- **Glide type** (metal legs only)
  - (GL) Black glide for most surfaces (standard)
  - (NM) non-marking glides for most surfaces. No upcharge.
- **Glide type** (wood leg seating only)
  - (NM) non-marking glides for most surfaces (standard)
  - (SG) steel cushioned glides for carpeted surfaces. Add \$17.
  - (RG) non-slip rubber glides for most hard floor surfaces. Add \$22.
  - (FG) felt glides for most hard floor surfaces. Add \$22.
- **Ganging** (wood leg seating only)
  - (NG) no ganging (standard)
  - (GS) ganging seat to seat. See models for upcharges.



DESCRIPTION	FEATURES	MODEL #	STANDARD TEXTILE GRADES											
			1	2	3	4	5	6	7	8	9	10	11	12
 3361R	 3361L	3361R	-	1866	1995	2142	2384	2607	2831	3025	3268	3496	3804	4241
		3361L												
			OVERALL DIMENSIONS			SEAT DIMENSIONS			BACK DIMENSIONS					
			W	D	H	W	D	H	W	H				
			IN 39.5	29	28.5	36	19	17	36	12				
			MM 1003	737	724	914	483	432	914	305				
			<b>RTA 00</b>		1 per carton									

Single Seater - w/Left or Right Arm, Metal Legs  
 COM: 4.75 YD | 4.34 M  
 Unit weight: 62 LB | 28.2 KG  
 Carton weight: 72 LB | 32.66 KG  
 Carton volume: 28.5 FT³ | 0.8 MT³

DESCRIPTION	FEATURES	MODEL#	STANDARD TEXTILE GRADES											
			1	2	3	4	5	6	7	8	9	10	11	12
 <b>Single Seater - Armless, Metal Legs</b> COM: 3.25 YD   2.97 M Unit weight: 48 LB   21.8 KG Carton weight: 58 LB   26.31 KG Carton volume: 28.5 FT³   0.8 MT³		<b>3361NA</b>	-	1673	1761	1862	2028	2180	2333	2466	2632	2788	2999	3298
				<b>OVERALL DIMENSIONS</b>			<b>SEAT DIMENSIONS</b>			<b>BACK DIMENSIONS</b>				
				<b>W</b>	<b>D</b>	<b>H</b>	<b>W</b>	<b>D</b>	<b>H</b>	<b>W</b>	<b>H</b>			
				IN 36.5 MM 927	29 737	28.5 724	36.5 927	19 483	17 432	36.5 927	12 305			
			<b>RTA 00</b>	1 per carton										
 <b>Three Seat Sofa - w/Left or Right Arm, Metal Legs</b> COM: 7.75 YD   7.09 M Unit weight: 105 LB   47.7 KG Carton weight: 120 LB   54.43 KG Carton volume: 41 FT³   1.16 MT³		<b>3363R</b> <b>3363L</b>	-	2672	2882	3122	3517	3881	4246	4563	4959	5331	5834	6547
				<b>OVERALL DIMENSIONS</b>			<b>SEAT DIMENSIONS</b>			<b>BACK DIMENSIONS</b>				
				<b>W</b>	<b>D</b>	<b>H</b>	<b>W</b>	<b>D</b>	<b>H</b>	<b>W</b>	<b>H</b>			
				IN 75 MM 1905	29 737	28.5 724	71 1803	19 483	17 432	71 1803	12 305			
			<b>RTA 00</b>	1 per carton										
 <b>Three Seat Sofa - Armless, Metal Legs</b> COM: 6.5 YD   5.94 M Unit weight: 96 LB   43.6 KG Carton weight: 111 LB   50.35 KG Carton volume: 39.25 FT³   1.11 MT³		<b>3363NA</b>	-	2479	2655	2857	3187	3493	3799	4065	4397	4709	5131	5729
				<b>OVERALL DIMENSIONS</b>			<b>SEAT DIMENSIONS</b>			<b>BACK DIMENSIONS</b>				
				<b>W</b>	<b>D</b>	<b>H</b>	<b>W</b>	<b>D</b>	<b>H</b>	<b>W</b>	<b>H</b>			
				IN 72 MM 1829	29 737	28.5 724	72 1829	19 483	17 432	72 1829	12 305			
			<b>RTA 00</b>	1 per carton										
 <b>Ottoman, Metal Legs</b> COM: 1.75 YD   1.6 M Unit weight: 38 LB   17.3 KG Carton weight: 50 LB   22.68 KG Carton volume: 12.5 FT³   0.35 MT³		<b>3361B</b>	-	1290	1337	1392	1481	1563	1645	1717	1806	1890	2004	2165
				<b>OVERALL DIMENSIONS</b>			<b>SEAT DIMENSIONS</b>			<b>BACK DIMENSIONS</b>				
				<b>W</b>	<b>D</b>	<b>H</b>	<b>W</b>	<b>D</b>	<b>H</b>	<b>W</b>	<b>H</b>			
				IN 35.5 MM 902	20.5 521	17.5 445	- -	- -	- -	- -	- -			
			<b>RTA 00</b>	1 per carton										
 <b>Bench, Metal Legs</b> COM: 3.5 YD   3.2 M Unit weight: 70 LB   31.8 KG Carton weight: 80 LB   36.29 KG Carton volume: 18.75 FT³   0.53 MT³		<b>3363B</b>	-	1943	2038	2146	2325	2489	2654	2797	2976	3144	3371	3693
				<b>OVERALL DIMENSIONS</b>			<b>SEAT DIMENSIONS</b>			<b>BACK DIMENSIONS</b>				
				<b>W</b>	<b>D</b>	<b>H</b>	<b>W</b>	<b>D</b>	<b>H</b>	<b>W</b>	<b>H</b>			
				IN 72 MM 1829	20.5 521	17.5 445	- -	- -	17.5 445	- -	- -			
			<b>RTA 00</b>	1 per carton										

DESCRIPTION	FEATURES	MODEL#	STANDARD TEXTILE GRADES														
			1	2	3	4	5	6	7	8	9	10	11	12			
 <p><b>3431R</b>      <b>3431L</b></p> <p><b>Single Seater - w/Left or Right Arm, Wood Legs</b>                      COM: 4.75 YD   4.34 M                      Unit weight: 60 LB   27.3 KG                      Carton weight: 70 LB   31.75 KG                      Carton volume: 28.5 FT³   0.8 MT³</p>	Optional ganging bracket (1 unit) for seat to seat on 1 side - add \$12.	<b>3431R</b>	-	2146	2275	2422	2664	2887	3111	3305	3548	3776	4084	4521			
		<b>3431L</b>															
		<b>OVERALL DIMENSIONS</b>			<b>SEAT DIMENSIONS</b>			<b>BACK DIMENSIONS</b>									
		IN	39.5	29	28.5	36	19	17	36	12	MM	1003	737	724	914	483	432
	<b>RTA 00</b>	1 per carton															
 <p><b>3431NA</b></p> <p><b>Single Seater - Armless, Wood Legs</b>                      COM: 3.25 YD   2.97 M                      Unit weight: 46 LB   20.9 KG                      Carton weight: 56 LB   25.4 KG                      Carton volume: 28.5 FT³   0.8 MT³</p>	Optional ganging bracket (2 units) for seat to seat on both sides - add \$24.	<b>3431NA</b>	-	1924	2012	2113	2279	2431	2584	2717	2883	3039	3250	3549			
		<b>3431NA</b>															
		<b>OVERALL DIMENSIONS</b>			<b>SEAT DIMENSIONS</b>			<b>BACK DIMENSIONS</b>									
		IN	36.5	29	28.5	36.5	19	17	36.5	12	MM	927	737	724	927	483	432
	<b>RTA 00</b>	1 per carton															
 <p><b>3433R</b>      <b>3433L</b></p> <p><b>Three Seat Sofa - w/Left or Right Arm, Wood Legs</b>                      COM: 7.75 YD   7.09 M                      Unit weight: 99 LB   45 KG                      Carton weight: 111 LB   50.35 KG                      Carton volume: 41 FT³   1.16 MT³</p>	Optional ganging bracket (1 unit) for seat to seat on 1 side - add \$12.	<b>3433R</b>	-	3073	3283	3523	3918	4282	4647	4964	5360	5732	6235	6948			
		<b>3433L</b>															
		<b>OVERALL DIMENSIONS</b>			<b>SEAT DIMENSIONS</b>			<b>BACK DIMENSIONS</b>									
		IN	75	29	28.5	71	19	17	71	12	MM	1905	737	724	1803	483	432
	<b>RTA 00</b>	1 per carton															
 <p><b>3433NA</b></p> <p><b>Three Seat Sofa - Armless, Wood Legs</b>                      COM: 6.5 YD   5.94 M                      Unit weight: 90 LB   40.9 KG                      Carton weight: 105 LB   47.63 KG                      Carton volume: 39.25 FT³   1.11 MT³</p>	Optional ganging bracket (2 units) for seat to seat on both sides - add \$24.	<b>3433NA</b>	-	2851	3027	3229	3559	3865	4171	4437	4769	5081	5503	6101			
		<b>3433NA</b>															
		<b>OVERALL DIMENSIONS</b>			<b>SEAT DIMENSIONS</b>			<b>BACK DIMENSIONS</b>									
		IN	72	29	28.5	72	19	17	72	12	MM	1829	737	724	1829	483	432
	<b>RTA 00</b>	1 per carton															
 <p><b>3434B</b></p> <p><b>Ottoman, Wood Legs</b>                      COM: 1.75 YD   1.6 M                      Unit weight: 36 LB   16.4 KG                      Carton weight: 48 LB   21.77 KG                      Carton volume: 12.5 FT³   0.35 MT³</p>		<b>3434B</b>	-	1484	1531	1586	1675	1757	1839	1911	2000	2084	2198	2359			
		<b>3434B</b>															
		<b>OVERALL DIMENSIONS</b>			<b>SEAT DIMENSIONS</b>			<b>BACK DIMENSIONS</b>									
		IN	35.5	20.5	17.5	-	-	-	-	-	MM	902	521	445	-	-	-
	<b>RTA 00</b>	1 per carton															

DESCRIPTION	FEATURES	MODEL#	STANDARD TEXTILE GRADES											
			1	2	3	4	5	6	7	8	9	10	11	12
 <p><b>Bench, Wood Legs</b>                      COM: 3.5 YD   3.2 M                      Unit weight: 66 LB   30 KG                      Carton weight: 76 LB   34.47 KG                      Carton volume: 18.75 FT³   0.53 MT³</p>		<b>3435B</b>	-	2234	2329	2437	2616	2780	2945	3088	3267	3435	3662	3984
				OVERALL DIMENSIONS			SEAT DIMENSIONS			BACK DIMENSIONS				
				W	D	H	W	D	H	W	H			
				IN 72	20.5	17.5	-	-	17.5	-	-			
			MM 1829	521	445	-	-	445	-	-				
			<b>RTA 00</b>	1 per carton										

DESCRIPTION	FEATURES	MODEL#	STANDARD TEXTILE GRADES											
			1	2	3	4	5	6	7	8	9	10	11	12
 <p><b>Bolster Cushion</b>                      COM: 1 YD   0.91 M                      Unit weight: 1 LB   0.5 KG                      Carton weight: 1.5 LB   0.68 KG                      Carton volume: 1.3 FT³   0.03 MT³</p>	1 loose cushion.	<b>3885</b>	-	133	160	191	242	289	336	377	428	476	541	633
				OVERALL DIMENSIONS			SEAT DIMENSIONS			BACK DIMENSIONS				
				W	D	H	W	D	H	W	H			
				IN 16	5	7	-	-	-	-	-			
			MM 406	127	178	-	-	-	-	-				
			<b>RTA 00</b>		1 per carton									



WIND LINEAR TABLES



model 3878 (side table - rectangular)

For Wind Linear seating, please see page 312.

STANDARD FEATURES






- Wind Linear is an extension of the Wind lounge series with an emphasis on expansive, clean lines.
- Seating and freestanding tables can be used as stand-alone products. Seating units can be linked together using bridge tables to create infinite configurations.
- Tables are available with metal legs. Please see right column for additional details.
- A variety of glide types are available. Please see right column for additional details. Casters are not available on this series.
- Models are offered in thermally fused laminate finishes to coordinate with Global casegoods and wood seating.





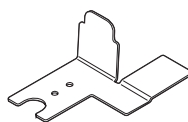
GANGING

- Table bridges can mount outside or in-between seats to accommodate various work and collaborative settings. Requires table attaching bracket kit 3360.
- Bridge corner and end tables mount between chairs and/or sofa units only (at armless ends). Bridge table (model 3884) is only to be used with ottomans and/or benches. Both require table attaching bracket kit 3360.

Please add option codes in the following order:

- **Model number**  
**3878, 3879, 3880, 3881L + 3883**  
 Metal leg tables  
**3882 + 3884**  
 Bridge tables (no legs)
- **Laminate top finish (LPL)**  
 Absolute Acajou (ACJ), Asian Night (ASN), Avant Cherry (AWC), Avant Honey (AWH), Black (BLK), Blizzard (BZD), Brushed Cobalt (BRC), Clear Maple (CMB), Custom Grey (CGY), Dark Espresso (DES), Designer White (DWT), Fashionista (FAS), First Class (FCL), Noce Biondo (NBL), Noce Grigio (NGL), Noce Leggero (NEL), Noce Medio (NML), Quartered Mahogany (QTM), Sheer Beauty (SBY), Stonedust (SDT), Storm Grey (SOG), Walnut Heights (WHE), White Chocolate (WHC) and Winter Cherry (WCR).
- **Leg finish (metal)**  
 For metal leg frame finish options, please see page 360. Upcharges apply for plated finishes:  
**(CHM)** Chrome. No upcharge (except on bridge corner table model 3881 - add \$61)  
**(BCH)** Brushed Chrome. Add \$73.  
**(SBR)** Satin Brass. Add \$189.  
**(ACO)** Antique Copper. Add \$189.
- **Glide type (metal legs only)**  
**(GL)** Black glide for most surfaces (standard)  
**(NM)** non-marking glides for most surfaces.  
 No upcharge.

DESCRIPTION	FEATURES	MODEL #	STANDARD TEXTILE GRADES																																					
 <p><b>Side Table - Rectangular, Metal Legs</b>                      COM: N/A                      Unit weight: 30 LB   13.6 KG                      Carton weight: 38 LB   17.24 KG                      Carton volume: 11.5 FT³   0.32 MT³</p>	Freestanding.	List price																																						
		<b>3878</b>	1112																																					
		<table border="1"> <thead> <tr> <th rowspan="2"></th> <th colspan="3">OVERALL DIMENSIONS</th> <th colspan="3">SEAT DIMENSIONS</th> <th colspan="2">BACK DIMENSIONS</th> </tr> <tr> <th>W</th> <th>D</th> <th>H</th> <th>W</th> <th>D</th> <th>H</th> <th>W</th> <th>H</th> </tr> </thead> <tbody> <tr> <td>IN</td> <td>20</td> <td>25</td> <td>16</td> <td>-</td> <td>-</td> <td>-</td> <td>-</td> <td>-</td> </tr> <tr> <td>MM</td> <td>508</td> <td>635</td> <td>406</td> <td>-</td> <td>-</td> <td>-</td> <td>-</td> <td>-</td> </tr> </tbody> </table>							OVERALL DIMENSIONS			SEAT DIMENSIONS			BACK DIMENSIONS		W	D	H	W	D	H	W	H	IN	20	25	16	-	-	-	-	-	MM	508	635	406	-	-	-
	OVERALL DIMENSIONS			SEAT DIMENSIONS			BACK DIMENSIONS																																	
	W	D	H	W	D	H	W	H																																
IN	20	25	16	-	-	-	-	-																																
MM	508	635	406	-	-	-	-	-																																
		<b>RTA 00</b>		1 per carton																																				
 <p><b>Side Table - 25" Square, Metal Legs</b>                      COM: N/A                      Unit weight: 32 LB   14.5 KG                      Carton weight: 40 LB   18.14 KG                      Carton volume: 11.5 FT³   0.32 MT³</p>	Freestanding.	List price																																						
		<b>3879</b>	1241																																					
		<table border="1"> <thead> <tr> <th rowspan="2"></th> <th colspan="3">OVERALL DIMENSIONS</th> <th colspan="3">SEAT DIMENSIONS</th> <th colspan="2">BACK DIMENSIONS</th> </tr> <tr> <th>W</th> <th>D</th> <th>H</th> <th>W</th> <th>D</th> <th>H</th> <th>W</th> <th>H</th> </tr> </thead> <tbody> <tr> <td>IN</td> <td>25</td> <td>25</td> <td>16</td> <td>-</td> <td>-</td> <td>-</td> <td>-</td> <td>-</td> </tr> <tr> <td>MM</td> <td>635</td> <td>635</td> <td>406</td> <td>-</td> <td>-</td> <td>-</td> <td>-</td> <td>-</td> </tr> </tbody> </table>							OVERALL DIMENSIONS			SEAT DIMENSIONS			BACK DIMENSIONS		W	D	H	W	D	H	W	H	IN	25	25	16	-	-	-	-	-	MM	635	635	406	-	-	-
	OVERALL DIMENSIONS			SEAT DIMENSIONS			BACK DIMENSIONS																																	
	W	D	H	W	D	H	W	H																																
IN	25	25	16	-	-	-	-	-																																
MM	635	635	406	-	-	-	-	-																																
		<b>RTA 00</b>		1 per carton																																				
 <p><b>Coffee Table - 54", Metal Legs</b>                      COM: N/A                      Unit weight: 39 LB   17.7 KG                      Carton weight: 52 LB   23.59 KG                      Carton volume: 16 FT³   0.45 MT³</p>	Freestanding.	List price																																						
		<b>3880</b>	1393																																					
		<table border="1"> <thead> <tr> <th rowspan="2"></th> <th colspan="3">OVERALL DIMENSIONS</th> <th colspan="3">SEAT DIMENSIONS</th> <th colspan="2">BACK DIMENSIONS</th> </tr> <tr> <th>W</th> <th>D</th> <th>H</th> <th>W</th> <th>D</th> <th>H</th> <th>W</th> <th>H</th> </tr> </thead> <tbody> <tr> <td>IN</td> <td>54</td> <td>20</td> <td>15</td> <td>-</td> <td>-</td> <td>-</td> <td>-</td> <td>-</td> </tr> <tr> <td>MM</td> <td>1372</td> <td>508</td> <td>381</td> <td>-</td> <td>-</td> <td>-</td> <td>-</td> <td>-</td> </tr> </tbody> </table>							OVERALL DIMENSIONS			SEAT DIMENSIONS			BACK DIMENSIONS		W	D	H	W	D	H	W	H	IN	54	20	15	-	-	-	-	-	MM	1372	508	381	-	-	-
	OVERALL DIMENSIONS			SEAT DIMENSIONS			BACK DIMENSIONS																																	
	W	D	H	W	D	H	W	H																																
IN	54	20	15	-	-	-	-	-																																
MM	1372	508	381	-	-	-	-	-																																
		<b>RTA 00</b>	1 per carton																																					

DESCRIPTION	FEATURES	MODEL#	STANDARD TEXTILE GRADES																																
 <p><b>3881R</b>      <b>3881L</b></p> <p><b>Bridge Corner Table - Right or Left, Metal Legs</b>                      COM: N/A                      Unit weight: 25 LB   11.4 KG                      Carton weight: 33 LB   14.97 KG                      Carton volume: 11.5 FT³   0.32 MT³</p>	<p>Requires bracket kit (3360).</p> <p>Chrome (CHM) leg frame finish - add \$61.</p>	<p><b>3881R</b>      1502  <b>3881L</b></p>	List price																																
			<table border="1"> <thead> <tr> <th colspan="3">OVERALL DIMENSIONS</th> <th colspan="3">SEAT DIMENSIONS</th> <th colspan="2">BACK DIMENSIONS</th> </tr> <tr> <th>W</th> <th>D</th> <th>H</th> <th>W</th> <th>D</th> <th>H</th> <th>W</th> <th>H</th> </tr> </thead> <tbody> <tr> <td>IN 25</td> <td>25</td> <td>12</td> <td>-</td> <td>-</td> <td>-</td> <td>-</td> <td>-</td> </tr> <tr> <td>MM 635</td> <td>635</td> <td>305</td> <td>-</td> <td>-</td> <td>-</td> <td>-</td> <td>-</td> </tr> </tbody> </table>		OVERALL DIMENSIONS			SEAT DIMENSIONS			BACK DIMENSIONS		W	D	H	W	D	H	W	H	IN 25	25	12	-	-	-	-	-	MM 635	635	305	-	-	-	-
OVERALL DIMENSIONS			SEAT DIMENSIONS			BACK DIMENSIONS																													
W	D	H	W	D	H	W	H																												
IN 25	25	12	-	-	-	-	-																												
MM 635	635	305	-	-	-	-	-																												
 <p><b>Bridge End Table</b>                      COM: N/A                      Unit weight: 20 LB   9.1 KG                      Carton weight: 25 LB   11.34 KG                      Carton volume: 3.4 FT³   0.09 MT³</p>	<p>Requires bracket kit (3360).</p> <p>To be used with chair and sofa models. Not usable with bench or ottoman models.</p>	<p><b>3882</b>      789</p>	List price																																
			<table border="1"> <thead> <tr> <th colspan="3">OVERALL DIMENSIONS</th> <th colspan="3">SEAT DIMENSIONS</th> <th colspan="2">BACK DIMENSIONS</th> </tr> <tr> <th>W</th> <th>D</th> <th>H</th> <th>W</th> <th>D</th> <th>H</th> <th>W</th> <th>H</th> </tr> </thead> <tbody> <tr> <td>IN 20</td> <td>25</td> <td>5</td> <td>-</td> <td>-</td> <td>-</td> <td>-</td> <td>-</td> </tr> <tr> <td>MM 508</td> <td>635</td> <td>127</td> <td>-</td> <td>-</td> <td>-</td> <td>-</td> <td>-</td> </tr> </tbody> </table>		OVERALL DIMENSIONS			SEAT DIMENSIONS			BACK DIMENSIONS		W	D	H	W	D	H	W	H	IN 20	25	5	-	-	-	-	-	MM 508	635	127	-	-	-	-
OVERALL DIMENSIONS			SEAT DIMENSIONS			BACK DIMENSIONS																													
W	D	H	W	D	H	W	H																												
IN 20	25	5	-	-	-	-	-																												
MM 508	635	127	-	-	-	-	-																												
 <p><b>Low Side Table, Metal Legs</b>                      COM: N/A                      Unit weight: 26 LB   11.8 KG                      Carton weight: 32 LB   14.51 KG                      Carton volume: 11.5 FT³   0.32 MT³</p>	<p>Freestanding.</p>	<p><b>3883</b>      1098</p>	List price																																
			<table border="1"> <thead> <tr> <th colspan="3">OVERALL DIMENSIONS</th> <th colspan="3">SEAT DIMENSIONS</th> <th colspan="2">BACK DIMENSIONS</th> </tr> <tr> <th>W</th> <th>D</th> <th>H</th> <th>W</th> <th>D</th> <th>H</th> <th>W</th> <th>H</th> </tr> </thead> <tbody> <tr> <td>IN 20</td> <td>25</td> <td>12</td> <td>-</td> <td>-</td> <td>-</td> <td>-</td> <td>-</td> </tr> <tr> <td>MM 508</td> <td>635</td> <td>305</td> <td>-</td> <td>-</td> <td>-</td> <td>-</td> <td>-</td> </tr> </tbody> </table>		OVERALL DIMENSIONS			SEAT DIMENSIONS			BACK DIMENSIONS		W	D	H	W	D	H	W	H	IN 20	25	12	-	-	-	-	-	MM 508	635	305	-	-	-	-
OVERALL DIMENSIONS			SEAT DIMENSIONS			BACK DIMENSIONS																													
W	D	H	W	D	H	W	H																												
IN 20	25	12	-	-	-	-	-																												
MM 508	635	305	-	-	-	-	-																												
 <p><b>Bridge Table - 20" Square</b>                      COM: N/A                      Unit weight: 18 LB   8.2 KG                      Carton weight: 23 LB   10.43 KG                      Carton volume: 3.4 FT³   0.09 MT³</p>	<p>Requires bracket kit (3360).</p> <p>To be used with bench and ottoman models. Not usable with chair or sofa models</p>	<p><b>3884</b>      710</p>	List price																																
			<table border="1"> <thead> <tr> <th colspan="3">OVERALL DIMENSIONS</th> <th colspan="3">SEAT DIMENSIONS</th> <th colspan="2">BACK DIMENSIONS</th> </tr> <tr> <th>W</th> <th>D</th> <th>H</th> <th>W</th> <th>D</th> <th>H</th> <th>W</th> <th>H</th> </tr> </thead> <tbody> <tr> <td>IN 20</td> <td>20</td> <td>5</td> <td>-</td> <td>-</td> <td>-</td> <td>-</td> <td>-</td> </tr> <tr> <td>MM 508</td> <td>508</td> <td>127</td> <td>-</td> <td>-</td> <td>-</td> <td>-</td> <td>-</td> </tr> </tbody> </table>		OVERALL DIMENSIONS			SEAT DIMENSIONS			BACK DIMENSIONS		W	D	H	W	D	H	W	H	IN 20	20	5	-	-	-	-	-	MM 508	508	127	-	-	-	-
OVERALL DIMENSIONS			SEAT DIMENSIONS			BACK DIMENSIONS																													
W	D	H	W	D	H	W	H																												
IN 20	20	5	-	-	-	-	-																												
MM 508	508	127	-	-	-	-	-																												
 <p><b>Table Bracket Kit</b>                      COM: N/A                      Unit weight: 1 LB   0.5 KG                      Carton weight: 1.5 LB   0.68 KG                      Carton volume: 0.5 FT³   0.01 MT³</p>	<p>Kit includes 4 brackets and hardware. Use with models 3881L, 3881R, 3882, 3884, 3436R and 3436L.</p> <p>1 kit per carton.</p>	<p><b>3360</b>      125</p>	List price																																
			<table border="1"> <thead> <tr> <th colspan="3">OVERALL DIMENSIONS</th> <th colspan="3">SEAT DIMENSIONS</th> <th colspan="2">BACK DIMENSIONS</th> </tr> <tr> <th>W</th> <th>D</th> <th>H</th> <th>W</th> <th>D</th> <th>H</th> <th>W</th> <th>H</th> </tr> </thead> <tbody> <tr> <td>IN 5</td> <td>7.5</td> <td>3</td> <td>-</td> <td>-</td> <td>-</td> <td>-</td> <td>-</td> </tr> <tr> <td>MM 127</td> <td>191</td> <td>76</td> <td>-</td> <td>-</td> <td>-</td> <td>-</td> <td>-</td> </tr> </tbody> </table>		OVERALL DIMENSIONS			SEAT DIMENSIONS			BACK DIMENSIONS		W	D	H	W	D	H	W	H	IN 5	7.5	3	-	-	-	-	-	MM 127	191	76	-	-	-	-
OVERALL DIMENSIONS			SEAT DIMENSIONS			BACK DIMENSIONS																													
W	D	H	W	D	H	W	H																												
IN 5	7.5	3	-	-	-	-	-																												
MM 127	191	76	-	-	-	-	-																												

# heavy duty / 24 hr



Concorde Executive 24HR.....323



G1 Ergo Select TS.....324



Granada TS .....319



Granada Deluxe TS .....319



Malaga TS.....320



ObusForme Comfort TS.....321



ObusForme Comfort XL.....326



Robust.....331



Saxon .....332



Truform TS.....321



Vion TS.....333



Yorkdale TS.....322



## TS MODELS



model TS3140-3 Malaga

model TS5451-3 Truform


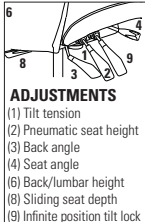


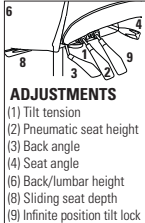


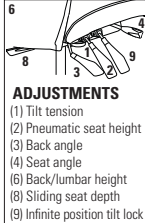

## STANDARD FEATURES


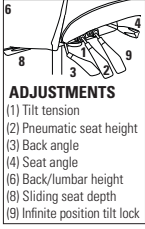


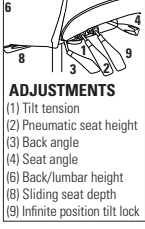


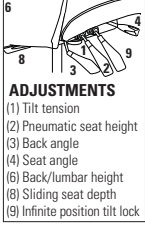


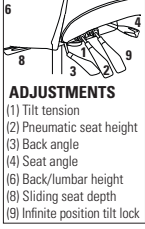


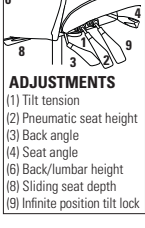

- TS models are available within standard series. TS stands for “three shift” and all of the TS models are rated for 24/7 applications as well as weight rated up to 350 lbs.
- Multi-tilter models feature a heavy duty mechanism.
- Multi-tilters are standard with pneumatic seat height, sliding seat depth adjustment, forward and rearward seat tilt with infinite lock, free floating back angle control and tilt tension control.
- Heavy duty stools are standard with a fixed back, seat depth and pneumatic seat height adjustments, swivels with adjustable Chrome footrest.
- All models are standard with either Ultracell or molded heavy duty seat foam.
- All models have a heavy duty 3” wide back upright.
- All models (except Truform) have outer back panels retained by trim screws for extra security.
- All models (except Truform) are standard with clear vinyl bumper guards around their outside backs.
- Dual wheel carpet casters (C10) are standard on all models, except Truform which comes standard with (C1).


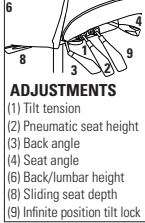


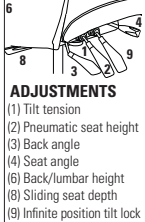


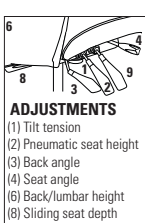


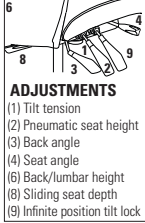


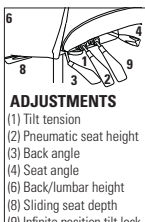

## OPTIONAL FEATURES


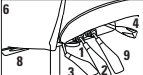





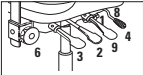

- Optional abrasion resistant outer back fabric (polyester) is available (except Truform TS). Resistant to impact damage. Available in Black only. Please specify (BKB). Add \$9.
- For 24 hour application, Global’s Limited Lifetime Warranty is applicable only on fabrics that are rated for 100,000 double rubs.
- For hard surface flooring casters, please specify (C10R). Add \$20. For hard surface flooring casters on Truform models, please specify (C9R). Add \$21.
- For additional arm/caster options, please refer to the Arm and Caster section (page 335). *Optional casters may be priced higher than the standard casters for your chair and the difference will be charged. Lower priced optional casters will not be credited.*

Select series are available with multiple seat sizes. See measurements below.

DESCRIPTION	FEATURES	MODEL #	STANDARD TEXTILE GRADES													
			1	2	3	4	5	6	7	8	9	10	11	12		
 <p><b>Granada TS</b></p> <p><b>LB Heavy Duty Multi-Tilter Plain Back</b>                      COM: 1.5 YD   1.37 M                      Unit weight: 48 LB   21.8 KG                      Carton weight: 58 LB   26.31 KG                      Carton volume: 10.5 FT<sup>3</sup>   0.29 MT<sup>3</sup></p>	 <p><b>ADJUSTMENTS</b>                      (1) Tilt tension                      (2) Pneumatic seat height                      (3) Back angle                      (4) Seat angle                      (6) Back/lumbar height                      (8) Sliding seat depth                      (9) Infinite position tilt lock</p>	<p><b>TS3212</b></p> <p>1050 1098 1139 1185 1262 1332 1403 1464 1541 1613 1710 1848</p>	<b>OVERALL DIMENSIONS</b>			<b>SEAT DIMENSIONS</b>			<b>BACK DIMENSIONS</b>							
			<b>W</b>	<b>D</b>	<b>H</b>	<b>W</b>	<b>D</b>	<b>H</b>	<b>W</b>	<b>H</b>						
			IN 26	24	40	20.5	17-19.5	17.5-21.5	19	17.5-21.5						
			MM 660	610	1016	521	432-495	445-546	483	445-546						
		<p><b>RTA 2</b>  1 per carton</p>														
 <p><b>Granada TS</b></p> <p><b>HB Heavy Duty Multi-Tilter Plain Back</b>                      COM: 1.75 YD   1.6 M                      Unit weight: 51 LB   23.2 KG                      Carton weight: 55 LB   24.95 KG                      Carton volume: 10.5 FT<sup>3</sup>   0.29 MT<sup>3</sup></p>	 <p><b>ADJUSTMENTS</b>                      (1) Tilt tension                      (2) Pneumatic seat height                      (3) Back angle                      (4) Seat angle                      (6) Back/lumbar height                      (8) Sliding seat depth                      (9) Infinite position tilt lock</p>	<p><b>TS3217</b></p> <p>1088 1144 1191 1246 1335 1417 1499 1571 1660 1744 1858 2019</p>	<b>OVERALL DIMENSIONS</b>			<b>SEAT DIMENSIONS</b>			<b>BACK DIMENSIONS</b>							
			<b>W</b>	<b>D</b>	<b>H</b>	<b>W</b>	<b>D</b>	<b>H</b>	<b>W</b>	<b>H</b>						
			IN 26	24.5	43	20.5	17-19.5	17.5-21.5	19	21.5-25.5						
			MM 660	622	1092	521	432-495	445-546	483	546-648						
		<p><b>RTA 2</b>  1 per carton</p>														
 <p><b>Granada Deluxe TS</b></p> <p><b>HB Heavy Duty Multi-Tilter</b>                      COM: 2 YD   1.83 M                      Unit weight: 56 LB   25.5 KG                      Carton weight: 65 LB   29.48 KG                      Carton volume: 10.5 FT<sup>3</sup>   0.29 MT<sup>3</sup></p>	 <p><b>ADJUSTMENTS</b>                      (1) Tilt tension                      (2) Pneumatic seat height                      (3) Back angle                      (4) Seat angle                      (6) Back/lumbar height                      (8) Sliding seat depth                      (9) Infinite position tilt lock</p>	<p><b>TS1170-3</b></p> <p>1140 1204 1258 1320 1422 1516 1610 1692 1794 1890 2020 2204</p>	<b>OVERALL DIMENSIONS</b>			<b>SEAT DIMENSIONS</b>			<b>BACK DIMENSIONS</b>							
			<b>W</b>	<b>D</b>	<b>H</b>	<b>W</b>	<b>D</b>	<b>H</b>	<b>W</b>	<b>H</b>						
			IN 26	23.5	45	21	18-20.5	17.5-21.5	20	23-28.25						
			MM 660	597	1143	533	457-521	445-546	508	584-718						
		<p><b>RTA 2</b>  1 per carton</p>														

DESCRIPTION	FEATURES	MODEL#	STANDARD TEXTILE GRADES																																												
			1	2	3	4	5	6	7	8	9	10	11	12																																	
 <p><b>Granada Deluxe TS</b></p> <p><b>MB Heavy Duty Multi-Tilter</b> COM: 1.75 YD   1.6 M Unit weight: 54 LB   24.5 KG Carton weight: 63 LB   28.58 KG Carton volume: 10.5 FT³   0.29 MT³</p>	 <p><b>ADJUSTMENTS</b> (1) Tilt tension (2) Pneumatic seat height (3) Back angle (4) Seat angle (6) Back/lumbar height (8) Sliding seat depth (9) Infinite position tilt lock</p>	<p>Ergonomic features: A, B, C, D, E, F, G, H, M, N, Q, S</p>	<table border="1"> <tr> <th colspan="3">OVERALL DIMENSIONS</th> <th colspan="3">SEAT DIMENSIONS</th> <th colspan="3">BACK DIMENSIONS</th> </tr> <tr> <th>W</th><th>D</th><th>H</th> <th>W</th><th>D</th><th>H</th> <th>W</th><th>H</th> </tr> <tr> <td>IN 26</td><td>23.5</td><td>41</td> <td>21</td><td>18-20.5</td><td>17.5-21.5</td> <td>20</td><td>19-24.25</td> </tr> <tr> <td>MM 660</td><td>597</td><td>1041</td> <td>533</td><td>457-521</td><td>445-546</td> <td>508</td><td>483-616</td> </tr> </table>												OVERALL DIMENSIONS			SEAT DIMENSIONS			BACK DIMENSIONS			W	D	H	W	D	H	W	H	IN 26	23.5	41	21	18-20.5	17.5-21.5	20	19-24.25	MM 660	597	1041	533	457-521	445-546	508	483-616
			OVERALL DIMENSIONS			SEAT DIMENSIONS			BACK DIMENSIONS																																						
			W	D	H	W	D	H	W	H																																					
			IN 26	23.5	41	21	18-20.5	17.5-21.5	20	19-24.25																																					
MM 660	597	1041	533	457-521	445-546	508	483-616																																								
<p><b>RTA 2</b>  1 per carton</p>																																															
 <p><b>Granada Deluxe TS</b></p> <p><b>HB Heavy Duty Multi-Tilter w/Schukra</b> COM: 2 YD   1.83 M Unit weight: 56 LB   25.5 KG Carton weight: 63 LB   28.48 KG Carton volume: 10.5 FT³   0.29 MT³</p>	 <p><b>ADJUSTMENTS</b> (1) Tilt tension (2) Pneumatic seat height (3) Back angle (4) Seat angle (6) Back/lumbar height (8) Sliding seat depth (9) Infinite position tilt lock</p>	<p>Ergonomic features: A, B, C, D, E, F, G, H, M, N, Q, S, V</p>	<table border="1"> <tr> <th colspan="3">OVERALL DIMENSIONS</th> <th colspan="3">SEAT DIMENSIONS</th> <th colspan="3">BACK DIMENSIONS</th> </tr> <tr> <th>W</th><th>D</th><th>H</th> <th>W</th><th>D</th><th>H</th> <th>W</th><th>H</th> </tr> <tr> <td>IN 26</td><td>23.5</td><td>45</td> <td>21</td><td>18-20.5</td><td>17.5-21.5</td> <td>20</td><td>23-28.25</td> </tr> <tr> <td>MM 660</td><td>597</td><td>1143</td> <td>533</td><td>457-521</td><td>445-546</td> <td>508</td><td>584-718</td> </tr> </table>												OVERALL DIMENSIONS			SEAT DIMENSIONS			BACK DIMENSIONS			W	D	H	W	D	H	W	H	IN 26	23.5	45	21	18-20.5	17.5-21.5	20	23-28.25	MM 660	597	1143	533	457-521	445-546	508	584-718
			OVERALL DIMENSIONS			SEAT DIMENSIONS			BACK DIMENSIONS																																						
			W	D	H	W	D	H	W	H																																					
			IN 26	23.5	45	21	18-20.5	17.5-21.5	20	23-28.25																																					
MM 660	597	1143	533	457-521	445-546	508	584-718																																								
<p><b>RTA 2</b>  1 per carton</p>																																															
 <p><b>Granada Deluxe TS</b></p> <p><b>MB Heavy Duty Multi-Tilter w/Schukra</b> COM: 1.75 YD   1.6 M Unit weight: 54 LB   24.5 KG Carton weight: 63 LB   28.58 KG Carton volume: 10.5 FT³   0.29 MT³</p>	 <p><b>ADJUSTMENTS</b> (1) Tilt tension (2) Pneumatic seat height (3) Back angle (4) Seat angle (6) Back/lumbar height (8) Sliding seat depth (9) Infinite position tilt lock</p>	<p>Ergonomic features: A, B, C, D, E, F, G, H, M, N, Q, S, V</p>	<table border="1"> <tr> <th colspan="3">OVERALL DIMENSIONS</th> <th colspan="3">SEAT DIMENSIONS</th> <th colspan="3">BACK DIMENSIONS</th> </tr> <tr> <th>W</th><th>D</th><th>H</th> <th>W</th><th>D</th><th>H</th> <th>W</th><th>H</th> </tr> <tr> <td>IN 26</td><td>23.5</td><td>41</td> <td>21</td><td>18-20.5</td><td>17.5-21.5</td> <td>20</td><td>19-24.25</td> </tr> <tr> <td>MM 660</td><td>597</td><td>1041</td> <td>533</td><td>457-521</td><td>445-546</td> <td>508</td><td>483-616</td> </tr> </table>												OVERALL DIMENSIONS			SEAT DIMENSIONS			BACK DIMENSIONS			W	D	H	W	D	H	W	H	IN 26	23.5	41	21	18-20.5	17.5-21.5	20	19-24.25	MM 660	597	1041	533	457-521	445-546	508	483-616
			OVERALL DIMENSIONS			SEAT DIMENSIONS			BACK DIMENSIONS																																						
			W	D	H	W	D	H	W	H																																					
			IN 26	23.5	41	21	18-20.5	17.5-21.5	20	19-24.25																																					
MM 660	597	1041	533	457-521	445-546	508	483-616																																								
<p><b>RTA 2</b>  1 per carton</p>																																															
 <p><b>Malaga TS</b></p> <p><b>HB Heavy Duty Multi-Tilter</b> COM: 1.75 YD   1.6 M Unit weight: 52 LB   23.6 KG Carton weight: 61 LB   27.67 KG Carton volume: 10.5 FT³   0.29 MT³</p>	 <p><b>ADJUSTMENTS</b> (1) Tilt tension (2) Pneumatic seat height (3) Back angle (4) Seat angle (6) Back/lumbar height (8) Sliding seat depth (9) Infinite position tilt lock</p>	<p>Ergonomic features: A, B, C, D, E, F, G, H, M, N, Q, S</p>	<table border="1"> <tr> <th colspan="3">OVERALL DIMENSIONS</th> <th colspan="3">SEAT DIMENSIONS</th> <th colspan="3">BACK DIMENSIONS</th> </tr> <tr> <th>W</th><th>D</th><th>H</th> <th>W</th><th>D</th><th>H</th> <th>W</th><th>H</th> </tr> <tr> <td>IN 25</td><td>25</td><td>44</td> <td>20</td><td>17.5-20</td><td>16.75-20.75</td> <td>18.5</td><td>25-29</td> </tr> <tr> <td>MM 635</td><td>635</td><td>1118</td> <td>508</td><td>445-508</td><td>425-527</td> <td>470</td><td>635-737</td> </tr> </table>												OVERALL DIMENSIONS			SEAT DIMENSIONS			BACK DIMENSIONS			W	D	H	W	D	H	W	H	IN 25	25	44	20	17.5-20	16.75-20.75	18.5	25-29	MM 635	635	1118	508	445-508	425-527	470	635-737
			OVERALL DIMENSIONS			SEAT DIMENSIONS			BACK DIMENSIONS																																						
			W	D	H	W	D	H	W	H																																					
			IN 25	25	44	20	17.5-20	16.75-20.75	18.5	25-29																																					
MM 635	635	1118	508	445-508	425-527	470	635-737																																								
<p><b>RTA 2</b>  1 per carton</p>																																															
 <p><b>Malaga TS</b></p> <p><b>LB Heavy Duty Multi-Tilter</b> COM: 1.5 YD   1.37 M Unit weight: 51 LB   23.2 KG Carton weight: 60 LB   27.22 KG Carton volume: 10.5 FT³   0.29 MT³</p>	 <p><b>ADJUSTMENTS</b> (1) Tilt tension (2) Pneumatic seat height (3) Back angle (4) Seat angle (6) Back/lumbar height (8) Sliding seat depth (9) Infinite position tilt lock</p>	<p>Ergonomic features: A, B, C, D, E, F, G, H, M, N, Q, S</p>	<table border="1"> <tr> <th colspan="3">OVERALL DIMENSIONS</th> <th colspan="3">SEAT DIMENSIONS</th> <th colspan="3">BACK DIMENSIONS</th> </tr> <tr> <th>W</th><th>D</th><th>H</th> <th>W</th><th>D</th><th>H</th> <th>W</th><th>H</th> </tr> <tr> <td>IN 25</td><td>24.5</td><td>39.75</td> <td>20</td><td>17.5-20</td><td>16.75-20.75</td> <td>18.5</td><td>20.5-24.5</td> </tr> <tr> <td>MM 635</td><td>622</td><td>1010</td> <td>508</td><td>445-508</td><td>425-527</td> <td>470</td><td>521-622</td> </tr> </table>												OVERALL DIMENSIONS			SEAT DIMENSIONS			BACK DIMENSIONS			W	D	H	W	D	H	W	H	IN 25	24.5	39.75	20	17.5-20	16.75-20.75	18.5	20.5-24.5	MM 635	622	1010	508	445-508	425-527	470	521-622
			OVERALL DIMENSIONS			SEAT DIMENSIONS			BACK DIMENSIONS																																						
			W	D	H	W	D	H	W	H																																					
			IN 25	24.5	39.75	20	17.5-20	16.75-20.75	18.5	20.5-24.5																																					
MM 635	622	1010	508	445-508	425-527	470	521-622																																								
<p><b>RTA 1</b>  1 per carton</p>																																															

DESCRIPTION	FEATURES	MODEL#	STANDARD TEXTILE GRADES											
			1	2	3	4	5	6	7	8	9	10	11	12
 <p><b>ObusForme Comfort TS</b></p> <p><b>HB Heavy Duty Multi-Tilter</b> COM: 2.25 YD   2.06 M Unit weight: 65 LB   29.5 KG Carton weight: 78 LB   35.38 KG Carton volume: 11 FT³   0.31 MT³</p>	 <p><b>ADJUSTMENTS</b> (1) Tilt tension (2) Pneumatic seat height (3) Back angle (4) Seat angle (6) Back/lumbar height (8) Sliding seat depth (9) Infinite position tilt lock</p>	<b>TS1240-3</b> 1283 1355 1416 1486 1600 1706 1812 1904 2019 2127 2273 2480 <b>TS1240P-3</b> Petite seat IN W19.5 D16.75-19.25 H16-20   MM W495 D425-489 H406-508												
		<b>OVERALL DIMENSIONS</b> W D H IN 26 25 48 MM 660 635 1219	<b>SEAT DIMENSIONS</b> W D H IN 21 17.5-20 16-20 MM 533 445-508 406-508	<b>BACK DIMENSIONS</b> W H IN 19.5 27-32.25 MM 495 686-819	<b>RTA 2</b>		1 per carton							
		 <p><b>ObusForme Comfort TS</b></p> <p><b>MB Heavy Duty Multi-Tilter</b> COM: 2 YD   1.83 M Unit weight: 63 LB   28.6 KG Carton weight: 75 LB   34.02 KG Carton volume: 10.5 FT³   0.29 MT³</p>	 <p><b>ADJUSTMENTS</b> (1) Tilt tension (2) Pneumatic seat height (3) Back angle (4) Seat angle (6) Back/lumbar height (8) Sliding seat depth (9) Infinite position tilt lock</p>	<b>TS1241-3</b> 1222 1286 1340 1402 1504 1598 1692 1774 1876 1972 2102 2286 <b>TS1241P-3</b> Petite seat IN W19.5 D16.75-19.25 H16-20   MM W495 D425-489 H406-508										
<b>OVERALL DIMENSIONS</b> W D H IN 26 25 44 MM 660 635 1118	<b>SEAT DIMENSIONS</b> W D H IN 21 17.5-20 16-20 MM 533 445-508 406-508			<b>BACK DIMENSIONS</b> W H IN 19.5 22-27.25 MM 495 559-692	<b>RTA 2</b>		1 per carton							
 <p><b>ObusForme Comfort TS</b></p> <p><b>HB Heavy Duty Multi-Tilter w/Schukra</b> COM: 2.25 YD   2.06 M Unit weight: 65 LB   29.5 KG Carton weight: 78 LB   35.38 KG Carton volume: 11 FT³   0.31 MT³</p>	 <p><b>ADJUSTMENTS</b> (1) Tilt tension (2) Pneumatic seat height (3) Back angle (4) Seat angle (6) Back/lumbar height (8) Sliding seat depth (9) Infinite position tilt lock</p>			<b>TS1260-3</b> 1410 1482 1543 1613 1727 1833 1939 2031 2146 2254 2400 2607 <b>TS1260P-3</b> Petite seat IN W19.5 D16.75-19.25 H16-20   MM W495 D425-489 H406-508										
		<b>OVERALL DIMENSIONS</b> W D H IN 26 25 48 MM 660 635 1219	<b>SEAT DIMENSIONS</b> W D H IN 21 17.5-20 16-20 MM 533 445-508 406-508	<b>BACK DIMENSIONS</b> W H IN 19.5 27-32.25 MM 495 686-819	<b>RTA 2</b>		1 per carton							
		 <p><b>ObusForme Comfort TS</b></p> <p><b>MB Heavy Duty Multi-Tilter w/Schukra</b> COM: 2 YD   1.83 M Unit weight: 60 LB   27.3 KG Carton weight: 72 LB   32.66 KG Carton volume: 10.5 FT³   0.29 MT³</p>	 <p><b>ADJUSTMENTS</b> (1) Tilt tension (2) Pneumatic seat height (3) Back angle (4) Seat angle (6) Back/lumbar height (8) Sliding seat depth (9) Infinite position tilt lock</p>	<b>TS1261-3</b> 1351 1415 1469 1531 1633 1727 1821 1903 2005 2101 2231 2415 <b>TS1261P-3</b> Petite seat IN W19.5 D16.75-19.25 H16-20   MM W495 D425-489 H406-508										
<b>OVERALL DIMENSIONS</b> W D H IN 26 25 44 MM 660 635 1118	<b>SEAT DIMENSIONS</b> W D H IN 21 17.5-20 16-20 MM 533 445-508 406-508			<b>BACK DIMENSIONS</b> W H IN 19.5 22-27.25 MM 495 559-692	<b>RTA 2</b>		1 per carton							
 <p><b>Truform TS</b></p> <p><b>HB Heavy Duty Multi-Tilter</b> COM: 2 YD   1.83 M Unit weight: 58 LB   26.4 KG Carton weight: 63 LB   28.58 KG Carton volume: 10.5 FT³   0.29 MT³</p>	 <p><b>ADJUSTMENTS</b> (1) Tilt tension (2) Pneumatic seat height (3) Back angle (4) Seat angle (6) Back/lumbar height (8) Sliding seat depth (9) Infinite position tilt lock</p>			<b>TS5450-3</b> 1117 1181 1235 1297 1399 1493 1587 1669 1771 1867 1997 2181										
		<b>OVERALL DIMENSIONS</b> W D H IN 26 25 42 MM 660 635 1067	<b>SEAT DIMENSIONS</b> W D H IN 20 18-20.5 16.5-20.5 MM 508 457-521 419-521	<b>BACK DIMENSIONS</b> W H IN 20 23.5-26 MM 508 597-660	<b>RTA 2</b>		1 per carton							

DESCRIPTION	FEATURES	MODEL#	STANDARD TEXTILE GRADES											
			1	2	3	4	5	6	7	8	9	10	11	12
 <p><b>Truform TS</b></p> <p><b>MB Heavy Duty Multi-Tilter</b>                      COM: 1.75 YD   1.6 M                      Unit weight: 55 LB   25 KG                      Carton weight: 60 LB   27.22 KG                      Carton volume: 10.5 FT<sup>3</sup>   0.29 MT<sup>3</sup></p>	 <p><b>ADJUSTMENTS</b>                      (1) Tilt tension                      (2) Pneumatic seat height                      (3) Back angle                      (4) Seat angle                      (6) Back/lumbar height                      (8) Sliding seat depth                      (9) Infinite position tilt lock</p> <p>Ergonomic features:                      A, B, C, D, E, F, G, H, M, N, Q, S</p>	<b>TS5451-3</b>	1057	1113	1160	1215	1304	1386	1468	1540	1629	1713	1827	1988
		<b>OVERALL DIMENSIONS</b> W D H			<b>SEAT DIMENSIONS</b> W D H			<b>BACK DIMENSIONS</b> W H						
		IN	26	25	38.5	20	18-20.5	16.5-20.5	20	20-22.5				
		MM	660	635	978	508	457-521	419-521	508	508-572				
				<b>RTA 1</b>		1 per carton								
 <p><b>Yorkdale TS</b></p> <p><b>HB Heavy Duty Multi-Tilter</b>                      COM: 1.75 YD   1.6 M                      Unit weight: 44 LB   20 KG                      Carton weight: 50 LB   22.68 KG                      Carton volume: 9.75 FT<sup>3</sup>   0.27 MT<sup>3</sup></p>	 <p><b>ADJUSTMENTS</b>                      (1) Tilt tension                      (2) Pneumatic seat height                      (3) Back angle                      (4) Seat angle                      (6) Back/lumbar height                      (8) Sliding seat depth                      (9) Infinite position tilt lock                      Center tilt action</p> <p>Ergonomic features:                      A, B, C, D, E, F, G, H, M, N, Q, S</p>	<b>TS2330</b>	971	1027	1074	1129	1218	1300	1382	1454	1543	1627	1741	1902
		<b>OVERALL DIMENSIONS</b> W D H			<b>SEAT DIMENSIONS</b> W D H			<b>BACK DIMENSIONS</b> W H						
		IN	24	25	42	20.5	17.5	16.5-20.5	19	21.5-23.5				
		MM	610	635	1067	521	445	419-521	483	546-597				
				<b>RTA 2</b>		1 per carton								
 <p><b>Yorkdale TS</b></p> <p><b>LB Heavy Duty Multi-Tilter</b>                      COM: 1.5 YD   1.37 M                      Unit weight: 42 LB   19.1 KG                      Carton weight: 48 LB   21.77 KG                      Carton volume: 9.75 FT<sup>3</sup>   0.27 MT<sup>3</sup></p>	 <p><b>ADJUSTMENTS</b>                      (1) Tilt tension                      (2) Pneumatic seat height                      (3) Back angle                      (4) Seat angle                      (6) Back/lumbar height                      (8) Sliding seat depth                      (9) Infinite position tilt lock                      Center tilt action</p> <p>Ergonomic features:                      A, B, C, D, E, F, G, H, M, N, Q, S</p>	<b>TS2331</b>	916	964	1005	1051	1128	1198	1269	1330	1407	1479	1576	1714
		<b>OVERALL DIMENSIONS</b> W D H			<b>SEAT DIMENSIONS</b> W D H			<b>BACK DIMENSIONS</b> W H						
		IN	24	25	36	20.5	17.5	16.5-20.5	19	16.5-18.5				
		MM	610	635	914	521	445	419-521	483	419-470				
				<b>RTA 2</b>		1 per carton								



CONCORDE EXECUTIVE 24HR



model 2424




**Push Button**  
 Located within easy reach. Promotes good posture as you move to various positions.

STANDARD FEATURES

- All adjustments are made with push button controls that are conveniently located in full view for easy use.
- Compound curved molded foam seat and back cushions.
- Seat cushion with Velcro attachment is easily removed and make cleaning easy.
- Rated for multi-shift use for persons up to 350 lbs.
- Standard with Allen-bolted width adjustable arms (Allen key included). Arms adjust 1.25" wider on each side, a total of 2.5" extra width.
- Pneumatic seat height adjustment and five position tilt lock. Tilt tension control.
- Ratchet style back height adjustment.
- All models are standard with a five prong, injection molded, fiberglass reinforced nylon Black spider base and button covers with dual wheel carpet casters (C10).
- For 24 hour application, Global's Limited Lifetime Warranty is applicable only on fabrics that are rated for 100,000 double rubs.

OPTIONAL FEATURES

- Models are not available with (C7) glides.
- For hard surface flooring casters, please specify (C10R). Add \$20.

DESCRIPTION	FEATURES	MODEL #	STANDARD TEXTILE GRADES											
			1	2	3	4	5	6	7	8	9	10	11	12
 <b>HB Synchro-Tilter Concorde Executive 24HR</b> COM: 2.5 YD   2.29 M Unit weight: 70 LB   31.8 KG Carton weight: 81.5 LB   36.97 KG Carton volume: 24.5 FT³   0.69 MT³	<b>ADJUSTMENTS</b> - Tilt tension - Sliding seat depth - 7 position back height - Synchro tilt action - Anti kick back - 2 button control  <b>Right arm</b> - Pneumatic seat height  <b>Left arm</b> - 5 position tilt lock	<b>2424</b>	-	2716	2784	2861	2989	3106	3224	3326	3454	3574	3736	3966
		Seat depth adjust: 16" to 18"												
		<b>2424-18</b>	-	2716	2784	2861	2989	3106	3224	3326	3454	3574	3736	3966
Deep seat - Seat depth adjust: 18" to 20"														
			<b>OVERALL DIMENSIONS</b>			<b>SEAT DIMENSIONS</b>			<b>BACK DIMENSIONS</b>					
			<b>W</b>	<b>D</b>	<b>H</b>	<b>W</b>	<b>D</b>	<b>H</b>	<b>W</b>	<b>H</b>				
		IN	28.5	27	50	21	16-18	18-22	21	28-31				
		MM	724	686	1270	533	406-457	457-559	533	711-787				
			<b>RTA 00</b>		1 per carton									

Ergonomic features:  
 A, B, C, D, E, L, M, N, Q, T



G1 ERGO SELECT TS



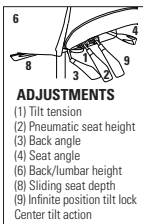
model TS7331-3 H1



model TS7333-3 G5

MECHANISM:

Multi-tilter mechanism (-3)



Ergonomic features:

A, B, C, D, E, F, G, H, M, N, Q, R, S, U

STANDARD FEATURES

- TS models are available within the standard G1 Ergo Select series. TS stands for "three shift" and each TS model is rated for 24/7 applications as well as weight rated up to 350 lbs.
- Models feature a heavy duty multi-tilter mechanism, cylinder and molded heavy duty seat foam.
- Standard with pneumatic seat height, forward and rearward seat tilt with infinite lock, free floating back angle control, tilt tension control and side activated sliding seat depth.
- Available in three back heights and two seat sizes (standard or generous).
- Stitch detail on edges of seat and back is discrete, using matched thread as standard.
- Standard with height and width adjustable (G5) arms with sliding armcaps. Armcaps also articulate inwards and outwards to aim toward the keyboard or mouse area.
- Five prong, injection molded, fiberglass reinforced nylon Black base with (C82) dual wheel carpet casters.
- G1 Ergo Select is fully compliant with latest BIFMA G1, GSA and CGSB specifications.
- For 24 hour applications, Global's Limited Lifetime Warranty is applicable only on fabrics that are rated for 100,000 double rubs.
- Upholstery options: fabric, vinyl or leather. Vinyl and leather models may feature stitch detail across the seat and/or back cushions, if applicable. Grade 2 and above textiles are recommended for 24/7 applications.

OPTIONAL FEATURES

- Upholstery is available with exaggerated top stitch detail (heavier thread). 14 coordinating or contrasting colors may be selected. Please specify.
- Optional Ergo Select arms are height (4") and width adjustable with sliding armcaps. Armcaps also articulate inwards (25°) and outwards (25°) to aim toward the keyboard or mouse area.

EXAMPLE G1 ERGO SELECT TS ORDER CODE:




TS7332	-WA53	-3	-S	-H1	-B7	-82	-MS
Model #	Textile	Mechanism	Seat size	Arms	Base	Casters	Stitch detail

Please add option codes in the following order:

- **Model number**  
**TS7331** Medium back with arms.  
**TS7332** High back with arms.  
**TS7333** Extended high back with arms.
- **Textile**  
 Specify textile code.
- **Mechanism**  
**(3)** Multi-tilter mechanism.
- **Seat size**  
**(S)** Standard  
**(G)** Generous
- **Arms**  
**(G5)** G5 arms. No upcharge.  
**(H1)** Ergo Select arms. Add \$66.  
**(H2)** Ergo Select arms w/wide armcaps. Add \$106.
- **Base**  
**(B7)** Black nylon B7B base. No upcharge.  
**(A7)** Polished aluminum B7A base. Add \$131.
- **Casters**  
**(82)** C82 dual wheel carpet casters. No upcharge.  
**(8R)** C82R dual wheel hard floor casters. Add \$21.
- **Stitch detail**  
**(MS)** Color matched stitching. Decorative top stitch. No upcharge.  
**(XP)** Black **(XB)** Beige  
**(XG)** Copen **(XA)** Graphite  
**(XK)** Mahogany **(XJ)** Natural  
**(XH)** Navy #3 **(XD)** New Grey  
**(XF)** Nickel **(XN)** Off-White  
**(XL)** Rubytone **(XI)** Scarlett  
**(XC)** Smoke **(XE)** Taupe  
 (colors shown on website)

**G1 Ergo Select TS dimensional information: based on measurements with heavy duty multi-tilter mechanism**

	Distance between arms	Standard arm height	Seat depth range	Standard seat height
<b>Standard seat (S)</b> Heavy duty 4" lift (4L) & (H1) arms	16.0" - 21.5" = 5.5" adjustment 406mm - 546mm = 140mm adj.	7.3" - 11.4"	16.5" - 18.75" 419mm - 476mm	17.5" - 21.5"
<b>Generous seat (G)</b> Heavy duty 4" lift (4L) & (H1) arms	17.25" - 22.75" = 5.5" adjustment 438mm - 578mm = 140mm adj.	185mm - 290mm	17.25" - 19.5" 438mm - 495mm	444mm - 546mm

DESCRIPTION	FEATURES	MODEL #	STANDARD TEXTILE GRADES											
			1	2	3	4	5	6	7	8	9	10	11	12
 <p><b>Medium Back</b>                      COM: 1.65 YD   1.51 M                      Unit weight: 54 LB   24.5 KG                      Carton weight: 66 LB   29.94 KG                      Carton volume: 10.5 FT³   0.29 MT³</p>		<b>TS7331</b>	1252	1305	1349	1401	1485	1562	1640	1707	1791	1871	1978	2130
			<b>OVERALL DIMENSIONS</b>			<b>SEAT DIMENSIONS</b>			<b>BACK DIMENSIONS</b>					
			<b>W</b>	<b>D</b>	<b>H</b>	<b>W</b>	<b>D</b>	<b>H</b>	<b>W</b>	<b>H</b>				
			IN 24	21.5	42	18.5	15.5-18.5	17.5-21.5	19	22				
			MM 610	546	1067	470	394-470	445-546	483	559				
			<b>RTA 2</b>	1 per carton										
 <p><b>High Back</b>                      COM: 1.75 YD   1.6 M                      Unit weight: 56 LB   25.5 KG                      Carton weight: 68 LB   30.84 KG                      Carton volume: 10.5 FT³   0.29 MT³</p>		<b>TS7332</b>	1278	1334	1381	1436	1525	1607	1689	1761	1850	1934	2048	2209
			<b>OVERALL DIMENSIONS</b>			<b>SEAT DIMENSIONS</b>			<b>BACK DIMENSIONS</b>					
			<b>W</b>	<b>D</b>	<b>H</b>	<b>W</b>	<b>D</b>	<b>H</b>	<b>W</b>	<b>H</b>				
			IN 24.5	23	45.5	19.75	16.5-19.5	17.5-21.5	19	24.5				
			MM 622	584	1156	502	419-495	445-546	483	622				
			<b>RTA 2</b>	1 per carton										
 <p><b>Extended High Back</b>                      COM: 2 YD   1.83 M                      Unit weight: 56 LB   25.5 KG                      Carton weight: 69 LB   31.3 KG                      Carton volume: 11 FT³   0.31 MT³</p>		<b>TS7333</b>	1302	1366	1420	1483	1584	1678	1772	1854	1956	2052	2182	2366
			<b>OVERALL DIMENSIONS</b>			<b>SEAT DIMENSIONS</b>			<b>BACK DIMENSIONS</b>					
			<b>W</b>	<b>D</b>	<b>H</b>	<b>W</b>	<b>D</b>	<b>H</b>	<b>W</b>	<b>H</b>				
			IN 24.5	24	51	19.75	16.5-19.5	17.5-21.5	19	27				
			MM 622	610	1295	502	419-495	445-546	483	686				
			<b>RTA 2</b>	1 per carton										

**OBUSFORME COMFORT XL**



model 1251-0

model 1252-8



**Optional Memory Foam**  
See right for details.

**STANDARD FEATURES**

- ObusForme Comfort XL is a great addition to the ObusForme family and is recommended by chiropractors worldwide.
- Specifically intended for users of above average height and/or weight (not intended for average size users).
- All models provide additional height and/or seat depth, designed to meet the requirements of the large occupant chair (BIFMA X5.11).
- Features an elastomeric back support system that provides impressive comfortable support with no pressure points along the spine, with a compound curved back and seat.
- Standard seat foam is extra thick dual cushion with a soft top layer and a firmly supportive lower layer.
- Height, width and depth adjustable (**G3**) arms with self-skinned urethane (SSU) arm pads. Armcaps articulate inwards 30°.
- Standard with Global's high quality Soft Descent™ pneumatic lift which slowly and gently lowers the seat height of the chair making it easy to obtain the exact seat height you desire.
- Vari-Width (**WA**) width adjustable arm extensions are standard when chair is ordered with adjustable arms. Allows the arms to move away from the seat by 2" on each side to allow space if desired for broader hip widths.

- Side activated sliding seat depth adjustment is standard on all models.
- Vertical back height ratchet adjustment of 5.25" is standard on all models.
- Five prong, injection molded, fiberglass reinforced nylon base (28" in diameter) in Black only with dual wheel carpet casters (**C65**).
- All models are rated for 400 lbs.
- All models ship fully assembled in the box.
- Upholstery options: fabric, vinyl or leather. Vinyl and leather models may feature stitch detail across the seat and/or back cushions, if applicable.

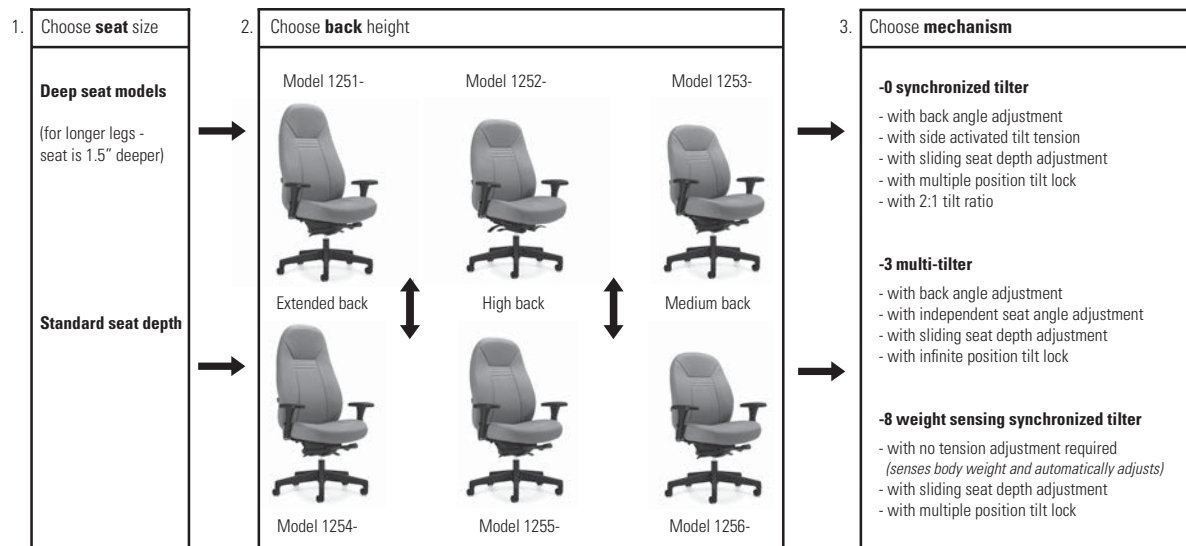
**OPTIONAL FEATURES**

- For hard surface flooring casters, please specify (**C65R**). Add \$21.

For ObusForme Comfort Heavy Duty TS (three shift) models, please refer to page 321

**Big & Tall ObusForme Comfort XL: Product Map**

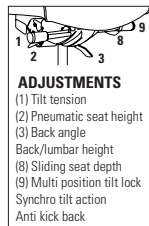
For users of above average height or weight



**DESCRIPTION      FEATURES      MODEL #      STANDARD TEXTILE GRADES**



**Extended Back Synchro-Tilter w/Back Angle Adj.**  
COM: 2.75 YD | 2.51 M  
Unit weight: 58 LB | 26.4 KG  
Carton weight: 69 LB | 31.3 KG  
Carton volume: 26 FT<sup>3</sup> | 0.73 MT<sup>3</sup>



**ADJUSTMENTS**  
(1) Tilt tension  
(2) Pneumatic seat height  
(3) Back angle  
Back/lumbar height  
(8) Sliding seat depth  
(9) Multi position tilt lock  
Synchro tilt action  
Anti kick back


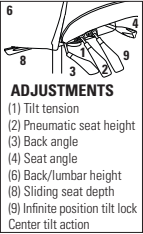

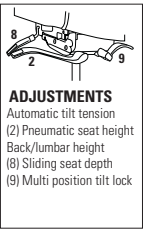

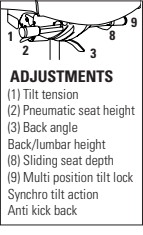

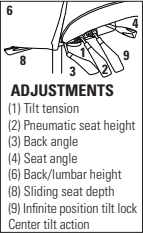

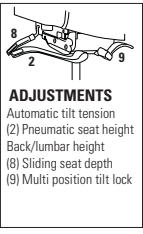
Extra tall/wide back. Wide/deep seat.

Ergonomic features:  
A, B, C, D, E, G, H, L, M, N, Q, R, U

MODEL #	STANDARD TEXTILE GRADES											
	1	2	3	4	5	6	7	8	9	10	11	12
1251-0	1286	1374	1448	1534	1674	1803	1932	2045	2185	2317	2496	2749

	OVERALL DIMENSIONS			SEAT DIMENSIONS			BACK DIMENSIONS	
	W	D	H	W	D	H	W	H
IN	28	26	53	23.5	19-22	17-21	22	31-36.25
MM	711	660	1346	597	483-559	432-533	559	787-921

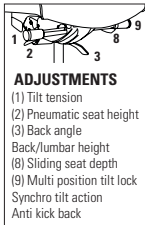
**RTA 00**      1 per carton

DESCRIPTION	FEATURES	MODEL#	STANDARD TEXTILE GRADES														
			1	2	3	4	5	6	7	8	9	10	11	12			
 <p><b>Extended Back Multi-Tilter</b>                      COM: 2.75 YD   2.51 M                      Unit weight: 60 LB   27.3 KG                      Carton weight: 71 LB   32.21 KG                      Carton volume: 26 FT<sup>3</sup>   0.73 MT<sup>3</sup></p>	 <p><b>ADJUSTMENTS</b>                      (1) Tilt tension                      (2) Pneumatic seat height                      (3) Back angle                      (4) Seat angle                      (6) Back/lumbar height                      (8) Sliding seat depth                      (9) Infinite position tilt lock                      Center tilt action</p>	<p>Extra tall/wide back. Wide/deep seat.</p> <p>Ergonomic features:                      A, B, C, D, E, F, G, H, M, N, Q, R, S, U</p>	1251-3	1286	1374	1448	1534	1674	1803	1932	2045	2185	2317	2496	2749		
			<b>OVERALL DIMENSIONS</b>			<b>SEAT DIMENSIONS</b>			<b>BACK DIMENSIONS</b>								
			<b>W</b>	<b>D</b>	<b>H</b>	<b>W</b>	<b>D</b>	<b>H</b>	<b>W</b>	<b>H</b>							
			IN 28	26	53	23.5	19-22	17-21	22	31-36.25							
MM 711	660	1346	597	483-559	432-533	559	787-921										
			<b>RTA 00</b>	1 per carton													
 <p><b>Extended Back Weight Sensing Synchro-Tilter</b>                      COM: 2.75 YD   2.51 M                      Unit weight: 55 LB   25 KG                      Carton weight: 66 LB   29.94 KG                      Carton volume: 26 FT<sup>3</sup>   0.73 MT<sup>3</sup></p>	 <p><b>ADJUSTMENTS</b>                      Automatic tilt tension                      (2) Pneumatic seat height                      Back/lumbar height                      (8) Sliding seat depth                      (9) Multi position tilt lock</p>	<p>Extra tall/wide back. Wide/deep seat.</p> <p>Ergonomic features:                      A, B, C, D, E, H, L, M, N, Q, R, U</p>	1251-8	1286	1374	1448	1534	1674	1803	1932	2045	2185	2317	2496	2749		
			<b>OVERALL DIMENSIONS</b>			<b>SEAT DIMENSIONS</b>			<b>BACK DIMENSIONS</b>								
			<b>W</b>	<b>D</b>	<b>H</b>	<b>W</b>	<b>D</b>	<b>H</b>	<b>W</b>	<b>H</b>							
			IN 28	26	53	23.5	19-22	17-22	22	31-36.25							
MM 711	660	1346	597	483-559	432-559	559	787-921										
			<b>RTA 00</b>	1 per carton													
 <p><b>High Back Synchro-Tilter w/ Back Angle Adj.</b>                      COM: 2.5 YD   2.29 M                      Unit weight: 55 LB   25 KG                      Carton weight: 66.5 LB   30.16 KG                      Carton volume: 24.5 FT<sup>3</sup>   0.69 MT<sup>3</sup></p>	 <p><b>ADJUSTMENTS</b>                      (1) Tilt tension                      (2) Pneumatic seat height                      (3) Back angle                      Back/lumbar height                      (8) Sliding seat depth                      (9) Multi position tilt lock                      Synchro tilt action                      Anti kick back</p>	<p>High/wide back. Wide/deep seat.</p> <p>Ergonomic features:                      A, B, C, D, E, G, H, L, M, N, Q, R, U</p>	1252-0	1225	1305	1373	1450	1578	1695	1813	1915	2043	2163	2325	2555		
			<b>OVERALL DIMENSIONS</b>			<b>SEAT DIMENSIONS</b>			<b>BACK DIMENSIONS</b>								
			<b>W</b>	<b>D</b>	<b>H</b>	<b>W</b>	<b>D</b>	<b>H</b>	<b>W</b>	<b>H</b>							
			IN 28	26	48.5	23.5	19-22	17-21	22	26.5-31.75							
MM 711	660	1232	597	483-559	432-533	559	673-806										
			<b>RTA 00</b>	1 per carton													
 <p><b>High Back Multi-Tilter</b>                      COM: 2.5 YD   2.29 M                      Unit weight: 57 LB   25.9 KG                      Carton weight: 68.5 LB   31.07 KG                      Carton volume: 24.5 FT<sup>3</sup>   0.69 MT<sup>3</sup></p>	 <p><b>ADJUSTMENTS</b>                      (1) Tilt tension                      (2) Pneumatic seat height                      (3) Back angle                      (4) Seat angle                      (6) Back/lumbar height                      (8) Sliding seat depth                      (9) Infinite position tilt lock                      Center tilt action</p>	<p>High/wide back. Wide/deep seat.</p> <p>Ergonomic features:                      A, B, C, D, E, F, G, H, M, N, Q, R, S, U</p>	1252-3	1225	1305	1373	1450	1578	1695	1813	1915	2043	2163	2325	2555		
			<b>OVERALL DIMENSIONS</b>			<b>SEAT DIMENSIONS</b>			<b>BACK DIMENSIONS</b>								
			<b>W</b>	<b>D</b>	<b>H</b>	<b>W</b>	<b>D</b>	<b>H</b>	<b>W</b>	<b>H</b>							
			IN 28	26	48.5	23.5	19-22	17-21	22	26.5-31.75							
MM 711	660	1232	597	483-559	432-533	559	673-806										
			<b>RTA 00</b>	1 per carton													
 <p><b>High Back Weight Sensing Synchro-Tilter</b>                      COM: 2.5 YD   2.29 M                      Unit weight: 52 LB   23.6 KG                      Carton weight: 63.5 LB   28.8 KG                      Carton volume: 24.5 FT<sup>3</sup>   0.69 MT<sup>3</sup></p>	 <p><b>ADJUSTMENTS</b>                      Automatic tilt tension                      (2) Pneumatic seat height                      Back/lumbar height                      (8) Sliding seat depth                      (9) Multi position tilt lock</p>	<p>High/wide back. Wide/deep seat.</p> <p>Ergonomic features:                      A, B, C, D, E, H, L, M, N, Q, R, U</p>	1252-8	1225	1305	1373	1450	1578	1695	1813	1915	2043	2163	2325	2555		
			<b>OVERALL DIMENSIONS</b>			<b>SEAT DIMENSIONS</b>			<b>BACK DIMENSIONS</b>								
			<b>W</b>	<b>D</b>	<b>H</b>	<b>W</b>	<b>D</b>	<b>H</b>	<b>W</b>	<b>H</b>							
			IN 28	26	48.5	23.5	19-22	17-22	22	26.5-31.75							
MM 711	660	1232	597	483-559	432-559	559	673-806										
			<b>RTA 00</b>	1 per carton													

DESCRIPTION	FEATURES	MODEL#	STANDARD TEXTILE GRADES											
			1	2	3	4	5	6	7	8	9	10	11	12



**Mid Back Synchro-Tilter w/Back Angle Adj.**  
 COM: 2.5 YD | 2.29 M  
 Unit weight: 52 LB | 23.6 KG  
 Carton weight: 63 LB | 28.58 KG  
 Carton volume: 22.5 FT³ | 0.63 MT³



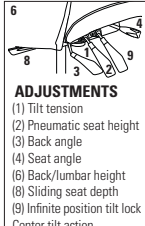
Mid/wide back. Wide/deep seat.  
 Ergonomic features:  
 A, B, C, D, E, G, H, L, M, N, Q, R, U

MODEL#	1	2	3	4	5	6	7	8	9	10	11	12
1253-0	1166	1246	1314	1391	1519	1636	1754	1856	1984	2104	2266	2496

	OVERALL DIMENSIONS			SEAT DIMENSIONS			BACK DIMENSIONS					
	W	D	H	W	D	H	W	H				
IN	28	26	44.5	23.5	19-22	17-21	22	22-27.25				
MM	711	660	1130	597	483-559	432-533	559	559-692				
<b>RTA 00</b>				1 per carton								



**Mid Back Multi-Tilter**  
 COM: 2.5 YD | 2.29 M  
 Unit weight: 54 LB | 24.5 KG  
 Carton weight: 65 LB | 29.48 KG  
 Carton volume: 22.5 FT³ | 0.63 MT³



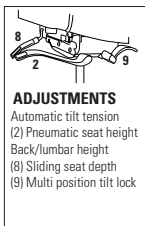
Mid/wide back. Wide/deep seat.  
 Ergonomic features:  
 A, B, C, D, E, F, G, H, M, N, Q, R, S, U

MODEL#	1	2	3	4	5	6	7	8	9	10	11	12
1253-3	1166	1246	1314	1391	1519	1636	1754	1856	1984	2104	2266	2496

	OVERALL DIMENSIONS			SEAT DIMENSIONS			BACK DIMENSIONS					
	W	D	H	W	D	H	W	H				
IN	28	26	44.5	23.5	19-22	17-21	22	22-27.25				
MM	711	660	1130	597	483-559	432-533	559	559-692				
<b>RTA 00</b>				1 per carton								



**Mid Back Weight Sensing Synchro-Tilter**  
 COM: 2.5 YD | 2.29 M  
 Unit weight: 49 LB | 22.3 KG  
 Carton weight: 60 LB | 27.22 KG  
 Carton volume: 22.5 FT³ | 0.63 MT³



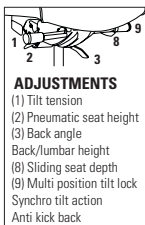
Mid/wide back. Wide/deep seat.  
 Ergonomic features:  
 A, B, C, D, E, H, L, M, N, Q, R, U

MODEL#	1	2	3	4	5	6	7	8	9	10	11	12
1253-8	1166	1246	1314	1391	1519	1636	1754	1856	1984	2104	2266	2496

	OVERALL DIMENSIONS			SEAT DIMENSIONS			BACK DIMENSIONS					
	W	D	H	W	D	H	W	H				
IN	28	26	44.5	23.5	19-22	17-22	22	22-27.25				
MM	711	660	1130	597	483-559	432-559	559	559-692				
<b>RTA 00</b>				1 per carton								



**Extended Back Synchro-Tilter w/Back Angle Adj.**  
 COM: 2.75 YD | 2.51 M  
 Unit weight: 57 LB | 25.9 KG  
 Carton weight: 68 LB | 30.84 KG  
 Carton volume: 26 FT³ | 0.73 MT³



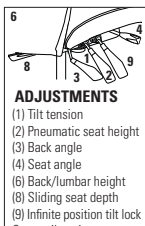
Extra tall/wide back. Wide seat/std depth.  
 Ergonomic features:  
 A, B, C, D, E, G, H, L, M, N, Q, R, U

MODEL#	1	2	3	4	5	6	7	8	9	10	11	12
1254-0	1225	1313	1387	1473	1613	1742	1871	1984	2124	2256	2435	2688

	OVERALL DIMENSIONS			SEAT DIMENSIONS			BACK DIMENSIONS					
	W	D	H	W	D	H	W	H				
IN	28	24.5	53	23.5	17-22	17-21	22	31-36.25				
MM	711	622	1346	597	432-559	432-533	559	787-921				
<b>RTA 00</b>				1 per carton								




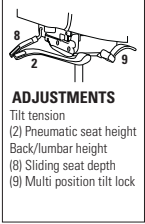

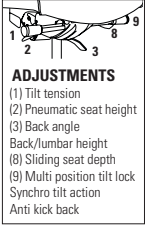

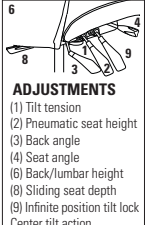

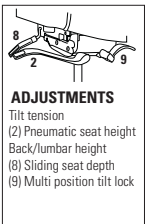

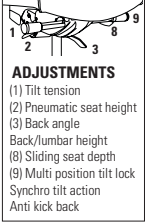
**Extended Back Multi-Tilter**  
 COM: 2.75 YD | 2.51 M  
 Unit weight: 59 LB | 26.8 KG  
 Carton weight: 70 LB | 31.75 KG  
 Carton volume: 26 FT³ | 0.73 MT³



Extra tall/wide back. Wide seat/std depth.  
 Ergonomic features:  
 A, B, C, D, E, F, G, H, M, N, Q, R, S, U

MODEL#	1	2	3	4	5	6	7	8	9	10	11	12
1254-3	1225	1313	1387	1473	1613	1742	1871	1984	2124	2256	2435	2688

	OVERALL DIMENSIONS			SEAT DIMENSIONS			BACK DIMENSIONS					
	W	D	H	W	D	H	W	H				
IN	28	24.5	53	23.5	17-20	17-21	22	31-36.25				
MM	711	622	1346	597	432-508	432-533	559	787-921				
<b>RTA 00</b>				1 per carton								

DESCRIPTION	FEATURES	MODEL#	STANDARD TEXTILE GRADES														
			1	2	3	4	5	6	7	8	9	10	11	12			
 <p><b>Extended Back Weight Sensing Synchro-Tilter</b>                      COM: 2.75 YD   2.51 M                      Unit weight: 54 LB   24.5 KG                      Carton weight: 65 LB   29.48 KG                      Carton volume: 26 FT³   0.73 MT³</p>	 <p><b>ADJUSTMENTS</b>                      Tilt tension                      (2) Pneumatic seat height                      Back/lumbar height                      (8) Sliding seat depth                      (9) Multi position tilt lock</p>	Extra tall/wide back. Wide seat/std depth.  Ergonomic features: A, B, C, D, E, H, L, M, N, Q, R, U	1254-8	1225	1313	1387	1473	1613	1742	1871	1984	2124	2256	2435	2688		
			<b>OVERALL DIMENSIONS</b>			<b>SEAT DIMENSIONS</b>			<b>BACK DIMENSIONS</b>								
			<b>W</b>	<b>D</b>	<b>H</b>	<b>W</b>	<b>D</b>	<b>H</b>	<b>W</b>	<b>H</b>							
			IN 28	24.5	53	23.5	17-20	17-22	22	31-36.25							
MM 711	622	1346	597	432-508	432-559	559	787-921										
			<b>RTA 00</b>	1 per carton													
 <p><b>High Back Synchro-Tilter w/Back Angle Adj.</b>                      COM: 2.5 YD   2.29 M                      Unit weight: 54 LB   24.5 KG                      Carton weight: 65.5 LB   29.71 KG                      Carton volume: 24.5 FT³   0.69 MT³</p>	 <p><b>ADJUSTMENTS</b>                      (1) Tilt tension                      (2) Pneumatic seat height                      (3) Back angle                      Back/lumbar height                      (8) Sliding seat depth                      (9) Multi position tilt lock                      Synchro tilt action                      Anti kick back</p>	High/wide back. Wide seat/std depth.  Ergonomic features: A, B, C, D, E, G, H, L, M, N, Q, R, U	1255-0	1166	1246	1314	1391	1519	1636	1754	1856	1984	2104	2266	2496		
			<b>OVERALL DIMENSIONS</b>			<b>SEAT DIMENSIONS</b>			<b>BACK DIMENSIONS</b>								
			<b>W</b>	<b>D</b>	<b>H</b>	<b>W</b>	<b>D</b>	<b>H</b>	<b>W</b>	<b>H</b>							
			IN 28	24.5	48.5	23.5	17-20	17-21	22	26.5-31.75							
MM 711	622	1232	597	432-508	432-533	559	673-806										
			<b>RTA 00</b>	1 per carton													
 <p><b>High Back Multi-Tilter</b>                      COM: 2.5 YD   2.29 M                      Unit weight: 56 LB   25.5 KG                      Carton weight: 67.5 LB   30.62 KG                      Carton volume: 24.5 FT³   0.69 MT³</p>	 <p><b>ADJUSTMENTS</b>                      (1) Tilt tension                      (2) Pneumatic seat height                      (3) Back angle                      (4) Seat angle                      (6) Back/lumbar height                      (8) Sliding seat depth                      (9) Infinite position tilt lock                      Center tilt action</p>	High/wide back. Wide seat/std depth.  Ergonomic features: A, B, C, D, E, F, G, H, M, N, Q, R, S, U	1255-3	1166	1246	1314	1391	1519	1636	1754	1856	1984	2104	2266	2496		
			<b>OVERALL DIMENSIONS</b>			<b>SEAT DIMENSIONS</b>			<b>BACK DIMENSIONS</b>								
			<b>W</b>	<b>D</b>	<b>H</b>	<b>W</b>	<b>D</b>	<b>H</b>	<b>W</b>	<b>H</b>							
			IN 28	24.5	48.5	23.5	17-20	17-21	22	26.5-31.75							
MM 711	622	1232	597	432-508	432-533	559	673-806										
			<b>RTA 00</b>	1 per carton													
 <p><b>High Back Weight Sensing Synchro-Tilter</b>                      COM: 2.5 YD   2.29 M                      Unit weight: 51 LB   23.2 KG                      Carton weight: 62.5 LB   28.35 KG                      Carton volume: 24.5 FT³   0.69 MT³</p>	 <p><b>ADJUSTMENTS</b>                      Tilt tension                      (2) Pneumatic seat height                      Back/lumbar height                      (8) Sliding seat depth                      (9) Multi position tilt lock</p>	High/wide back. Wide seat/std depth.  Ergonomic features: A, B, C, D, E, H, L, M, N, Q, R, U	1255-8	1166	1246	1314	1391	1519	1636	1754	1856	1984	2104	2266	2496		
			<b>OVERALL DIMENSIONS</b>			<b>SEAT DIMENSIONS</b>			<b>BACK DIMENSIONS</b>								
			<b>W</b>	<b>D</b>	<b>H</b>	<b>W</b>	<b>D</b>	<b>H</b>	<b>W</b>	<b>H</b>							
			IN 28	24.5	48.5	23.5	17-20	17-22	22	26.5-31.75							
MM 711	622	1232	597	432-508	432-559	559	673-806										
			<b>RTA 00</b>	1 per carton													
 <p><b>Mid Back Synchro-Tilter w/ Back Angle Adj.</b>                      COM: 2.5 YD   2.29 M                      Unit weight: 51 LB   23.2 KG                      Carton weight: 62 LB   28.12 KG                      Carton volume: 22.5 FT³   0.63 MT³</p>	 <p><b>ADJUSTMENTS</b>                      (1) Tilt tension                      (2) Pneumatic seat height                      (3) Back angle                      Back/lumbar height                      (8) Sliding seat depth                      (9) Multi position tilt lock                      Synchro tilt action                      Anti kick back</p>	Mid/wide back. Wide seat/std depth.  Ergonomic features: A, B, C, D, E, G, H, L, M, N, Q, R, U	1256-0	1107	1187	1255	1332	1460	1577	1695	1797	1925	2045	2207	2437		
			<b>OVERALL DIMENSIONS</b>			<b>SEAT DIMENSIONS</b>			<b>BACK DIMENSIONS</b>								
			<b>W</b>	<b>D</b>	<b>H</b>	<b>W</b>	<b>D</b>	<b>H</b>	<b>W</b>	<b>H</b>							
			IN 28	24.5	44.5	23.5	17-20	17-21	22	22-27.25							
MM 711	622	1130	597	432-508	432-533	559	559-692										
			<b>RTA 00</b>	1 per carton													



## ROBUST



model 2527



model 2526




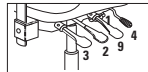


**Optional Memory Foam**  
See right for details.

## STANDARD FEATURES

- Heavy duty chair rated for multi-shift users up to 500 lbs.
- Standard with a six prong, oval tubular steel base (32" in diameter) in Black only.
- Standard with a solid steel loop style arm. The arm is vinyl dipped to be warm to the touch and impact absorbent.
- Arms are width adjustable for an extra 2" on each side, providing additional room and comfort for users.
- Side tension adjustment can be reached from a seated position.
- Standard with Ultracell high density, highly resilient foam on seat and back.
- Large diameter 3" Black casters provide easier mobility. Casters are suitable for hard surface flooring or carpet.
- For 24 hour application, Global's Limited Lifetime Warranty is applicable only on fabrics that are rated for 100,000 double rubs.
- Upholstery options: fabric only.  
Robust has a two-tone fabric combination; chosen fabric + Black trim.

## OPTIONAL FEATURES

- There are no caster or arm options for this series.
- Optional abrasion resistant outer back fabric (polyester) is available. Resistant to impact damage. Available in Black only. Please specify **(BKB)**. Add \$9.


DESCRIPTION	FEATURES	MODEL #	STANDARD TEXTILE GRADES																																						
 <p><b>HB Heavy Duty Multi-Tilter w/Headrest</b> COM: 3.25 YD   2.97 M Unit weight: 92 LB   41.8 KG Carton weight: 118 LB   53.52 KG Carton volume: 33.5 FT<sup>3</sup>   0.94 MT<sup>3</sup></p>	 <p><b>ADJUSTMENTS</b> (1) Tilt tension (2) Pneumatic seat height (3) Back angle (4) Seat angle (9) Infinite position tilt lock Center tilt action</p> <p>Ergonomic features: A, B, C, F, G, M, N, Q, S</p>		1	2	3	4	5	6	7	8	9	10	11	12																											
		<b>2526</b>	-	2418	2506	2607	2772	2925	3078	3211	3377	3533	3744	4043																											
		<p><b>OVERALL DIMENSIONS</b></p> <table border="1"> <thead> <tr> <th></th> <th>W</th> <th>D</th> <th>H</th> </tr> </thead> <tbody> <tr> <td>IN</td> <td>29</td> <td>27.5</td> <td>50.5</td> </tr> <tr> <td>MM</td> <td>737</td> <td>699</td> <td>1283</td> </tr> </tbody> </table>				W	D	H	IN	29	27.5	50.5	MM	737	699	1283	<p><b>SEAT DIMENSIONS</b></p> <table border="1"> <thead> <tr> <th></th> <th>W</th> <th>D</th> <th>H</th> </tr> </thead> <tbody> <tr> <td>IN</td> <td>25</td> <td>20</td> <td>16.5-20.5</td> </tr> <tr> <td>MM</td> <td>648</td> <td>508</td> <td>419-521</td> </tr> </tbody> </table>				W	D	H	IN	25	20	16.5-20.5	MM	648	508	419-521	<p><b>BACK DIMENSIONS</b></p> <table border="1"> <thead> <tr> <th></th> <th>W</th> <th>H</th> </tr> </thead> <tbody> <tr> <td>IN</td> <td>22</td> <td>30</td> </tr> <tr> <td>MM</td> <td>559</td> <td>762</td> </tr> </tbody> </table>				W	H	IN	22	30	MM
	W	D	H																																						
IN	29	27.5	50.5																																						
MM	737	699	1283																																						
	W	D	H																																						
IN	25	20	16.5-20.5																																						
MM	648	508	419-521																																						
	W	H																																							
IN	22	30																																							
MM	559	762																																							
<p><b>RTA 00</b> 1 per carton</p>																																									
 <p><b>MB Heavy Duty Multi-Tilter</b> COM: 3 YD   2.74 M Unit weight: 90 LB   40.9 KG Carton weight: 114 LB   51.71 KG Carton volume: 29.5 FT<sup>3</sup>   0.84 MT<sup>3</sup></p>	 <p><b>ADJUSTMENTS</b> (1) Tilt tension (2) Pneumatic seat height (3) Back angle (4) Seat angle (9) Infinite position tilt lock Center tilt action</p> <p>Ergonomic features: A, B, C, F, G, M, N, Q, S</p>		1	2	3	4	5	6	7	8	9	10	11	12																											
		<b>2527</b>	-	2240	2321	2414	2567	2708	2849	2972	3125	3269	3464	3740																											
		<p><b>OVERALL DIMENSIONS</b></p> <table border="1"> <thead> <tr> <th></th> <th>W</th> <th>D</th> <th>H</th> </tr> </thead> <tbody> <tr> <td>IN</td> <td>29</td> <td>26.5</td> <td>42.5</td> </tr> <tr> <td>MM</td> <td>737</td> <td>673</td> <td>1080</td> </tr> </tbody> </table>				W	D	H	IN	29	26.5	42.5	MM	737	673	1080	<p><b>SEAT DIMENSIONS</b></p> <table border="1"> <thead> <tr> <th></th> <th>W</th> <th>D</th> <th>H</th> </tr> </thead> <tbody> <tr> <td>IN</td> <td>25</td> <td>20</td> <td>16.5-20.5</td> </tr> <tr> <td>MM</td> <td>648</td> <td>508</td> <td>419-521</td> </tr> </tbody> </table>				W	D	H	IN	25	20	16.5-20.5	MM	648	508	419-521	<p><b>BACK DIMENSIONS</b></p> <table border="1"> <thead> <tr> <th></th> <th>W</th> <th>H</th> </tr> </thead> <tbody> <tr> <td>IN</td> <td>22</td> <td>24</td> </tr> <tr> <td>MM</td> <td>559</td> <td>610</td> </tr> </tbody> </table>				W	H	IN	22	24	MM
	W	D	H																																						
IN	29	26.5	42.5																																						
MM	737	673	1080																																						
	W	D	H																																						
IN	25	20	16.5-20.5																																						
MM	648	508	419-521																																						
	W	H																																							
IN	22	24																																							
MM	559	610																																							
<p><b>RTA 00</b> 1 per carton</p>																																									



SAXON



model 2512-3



**Arm Feature**  
Arms are designed to flip up and down to accommodate people wearing equipment belts.

STANDARD FEATURES

- Rated for multi-shift use by persons up to 350 lbs.
- Standard with a dual cushion Ultracell foam seat and heavily padded back for exceptional comfort.
- Abrasion resistant outer back fabric (polyester) is standard. Resistant to impact damage. Available in Black only.
- Standard with (VL) fold up arms. Arms fold up and down to accommodate users who wear equipment belts, such as police officers and 911 operators.
- Standard with ratchet back height adjustment (2.25").
- Side activated sliding seat depth adjustment is standard.
- For 24 hour application, Global's Limited Lifetime Warranty is applicable only on fabrics that are rated for 100,000 double rubs.
- Back support upright is 3" wide for extra strength.
- Five prong, injection molded, fiberglass reinforced nylon Black base with dual wheel carpet casters (C10).
- Upholstery options: fabric and vinyl only. Vinyl models may feature stitch detail across the seat and/or back cushions, if applicable.

OPTIONAL FEATURES

- For hard surface flooring casters, please specify (C10R). Add \$20.
- For additional arm/caster options, please refer to the Arm and Caster section (page 335). *Optional casters may be priced higher than the standard casters for your chair and the difference will be charged. Lower priced optional casters will not be credited.*

DESCRIPTION



**HB Heavy Duty Multi-Tilter**  
COM: 2.25 YD | 2.06 M  
Unit weight: 53 LB | 24.1 KG  
Carton weight: 60 LB | 27.22 KG  
Carton volume: 13 FT<sup>3</sup> | 0.36 M<sup>3</sup>

FEATURES



**ADJUSTMENTS**  
(1) Tilt tension  
(2) Pneumatic seat height  
(3) Back angle  
(4) Seat angle  
(6) Back/lumbar height  
Sliding seat depth  
(9) Infinite position tilt lock  
Center tilt action

Ergonomic features:  
A, B, C, D, E, F, G, H, M, N, Q, S

MODEL #

STANDARD TEXTILE GRADES

	1	2	3	4	5	6	7	8	9	10	11	12
<b>2512-3</b>	-	1530	1591	1661	1775	1881	1987	2079	2194	2302	2448	2655

	OVERALL DIMENSIONS			SEAT DIMENSIONS			BACK DIMENSIONS	
	W	D	H	W	D	H	W	H
IN	27.5	25	39.5	22.5	19-21.5	18-22	20	19.5-22
MM	699	635	1003	572	483-546	457-559	508	495-559

**RTA 2** 1 per carton

## VION TS



model TS6321-3



model TS6331-3

VION FINISHES - TASK SEATING				
Back Frame	Base	SPECIFY CODE	Arm Options	SPECIFY CODE
Black	Black	BLK	Adjustable "T" arm (Black) Adjustable "T" arm, fixed armcap (Black) Adjustable "T" arm (Black, Chrome accent) Adj. "T" arm, fixed armcap (Black, Chrome accent)	AS AF AC AD
	Polished aluminum	BAU   Add \$131		
Shadow	Shadow	SHW   Add \$131	Adjustable "T" arm (Shadow) Adjustable "T" arm, fixed armcap (Shadow) Adjustable "T" arm (Shadow, Chrome accent) Adj. "T" arm, fixed armcap (Shadow, Chrome accent)	SHA SHF FC CF
	Polished aluminum	SAU   Add \$131		
Fog	Fog	FOG   Add \$131	Adjustable "T" arm (Fog) Adjustable "T" arm, fixed armcap (Fog) Adjustable "T" arm (Fog, Chrome accent) Adj. "T" arm, fixed armcap (Fog, Chrome accent)	FA FF FC CF
	Polished aluminum	FAU   Add \$131	Fixed "C" arm (Black) Fixed "C" arm (Shadow) Fixed "C" arm (Fog) Fixed "C" arm (polished aluminum)	C SHC CC CA   Add \$111


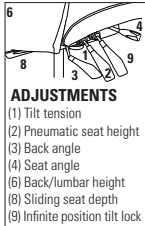


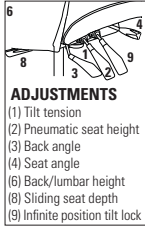

\* All arms have Black SSU armcaps.

## STANDARD FEATURES

- TS models are available within the standard Vion series. TS stands for "three shift" and each of the TS models are rated for 24/7 applications as well as weight rated up to 350 lbs.
- Multi-tilter models feature a heavy duty mechanism.
- Multi-tilters are standard with pneumatic seat height. Forward and rearward seat tilt with infinite lock and free floating back angle control. Tilt tension control.
- Side activated sliding seat depth adjustment is standard on multi-tilters.
- All models are standard with either Ultracell or molded heavy duty seat foam.
- All models have a heavy duty 3" wide back upright.
- Five prong, injection molded, fiberglass reinforced nylon Governor base (B7) with dual wheel carpet casters (C1).
- Standard with height and width adjustable T-arms with sliding armcaps.
- Mesh back models are available in ten standard Vion Mesh colors: Aqua (MS75), Black (MS69), Black Cherry (MS76), Blue (MS72), Dust (MS77), Ivory (MS78), Natural (MS74), Paprika (MS79), Rope (MS73) and Stone (MS71).
- For 24 hour applications, Global's Limited Lifetime Warranty is applicable only on fabrics that are rated for 100,000 double rubs.
- Upholstery options: fabric, vinyl or leather. Vinyl and leather models may feature stitch detail across the seat and/or back cushions, if applicable. Grade 2 and above textiles are recommended for 24/7 applications.
- Upholstered back models feature Black fabric (Jenny JN02) on the back side.

## OPTIONAL FEATURES

- Vion back frames, arms and bases are available in three colors: Black, Shadow and Fog. See Vion finishes chart for options and upcharges. Armcaps are always Black.
- Mesh back models are also available in ten Dimension Mesh colors: Berry (DBE), Black (DBK), Chalk (DCL), Charcoal (DCH), Citrus (DCT), Cobalt (DCO), Fog (DST), Pool Blue (DPB), Sand (DSD), Shadow (DGM). Add \$25.
- Upholstered back models offer a Matching Outer (MO) upholstery option. Due to the additional material needed, these models are listed separately and are priced differently than the standard upholstered back models.
- Optional lumbar pad can be added at time of order, please specify (LS). Add \$17. Lumbar pad can also be ordered after sale as a kit, specify model 6339, add \$33. The lumbar pad is adjustable up to 3".
- Seat available in memory foam, please specify (MF). Add \$106.
- Petite seat models (2" shorter and 2" narrower than the standard size seat) are available. Please specify by adding (P) to the model code. No upcharge.
- For hard surface flooring casters, please specify (C9R). Add \$21.

DESCRIPTION	FEATURES	MODEL #	STANDARD TEXTILE GRADES																																											
			1	2	3	4	5	6	7	8	9	10	11	12																																
 <p><b>Vion TS</b> <b>HB Heavy Duty Multi-Tilter - Mesh Back</b> COM: 1 YD   0.91 M Unit weight: 50 LB   22.7 KG Carton weight: 62 LB   28.12 KG Carton volume: 10.5 FT<sup>3</sup>   0.29 MT<sup>3</sup></p>	 <p><b>ADJUSTMENTS</b> (1) Tilt tension (2) Pneumatic seat height (3) Back angle (4) Seat angle (6) Back/lumbar height (8) Sliding seat depth (9) Infinite position tilt lock</p> <p>Ergonomic features: A, B, C, E, F, G, H, M, N, Q, U, S</p>	<b>TS6321-3</b>	1340	1372	1399	1430	1481	1528	1575	1616	1667	1715	1780	1872																																
		<table border="1"> <thead> <tr> <th colspan="3">OVERALL DIMENSIONS</th> <th colspan="3">SEAT DIMENSIONS</th> <th colspan="2">BACK DIMENSIONS</th> </tr> <tr> <th>W</th><th>D</th><th>H</th> <th>W</th><th>D</th><th>H</th> <th>W</th><th>H</th> </tr> </thead> <tbody> <tr> <td>IN 25.5</td><td>24</td><td>41</td> <td>20</td><td>17-19.5</td><td>17.5-21.5</td> <td>18.5</td><td>23</td> </tr> <tr> <td>MM 648</td><td>610</td><td>1041</td> <td>508</td><td>432-495</td><td>445-546</td> <td>470</td><td>584</td> </tr> </tbody> </table> <p>RTA 2  1 per carton</p>	OVERALL DIMENSIONS			SEAT DIMENSIONS			BACK DIMENSIONS		W	D	H	W	D	H	W	H	IN 25.5	24	41	20	17-19.5	17.5-21.5	18.5	23	MM 648	610	1041	508	432-495	445-546	470	584												
		OVERALL DIMENSIONS			SEAT DIMENSIONS			BACK DIMENSIONS																																						
W	D	H	W	D	H	W	H																																							
IN 25.5	24	41	20	17-19.5	17.5-21.5	18.5	23																																							
MM 648	610	1041	508	432-495	445-546	470	584																																							
 <p><b>Vion TS</b> <b>MB Heavy Duty Multi-Tilter - Mesh Back</b> COM: 1 YD   0.91 M Unit weight: 48 LB   21.8 KG Carton weight: 60 LB   27.22 KG Carton volume: 10.5 FT<sup>3</sup>   0.29 MT<sup>3</sup></p>	 <p><b>ADJUSTMENTS</b> (1) Tilt tension (2) Pneumatic seat height (3) Back angle (4) Seat angle (6) Back/lumbar height (8) Sliding seat depth (9) Infinite position tilt lock</p> <p>Ergonomic features: A, B, C, E, F, G, H, M, N, Q, U, S</p>	<b>TS6322-3</b>	1279	1311	1338	1369	1420	1467	1514	1555	1606	1654	1719	1811																																
		<table border="1"> <thead> <tr> <th colspan="3">OVERALL DIMENSIONS</th> <th colspan="3">SEAT DIMENSIONS</th> <th colspan="2">BACK DIMENSIONS</th> </tr> <tr> <th>W</th><th>D</th><th>H</th> <th>W</th><th>D</th><th>H</th> <th>W</th><th>H</th> </tr> </thead> <tbody> <tr> <td>IN 25.5</td><td>24</td><td>39</td> <td>20</td><td>17-19.5</td><td>17.5-21.5</td> <td>18.5</td><td>21</td> </tr> <tr> <td>MM 648</td><td>610</td><td>991</td> <td>508</td><td>432-495</td><td>445-546</td> <td>470</td><td>533</td> </tr> </tbody> </table> <p>RTA 2  1 per carton</p>	OVERALL DIMENSIONS			SEAT DIMENSIONS			BACK DIMENSIONS		W	D	H	W	D	H	W	H	IN 25.5	24	39	20	17-19.5	17.5-21.5	18.5	21	MM 648	610	991	508	432-495	445-546	470	533												
		OVERALL DIMENSIONS			SEAT DIMENSIONS			BACK DIMENSIONS																																						
W	D	H	W	D	H	W	H																																							
IN 25.5	24	39	20	17-19.5	17.5-21.5	18.5	21																																							
MM 648	610	991	508	432-495	445-546	470	533																																							

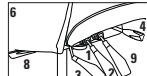
DESCRIPTION FEATURES MODEL# STANDARD TEXTILE GRADES



Vion TS

**HB Heavy Duty Multi-Tilter - Upholstered Back**

COM: 1.25 YD | 1.14 M  
 Unit weight: 51 LB | 23.2 KG  
 Carton weight: 63 LB | 28.58 KG  
 Carton volume: 10.5 FT³ | 0.29 MT³



**ADJUSTMENTS**

- (1) Tilt tension
- (2) Pneumatic seat height
- (3) Back angle
- (4) Seat angle
- (6) Back/lumbar height
- (8) Sliding seat depth
- (9) Infinite position tilt lock

Ergonomic features:  
 A, B, C, E, F, G, H, M, N, Q, U, S

MODEL#	1	2	3	4	5	6	7	8	9	10	11	12
<b>TS6331-3</b>	1340	1380	1414	1453	1516	1575	1634	1685	1749	1809	1890	2005
<b>TS6331-3MO</b>	1400	1464	1518	1580	1682	1776	1870	1952	2054	2150	2280	2464

	OVERALL DIMENSIONS			SEAT DIMENSIONS			BACK DIMENSIONS	
	W	D	H	W	D	H	W	H

IN	25.5	24	41	20	17-19.5	17.5-21.5	18.5	23
MM	648	610	1041	508	432-495	445-546	470	584

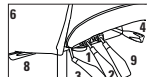
**RTA 2** 1 per carton



Vion TS

**MB Heavy Duty Multi-Tilter - Upholstered Back**

COM: 1.25 YD | 1.14 M  
 Unit weight: 49 LB | 22.3 KG  
 Carton weight: 61 LB | 27.67 KG  
 Carton volume: 10.5 FT³ | 0.29 MT³



**ADJUSTMENTS**

- (1) Tilt tension
- (2) Pneumatic seat height
- (3) Back angle
- (4) Seat angle
- (6) Back/lumbar height
- (8) Sliding seat depth
- (9) Infinite position tilt lock

Ergonomic features:  
 A, B, C, E, F, G, H, M, N, Q, U, S

MODEL#	1	2	3	4	5	6	7	8	9	10	11	12
<b>TS6332-3</b>	1279	1319	1353	1392	1455	1514	1573	1624	1688	1748	1829	1944
<b>TS6332-3MO</b>	1340	1404	1458	1520	1622	1716	1810	1892	1994	2090	2220	2404

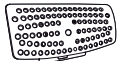
	OVERALL DIMENSIONS			SEAT DIMENSIONS			BACK DIMENSIONS	
	W	D	H	W	D	H	W	H

IN	25.5	24	39	20	17-19.5	17.5-21.5	18.5	21
MM	648	610	991	508	432-495	445-546	470	533

**RTA 2** 1 per carton

List price

**6339** 33



Vion S

**Lumbar Pad Kit**


COM: N/A  
 Unit weight: 0.5 LB | 0.2 KG  
 Carton weight: 1.5 LB | 0.68 KG  
 Carton volume: 0.5 FT³ | 0.01 MT³

	OVERALL DIMENSIONS			SEAT DIMENSIONS			BACK DIMENSIONS	
	W	D	H	W	D	H	W	H

IN	10.25	3.5	5.25	-	-	-	-	-
MM	260	89	133	-	-	-	-	-

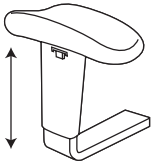
**RTA 00** 1 per carton

# arm, caster and base options



# HOW TO SELECT ARMRESTS

GLOBAL HAS A WIDE SELECTION OF ARMRESTS TO SUIT ALMOST EVERY WORK TASK. ARMRESTS ARE AN IMPORTANT FEATURE OF A CHAIR – THEY REDUCE STRESS AND TENSION ON THE SPINE, NECK AND SHOULDER MUSCLES BY SUPPORTING THE WEIGHT OF YOUR ARMS. THIS MAKES YOU MORE COMFORTABLE AND ULTIMATELY MORE PRODUCTIVE. HEIGHT, WIDTH AND ANGLE ADJUSTABLE ARMRESTS ENABLE YOU TO POSITION YOUR ARMS AT A COMFORTABLE WORKING POSITION, BASED ON THE TASK AT HAND.



## COMFORT TIPS

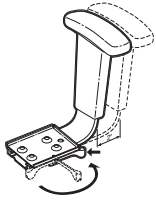
- Wrists should be in a straight or neutral position - avoid bending your wrists.
- When mousing, use whole arm movements instead of flexing your wrist.
- Rest your palm on the mouse pad for support.

## HEIGHT ADJUSTABLE ARMS

- A full range of arms is available with armcaps in self-skinned urethane (SSU).
- Use the features available on Global's adjustable arms to accommodate your ergonomic requirements.

THE VARI-WIDTH ARM FEATURES MAXIMUM COMFORT WHILE ENABLING YOU TO MAINTAIN TOP PRODUCTIVITY LEVELS.

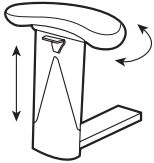
## VARI-WIDTH



Easy to use levers enable you to adjust the distance between armrests quickly and simply. An ergonomic feature, Vari-Width maximizes shoulder support as it accommodates the specific width requirements of each user.

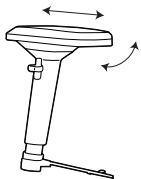
- Metal adapter plates provide width adjustability. One adapter plate is attached under each side of the seat. Arms are inserted into the adapter plates.
- Arms extend outward up to 2" on each side. A lever locks each arm in any position.
- Vari-Width is available only with Global's height adjustable arms. The arm chart (on the following pages) specifies all arm options available for the Vari-Width series. Vari-Width is standard on many chairs; they can also be retroactively installed on chairs.
- When ordering, please specify series, arm and (WA) ie. Yorkdale 2331 (3N) and (WA). When ordering as retrofit, please specify 2280-WA.

## ROTATING ARMCAPS



Rotating armcaps articulate inward and/or outward. This positions the arm to support mousing or keyboarding activities. Rotating armcaps can also be used to narrow the space between the arms for slender people seeking arm support while keyboarding.

## SLIDING ARMCAPS



Select arms have sliding armcaps. They can slide over top of the seat to narrow the space between the arms for smaller users. Sliding armcaps also slide forward for arm support for larger users or slide to the rear allowing slender users to sit closer to their worksurface.

SERIES	STATUS	ARM	DESCRIPTION	UPCHARGE
ASPEN	STD	AS	Height adjustable arm, sliding armcap	-
	OPT	G5	Height adjustable arm, locking sliding/rotating armcap	\$0
AURORA	STD	3P	Height adjustable arm, waterfall edge armcap	-
	OPT	G5	Height adjustable arm, locking sliding/rotating armcap	\$31
	OPT	G6	Low rise height adjustable arm, locking sliding/rotating armcap	\$31
	OPT	T6	Height adjustable arm, sliding/360° rotating armcap	\$101
ECHO	STD	3P	Height adjustable arm, waterfall edge armcap	-
	OPT	C	Nylon fixed height "C" arm, urethane armcap	\$31
	OPT	CA	Aluminum fixed height "C" arm, urethane armcap	\$141
	OPT	G5	Height adjustable arm, locking sliding/rotating armcap	\$31
	OPT	G6	Low rise height adjustable arm, locking sliding/rotating armcap	\$31
	OPT	T6	Height adjustable arm, sliding/360° rotating armcap	\$101
ENTERPRISE	STD	TD	Height adjustable arm, teardrop armcap	-
	OPT	G5	Height adjustable arm, locking sliding/rotating armcap	\$31
	OPT	G6	Low rise height adjustable arm, locking sliding/rotating armcap	\$31
G1 ERGO SELECT	STD	G5	Height adjustable arm, locking sliding/rotating armcap	-
	OPT	G6	Low rise height adjustable arm, locking sliding/rotating armcap	\$0
	OPT	H1	G1 height adjustable arm, sliding/rotating armcap	\$66
	OPT	H2	G1 height adjustable arm, wide sliding/rotating armcap	\$106
	OPT	C	Nylon fixed height "C" arm, urethane armcap	\$0
	OPT	CA	Aluminum fixed height "C" arm, urethane armcap	\$111
	OPT	T6	Height adjustable arm, sliding/360° rotating armcap	\$71
GRANADA	STD	3N	Height adjustable arm, Luxcurve armcap	-
	OPT	G5	Height adjustable arm, locking sliding/rotating armcap	\$70
	OPT	G6	Low rise height adjustable arm, locking sliding/rotating armcap	\$70
	OPT	T6	Height adjustable arm, sliding/360° rotating armcap	\$140
GRANADA DELUXE	STD	3B	Height adjustable arm, urethane armcap	-
	OPT	G5	Height adjustable arm, locking sliding/rotating armcap	\$31
	OPT	G6	Low rise height adjustable arm, locking sliding/rotating armcap	\$31
	OPT	T6	Height adjustable arm, sliding/360° rotating armcap	\$101
GRAPHIC	STD	G4	Height adjustable arm, sliding armcap	-
	OPT	G5	Height adjustable arm, locking sliding/rotating armcap	\$0
LOOVER	STD	G5	Height adjustable arm, locking sliding/rotating armcap	-
	OPT	G6	Low rise height adjustable arm, locking sliding/rotating armcap	\$0
	OPT	C	Nylon fixed height "C" arm, urethane armcap	\$0
	OPT	CA	Aluminum fixed height "C" arm, urethane armcap	\$111
	OPT	T6	Height adjustable arm, sliding/360° rotating armcap	\$71
MALAGA	STD	TD	Height adjustable arm, teardrop armcap	-
	OPT	G5	Height adjustable arm, locking sliding/rotating armcap	\$31
	OPT	G6	Low rise height adjustable arm, locking sliding/rotating armcap	\$31
	OPT	T6	Height adjustable arm, sliding/360° rotating armcap	\$101
OBUSFORME	STD	G3	Height adjustable arm, sliding/rotating armcap	-
	OPT	G2	Low rise height adjustable arm, sliding/rotating armcap	\$0
	OPT	G5	Height adjustable arm, locking sliding/rotating armcap	\$0
	OPT	G6	Low rise height adjustable arm, locking sliding/rotating armcap	\$0
	OPT	G7	Height adjustable arm, wide sliding/rotating armcap	\$0
	OPT	G8	Low rise height adjustable arm, wide sliding/rotating armcap	\$0
	OPT	T6	Height adjustable arm, sliding/360° rotating armcap	\$71
OBUSFORME COMFORT	STD	G3	Height adjustable arm, sliding/rotating armcap	-
	OPT	G2	Low rise height adjustable arm, sliding/rotating armcap	\$0
	OPT	G5	Height adjustable arm, locking sliding/rotating armcap	\$0
	OPT	G6	Low rise height adjustable arm, locking sliding/rotating armcap	\$0
	OPT	G7	Height adjustable arm, wide sliding/rotating armcap	\$0
	OPT	G8	Low rise height adjustable arm, wide sliding/rotating armcap	\$0
	OPT	T6	Height adjustable arm, sliding/360° rotating armcap	\$71
OBUSFORME COMFORT XL	STD	G3	Height adjustable arm, sliding/rotating armcap	-
	OPT	G2	Low rise height adjustable arm, sliding/rotating armcap	\$0
	OPT	G5	Height adjustable arm, locking sliding/rotating armcap	\$0
	OPT	G6	Low rise height adjustable arm, locking sliding/rotating armcap	\$0
	OPT	G7	Height adjustable arm, wide sliding/rotating armcap	\$0
	OPT	G8	Low rise height adjustable arm, wide sliding/rotating armcap	\$0
	OPT	T6	Height adjustable arm, sliding/360° rotating armcap	\$71

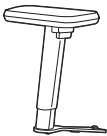

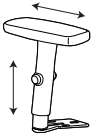
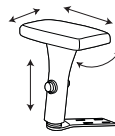
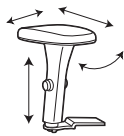
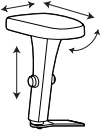
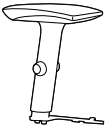
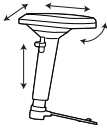
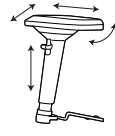
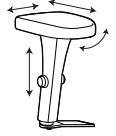
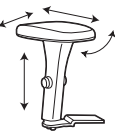
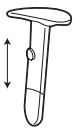
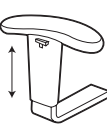
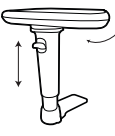
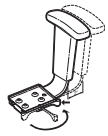

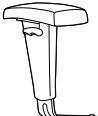
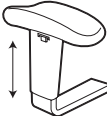
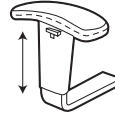


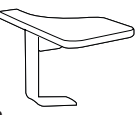
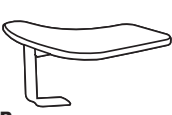


# ARM SELECTIONS

SERIES	STATUS	ARM	DESCRIPTION	UPCHARGE
SAXON	STD	VL	Swing away height adjustable arm, urethane armcap	-
	OPT	G5	Height adjustable arm, locking sliding/rotating armcap	\$0
	OPT	G6	Low rise height adjustable arm, locking sliding/rotating armcap	\$0
SCORE	STD	3M	Height adjustable arm, concave oval armcap	-
	OPT	G5	Height adjustable arm, locking sliding/rotating armcap	\$31
	OPT	G6	Low rise height adjustable arm, locking sliding/rotating armcap	\$31
	OPT	WA	Width adjustable arm extensions	\$84
SPRITZ	STD	G4	Height adjustable arm, sliding armcap	-
	OPT	C	Nylon fixed height "C" arm, urethane armcap	\$0
	OPT	CA	Aluminum fixed height "C" arm, urethane armcap	\$111
	OPT	G5	Height adjustable arm, locking sliding/rotating armcap	\$0
	OPT	G6	Low rise height adjustable arm, locking sliding/rotating armcap	\$0
	OPT	T6	Height adjustable arm, sliding/360° rotating armcap	\$71
	OPT	WA	Width adjustable arm extensions	\$84
SUPRA-X	STD	SC	Height adjustable arm, oval armcap	-
	OPT	G5	Height adjustable arm, locking sliding/rotating armcap	\$31
	OPT	G6	Low rise height adjustable arm, locking sliding/rotating armcap	\$31
SYNOPSIS	STD	3B	Height adjustable arm, urethane armcap	-
	OPT	G5	Height adjustable arm, locking sliding/rotating armcap	\$31
	OPT	G6	Low rise height adjustable arm, locking sliding/rotating armcap	\$31
	OPT	T6	Height adjustable arm, sliding/360° rotating armcap	\$101
TRITEK ERGO SELECT (GENEROUS SEAT)	STD	G3	Height adjustable arm, sliding/rotating armcap	-
	OPT	G2	Low rise height adjustable arm, sliding/rotating armcap	\$0
	OPT	G5	Height adjustable arm, locking sliding/rotating armcap	\$0
	OPT	G6	Low rise height adjustable arm, locking sliding/rotating armcap	\$0
	OPT	G7	Height adjustable arm, wide sliding/rotating armcap	\$0
	OPT	G8	Low rise height adjustable arm, wide sliding/rotating armcap	\$0
	OPT	T6	Height adjustable arm, sliding/360° rotating armcap	\$71
TRITEK ERGO SELECT (STANDARD/PETITE SEAT)	STD	G2	Low rise height adjustable arm, sliding/rotating armcap	-
	OPT	G3	Height adjustable arm, sliding/rotating armcap	\$0
	OPT	G5	Height adjustable arm, locking sliding/rotating armcap	\$0
	OPT	G6	Low rise height adjustable arm, locking sliding/rotating armcap	\$0
	OPT	G7	Height adjustable arm, wide sliding/rotating armcap	\$0
	OPT	G8	Low rise height adjustable arm, wide sliding/rotating armcap	\$0
TRIUMPH	STD	G1	Height adjustable arm, sliding/rotating armcap	-
	OPT	G5	Height adjustable arm, locking sliding/rotating armcap	\$0
	FUTURE STD	G4	Height adjustable arm, sliding armcap	-
TRUFORM	STD	SC	Height adjustable arm, oval armcap	-
	OPT	C	Nylon fixed height "C" arm, urethane armcap	\$31
	OPT	CA	Aluminum fixed height "C" arm, urethane armcap	\$141
	OPT	G5	Height adjustable arm, locking sliding/rotating armcap	\$31
	OPT	G6	Low rise height adjustable arm, locking sliding/rotating armcap	\$31
	OPT	T6	Height adjustable arm, sliding/360° rotating armcap	\$101
TYE	STD	3N	Height adjustable arm, Luxcurve armcap	-
	OPT	G5	Height adjustable arm, locking sliding/rotating armcap	\$70
	OPT	G6	Low rise height adjustable arm, locking sliding/rotating armcap	\$70
	OPT	WA	Width adjustable arm extensions	\$84
VION	STD	AS	Height adjustable arm, sliding armcap (Chrome: AC / Fog: FA, FC)	-
	STD	ZT	Swing away/folding, height adjustable arm (not available on petite seat)	-
	OPT	AF	Height adjustable arm, fixed armcap (Chrome: AD / Fog: FF, CF)	\$0
	OPT	C	Nylon fixed height "C" arm, urethane armcap (Fog: CC)	\$0
	OPT	CA	Aluminum fixed height "C" arm, urethane armcap	\$111
	OPT	G5	Height adjustable arm, locking sliding/rotating armcap	\$0
	OPT	G6	Low rise height adjustable arm, locking sliding/rotating armcap	\$0
	OPT	T6	Height adjustable arm, sliding/360° rotating armcap	\$72
YORKDALE	STD	3N	Height adjustable arm, Luxcurve armcap	-
	OPT	G5	Height adjustable arm, locking sliding/rotating armcap	\$70
	OPT	G6	Low rise height adjustable arm, locking sliding/rotating armcap	\$70









## OPTIONAL ARMS

Purchased separately from the chair. Cost listed below arm descriptions. Refer to chart for series compatibility.

 <p><b>AS</b> Height adjustable T-arm. Self-skinned urethane (SSU) armcap slides forward &amp; backward. For non-sliding armcap, specify (AF). <b>\$189</b></p>	 <p><b>C</b> Black nylon fixed "C" arm with self-skinned urethane (SSU) armcap. <b>\$189</b>  For polished aluminum version of C arm, specify (CA). <b>\$300</b></p>	 <p><b>GL</b> Height adjustable T-arm. Self-skinned urethane (SSU) armcap slides forward &amp; backward. <b>\$189</b></p>	 <p><b>G1</b> Height and width adjustable T-arm. Rectilinear self-skinned urethane (SSU) armcap slides forward &amp; backward, side-to-side, rotates inward. <b>\$189</b></p>	 <p><b>G2</b> Special low rise version of G3 arm, positions 1" lower but retains all G3 functions. <b>\$189</b></p>
 <p><b>G3</b> Height and width adjustable T-arm. Curved self-skinned urethane (SSU) armcap slides forward &amp; backward, side-to-side, rotates inward. <b>\$189</b></p>	 <p><b>G4</b> Height adjustable T-arm. Self-skinned urethane (SSU) armcap slides forward &amp; backward. <b>\$189</b></p>	 <p><b>G5</b> Lockable, height and width adjustable T-arm. Self-skinned urethane (SSU) armcap slides forward &amp; backward, side-to-side, rotates inward &amp; outward. <b>\$189</b></p>	 <p><b>G6</b> Special low rise version of G5 arm, positions 1" lower but retains all G5 functions. <b>\$189</b></p>	 <p><b>G7</b> Special wide version of G3 arm, retains all G3 functions. <b>\$189</b></p>
 <p><b>G8</b> Special low rise version of G7 arm, positions 1" lower but retains all G7 functions. <b>\$189</b></p>	 <p><b>SC</b> Height adjustable forward swept arm. Oval soft touch self-skinned urethane (SSU) armcap. <b>\$158</b></p>	 <p><b>TD</b> Height adjustable T-arm. Teardrop shaped, soft touch self-skinned urethane (SSU) armcap. <b>\$158</b></p>	 <p><b>T6</b> Height adjustable T-arm. Self-skinned urethane (SSU) armcap slides forward &amp; backward, rotates 360°. 4" adjustment, highest position sits higher than standard arms. <b>\$260</b></p>	 <p><b>WA</b> Vari-Width metal adapter plate. Permits arms to extend outward up to 2" each side. Lever locks arm in position. <b>\$84</b></p>
 <p><b>ZT</b> Swing away/folding, height adjustable T-arm. Teardrop shaped, soft touch self-skinned urethane (SSU) armcap. <b>\$210</b></p>	 <p><b>3B</b> Height adjustable T-arm. Soft touch self-skinned urethane (SSU) armcap. <b>\$158</b></p>	 <p><b>3M</b> Height adjustable T-arm. Concave oval, soft touch self-skinned urethane (SSU) armcap. <b>\$158</b></p>	 <p><b>3N</b> Height adjustable T-arm. Luxcurve soft touch self-skinned urethane (SSU) armcap. <b>\$119</b></p>	 <p><b>3P</b> Height adjustable T-arm. Waterfall edge, soft touch self-skinned urethane (SSU) armcap. <b>\$158</b></p>
 <p><b>3R</b> Height adjustable T-arm. Concave oval, hard durometer self-skinned urethane (SSU) armcap. For abusive environments. <b>\$158</b></p>	 <p><b>4415R</b> Right hand tablet arm. Notepad sized 10.5"w x 21"l. Hinges up and folds to side. Black upright and tablet. For left hand, specify 4415L. <b>\$308</b></p>	 <p><b>4425R</b> Right hand tablet arm. Notepad sized 16"w x 21"l. Hinges up and folds to side. Black upright and tablet. For left hand, specify 4425L. <b>\$377</b></p>		








# CASTER SELECTIONS

	MODEL #	DESCRIPTION	COLOR	FLOORING	QUANTITY	LIST PRICE
	C1SET	<b>Universal carpet caster</b> 2" dual wheel caster, hooded, no collar.  Available on all bases.	Black	carpet	set of 5	<b>\$75</b>
	C7SET	<b>Slipper glide</b> Allows base to remain at caster height.  Available on all bases.	Black	any surface	set of 5	<b>\$75</b>
	C9RSET	<b>Universal hard floor caster</b> 2.5" dual wheel caster, hooded, no collar.  Available on all bases.	Black Grey urethane treads	vinyl, marble, hardwood	set of 5	<b>\$96</b>
	C10SET	<b>Integrated carpet caster</b> 2" dual wheel caster, hooded, large collar.  Available on Auburn, Concorde, Kate, Malaga and Saxon bases only.	Black	carpet	set of 5	<b>\$84</b>
	C10RSET	<b>Integrated hard floor caster</b> 2" dual wheel caster, hooded, large collar  Available on Auburn, Concorde, Kate, Malaga and Saxon bases only.	Black Grey urethane treads	vinyl, marble, hardwood	set of 5	<b>\$104</b>
	C14RSET	<b>Automatically locking caster</b> 2" dual wheel caster, steel hood, no collar. Brake activated while seated.  Available on all bases.	Black	any surface	set of 5	<b>\$314</b>
	C65SET	<b>Integrated carpet caster</b> 2" dual wheel caster, hooded, standard collar.  Available on all bases except those with slender ends like <b>(B5)</b> and Governor <b>(B7)</b> .	Black	carpet	set of 5	<b>\$75</b>
	C65RSET	<b>Integrated hard floor caster</b> 2" dual wheel caster, hooded, standard collar.  Available on all bases except those with slender ends like <b>(B5)</b> and Governor <b>(B7)</b> .	Black Grey urethane treads	vinyl, marble, hardwood	set of 5	<b>\$96</b>
	C66RSET	<b>Dual wheel roll resistant caster</b> 2" dual wheel caster, steel hood, standard collar. Roll resistance activated when not in use.  Available on all bases except those with slender ends like <b>(B5)</b> and Governor <b>(B7)</b> .	Black	any surface	set of 5	<b>\$141</b>
	C82SET	<b>Large carpet caster</b> 2.5" dual wheel caster, no hood no collar.  Available on all bases.	Black	carpet	set of 5	<b>\$75</b>

## CASTER NOTES:

- The casters shown above are sold in sets for replacement purposes. This price list can also be used to calculate the upcharge to change casters at time of ordering a chair. Optional casters may be priced higher than the standard casters for your chair and the difference will be charged. Lower priced casters will not be credited.
- All casters are not appropriate for all flooring surfaces. Please consult with your sales representative or Global Customer Service representative for special situations that can be verified with the caster manufacturer. Alternative casters, if needed, may require an upcharge.

## DUET AND POPCORN - GLIDE SELECTIONS

GLIDES	SURFACE	CARPET	VINYL SHEET	LVT	VCT	RUBBER	CORK	HARDWOOD	LAMINATE	CERAMIC TILE, STONE	MARBLE, GRANITE	CONCRETE
<b>NO GLIDE (XG)</b> 		●	NR	NR	NR	●	NR	NR	NR	NR	NR	NR
<b>CLEAR POLYCARBONATE GLIDE (CG)</b> 		●	NR	NR	NR	●	NR	NR	NR	NR	NR	●
<b>STAINLESS STEEL PAD ON POLYCARBONATE GLIDE (SG)</b> 		●	NR	NR	NR	●	NR	NR	NR	NR	NR	NR
<b>FELT PAD ON POLYCARBONATE GLIDE (FG)</b> 		NR	●	●	NR	NR	●	NR	●	NR	NR	NR
<b>RUBBER NO SLIP PAD ON POLYCARBONATE GLIDE (RG)</b> 		NR	●	●	●	NR	NR	●	●	●	●	NR

**NOTE:** The above is only a guideline based on clean and properly finished floors. Glides that are not recommended for use will not be covered by Global's Limited Lifetime Warranty. Site conditions can dramatically affect how appropriate a glide is for any application. Regular inspection of glides is critical to preventing floor damage. See descriptions below.

● = BEST FOR APPLICATION

NR = NOT RECOMMENDED FOR USE

**NO GLIDE (XG):** The plain Chrome sled based frame slides easily and silently over carpeted surfaces. Note: do not use in damp areas.

**CLEAR POLYCARBONATE GLIDE (CG):** The polycarbonate glide is easy to move over most flooring. It does not leave marks and it reduces noise on hard surfaces.

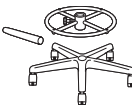
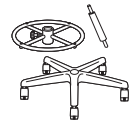
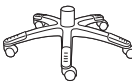

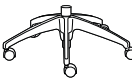

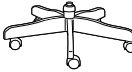
**STAINLESS STEEL PAD ON POLYCARBONATE GLIDE (SG):** The stainless steel bottomed glide slides easily. It is extremely durable, reduces floor contact and noise on hard surfaces.

**FELT PAD ON POLYCARBONATE GLIDE (FG):** The felt bottomed glide moves silently and smoothly on hard surface flooring. Helps to prevent floor damage.







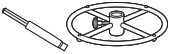



**RUBBER NO SLIP PAD ON POLYCARBONATE GLIDE (RG):** The rubber bottomed glide is slip-resistant. It grips flooring, reduces movement, scratching and eliminates noise.

\* Glides with felt pads (FG) and rubber pads (RG) are also available on four-legged guest chairs in the following series: Caprice, Comet, Diplomat, Lite, Locust, Sidero, Sonic, Supra, Twilight and Vion. Glide and flooring surface combinations follow the recommendations above.

# BASE SELECTIONS

MODEL #	MODEL NAME	LIST PRICE
 2241	<b>Stool conversion kit</b> Includes extension hub for chair's existing pneumatic cylinder, raises seat height by 8 inches. Height adjustable Chrome footrest (18" diameter). Injection molded base in Black only (26.5" diameter). To ensure stability, this kit is recommended for use with task chairs only.	<b>\$252</b>
 2243	<b>Stool conversion kit</b> Includes 10" pneumatic cylinder. Approximate seat height of 24" to 34". Height adjustable Chrome footrest (18" diameter). Provides footrest travel of 8" to 16" above the floor. Injection molded base in Black only (26.5" diameter). To ensure stability, this kit is recommended for use with task chairs only.	<b>\$286</b>
 B2	<b>Aluminum base with Black end guards</b> Polished aluminum five prong base. Shipped complete with standard (C1) carpet casters. For hard surfaces, please specify (C9R). Add \$21.  Replacement cost \$271. Upcharge over Black nylon base \$131.	<b>\$271</b>
 B4M	<b>Oval wood base steel frame</b> Oval style wood-capped steel base. Genuine maple faced veneers and solids. See Seating Finishes - Wood in the Textiles and Finishes section. Please specify. Shipped complete with standard (C1) carpet casters. For hard surfaces, please specify (C9R). Add \$21.  Replacement cost \$271. Upcharge over Black nylon base \$131.	<b>\$271</b>
 B5A	<b>Aluminum high spider base</b> Polished aluminum high arch spider base. Shipped complete with standard (C1) carpet casters. For hard surfaces, please specify (C9R). Add \$21.  Replacement cost \$271. Upcharge over Black nylon base \$131.	<b>\$271</b>
 B7A	<b>Governor base</b> Polished aluminum medium rise base. Shipped complete with standard (C1) carpet casters. For hard surfaces, please specify (C9R). Add \$21.  Replacement cost \$199. Upcharge over Black nylon base \$131.	<b>\$199</b>
 TRADITIONAL BASE	<b>Traditional wood capped base</b> Traditional style wood-capped steel base. Genuine maple faced veneers and solids. See Seating Finishes - Wood in the Textiles and Finishes section. Please specify. Shipped complete with standard (C1) carpet casters. For hard surfaces, please specify (C9R). Add \$21.  Replacement cost \$307. Upcharge over Black nylon base \$184.	<b>\$307</b>

**Note:** Base diameter, trim components and model number may differ for various seating products. Please contact Global Customer Service.

	MODEL #	MODEL NAME
	3G	<b>3" cylinder, 360° swivel</b> Soft Descent™ pneumatic lift cylinder with 3 inch travel range. This lift may not be usable on synchro-tilter (-0) and multi-tilter (-3) mechanisms due to operational interference with controls.
	4F	<b>Fixed height 360° swivel spindle #4</b> Fixed height, swivel only. Seat height is determined by the spindle length which is preset at the factory and cannot be changed.
	4L	<b>4" cylinder, 360° swivel, low rise</b> Soft Descent™ low rise, pneumatic lift cylinder with 4 inch travel range.
	5F	<b>Fixed height 360° swivel spindle #5</b> Fixed height, swivel only. Seat height is determined by the spindle length which is preset at the factory and cannot be changed.
	5L	<b>5" cylinder, 360° swivel, low rise</b> Soft Descent™ low rise, pneumatic lift cylinder with 5 inch travel range.
	7G	<b>7" cylinder, 360° swivel</b> Soft Descent™ pneumatic lift cylinder with 7 inch travel range. Lift allows most users to sit at both desk and counter heights. Seats may be too tall for shorter users at desk height.
	7R	<b>7" cylinder, 360° swivel with 20° Chrome footrest</b> Soft Descent™ pneumatic lift cylinder with 7 inch travel range and adjustable footrest. Lift allows most users to sit at both desk and counter heights. Seats may be too tall for shorter users at desk height (refer to cylinder chart on page 344).
	SC	<b>Self-centering, height auto-return, 360° swivel cylinder</b> Return-to-center and return-to-height pneumatic height adjust cylinder with 2 inch travel range. Chair swivels back to face the original direction so groups of chairs remain aligned. The seat height may be lowered by occupant. Chair returns to the maximum seat height when user exits the chair.
	SH	<b>Height auto-return, 360° swivel</b> Return-to-height pneumatic height adjust cylinder with 2 inch travel range. The seat height may be lowered by occupant. Chair returns to the maximum seat height when user exits the chair.
	SN	<b>Height auto-return, non-swivel</b> Return-to-height pneumatic height adjust cylinder with 2 inch travel range. The seat height may be lowered by occupant. Chair returns to the maximum seat height when user exits the chair. Lift does not swivel.

## CYLINDER NOTES:

- All cylinders are not appropriate for all mechanisms. Please refer to the following chart for compatibility and effect on minimum seat height.
- For cylinder upcharges and replacement costs, please contact Customer Service.

# CYLINDER SELECTIONS

SERIES	CYLINDER	STD	3G	4L	4F	5L	5F	7G	7R	SC	SH	SN
	Mechanism											
ACCORD	-2	4L	NA	STD	NA	+ 1.5	NA	+ 1.0	NA	NA	NA	NA
	-4	4G*	NA	NA	+ 0.5	NA	+ 1.0	+ 1.0	NA	+ 1.5	+ 1.5	+ 1.5
ASPEN	-3	4L	- 0.75	STD	NA	+ 1.5	NA	+ 2.0	NA	NA	NA	NA
G1 ERGO SELECT	-0	4L	NA	STD	NA	+ 1.5	NA	NA	NA	NA	NA	NA
	-3, -8	4L	- 0.75	STD	NA	+ 1.5	NA	+ 2.0	NA	NA	NA	NA
G20		5L	- 2.25	- 1.5	NA	STD	NA	+ 1.0	NA	NA	NA	NA
GRANADA DELUXE	-2, -3	4L	NA	STD	NA	+ 1.5	NA	+ 2.0	NA	NA	NA	NA
	-5	4L	- 0.75	STD	NA	+ 1.5	NA	+ 2.0	NA	NA	NA	NA
LOOVER	-3	4L	- 0.75	STD	NA	+ 1.5	NA	+ 2.0	NA	NA	NA	NA
	-4	5L	- 2.25	- 1.5	NA	STD	+ 1.0	+ 1.0	+ 1.0	+ 1.75	+ 1.75	+ 1.75
LURAY	-8	5L	- 2.25	- 1.5	NA	STD	+ 1.0	+ 1.0	+ 1.0	+ 2.0	+ 2.0	+ 2.0
	-2	4L	NA	STD	NA	+ 1.5	NA	NA	NA	NA	NA	NA
MALAGA	-4	5L	NA	- 1.5	+ 0.5	STD	+ 1.0	+ 1.0	NA	+ 1.5	+ 1.5	+ 1.5
	-1, -4	5L	- 2.25	- 1.5	NA	STD	NA	+ 1.0	NA	NA	NA	NA
NOVELLO	-2, -3	5L	NA	- 1.5	NA	STD	NA	+ 1.0	NA	NA	NA	NA
		5L	- 2.25	- 1.5	NA	STD	NA	+ 1.0	NA	NA	NA	NA
OBUSFORME COMFORT	-2, -3	4L	NA	STD	NA	+ 1.5	NA	+ 2.0	NA	NA	NA	NA
	-5	4L	- 0.75	STD	NA	+ 1.5	NA	NA	NA	NA	NA	NA
PREFER		4G*	- 1.75	- 1.25	+ 0	+ 0.25	+ 1.0	+ 0.75	+ 0.75	NA	NA	NA
ROMA		4L*	- 0.75	STD	NA	+ 1.5	+ 2.5	+ 2.0	NA	+ 2.0	+ 2.0	+ 2.0
SORA	-8	4L	- 0.75	STD	NA	+ 1.5	NA	+ 2.0	+ 2.0	NA	NA	NA
SUPRA-X	-1, -4, -5	5L	- 2.25	- 1.5	NA	STD	NA	+ 1.0	NA	NA	NA	NA
	-3	5L	NA	- 1.5	NA	STD	NA	+ 1.0	NA	NA	NA	NA
SYNOPSIS	-3	5L	NA	- 1.5	NA	STD	NA	+ 1.0	NA	NA	NA	NA
	-4	5L	- 2.25	- 1.5	NA	STD	+ 1.0	+ 1.0	NA	+ 2.25	+ 2.25	+ 2.25
TRITEK ERGO SELECT - PETITE SEAT	-3	4L	NA	STD	NA	+ 1.5	NA	+ 2.0	NA	NA	NA	NA
	-5	4L	- 0.5	STD	NA	+ 1.5	NA	+ 2.0	NA	NA	NA	NA
- STANDARD SEAT	-3	5L	NA	- 1.5	NA	STD	NA	+ 1.0	NA	NA	NA	NA
- GENEROUS SEAT	-5	5L	- 2.25	- 1.5	NA	STD	NA	+ 1.0	NA	NA	NA	NA
	-3	5G	NA	- 2.25	NA	- 1.0	NA	+ 2.0	NA	NA	NA	NA
TRIUMPH	-5	5G	- 2.75	- 2.25	NA	- 1.0	NA	+ 2.0	NA	NA	NA	NA
	-3, -8	4L*	- 0.75	STD	NA	+ 1.5	NA	+ 2.0	NA	NA	NA	NA
TRUFORM	-0	5L	NA	- 1.5	NA	STD	NA	NA	NA	NA	NA	NA
	-1, -3, -4, -5	5L	NA	- 1.5	NA	STD	NA	+ 1.0	NA	NA	NA	NA
VION	-8	5L	- 2.25	- 1.5	NA	STD	NA	+ 1.0	NA	NA	NA	NA
	-3	5L	- 2.25	- 1.5	NA	STD	NA	+ 1.0	+ 1.0	+ 1.75	+ 1.75	+ 1.5
	-4	5L	- 2.25	- 1.5	NA	STD	+ 1.0	+ 1.0	+ 1.0	+ 1.0	+ 1.0	+ 1.5
	-8	5L	- 2.25	- 1.5	NA	STD	+ 0.5	+ 1.0	NA	NA	NA	+ 1.5

**NOTE:** CHART VALUES INDICATE CHANGE FROM STANDARD MINIMUM SEAT HEIGHT (IN INCHES).  
 3G AND 7G CYLINDERS ARE NOT AVAILABLE FOR USE WITH THE -0 SYNCHRO-TILT MECHANISM.  
 CYLINDER OPTIONS DO NOT APPLY TO "HEAVY DUTY/24 HR" OR "SPECIALTY" SECTION PRODUCTS. THEIR WARRANTY RELIES ON THE FEATURES OF THE SPECIFIED STANDARD CYLINDER.  
 \*SPECIAL CYLINDER

# specialty



Academic Task .....346



Industrial Wipe Down - 64.....353



Industrial - 50.....348



Sidero (children's model) .....176

**ACADEMIC TASK**




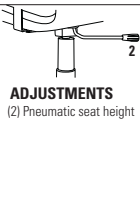


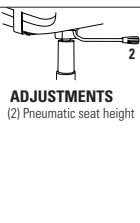


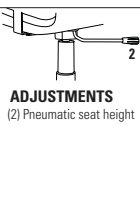

model **S2314 Score**

**STANDARD FEATURES**

- Durable task seating designed to sustain years of use in educational and training room applications.
- The back bar is welded or bolted to the chair mechanism and the backrest is permanently fixed in height and angle.
- Vinyl bumper guards are standard.
- Standard with height adjustable T-arms with curved urethane armcaps (**3N**) in Black only.
- Five prong, injection molded, fiberglass reinforced nylon Black spider base with (**C65**) dual wheel carpet casters.
- Base and frame available in Black only.

**OPTIONAL FEATURES**

- For hard surface flooring casters, please specify (**C65R**). Add \$21.
- Seat available in memory foam, please specify (**MF**). Add \$106.
- Vari-Width (**WA**) width adjustable arm extensions are available when chair is ordered with adjustable arms. Allows the arms to move away from the seat by 2" on each side to allow space if desired for broader hip widths. Add \$84.
- For additional arm/caster options, please refer to the Arm and Caster section (page 335). *Optional casters may be priced higher than the standard casters for your chair and the difference will be charged. Lower priced optional casters will not be credited.*

DESCRIPTION	FEATURES	MODEL #	STANDARD TEXTILE GRADES													
			1	2	3	4	5	6	7	8	9	10	11	12		
 <p><b>Score</b></p> <p><b>LB Stool - Task</b> COM: 1.25 YD   1.14 M Unit weight: 35 LB   15.9 KG Carton weight: 38 LB   17.24 KG Carton volume: 9.75 FT<sup>3</sup>   0.27 MT<sup>3</sup></p>	 <p><b>ADJUSTMENTS</b> (2) Pneumatic seat height</p> <p>Ergonomic features: C, H, M, N</p>	<b>S2303</b>	625	665	699	738	801	860	919	970	1034	1094	1175	1290		
		<b>OVERALL DIMENSIONS</b>			<b>SEAT DIMENSIONS</b>			<b>BACK DIMENSIONS</b>								
		<b>W</b>	<b>D</b>	<b>H</b>	<b>W</b>	<b>D</b>	<b>H</b>	<b>W</b>	<b>H</b>							
		IN 24	23.5	43	20	17.5	23-33	18	17							
		MM 610	597	1092	508	445	584-838	457	432							
		<b>RTA 1</b>		1 per carton												
 <p><b>Score</b></p> <p><b>LB Stool - Task Armless</b> COM: 1.25 YD   1.14 M Unit weight: 30 LB   13.6 KG Carton weight: 33 LB   14.97 KG Carton volume: 9.75 FT<sup>3</sup>   0.27 MT<sup>3</sup></p>	 <p><b>ADJUSTMENTS</b> (2) Pneumatic seat height</p> <p>Ergonomic features: C, M, N</p>	<b>S2304</b>	546	586	620	659	722	781	840	891	955	1015	1096	1211		
		<b>OVERALL DIMENSIONS</b>			<b>SEAT DIMENSIONS</b>			<b>BACK DIMENSIONS</b>								
		<b>W</b>	<b>D</b>	<b>H</b>	<b>W</b>	<b>D</b>	<b>H</b>	<b>W</b>	<b>H</b>							
		IN 20	23.5	43	20	17.5	23-33	18	17							
		MM 508	597	1092	508	445	584-838	457	432							
		<b>RTA 1</b>		1 per carton												
 <p><b>Score</b></p> <p><b>LB Task</b> COM: 1.25 YD   1.14 M Unit weight: 30 LB   13.6 KG Carton weight: 37 LB   16.78 KG Carton volume: 10.75 FT<sup>3</sup>   0.3 MT<sup>3</sup></p>	 <p><b>ADJUSTMENTS</b> (2) Pneumatic seat height</p> <p>Ergonomic features: C, H, M, N</p>	<b>S2314</b>	518	558	592	631	694	753	812	863	927	987	1068	1183		
		<b>OVERALL DIMENSIONS</b>			<b>SEAT DIMENSIONS</b>			<b>BACK DIMENSIONS</b>								
		<b>W</b>	<b>D</b>	<b>H</b>	<b>W</b>	<b>D</b>	<b>H</b>	<b>W</b>	<b>H</b>							
		IN 24	23.5	35.5	20	17.5	16-21	18	17							
		MM 610	597	902	508	445	406-533	457	432							
		<b>RTA 1</b>		1 per carton												

**EXPLANATION OF VARIOUS INDUSTRIAL APPLICATIONS**

This section presents only some of the possibilities that are available. Please contact your sales representative for additional information.



**INDUSTRIAL - 50**

Designed for heavier duty intensive environments such as factories, assembly lines and dispatch offices. Seating features durable components including: heavy gauge steel construction, Chromed chip/corrosion/humidity resistant pneumatic lift cylinders and frames, heavy duty bases, weight activated interval safety casters for hard floors or encased leveling glides, wear resistant fabric or easy clean vinyl upholstery.



**ANTI-MICROBIAL (IU - INTENSIVE USE) - 62**

For hospital areas and labs that require furniture that minimizes bacterial and fungal growth and wipes up easily. Anti-microbial seating inhibits micro organism invasion and growth. Integrated filters allow fabric/vinyl to breathe.



**WIPE DOWN (MINOTAUR) - 64**

Furniture designed for dry food manufacturers, hospitals and forensic labs requiring regular and immediate clean up of dust, dirt or powder. Upholstery of any kind is unacceptable here. Features include comfortable Black self-skinned polyurethane seats and backs, chip/corrosion/humidity resistant pneumatic lift cylinders and frames, safety casters or glides. Some Wipe Down products may also be available with ESD.

**FABRIC APPLICATION GRID**

APPLICATION	FABRIC/VINYL
<b>Industrial - 50</b>	<b>Grade 1 (fabric):</b> Terrace, Waterfall <b>Grade 2 (fabric):</b> Imprint <b>Grade 2 (vinyl):</b> Allante FRee, Luxhide, MorCare™ Collection (Vitality)
<b>Anti-Microbial - 62 with Global UltraSeal™</b>	<b>Grade 2 (vinyl):</b> MorCare™ Collection (Vitality)
<b>Wipe Down - 64</b>	No upholstery required, seats are molded self- skinned urethane (SSU) foam.



INDUSTRIAL - 50



model 3212-50 (3N)

model 3288-50 (3N)




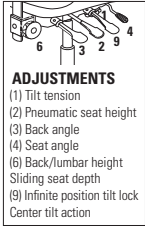

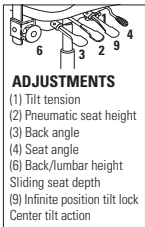

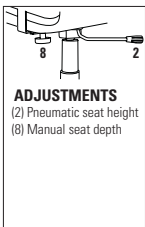
**Industrial - 50**  
Designed for heavy duty environments found in factories, assembly lines and dispatch offices.


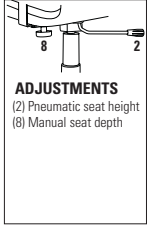

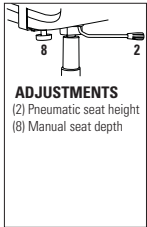

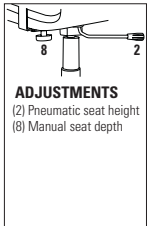

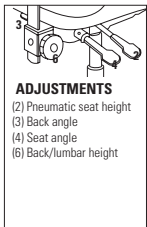

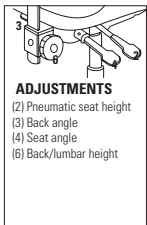
STANDARD FEATURES










- Granada models feature a molded seat and contoured back with enhanced lumbar support.
- Standard with height adjustable T-arms with curved urethane armcaps (3N) in Black only.
- Chrome chip/corrosion/humidity resistant pneumatic lift cylinders and frames.
- Chairs have a 5" Chrome pneumatic cylinder.
- Stools have a 10" Chrome pneumatic cylinder.
- All chairs and stools have Chrome back uprights.
- Clear protective back bumper (full surround) is standard on select models.
- Side activated sliding seat depth adjustment is standard on all multi-tilters.
- Heavy duty frame and five prong, injection molded fiberglass reinforced Black base.
- Heavy duty bench stools are standard with non-slip rubber glides.
- Most minotaur models are standard with a five-prong, heavy duty base with metal hub and (C10R) hard surface flooring casters. Work stools are standard with (C7R) glides.
- (C10R) hard surface flooring casters. are standard on Granada models.
- Upholstery options: heavy duty fabric or easy-clean vinyl only (as listed on the fabric application grid).




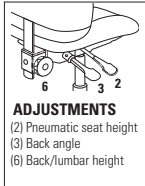

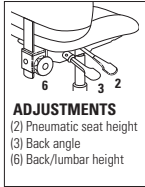

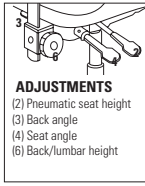
OPTIONAL FEATURES


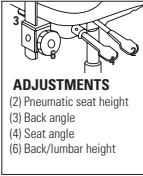
- For additional arm/caster options, please refer to the Arm and Caster section (page 335, 356). *Optional casters may be priced higher than the standard casters for your chair and the difference will be charged. Lower priced optional casters will not be credited.*

DESCRIPTION	FEATURES	MODEL #	STANDARD TEXTILE GRADES													
			1	2	3	4	5	6	7	8	9	10	11	12		
 <p><b>Granada</b></p> <p><b>LB Multi-Tilter</b> COM: 1.5 YD   1.37 M Unit weight: 48 LB   21.8 KG Carton weight: 52 LB   23.59 KG Carton volume: 13 FT<sup>3</sup>   0.36 MT<sup>3</sup></p>	 <p><b>ADJUSTMENTS</b> (1) Tilt tension (2) Pneumatic seat height (3) Back angle (4) Seat angle (6) Back/lumbar height Sliding seat depth (9) Infinite position tilt lock Center tilt action</p>	<b>3212-50</b>	-	1117	1158	1204	1281	1351	1422	1483	1560	1632	1729	1867		
		<b>OVERALL DIMENSIONS</b>			<b>SEAT DIMENSIONS</b>			<b>BACK DIMENSIONS</b>								
		W D H			W D H			W H								
		IN 25.5 24 40			20.5 17-19.5 17.5-22.5			19 17.5-21.5								
		MM 648 610 1016			521 432-495 445-572			483 445-546								
		<b>RTA 2</b>	1 per carton													
 <p><b>Granada</b></p> <p><b>HB Multi-Tilter</b> COM: 1.75 YD   1.6 M Unit weight: 51 LB   23.2 KG Carton weight: 55 LB   24.95 KG Carton volume: 15.5 FT<sup>3</sup>   0.43 MT<sup>3</sup></p>	 <p><b>ADJUSTMENTS</b> (1) Tilt tension (2) Pneumatic seat height (3) Back angle (4) Seat angle (6) Back/lumbar height Sliding seat depth (9) Infinite position tilt lock Center tilt action</p>	<b>3217-50</b>	-	1156	1203	1258	1347	1429	1511	1583	1672	1756	1870	2031		
		<b>OVERALL DIMENSIONS</b>			<b>SEAT DIMENSIONS</b>			<b>BACK DIMENSIONS</b>								
		W D H			W D H			W H								
		IN 25.5 24.5 43			20.5 17-19.5 17.5-22.5			19 21.5-25.5								
		MM 648 622 1092			521 432-495 445-572			483 546-648								
		<b>RTA 2</b>	1 per carton													
 <p><b>Granada</b></p> <p><b>LB Task Armless</b> COM: 1.5 YD   1.37 M Unit weight: 28 LB   12.7 KG Carton weight: 32 LB   14.51 KG Carton volume: 13 FT<sup>3</sup>   0.36 MT<sup>3</sup></p>	 <p><b>ADJUSTMENTS</b> (2) Pneumatic seat height (8) Manual seat depth</p>	<b>3254-50</b>	-	767	808	854	931	1001	1072	1133	1210	1282	1379	1517		
		<b>OVERALL DIMENSIONS</b>			<b>SEAT DIMENSIONS</b>			<b>BACK DIMENSIONS</b>								
		W D H			W D H			W H								
		IN 20.5 24 38			20.5 17.5-19 16.5-21.5			19 19								
		MM 521 610 965			521 445-483 419-546			483 483								
		<b>RTA 2</b>	1 per carton													

DESCRIPTION	FEATURES	MODEL#	STANDARD TEXTILE GRADES											
			1	2	3	4	5	6	7	8	9	10	11	12
 <p><b>Granada</b></p> <p><b>LB Task w/ 3N Arms</b>                      COM: 1.5 YD   1.37 M                      Unit weight: 36 LB   16.4 KG                      Carton weight: 40 LB   18.14 KG                      Carton volume: 13 FT³   0.36 MT³</p>	 <p><b>ADJUSTMENTS</b>                      (2) Pneumatic seat height                      (8) Manual seat depth</p> <p>Ergonomic features:                      C, E, M, N</p>	<b>3255-50</b>	-	881	922	968	1045	1115	1186	1247	1324	1396	1493	1631
		<b>OVERALL DIMENSIONS</b>			<b>SEAT DIMENSIONS</b>			<b>BACK DIMENSIONS</b>						
		<b>W</b>	<b>D</b>	<b>H</b>	<b>W</b>	<b>D</b>	<b>H</b>	<b>W</b>		<b>H</b>				
		IN 25.5 MM 648	24 610	38 965	20.5 521	17.5-19 445-483	16.5-21.5 419-546	19 483		19 483				
			<b>RTA 2</b>	1 per carton										
 <p><b>Granada</b></p> <p><b>Task Stool Armless</b>                      COM: 1.5 YD   1.37 M                      Unit weight: 32 LB   14.5 KG                      Carton weight: 37 LB   16.78 KG                      Carton volume: 13 FT³   0.36 MT³</p>	 <p><b>ADJUSTMENTS</b>                      (2) Pneumatic seat height                      (8) Manual seat depth</p> <p>Ergonomic features:                      C, E, M, N</p>	<b>3256-50</b>	-	885	926	972	1049	1119	1190	1251	1328	1400	1497	1635
		<b>OVERALL DIMENSIONS</b>			<b>SEAT DIMENSIONS</b>			<b>BACK DIMENSIONS</b>						
		<b>W</b>	<b>D</b>	<b>H</b>	<b>W</b>	<b>D</b>	<b>H</b>	<b>W</b>		<b>H</b>				
		IN 20.5 MM 521	24 610	48 1219	20.5 521	17.5-19 445-483	23-33 584-838	19 483		19 483				
			<b>RTA 2</b>	1 per carton										
 <p><b>Granada</b></p> <p><b>Task Stool w/ 3N Arms</b>                      COM: 1.5 YD   1.37 M                      Unit weight: 38 LB   17.3 KG                      Carton weight: 43 LB   19.5 KG                      Carton volume: 15.75 FT³   0.44 MT³</p>	 <p><b>ADJUSTMENTS</b>                      (2) Pneumatic seat height                      (8) Manual seat depth</p> <p>Ergonomic features:                      C, E, H, M, N, Q</p>	<b>3257-50</b>	-	1001	1042	1088	1165	1235	1306	1367	1444	1516	1613	1751
		<b>OVERALL DIMENSIONS</b>			<b>SEAT DIMENSIONS</b>			<b>BACK DIMENSIONS</b>						
		<b>W</b>	<b>D</b>	<b>H</b>	<b>W</b>	<b>D</b>	<b>H</b>	<b>W</b>		<b>H</b>				
		IN 25.5 MM 648	24 610	48 1219	20.5 521	17.5-19 445-483	23-33 584-838	19 483		19 483				
			<b>RTA 2</b>	1 per carton										
 <p><b>Granada</b></p> <p><b>Operator Stool Armless</b>                      COM: 1.5 YD   1.37 M                      Unit weight: 39 LB   17.7 KG                      Carton weight: 44 LB   19.96 KG                      Carton volume: 13 FT³   0.36 MT³</p>	 <p><b>ADJUSTMENTS</b>                      (2) Pneumatic seat height                      (3) Back angle                      (4) Seat angle                      (6) Back/lumbar height</p> <p>Ergonomic features:                      C, D, F, G, M, N</p>	<b>3278-50</b>	-	1070	1111	1157	1234	1304	1375	1436	1513	1585	1682	1820
		<b>OVERALL DIMENSIONS</b>			<b>SEAT DIMENSIONS</b>			<b>BACK DIMENSIONS</b>						
		<b>W</b>	<b>D</b>	<b>H</b>	<b>W</b>	<b>D</b>	<b>H</b>	<b>W</b>		<b>H</b>				
		IN 20.5 MM 521	23.5 597	48 1219	20.5 521	17.5 445	24-34 610-864	19 483		17.5-21.5 445-546				
			<b>RTA 2</b>	1 per carton										
 <p><b>Granada</b></p> <p><b>Operator Stool w/ 3N Arms</b>                      COM: 1.5 YD   1.37 M                      Unit weight: 47 LB   21.4 KG                      Carton weight: 52 LB   23.59 KG                      Carton volume: 15.75 FT³   0.44 MT³</p>	 <p><b>ADJUSTMENTS</b>                      (2) Pneumatic seat height                      (3) Back angle                      (4) Seat angle                      (6) Back/lumbar height</p> <p>Ergonomic features:                      C, D, F, G, H, M, N, Q</p>	<b>3288-50</b>	-	1185	1226	1272	1349	1419	1490	1551	1628	1700	1797	1935
		<b>OVERALL DIMENSIONS</b>			<b>SEAT DIMENSIONS</b>			<b>BACK DIMENSIONS</b>						
		<b>W</b>	<b>D</b>	<b>H</b>	<b>W</b>	<b>D</b>	<b>H</b>	<b>W</b>		<b>H</b>				
		IN 25.5 MM 648	23.5 597	48 1219	20.5 521	17.5 445	24-34 610-864	19 483		17.5-21.5 445-546				
			<b>RTA 2</b>	1 per carton										

DESCRIPTION	FEATURES	MODEL#	STANDARD TEXTILE GRADES											
			1	2	3	4	5	6	7	8	9	10	11	12
 <p><b>Minotaur - Work Stool</b> COM: 0.75 YD   0.69 M Unit weight: 11 LB   5 KG Carton weight: 19 LB   8.62 KG Carton volume: 14.5 FT³   0.41 MT³</p>	360° swivel. 5" pneumatic.  Ergonomic features: C	<b>9602-50</b>	-	298	318	342	380	415	450	481	519	555	604	673
		<b>OVERALL DIMENSIONS</b>			<b>SEAT DIMENSIONS</b>			<b>BACK DIMENSIONS</b>						
		<b>W</b>	<b>D</b>	<b>H</b>	<b>W</b>	<b>D</b>	<b>H</b>	<b>W</b>	<b>H</b>					
		IN 14	14	17.5	14	-	15-20	-	-					
MM 356	356	445	356	-	381-508	-	-							
		<b>RTA 00</b>		1 per carton										
 <p><b>Minotaur - Work Stool</b> COM: 0.75 YD   0.69 M Unit weight: 13 LB   5.9 KG Carton weight: 21 LB   9.53 KG Carton volume: 14.5 FT³   0.41 MT³</p>	360° swivel. 10" pneumatic.  Ergonomic features: C	<b>9604-50</b>	-	343	363	387	425	460	495	526	564	600	649	718
		<b>OVERALL DIMENSIONS</b>			<b>SEAT DIMENSIONS</b>			<b>BACK DIMENSIONS</b>						
		<b>W</b>	<b>D</b>	<b>H</b>	<b>W</b>	<b>D</b>	<b>H</b>	<b>W</b>	<b>H</b>					
		IN 14	14	26.5	14	-	21.5-31.5	-	-					
MM 356	356	673	356	-	546-800	-	-							
		<b>RTA 00</b>	1 per carton											
List price														
 <p><b>Minotaur - Work Stool</b> COM: N/A Unit weight: 12 LB   5.5 KG Carton weight: 16 LB   7.26 KG Carton volume: 13 FT³   0.36 MT³</p>	360° swivel. 5" pneumatic.  Ergonomic features: C	<b>9611-50</b>	472											
		<b>OVERALL DIMENSIONS</b>			<b>SEAT DIMENSIONS</b>			<b>BACK DIMENSIONS</b>						
		<b>W</b>	<b>D</b>	<b>H</b>	<b>W</b>	<b>D</b>	<b>H</b>	<b>W</b>	<b>H</b>					
		IN -	-	24.5	14	-	15-20	-	-					
MM -	-	622	356	-	381-508	-	-							
		<b>RTA 00</b>	1 per carton											
List price														
 <p><b>Minotaur - Work Stool</b> COM: N/A Unit weight: 14 LB   6.4 KG Carton weight: 22 LB   9.98 KG Carton volume: 14.5 FT³   0.41 MT³</p>	360° swivel. 10" pneumatic.  Ergonomic features: C	<b>9612-50</b>	517											
		<b>OVERALL DIMENSIONS</b>			<b>SEAT DIMENSIONS</b>			<b>BACK DIMENSIONS</b>						
		<b>W</b>	<b>D</b>	<b>H</b>	<b>W</b>	<b>D</b>	<b>H</b>	<b>W</b>	<b>H</b>					
		IN -	-	31	14	-	21.5-31.5	-	-					
MM -	-	787	356	-	546-800	-	-							
		<b>RTA 00</b>	1 per carton											
 <p><b>Minotaur - Heavy Duty Bench Stool</b> COM: 0.75 YD   0.69 M Unit weight: 13 LB   5.9 KG Carton weight: 17 LB   7.71 KG Carton volume: 5.5 FT³   0.15 MT³</p>		<b>9624-50</b>	-	296	316	340	378	413	448	479	517	553	602	671
		<b>OVERALL DIMENSIONS</b>			<b>SEAT DIMENSIONS</b>			<b>BACK DIMENSIONS</b>						
		<b>W</b>	<b>D</b>	<b>H</b>	<b>W</b>	<b>D</b>	<b>H</b>	<b>W</b>	<b>H</b>					
		IN 16	16	27.5	14	-	27.5	-	-					
MM 406	406	699	356	-	699	-	-							
		<b>RTA 00</b>		1 per carton										
 <p><b>Minotaur - Heavy Duty Bench Stool</b> COM: 0.75 YD   0.69 M Unit weight: 15 LB   6.8 KG Carton weight: 19 LB   8.62 KG Carton volume: 5.5 FT³   0.15 MT³</p>		<b>9632-50</b>	-	320	340	364	402	437	472	503	541	577	626	695
		<b>OVERALL DIMENSIONS</b>			<b>SEAT DIMENSIONS</b>			<b>BACK DIMENSIONS</b>						
		<b>W</b>	<b>D</b>	<b>H</b>	<b>W</b>	<b>D</b>	<b>H</b>	<b>W</b>	<b>H</b>					
		IN 16	16	32.5	14	-	32.5	-	-					
MM 406	406	826	356	-	826	-	-							
		<b>RTA 00</b>		1 per carton										

DESCRIPTION	FEATURES	MODEL#	STANDARD TEXTILE GRADES																																	
 <p><b>Minotaur - Task Chair</b> COM: N/A Unit weight: 22 LB   10 KG Carton weight: 26 LB   11.79 KG Carton volume: 13 FT<sup>3</sup>   0.36 MT<sup>3</sup></p>	<p>360° swivel. 5" pneumatic.</p> <p>Ergonomic features: C, E</p>	List price																																		
		9662-50	638																																	
		<table border="1"> <thead> <tr> <th colspan="3">OVERALL DIMENSIONS</th> <th colspan="3">SEAT DIMENSIONS</th> <th colspan="2">BACK DIMENSIONS</th> </tr> <tr> <th>W</th> <th>D</th> <th>H</th> <th>W</th> <th>D</th> <th>H</th> <th>W</th> <th>H</th> </tr> </thead> <tbody> <tr> <td>IN</td> <td>-</td> <td>-</td> <td>32</td> <td>18</td> <td>16.5-19</td> <td>14-19</td> <td>16.5</td> <td>16</td> </tr> <tr> <td>MM</td> <td>-</td> <td>-</td> <td>813</td> <td>457</td> <td>419-483</td> <td>356-483</td> <td>419</td> <td>406</td> </tr> </tbody> </table>		OVERALL DIMENSIONS			SEAT DIMENSIONS			BACK DIMENSIONS		W	D	H	W	D	H	W	H	IN	-	-	32	18	16.5-19	14-19	16.5	16	MM	-	-	813	457	419-483	356-483	419
OVERALL DIMENSIONS			SEAT DIMENSIONS			BACK DIMENSIONS																														
W	D	H	W	D	H	W	H																													
IN	-	-	32	18	16.5-19	14-19	16.5	16																												
MM	-	-	813	457	419-483	356-483	419	406																												
 <p><b>Minotaur - Task Stool</b> COM: N/A Unit weight: 29 LB   13.2 KG Carton weight: 33 LB   14.97 KG Carton volume: 13 FT<sup>3</sup>   0.36 MT<sup>3</sup></p>	<p>360° swivel. 10" pneumatic.</p> <p>Ergonomic features: C, E</p>	List price																																		
		9663-50	769																																	
		<table border="1"> <thead> <tr> <th colspan="3">OVERALL DIMENSIONS</th> <th colspan="3">SEAT DIMENSIONS</th> <th colspan="2">BACK DIMENSIONS</th> </tr> <tr> <th>W</th> <th>D</th> <th>H</th> <th>W</th> <th>D</th> <th>H</th> <th>W</th> <th>H</th> </tr> </thead> <tbody> <tr> <td>IN</td> <td>-</td> <td>-</td> <td>42</td> <td>18</td> <td>16.5-19</td> <td>20-30</td> <td>16.5</td> <td>16.5</td> </tr> <tr> <td>MM</td> <td>-</td> <td>-</td> <td>1067</td> <td>457</td> <td>419-483</td> <td>508-762</td> <td>419</td> <td>419</td> </tr> </tbody> </table>		OVERALL DIMENSIONS			SEAT DIMENSIONS			BACK DIMENSIONS		W	D	H	W	D	H	W	H	IN	-	-	42	18	16.5-19	20-30	16.5	16.5	MM	-	-	1067	457	419-483	508-762	419
OVERALL DIMENSIONS			SEAT DIMENSIONS			BACK DIMENSIONS																														
W	D	H	W	D	H	W	H																													
IN	-	-	42	18	16.5-19	20-30	16.5	16.5																												
MM	-	-	1067	457	419-483	508-762	419	419																												
 <p><b>Minotaur - Posture Task Chair</b> COM: N/A Unit weight: 26 LB   11.8 KG Carton weight: 30 LB   13.61 KG Carton volume: 13 FT<sup>3</sup>   0.36 MT<sup>3</sup></p>	 <p><b>ADJUSTMENTS</b> (2) Pneumatic seat height (3) Back angle (6) Back/lumbar height</p> <p>5" pneumatic.</p> <p>Ergonomic features: C, D</p>	List price																																		
		9664-50	726																																	
		<table border="1"> <thead> <tr> <th colspan="3">OVERALL DIMENSIONS</th> <th colspan="3">SEAT DIMENSIONS</th> <th colspan="2">BACK DIMENSIONS</th> </tr> <tr> <th>W</th> <th>D</th> <th>H</th> <th>W</th> <th>D</th> <th>H</th> <th>W</th> <th>H</th> </tr> </thead> <tbody> <tr> <td>IN</td> <td>-</td> <td>-</td> <td>32</td> <td>18</td> <td>16</td> <td>14-19</td> <td>16.5</td> <td>12.5-19</td> </tr> <tr> <td>MM</td> <td>-</td> <td>-</td> <td>813</td> <td>457</td> <td>406</td> <td>356-483</td> <td>419</td> <td>318-483</td> </tr> </tbody> </table>		OVERALL DIMENSIONS			SEAT DIMENSIONS			BACK DIMENSIONS		W	D	H	W	D	H	W	H	IN	-	-	32	18	16	14-19	16.5	12.5-19	MM	-	-	813	457	406	356-483	419
OVERALL DIMENSIONS			SEAT DIMENSIONS			BACK DIMENSIONS																														
W	D	H	W	D	H	W	H																													
IN	-	-	32	18	16	14-19	16.5	12.5-19																												
MM	-	-	813	457	406	356-483	419	318-483																												
 <p><b>Minotaur - Posture Task Stool</b> COM: N/A Unit weight: 27 LB   12.3 KG Carton weight: 33 LB   14.97 KG Carton volume: 13 FT<sup>3</sup>   0.36 MT<sup>3</sup></p>	 <p><b>ADJUSTMENTS</b> (2) Pneumatic seat height (3) Back angle (6) Back/lumbar height</p> <p>10" pneumatic.</p> <p>Ergonomic features: C, D</p>	List price																																		
		9665-50	855																																	
		<table border="1"> <thead> <tr> <th colspan="3">OVERALL DIMENSIONS</th> <th colspan="3">SEAT DIMENSIONS</th> <th colspan="2">BACK DIMENSIONS</th> </tr> <tr> <th>W</th> <th>D</th> <th>H</th> <th>W</th> <th>D</th> <th>H</th> <th>W</th> <th>H</th> </tr> </thead> <tbody> <tr> <td>IN</td> <td>-</td> <td>-</td> <td>42</td> <td>18</td> <td>16</td> <td>20.5-30.5</td> <td>16.5</td> <td>12.5-19</td> </tr> <tr> <td>MM</td> <td>-</td> <td>-</td> <td>1067</td> <td>457</td> <td>406</td> <td>521-775</td> <td>419</td> <td>318-483</td> </tr> </tbody> </table>		OVERALL DIMENSIONS			SEAT DIMENSIONS			BACK DIMENSIONS		W	D	H	W	D	H	W	H	IN	-	-	42	18	16	20.5-30.5	16.5	12.5-19	MM	-	-	1067	457	406	521-775	419
OVERALL DIMENSIONS			SEAT DIMENSIONS			BACK DIMENSIONS																														
W	D	H	W	D	H	W	H																													
IN	-	-	42	18	16	20.5-30.5	16.5	12.5-19																												
MM	-	-	1067	457	406	521-775	419	318-483																												
 <p><b>Minotaur - Operator Chair</b> COM: N/A Unit weight: 29 LB   13.2 KG Carton weight: 34 LB   15.42 KG Carton volume: 13 FT<sup>3</sup>   0.36 MT<sup>3</sup></p>	 <p><b>ADJUSTMENTS</b> (2) Pneumatic seat height (3) Back angle (4) Seat angle (6) Back/lumbar height</p> <p>5" pneumatic.</p> <p>Ergonomic features: C, D, F, G</p>	List price																																		
		9666-50	804																																	
		<table border="1"> <thead> <tr> <th colspan="3">OVERALL DIMENSIONS</th> <th colspan="3">SEAT DIMENSIONS</th> <th colspan="2">BACK DIMENSIONS</th> </tr> <tr> <th>W</th> <th>D</th> <th>H</th> <th>W</th> <th>D</th> <th>H</th> <th>W</th> <th>H</th> </tr> </thead> <tbody> <tr> <td>IN</td> <td>-</td> <td>-</td> <td>32</td> <td>18</td> <td>17</td> <td>15-20</td> <td>16.5</td> <td>12.5-19</td> </tr> <tr> <td>MM</td> <td>-</td> <td>-</td> <td>813</td> <td>457</td> <td>432</td> <td>381-508</td> <td>419</td> <td>318-483</td> </tr> </tbody> </table>		OVERALL DIMENSIONS			SEAT DIMENSIONS			BACK DIMENSIONS		W	D	H	W	D	H	W	H	IN	-	-	32	18	17	15-20	16.5	12.5-19	MM	-	-	813	457	432	381-508	419
OVERALL DIMENSIONS			SEAT DIMENSIONS			BACK DIMENSIONS																														
W	D	H	W	D	H	W	H																													
IN	-	-	32	18	17	15-20	16.5	12.5-19																												
MM	-	-	813	457	432	381-508	419	318-483																												

DESCRIPTION	FEATURES	MODEL#	STANDARD TEXTILE GRADES						
 <p><b>Minotaur - Operator Stool</b>                      COM: N/A                      Unit weight: 30 LB   13.6 KG                      Carton weight: 35 LB   15.88 KG                      Carton volume: 13 FT<sup>3</sup>   0.36 MT<sup>3</sup></p>	 <p><b>ADJUSTMENTS</b>                      (2) Pneumatic seat height                      (3) Back angle                      (4) Seat angle                      (6) Back/lumbar height</p> <p>10" pneumatic.</p> <p>Ergonomic features:                      C, D, F, G</p>	List price							
		9667-50	934						
		OVERALL DIMENSIONS			SEAT DIMENSIONS			BACK DIMENSIONS	
W	D	H	W	D	H	W	H		
IN -	-	42	18	17	21-31	16.5	12.5-19		
MM -	-	1067	457	432	533-787	419	318-483		
RTA 2		1 per carton							

INDUSTRIAL WIPE DOWN - 64



model 9632-64



model 9667-64



**Wipe Down - 64**  
Furniture designed for dry food manufacturers, hospitals and forensic labs requiring regular and immediate clean up of dust, dirt or powder.





\* images shown are for illustration purposes only.

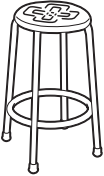

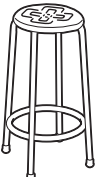




STANDARD FEATURES




- \*Wipe Down models have a Black pneumatic cylinder.
- Minotaur Wipe Down models have comfortable Black, self-skinned urethane (SSU) seats and backs.
- Seating features durable components including heavy gauge steel construction.
- Chip/corrosion/humidity resistant pneumatic lift cylinders and frames.
- Stools have a 5" or 10" Black pneumatic cylinder.
- All chairs have a Chrome back upright.
- All bench stools have Chrome frames.
- Five prong, heavy duty, injection molded fiberglass reinforced Black base with (C10R) hard surface flooring casters.
- Work stools are standard with (C7R) glides.

OPTIONAL FEATURES

- No arms are available for any work stools.
- Work stools are available with optional (C65R) casters, please specify. No upcharge.
- For additional arm/caster options, please refer to the Arm and Caster section (page 335, 356). *Optional casters may be priced higher than the standard casters for your chair and the difference will be charged. Lower priced optional casters will not be credited.*




DESCRIPTION	FEATURES	MODEL #	STANDARD TEXTILE GRADES						
 <p><b>Minotaur - Work Stool</b> COM: N/A Unit weight: 11 LB   5 KG Carton weight: 14 LB   6.35 KG Carton volume: 6.5 FT<sup>3</sup>   0.18 MT<sup>3</sup></p>	360° swivel. 5" pneumatic.  Ergonomic features: C	List price							
		9602-64	348						
		OVERALL DIMENSIONS			SEAT DIMENSIONS			BACK DIMENSIONS	
		W	D	H	W	D	H	W	H
IN		17.5	14	-	15-20	-	-		
MM		445	356	-	381-508	-	-		
		<b>RTA 00</b>	1 per carton						
 <p><b>Minotaur - Work Stool</b> COM: N/A Unit weight: 13 LB   5.9 KG Carton weight: 20 LB   9.07 KG Carton volume: 9.5 FT<sup>3</sup>   0.26 MT<sup>3</sup></p>	360° swivel. 10" pneumatic.  Ergonomic features: C	List price							
		9604-64	394						
		OVERALL DIMENSIONS			SEAT DIMENSIONS			BACK DIMENSIONS	
		W	D	H	W	D	H	W	H
IN		26.5	14	-	21.5-31.5	-	-		
MM		673	356	-	546-800	-	-		
		<b>RTA 00</b>	1 per carton						
 <p><b>Minotaur - Work Stool</b> COM: N/A Unit weight: 12 LB   5.5 KG Carton weight: 19 LB   8.62 KG Carton volume: 9.5 FT<sup>3</sup>   0.26 MT<sup>3</sup></p>	360° swivel. 5" pneumatic.  Ergonomic features: C	List price							
		9611-64	394						
		OVERALL DIMENSIONS			SEAT DIMENSIONS			BACK DIMENSIONS	
		W	D	H	W	D	H	W	H
IN		24.5	14	-	15-20	-	-		
MM		622	356	-	381-508	-	-		
		<b>RTA 00</b>	1 per carton						
 <p><b>Minotaur - Work Stool</b> COM: N/A Unit weight: 14 LB   6.4 KG Carton weight: 22 LB   9.98 KG Carton volume: 13.75 FT<sup>3</sup>   0.38 MT<sup>3</sup></p>	360° swivel. 10" pneumatic.  Ergonomic features: C	List price							
		9612-64	436						
		OVERALL DIMENSIONS			SEAT DIMENSIONS			BACK DIMENSIONS	
		W	D	H	W	D	H	W	H
IN		31	14	-	21.5-31.5	-	-		
MM		787	356	-	546-800	-	-		
		<b>RTA 00</b>	1 per carton						

DESCRIPTION	FEATURES	MODEL#	STANDARD TEXTILE GRADES						
 <p><b>Minotaur - Heavy Duty Bench Stool</b> COM: N/A Unit weight: 13 LB   5.9 KG Carton weight: 17 LB   7.71 KG Carton volume: 5.5 FT<sup>3</sup>   0.15 MT<sup>3</sup></p>		List price							
		9624-64	399						
		OVERALL DIMENSIONS			SEAT DIMENSIONS			BACK DIMENSIONS	
		IN		27.5	14	-	27.5	-	-
MM		699	356	-	699	-	-		
		<b>RTA 00</b>		1 per carton					
 <p><b>Minotaur - Heavy Duty Bench Stool</b> COM: N/A Unit weight: 15 LB   6.8 KG Carton weight: 19 LB   8.62 KG Carton volume: 5.5 FT<sup>3</sup>   0.15 MT<sup>3</sup></p>		List price							
		9632-64	421						
		OVERALL DIMENSIONS			SEAT DIMENSIONS			BACK DIMENSIONS	
		IN		32.5	14	-	32.5	-	-
MM		826	356	-	826	-	-		
		<b>RTA 00</b>		1 per carton					
 <p><b>Minotaur - Task Chair</b> COM: N/A Unit weight: 22 LB   10 KG Carton weight: 26 LB   11.79 KG Carton volume: 13 FT<sup>3</sup>   0.36 MT<sup>3</sup></p>	360° swivel. 5" pneumatic.  Ergonomic features: C, E	List price							
		9662-64	557						
		OVERALL DIMENSIONS			SEAT DIMENSIONS			BACK DIMENSIONS	
		IN		32	18	16.5-19	14-19	16.5	16
MM		813	457	419-483	356-483	419	406		
		<b>RTA 2</b>	1 per carton						
 <p><b>Minotaur - Task Stool</b> COM: N/A Unit weight: 29 LB   13.2 KG Carton weight: 33 LB   14.97 KG Carton volume: 13 FT<sup>3</sup>   0.36 MT<sup>3</sup></p>	360° swivel. 10" pneumatic.  Ergonomic features: C, E	List price							
		9663-64	690						
		OVERALL DIMENSIONS			SEAT DIMENSIONS			BACK DIMENSIONS	
		IN		42	18	16.5-19	20-30	16.5	16.5
MM		1067	457	419-483	508-762	419	419		
		<b>RTA 2</b>	1 per carton						
 <p><b>Minotaur - Posture Task Chair</b> COM: N/A Unit weight: 26 LB   11.8 KG Carton weight: 30 LB   13.61 KG Carton volume: 13 FT<sup>3</sup>   0.36 MT<sup>3</sup></p>	360° swivel. 5" pneumatic.  Ergonomic features: C, D	List price							
		9664-64	647						
		OVERALL DIMENSIONS			SEAT DIMENSIONS			BACK DIMENSIONS	
		IN		32	18	16	14-19	16.5	12.5-19
MM		813	457	406	356-483	419	318-483		
		<b>RTA 2</b>	1 per carton						

DESCRIPTION	FEATURES	MODEL#	STANDARD TEXTILE GRADES						
 <p><b>Minotaur - Posture Task Stool</b>                      COM: N/A                      Unit weight: 27 LB   12.3 KG                      Carton weight: 33 LB   14.97 KG                      Carton volume: 13 FT<sup>3</sup>   0.36 MT<sup>3</sup></p>	360° swivel 10" pneumatic.  Ergonomic features: C, D	List price							
		9665-64	778						
		OVERALL DIMENSIONS			SEAT DIMENSIONS			BACK DIMENSIONS	
		W	D	H	W	D	H	W	H
IN		42	18	16	20.5-30.5	16.5	12.5-19		
MM		1067	457	406	521-775	419	318-483		
		<b>RTA 2</b>	1 per carton						
 <p><b>Minotaur - Operator Chair</b>                      COM: N/A                      Unit weight: 29 LB   13.2 KG                      Carton weight: 34 LB   15.42 KG                      Carton volume: 13 FT<sup>3</sup>   0.36 MT<sup>3</sup></p>	360° swivel 5" pneumatic.  Ergonomic features: C, D, F, G	List price							
		9666-64	726						
		OVERALL DIMENSIONS			SEAT DIMENSIONS			BACK DIMENSIONS	
		W	D	H	W	D	H	W	H
IN		32	18	17	15-20	16.5	12.5-19		
MM		813	457	432	381-508	419	318-483		
		<b>RTA 2</b>	1 per carton						
 <p><b>Minotaur - Operator Stool</b>                      COM: N/A                      Unit weight: 30 LB   13.6 KG                      Carton weight: 35 LB   15.88 KG                      Carton volume: 13 FT<sup>3</sup>   0.36 MT<sup>3</sup></p>	360° swivel 10" pneumatic.  Ergonomic features: C, D, F, G	List price							
		9667-64	855						
		OVERALL DIMENSIONS			SEAT DIMENSIONS			BACK DIMENSIONS	
		W	D	H	W	D	H	W	H
IN		42	18	17	21-31	16.5	12.5-19		
MM		1067	457	432	533-787	419	318-483		
		<b>RTA 2</b>	1 per carton						



# INDUSTRIAL CASTER SELECTIONS

	MODEL #	MODEL NAME	COLOR	FLOORING	QUANTITY	LIST PRICE
	C7RSET	<b>Non-slip glide</b> Allows base to remain at caster height.  <b>Standard on Industrial, Anti-Microbial and Wipe Down Minotaur work stools.</b>	Black	vinyl, marble, hardwood	Set of 5	<b>\$96</b>
	C10RSET	<b>Integrated hard floor caster</b> 2" dual wheel caster. Hooded, large collar.  <b>Standard on Industrial and Wipe Down Minotaur stools.</b>	Black Grey urethane treads	vinyl, marble, hardwood	Set of 5	<b>\$104</b>
	C65RSET	<b>Integrated hard floor caster</b> 2" dual wheel caster. Hooded, standard collar.	Black Grey urethane treads	vinyl, marble, hardwood	Set of 5	<b>\$96</b>

## INDUSTRIAL CASTERS NOTES:

- The casters shown above are sold in sets for replacement purposes. This list price can also be used to calculate the upcharge to change casters at time of ordering a chair. Optional casters may be priced higher than the standard casters for your chair and the difference will be charged. Lower priced casters will not be credited.
- Industrial casters are not suitable for use on standard Global seating products.
- All casters are not appropriate for all flooring surfaces. Please consult with your sales representative or Global Customer Service representative for special situations that can be verified with the caster manufacturer. Alternate casters, if needed, may require an upcharge.

**PLEASE SPECIFY ALL SUBSTITUTIONS AND OPTIONS.**

# textiles and finishes

## Care and Cleaning

### Textiles

**Fabrics:** To extend the life of your seating upholstered in fabric, regularly dust the chair to prevent airborne particles from penetrating the fabric surface.

For light soiling, use a damp cloth and blot the spot with very light pressure, taking care never to soak the fabric. Dry with a clean cloth by blotting - never rub fabric. More intense stains can be treated the same way, but with a mild detergent. Always test fabric first in an unseen area before using any cleaning method.

**Leather:** For regular cleaning, simply use a soft damp cloth, taking care not to soak the leather. For more thorough treatment, soak a soft cloth in a mild soap solution and wipe surface in a light circular motion. Repeat with clean water. Allow to dry and polish with a soft dry cloth. Do not use detergents, aerosol sprays or other polishes.

### Hard Surfaces

#### Laminate, painted and plated metal finishes + solid surfaces:

Wipe the surface with a clean soft damp cloth; if needed, a mild soap solution (i.e. Ivory dishwashing liquid) can be used. To prevent streaks, dry the surface with a clean dry soft cloth moving in a circular motion.

---

### Textiles

- **Water-based cleaner (W):** Spot clean, using the foam only from a water-based cleaning agent, such as a mild detergent or non-solvent upholstery shampoo product. Apply foam with a soft brush in a circular motion. Vacuum when dry. Pretest small area before proceeding.
- **Solvent cleaner (S):** Spot clean, using a mild water-free solvent or dry cleaning product. Clean only in a well-ventilated room and avoid any product containing carbon tetrachloride or other toxic materials. Pretest a small area before proceeding.
- **Water/solvent cleaner (WS):** Spot clean with a mild solvent, an upholstery shampoo, or the foam from a mild detergent. When using a solvent or dry cleaning product, follow instructions carefully and clean only in a well-ventilated room. Avoid any product that contains carbon tetrachloride or other toxic materials. With either method, pretest a small area before proceeding.
- **Vacuum only (X):** Clean this fabric only by vacuuming or light brushing to prevent accumulation of dust and grime. Water-based foam cleaning agents of any kind may cause excessive shrinking, staining, or distortion of the surface pile and therefore, should not be used.
- **Crypton cleaning (C):** Generally stains are removed with plain water and powdered enzyme detergent. Upholstery foam shampoo, water-based cleaning products and germicidal detergents can be used. Be sure to remove all residue from cleaning products with clean water. Do not use solvent-based cleaners or dry cleaning products.
- These recommendations and codes were developed by fabric specialists. However, because of the various ways fabric can be stained or damaged, there is no guarantee that the results will be completely successful. Use suggested methods on your own responsibility. To help prevent overall soil, frequent vacuuming or light brushing to remove dust and grime is recommended. Use professional furniture cleaning service when overall soiled condition has been reached.

# TEXTILES AND FINISHES

## Carded Textiles

Grade 1	Bantam, Carrera, Dobby, Fusion, Illusion, Jenny, Quilt, Terrace, Trak, Urban, Waterfall, Wavelength
Grade 2	Allante FRee, Elevate, Etch, Imprint, Luxhide, Release, Vitality
Grade 3	Bobby, Canter EPU, Grid, Guild, Nomad
Grade 4	Beeline EPU, California, Continuum, Fedora, Graph, Manner, Merit, Messenger, Metric, Mode, Montana, Murmur, Optic, Rocket, Sierra GC, Ulster, Woolish
Grade 5	Beta, Cosmopolitain, Cover Cloth, Cross Dye, Digi Tweed, Endurance EPU, Eon EPU, Groove EPU, Keynote, Lavish, Lens, Magnify, Otto, Percept, Pip, Solitaire, Stimuli, Whit EPU
Grade 6	Faux Felt, Flock, Isabella, Novaro (leather), Pause, Sherlock, Stroll
Grade 7	Affinity, Brisa, Brisa Distressed, Channel, Everywhere Texture, Hush, Kit, Linnen, Luster, Lyre, Moon Beam 2, Odyssey, Oath, Palatine 2, Pleat, Synergy, Ultraleather
Grade 8	Dapple, Rainwater, Silica, Silica Etch, Silicone Element
Grade 9	Birch Bark Plaid, Grid, Inkling, Motif, Metal Strips, Silica Andy, Silica Stride
Grade 10	Net, Prescott Leather, Silica Cusp, Silica Hiatus, Spokes
Grade 11	Lena (leather), Lumi, Sierra (leather), Silica Deflect, Silica Reach
Grade 12	No standard Global textiles - provided for grading GPM (Global purchased material, customer specified) textiles
Grade 13	Sail (Designtex) pricing available on website (Build-It tool) or <a href="#">price list calculator</a>

## Two Grade Combination Chart

### FIRST TEXTILE SELECTED

	1	2	3	4	5	6	7	8	9	10	11	12	13	14
1	1													
2	2	2												
3	3	3	3											
4	3	4	4	4										
5	4	4	5	5	5									
6	5	5	5	6	6	6								
7	5	6	6	6	7	7	7							
8	6	6	7	7	7	8	8	8						
9	7	7	7	8	8	8	9	9	9					
10	8	8	8	8	9	9	9	10	10	10				
11	9	9	9	9	9	10	10	10	11	11	11			
12	10	10	10	10	10	10	11	11	11	12	12	12		
13	11	11	11	11	11	11	12	12	12	12	13	13	13	
14	11	11	12	12	12	12	12	13	13	13	13	14	14	14

Combining two textile grades on Global seating will result in the revised grade shown above.

- Assumptions: Two or more chairs are being ordered, there are no textile pattern repeats larger than 15" and the textile is at least 54" wide.
- A picture or sketch of where the two textiles are to be applied must be provided at time of order.
- This chart cannot be used for combining more than two textiles, a special quotation will be required for combining three or more textiles.

**Tackboard Textiles**

Anchorage  
 Brinx  
 Lola  
 Global seating textiles\*

\* Contact Customer Service for pricing

**FINISHES**

**Seating Finishes - Metal** *For available leg frame finishes for each seating series, please see page 360*

Antique Copper (ACO)	Black (TBL)	Brushed Chrome (BCH)	Buzz Blue (TBZ)	Cactus (TCC)	Carrot (TCR)
Cloud (TIV)	Chrome (CHM)	Designer White (TDW)	Dijon (TDJ)	Eggplant (TEG)	Fog (TFO)
Frost (TFR)	Ink (TIN)	Kalua (TKA)	Latte (TLA)	Mocha (TMO)	Nevada (TNE)
Sand (TSN)	Satin Brass (SBR)	Scarlet (TSR)	Shadow (TSH)	Toast (TOA)	Tungsten (TTU)

**Seating Finishes - Plastic** *(Bakhita\*, Duet, Duet Tables, Popcorn, Sonic, Spyker\* and Stream)*

Alloy (ALY)*	Buzz Blue (BZB)	Cactus (CCT)	Carrot (CRO)	Char (CHA)*	Cloud (IVC)
Dijon (DJN)	Eggplant (EGP)	Fog (FOG)	Frost (FRO)	Ink (INK)	Latte (LAB)
Milk (MLK)*	Night (BLK)	Sand (SND)	Scarlet (SAR)	Shadow (SHW)	

**Seating Finishes - Wood**

*Seating finishes will not necessarily match Casegoods finishes; Seating and Casegoods finishes use different wood species and are manufactured at multiple locations.*

Absolute (AAM)	Black (BKM)	Cherry (ACM)	Charcoal Java (CJM)*	Empire Mahogany (EMM)*	English Oak (EOM)
Espresso Cafe (ECM)	Fruitwood (TFM)	Gray (HGM)	Harvest Oak (HOM)*	Honey (AHM)	Jet Onyx (JOM)*
Light Honey (LHM)*	Mahogany (TMM)	Maple (AVM)	Medium Walnut (MWM)	Natural Walnut (NLW)	Night (ASM)
Noce Biondo (NBM)	Noce Grigio (NGM)	Noce Leggero (NEM)	Noce Medio (NMM)	Sandy Beach (SBM)*	Shaker Cherry (SKM)
Silver Oak (SOM)*	Walnut (TWM)	WC Cream (WTM)	White (WHM)	Winter Cherry (WCM)	

\*Available on Calidon series only.

**Desks, Workstations, Tables and Accessories - Laminate**

Absolute Acajou (ACJ)	Asian Night (ASN)	Avant Cherry (AWC)	Avant Honey (AWH)	Black (BLK)	Brushed Cobalt (BRC)
Clear Maple (CMB)	Dark Espresso (DES)	Designer White (DWT)	Fashionista (FAS)	First Class (FCL)	Hayden Grey (HGT)
Noce Biondo (NBL)	Noce Grigio (NGL)	Noce Leggero (NEL)	Noce Medio (NML)	Quartered Mahogany (QTM)	Sheer Beauty (SBY)
Storm Grey (SOG)	Walnut Heights (WHE)	White Chocolate (WHC)	Winter Cherry (WCR)	Writable surface (WRW)*	

\*Available on Zook series only

**Solid Wood and Laminate Coordinating Colors**

**Solid Wood Colors**

Absolute (AAM)  
 Black (BKM)  
 Cherry (ACM)  
 Espresso Cafe (ECM)  
 Fruitwood (TFM)  
 Gray (HGM)  
 Honey (AHM)  
 Mahogany (TMM)  
 Maple (AVM)  
 Medium Walnut (MWM)  
 Night (ASM)  
 Noce Biondo (NBM)  
 Noce Grigio (NGM)  
 Noce Leggero (NEM)  
 Noce Medio (NMM)  
 Walnut (TWM)  
 WC Cream (WTM)  
 White (WHM)  
 Winter Cherry (WCM)

**Laminate Colors**

Absolute Acajou (ACJ)  
 Black (BLK)  
 Avant Cherry (AWC)  
 Dark Espresso (DES)  
 Hayden Grey (HGT)  
 Avant Honey (AWH)  
 Quartered Mahogany (QTM)  
 Clear Maple (CMB)  
 Asian Night (ASN)  
 Noce Biondo (NBL)  
 Noce Grigio (NGL)  
 Noce Leggero (NEL)  
 Noce Medio (NML)  
 White Chocolate (WHC)  
 Designer White (DWT)  
 Winter Cherry (WCR)

**File Finishes - Standard**

Black (BLK)	Bone (BNE)	Business Grey (BGR)	Charcoal (CHR)	Claret (CLT)	Desert Putty (DPT)
Designer White (DWT)	Fog (FOG)	Grey (GRY)	Ice (ICE)	Ivory (IVR)	Light Grey (LGRI)
Metro (MET)	Moss (MOS)	Navy (NVY)	Nevada (NEV)	Oyster (OYS)	Sky (SKY)
Silver (SIL)	Stone (STN)	Storm Grey (SGR)	Tahiti Sand (TSA)	Taupe (TPE)	Tungsten (TUN)*
Willow (WIL)					<i>*10% upcharge applies</i>

**File Finishes - Textured**

Black Coffee (BKC)	Blizzard (BZD)	Dark Chocolate (T19)	Mocha (MCH)	Stonedust (SDT)
--------------------	----------------	----------------------	-------------	-----------------

# METAL LEG, FRAME + BASE FINISH CHART

	paint finishes																		plated finishes							
	Black	Tungsten	Shadow	Latte	Mocha	Kallua	Toast	Designer White	Nevada	Fog	Cloud	Sand	Frost	Dijon	Carrot	Scarlet	Cactus	Buzz Blue	Eggplant	Ink	Chrome	Brushed Chrome	Satin Brass	Antique Copper		
OLD FINISH CODE	BLK	TUN	SHW	LAB	J52	KAL	TOA	DWT	NEV	FOG	IVC	-	-	-	-	-	-	-	-	-	CH	BSC	-	-		
NEW FINISH CODE	TBL	TTU	TSH	TLA	TMO	TKA	TOA	TDW	TNE	TFO	TIV	TSN	TFR	TDJ	TCR	TSR	TCC	TBZ	TEG	TIN	CHM	BCH	SBR	ACO		
<b>GUEST SEATING</b>																										
Caprice	•	•	•	•	•	•	•	•	•	•	•	•	•	•	•	•	•	•	•	•	•*	•*	•*	•*		
Comet	•	•	•	•	•	•	•	•	•	•	•	•	•	•	•	•	•	•	•	•	•*					
Diplomat	•	•	•																		•*					
Key	•	•	•																		•					
Lite	•	•	•	•	•	•	•	•	•	•	•	•	•	•	•	•	•	•	•	•	•*	•*	•*	•*		
Locust	•	•	•																		•					
Marche	•	•																			•*	•*				
Moda (four leg)	•*	•*	<i>Also available in three woodgrain patterns</i>																		•					
Sas	•	•						•													•*					
Sidero	•	•	•	•	•	•	•	•	•	•	•	•	•								•*					
Solo (models 5225 + 5226)	•	•																			•*					
Supra	•	•	<i>Task bases also available in polished aluminum</i>																		•*	<i>(armchairs only)</i>				
Twilight	•	•																			•*					
Tye (armchair)	•	•																			•*					
<b>STACKING/NESTING CHAIRS</b>																										
Duet (sled bases)																					•					
Moda (stacking)																					•					
Popcorn (sled bases)																					•					
Rebound	•	•	•	•	•	•	•	•	•	•	•	•	•	•	•	•	•	•	•	•	•*	•*	•*	•*		
Roma Nester	•	•	•																		•*					
Sonic	•	•	•	•	•	•	•	•	•	•	•	•	•	•	•	•	•	•	•	•	•					
Spritz (four leg bases)	•	•	•																		•*					
Stream (multi-purpose)	•	•	•	•	•	•	•	•	•	•	•	•	•	•	•	•	•	•	•	•	•*	•*	•*	•*		
Vion (multi-purpose)	•	•	•							•											•*					
Zoma	•	•	•																		•*					
<b>LOUNGE SEATING</b>																										
Ballara	•	•						•													•*	•*				
Citi (seating + tables)	•	•																			•*					
Citi Square	•	•	•	•	•	•	•	•	•	•	•	•	•	•	•	•	•	•	•	•	•*	•*	•*	•*		
Drift (sled base seating + tables)	•	•	•	•	•	•	•	•	•	•	•	•	•	•	•	•	•	•	•	•	•*					
Jeo (pedestal bases on chairs and tables)																					•	•				
Jeo (armchair, model 8437)	•	•						•													•*	•*				
ML	•	•						•													•	•				
ML Park	•	•						•	<i>Also available in polished aluminum (ALU) and brushed aluminum (BAL)</i>																	
River	•	•	•	•	•	•	•	•	•	•	•	•	•								•					
River+ (legs)	•	•	•	•	•	•	•	•	•	•	•	•	•								•					
Sirena (table legs)	•	•																								
Venture	•	•																			•					
Wind	•	•	•	•	•	•	•	•	•	•	•	•	•	•	•	•	•	•	•	•	•	•*	•*	•*		
Wind Linear	•	•	•	•	•	•	•	•	•	•	•	•	•	•	•	•	•	•	•	•	•	•*	•*	•*		

\* Upcharge required for this finish selection.

**BELOW YOU WILL FIND GENERAL INFORMATION ON PLACING COM (CUSTOMER'S OWN MATERIAL) OR GPM (GLOBAL PURCHASES CUSTOMER'S MATERIAL) ORDERS. PLEASE FOLLOW THESE STEPS TO ENSURE YOUR ORDER IS PROCESSED QUICKLY.**

1. You can access the Customer's Own Material (COM) order form from the Dealer Centre or directly at <https://www.globalfurnituregroupapps.com/COMForm>.
2. Fill out the "COM/GPM AUTHORIZATION FORM" with all appropriate information:
  - Enter the dealership name, address, contact name, phone number and email address.
  - Enter fabric name/color and mill/manufacturer name (mandatory fields).
  - Enter the chair model and quantity of chairs for the fabric to be used on.
 You must also select the fabric direction for the seat and the back by clicking on the chair image and then selecting the direction. If you make a mistake with the direction you can click on the "here" text under the image.
3. Once you have entered all the information on the form, click "Submit" at the bottom of the screen. You will receive a copy of the form by email and a reference number for your records. The Fabric Department at Global will also get a copy.
4. Once the Fabric Department reviews the form, you may be asked to provide a sample of the fabric for approval. This will apply for any fabrics that have not been approved in the past.

**Please mail the sample to:**

Fabric Coordinator  
596 Supertest Road  
Toronto, Ontario  
M3J 2M6

5. The Fabric Department will review your application and they will either approve or deny it. Once the request is approved, you will receive an email containing the approval with the fabric code and the amount of fabric yards to send in. There is also a label with a barcode for the sender to attach to the fabric coming in.

**All Canadian and international customers,** send to:

Global Upholstery Co. Inc.  
596 Supertest Road  
Toronto, Ontario  
M3J 2M6

*Global reserves the right to reject a textile if it is found unacceptable for any reason.*

**COM / GPM(special) AUTHORIZATION REQUEST/TRACKING FORM**

**CUSTOMER INFORMATION** (To be filled by the Dealer) *Use one form per fabric.*  
Note: Incomplete information may delay or prevent approval

Dealer/Company Name:  Email:   
 Address:  City:  Postal Code:   
 Contact Name:  Phone:   
 P.O.#:  Contract #:  Date:

Design Specifier of Record (often requested by Mill for Sales Commissions):

---

**FABRIC INFORMATION**

1. Fabric Name (series/style):   
 Fabric color name and description (including specifically designed):   
 2. Mill/Manufacturer name:  Mill phone#:   
 Website address (if available):   
 3. Specified fabric's country of origin (if available):   
 4. Fabric Specification/data sheet (if available please upload and disregard step 5 Attached?)  
 Yes, skip Step #5.  No, complete Step #5.  
 5. Fabric content (% Cotton, % Polyester, etc.):   
 Fabric Width:  Pattern Repeat: Warp  Fill   
 Railroaded?  Yes  No FR Chemical?  Yes  No

---

**FABRIC APPLICATION INFORMATION**

Chair Model	Qty.	Multi Fabric:	Special Instructions for CS and buyer	Special Instruction (e.g. reverse side, off directional road pattern, sealed seam, moisture barrier etc.)
<input type="text"/>	<input type="text"/>	Yes <input type="radio"/> (Drawing attached) No <input checked="" type="radio"/>	<input type="text"/>	Sealed seam: Yes <input type="radio"/> No <input checked="" type="radio"/> Off Directional road pattern: Yes <input type="radio"/> No <input checked="" type="radio"/> Moisture barrier: Yes <input type="radio"/> No <input checked="" type="radio"/> Inside out: Yes <input type="radio"/> No <input checked="" type="radio"/> Other options: Yes <input type="radio"/> No <input checked="" type="radio"/>

---

**FABRIC DIRECTION**

New fabric request  
Attach fabric sample (12" x width of fabric roll) in correct direction and side


CANADIAN AND INTERNATIONAL CUSTOMER  
Mail to: Fabric Coordinator, 596 Supertest Road, Toronto, Ontario, M3J 2M6

USA CUSTOMER  
Mail to: Customer Service Rep., 37 W 30th Rd # 3116, Marlton, NJ 08053, USA

Previously approved fabric  
 Previous Global Approval/order #

Attach textile sample (8"x8" swatch) in correct direction and side

\* Please click on the image above to select the direction for the fabrics for the seat and back.



---

**GLOBAL UPHOLSTERY AUTHORIZATION** (To be filled by Global Upholstery)

Global Approval #  Fabric yard (required for the order)  Fabric code

Signature:  Print Name:  Date:

Comment:

COM \*\* Customer's Own Material  
Once approval is done, send the specified fabric amount for order to: 596 Supertest Road, Toronto, Ontario, M3J 2M6

PS: 1. Global Upholstery cannot be responsible for fabric received without the Approval/Acknowledgement #. 2. Global requires MIDB and Country of Origin for fabric supplied by customer from Mill to complete the order and for future references.

Submit



This illustrated list price book has been designed to facilitate fast reference and easy use. Products are categorized into "seating", "desks", "files", "panels" or "tables" and are listed numerically within their categories. The line drawings match actual photographs (where possible) to aid in instant recognition of the total range within a series.

Sales of Global Furniture Group ("Global") products are made only on Global's standard Terms and Conditions of sale which are contained in this list price book. The "Purchaser" in these Terms and Conditions shall refer to Dealers and those who originally purchase directly from Global for use or re-sale. These standard Terms and Conditions may be modified or supplemented only by a separately written document signed by Global's authorized personnel at its head office in Toronto, Ontario, Canada. Any term or condition contained in any purchase order or other form used by the Purchaser to order goods (including standard, printed language) which is different from, in addition to, or in any way inconsistent with Global's standard Terms and Conditions shall be of no force or effect whatsoever.

All illustrations, specifications and prices in this list price book are based on the latest product information available at time of publication. Global reserves the right to make changes at any time and without prior notice to prices, colors, materials, specifications and models offered.

#### Description

Each product shown or described in this list price book is standard Global product. Available options are noted at the beginning of each series. Available options may require additional delivery time and cost, and may affect the warranty given. Sizes and weights shown are approximate and are subject to slight changes from time to time.

#### Prices and Payment

The prices shown in this list price book as well as those quoted by Global, are in Canadian dollars for orders shipped to destinations in Canada.

If shipping date requested is more than 90 days from date of order, Global shall reserve the right to use published list prices effective at time of shipment.

Orders are invoiced at time of shipment. Terms of payment are net 30 days from date of invoice unless otherwise stated. The Purchaser agrees that Global shall reserve the right to enforce a charge amounting to 1.5% per month (18% per year) on invoices outstanding more than 30 days.

If the Purchaser's most recent annual net volume is less than \$5,000, Global may suggest payment be made in advance.

All orders are subject to the Purchaser complying with Global's prevailing credit policy.

Any products sold by Global shall remain the property of Global until fully paid.

Prices are suggested list prices only and are subject to change without notice. Global will, however, attempt to keep the Purchasers up-to-date on all developments including price changes.

#### Taxes

All prices shown in this list price book are exclusive of sales, use, excise, HST and other applicable taxes and duties which may be the Purchaser's responsibility as per the invoice issued by Global. If the Purchaser claims an exemption from such taxes, it shall be the Purchaser's responsibility to furnish Global with an appropriate exemption certificate at time of order.

#### Ordering Information

Global requires that all orders be submitted in writing and will be acknowledged on Global's acknowledgement forms governing the transaction.

The details appearing on this acknowledgement will describe the items to be shipped and the approximate shipping date. It is the Purchaser's responsibility to determine that the information in the acknowledgment is correct. In the event of an error, the Purchaser must notify their Global Customer Service representative immediately by telephone followed by written confirmation. Shipping dates are assigned to orders based on the items having the longest manufacturing lead time (unless instructed to partial ship).

At time of order, please provide the following information:

1. Account number (if possible)
2. PO number
3. "Bill to" and/or "Ship to" and name and address
4. Complete model number and selected options including textiles/finishes
5. Special instructions and tag information
6. Shipping instructions, please indicate:
  - a. pick up
  - b. Global trailer program
  - c. common carrier, provide name of carrier, your account number
7. Special quote (SQ) # or MTM # (if applicable)
8. Customer's Own Material (COM), Global Purchased Material (GPM), Customer's Own Leather (COL), see below.
9. For specials and custom quoted product, please indicate the custom quote # on your PO. If changes are made to the quote a new quote must be issued prior to submitting the order. It is the Purchaser's responsibility to determine that the information on the quote is correct. Global will not be responsible for wrong product due to errors in the quote.

The above points will be checked by Global for accuracy. Global will process orders using the codes provided by the Purchaser. Price discrepancy is the responsibility of the Purchaser. The Purchaser must notify Global prior to invoicing.

The Purchaser is responsible for providing correct information at time of order. If no option(s) are selected the system will default to standard feature(s). Orders with missing/incorrect information (finish, etc.) will be put on hold until all information is complete. Orders will be scheduled for manufacturing upon receipt of complete information.

#### Changes and Cancellations

After the date of Global's acknowledgment of the Purchaser's order, the order may not be changed or cancelled by the Purchaser without the written consent of Global. Orders for products upholstered in "special order textiles" (GPM) cannot be cancelled once material has been purchased. Special order items, COM and textile-covered items already in production are not subject to change or cancellation under any circumstances. Textile-covered items are considered to be in production once the textile is scheduled for cutting. Other standard items already in production are subject to a minimum 35% cancellation charge.

#### Errors and Omissions

All quotations, acknowledgements and invoices are subject to corrections for any errors and omissions.

#### Casters

The list price book specifies the caster which comes standard with each chair model. Most chairs are equipped with C1 or C65 casters which are best used on carpeted surfaces. If it is intended to use the product on hard surfaces such as ceramics, concrete, linoleum or hardwood, it is recommended to use different casters. It is the responsibility of the customer to determine the standard caster for a particular product and whether such caster is appropriate for the given application. The Arm and Caster section illustrates the caster options offered by Global and their suggested uses.

#### FINISHES

##### Seating Finishes - Painted

Where painted frames are not a standard color, a special quote is required.

##### Seating Finishes - Wood Stained

A one time setup fee of \$250 net will be applied per order for custom wood staining/color matching requests. This payment will be valid for 5 years from the date it is set up. After 5 years, the \$250 setup fee will apply again. Restrictions may apply. The customer must provide a 3" x 3" color chip/sample.

For application of customer's own wood stain, there will be an upcharge of 10% list price, per unit (in addition to the option upcharge, when applicable). For orders with custom stain unit quantities of 30 or more, the upcharge may be reduced or eliminated. A [Special Product Request](#) must be submitted for a quotation.

##### Custom Wood Staining

Custom wood staining procedure for wood seating is as follows. Customer provides a sample of the desired wood finish. That sample is sent to Global's Specials Department. Several finished samples will be sent back. The customer/end user will sign off on the samples (keeping one for their records) and return the rest of the samples. Global will not necessarily match the wood species but rather will generate a color that will coordinate with the sample when it is applied to the wood species used in the seating frame.

##### File Finishes

There is no upcharge on any standard file finish. Any non-standard file finish must be approved by Global prior to acceptance of order and may be subject to an upcharge.

9300 Series, 9300 Plus Series, G Series Pedestals can be ordered in non-standard finishes with a 10% upcharge on orders up to and including 10 units. There is no upcharge on orders of 11 units or more.

Please note:

- You can only combine 9300 Series and 9300 Plus Series to meet the 11 unit minimum.

An upcharge of 10% will apply to Metallic, Mica and any non-standard White finishes regardless of the number of units ordered.

##### Wood Veneer Finishes

Because the distinctive characteristics and the nature of wood products cause variations, exact matches are not always possible. Global will not be held responsible if the finishes cannot be matched.

**Customer's Own Material (COM)**

Use of COM must be approved by Global prior to acceptance of order. Please submit the Authorization Request Form. Photocopy and use this form as often as necessary. The customer must provide a 12" x 12" textile sample and advise how the textile is to be applied and quantity of textile being sent. **Textile yardage requirement will be advised by the factory, and additional yardage may be required if pattern requires matching.** Upon approval from Global, send textile to the COM Department at: 596 Supertest Road, Toronto ON, M3J 2M5. Send to the address provided on shipping document upon approval from Global. If COM is difficult to apply or if product is required to be modified, extra charges will apply. Global reserves the right to cancel an order at any time if COM is inadequate for any reason. COM must be shipped freight and duties paid if applicable to our factory. Such shipment must be fully identified with the Purchaser's order number, and the item for which the material is intended. Performance of COM when applied to product is the sole responsibility of the Purchaser. Global's standard product warranty shall not apply to COM.

COM price is the lowest published price/grade for the series. The published yardage requirement for COM orders is approximate and shown beside each item in the list price book. The yardage shown there is based on the textile requirements for cutting and sewing a single chair in a plain patterned textile. For textiles with a pattern repeat or for COM orders involving 10 or more chairs, please consult with Customer Service for recalculation of the yardage requirements as this may significantly change the textile requirement.

**Textile Grading**

All products are priced according to their standard textile grade. Lower grade textiles may be available but at the same price as standard textile grade. See Textiles and Finishes section for graded textiles.

Combining two grades of textiles may result in a revised grade. Please refer to "Two Grades Combination Chart" in the Textiles and Finishes section. For more than two textiles a special quotation is required.

**Global Purchased Material, Customer Specified (GPM)**

Global may purchase material specified by the customer. Use of GPM must be approved by Global prior to acceptance of order. If it is difficult to apply or if product is required to be modified, extra charges will apply. Global reserves the right to cancel an order at any time if GPM is inadequate for any reason. Performance of GPM when applied to product is the sole responsibility of the textile vendor. Global's standard warranty will not apply to GPM materials.

**Customer's Own Leather (COL)**

Not all seating can be upholstered in leather. Please consult service notes for availability. COL price is the lowest published grade for the series (leather or fabric).

**Upholstery Coverings**

Slight variations in color may occur between dye lots. Although Global attempts to minimize these variances, they do occur and must be accepted as normal and will not be considered defects.

**Leather is a Natural Product**

Natural variations occur in the color, grain and texture of leather. As a result, a degree of variation should be expected. As leather is used it develops a patina. Its color changes slightly, it will get marked and it will stretch and pull, these are the hallmarks of genuine leather and are not considered defects.

**Yardage**

Required yardage (yd) is based on unmatched materials with widths of 54" for seating, 63" for panels.

**Arms**

A wide selection of arms are available for some series. See Arm Chart in the Seating list price book.

**Weight**

In the Seating list price book, weight is provided for both unit weight and carton weight. In the Desking + Tables and Metal Filing + Storage list price books, carton weight is provided.

**Delays**

Global's order acknowledgment will state a shipping date which is Global's best estimate at the time the order is acknowledged. However, Global shall not incur any obligation or liability to the Purchaser for failure to ship by specified date unless Global has agreed to an unequivocal shipping date in a separately signed written document executed by its authorized personnel at its head office. In addition, Global will not be liable for any loss or damage resulting from any delay or failure in shipment or other failure to perform all or any part of the agreement between the parties with respect to the goods shown on the face of the order acknowledgement where such delay, failure, loss or damage is the proximate result of any act of any governmental authority or political subdivision thereof, revolution, riot, civil disorder or disturbance, delay or default in transportation, strike disputes among or between labor unions or other labor disputes, delay or inability in obtaining materials and facilities, fire, flood, act of God or any cause not within the reasonable control of Global.

**Free on Board (FOB)**

FOB point is Global's Factory, Toronto, Ontario, Canada.

**Courier Type Shipments**

This symbol is used to indicate that the adjacent product can be sent by courier type shipments, such as Federal Express, Purolator, CanPar and UPS.

**Shipping**

The Purchaser must select, at time of order, one of two methods of freight payment. Global will make no end-user shipments unless special arrangements have been made.

1. FOB point of shipment, freight collect - pick up and common carrier.
2. FOB point of shipment, freight prepaid and invoiced to the Purchaser - Global Trailer Program.

All deliveries are dock to dock.

**Service**

Service requests are normally the responsibility of Global's authorized Dealers. Where this cannot be accomplished on a local level, service problems should be referred to Global's Customer Service Department.

Global/Express (Canada)  
Tel: (905) 660-5101 or 1-800-567-8901  
Fax: (905) 660-4759 or 1-800-375-5134

Global International  
Tel: (416) 661-3660  
Fax: (416) 661-661-0983 or 1-877-585-5579

**Returns**

No returns of goods will be accepted without written consent and shipping instruction from Global. A minimum re-stocking charge of 35% is made on all authorized returns for credit or refund, provided goods are received by Global in the condition in which they left the factory. This may increase depending on the type of product. Global's Return Goods Authorization (RGA) numbers must appear prominently on all authorized returns. Global will not be responsible for return freight costs. No credit will be given if goods cannot be reused as new. Special order items, non-stock items and COM products are in no event subject to return. All returns must be approved and authorized in writing by Global Customer Service. Global reserves the right to refuse delivery of any unauthorized returns.

**Claims**

All goods are sold FOB plant or Global Distribution Center. Global is not responsible for damage which occurs in transit (or in storage). The carrier signs for all goods received in apparently good order. It is the Purchaser's responsibility to examine goods upon receipt and to file any claims with the carrier for losses or damage to the product occurring during transit, including concealed damage.

Any claims made against Global for apparent defects, errors or shortages must be made by the Purchaser, in writing, within 15 working days after any delivery. Failure by the Purchaser to make any claim against Global within 15 days shall constitute acceptance of the goods and a waiver of any apparent defects, errors or shortages.

**Suspension**

In the event that the Purchaser defaults in the payment of any sum due to Global, or in the event the Purchaser's financial condition becomes unsatisfactory to Global, Global shall have the right to defer or discontinue shipment of any goods until such time as the default is cured or the Purchaser provides assurance of payment to Global.

**Copyright**

All catalogs, photographs, drawings, list price books and other printed materials are protected by copyright. All rights reserved.

**Trademarks**

All trademarks are owned by Global Furniture Group other than OBUSFORME™ which is owned by OBUSFORME LTD CO., a division of Homematics Inc., MOR-CARE which is owned by MORBERN INC, Perma-Mesh which is the property of J.B. Research Inc. SCHUKRA™ which is owned by SCHUKRA MANUFACTURING INC. OBUSFORME® and the distinctive backrest design are registered trademarks of OBUSFORME LTD CO.

**Designs and Patents**

Many of the products produced by Global are protected by design registrations, design patents and/or patents. Design and specifications are subject to change, discontinuance or additions without notice.

For a full listing of issued trademarks, please visit [globalfurnituregroup.com](http://globalfurnituregroup.com).

**Cubic Measure**

The stated volume is an approximate cubic foot measure that may be used to calculate freight costs. The figure shown is the total shipping volume of a unit (e.g. if a part is sent in 2 cartons the volume indicated reflects both cartons together) and is subject to change without notice. It is most economical to purchase the specified number per carton.



**Combined Shipments**

Global will make every effort to combine shipments and orders on written request. However, Global cannot be held responsible where such requests are not complied with.

**Offer of Sale**

Possession of this list price book or any other literature shall not imply the company's willingness to sell to the holder and shall not be construed as a direct offer of sale.

*If a conflict arises between: (i) prices found in software support packages furnished to the customer by Global or by any other source on behalf of Global; and (ii) Global's current pricing found on Global's website, then the most current shall prevail.*

**Testing Qualifications**

Many Global products pass or exceed the most stringent industry testing standards.

**Disclaimer**

Metric dimensions are provided for seating products for reference only. In the event that there is a discrepancy between imperial measurements and metric measurements, imperial measurements shall prevail. Prices shown are current manufacturer's suggested list prices at time of printing. Updated pricing is available on Global's website. All applicable taxes are extra. Descriptions, specifications and prices are subject to change without notice. Errors and omissions are subject to correction.

**Fire Rating**

The state of California recently repealed CAL TB133, but requests for it may still occur until local fire codes are updated and/or a national standard is declared. Global will no longer test products to meet CAL TB133.

The industry is supporting the adoption of CAL TB117-2013 as the accepted fire standard and will be what Global can support. CAL TB117 outlines performance standards and methods for testing the smolder resistance of cover textiles, barrier materials, filing materials and decking materials used in upholstered furniture. This is done by a "cigarette test".

CAL TB117-2013 does not require a fire blocker or any additional components to achieve the rating. All Global foams and textiles (carded & GPM) meet CAL TB117-2013 requirements without any harmful chemicals. Global can provide third party CAL TB117-2013 certifications upon request for any textile or foam by model.

Often the Fire Marshal will request 'NFPA 261', however, this is not a test required by our industry or provided by Global. CAL TB117-2013 is the equivalent and can be accepted at the discretion of the Fire Marshal.

**WARNING - SEATING PRODUCTS  
TO PREVENT PRODUCT FAILURE AND POSSIBLE INJURY:**

Ensure that the appropriate selection is made for the intended use of the chair including user's weight. Some chairs are not recommended for users above a certain weight. Frequently inspect the chair for visible cracks and tighten all screws, bolts and adjustable knobs. If the chair is damaged or unstable, immediately remove it from service.

Any information or suggestions concerning applications, specifications or compliances with codes and standards is provided solely for your convenient reference and without any representation as to accuracy or suitability. Global disclaims any legal responsibility. The user must verify and test the suitability of any information or products for his specific application. Global reserves the right to change the Terms and Conditions in the list price book without notice.

**This list price book is effective as of January 2025.**

For periodic updates, please check the PDF at [globalfurnituregroup.com](http://globalfurnituregroup.com). After login, select Resources then Price Lists. From here you will have the option to select either the Seating, Desking + Tables or Metal Filing + Storage price list books. Global warrants that all commercial products are free from defects in material and workmanship, for the life of the product, to the original Purchaser.

Global warrants that all commercial products are free from defects in material and workmanship, for the life of the product, to the original Purchaser.

Global will repair or replace, at Global's option, as the sole remedy for any defect covered by the warranty. The warranty applies to products manufactured after March 22, 2016.

Global makes no warranty that any of its products are suitable for any particular purpose and makes no other warranties, express or implied, other than those set out here. As codes and standards vary from one jurisdiction to another, references to compliance are solely for convenience and without any representation as to accuracy or suitability. Users must verify the suitability of such information or product for their specific application. In no event shall Global be liable in either tort or contract for any loss or direct, special, incidental, consequential, or exemplary damages.

### General Commercial Seating

Global's warranty for general commercial seating covers all chair components including pneumatic cylinders, bases, casters, glides, frames, arms, plastic seats, backs and other structural components. The warranty applies to single shift, standard commercial usage, defined as a standard eight (8) hour day, forty (40) hour week for users weighing up to 300 lbs.

Exceptions to the warranty for general commercial seating are as follows:

- Foam, upholstery, textiles (as sampled on Global branded and textile program cards), mesh material and electrical devices, are warranted for five (5) years
- Control mechanisms are warranted for twelve (12) years
- Heavy duty seating and light use seating are not defined as General commercial seating (see below for warranty exceptions)

### Heavy Duty Seating

Global offers products designed for multiple shift applications (24 hours a day / 7 days a week) and larger individuals weighing up to 350, 400, 500 and/or 600 lbs. (depending on series and/or model). Global warrants these products for twelve (12) years to the original Purchaser. All components (including control mechanisms, pneumatic cylinders, bases, casters, glides, frames, arms, plastic seats/backs, etc.) are covered for 24/7 applications under the warranty. The exceptions are foam, upholstery and textiles, which are covered for five (5) years. Fabric or upholstery material on these products must exceed 100,000 double rubs for the textile portion of the warranty to apply. Heavy duty product series that apply under this warranty can be found in the Heavy Duty section of the list price book.

### Light Use Seating

Global offers light use seating that is warranted for ten (10) years for the original Purchaser. The warranty covers all components (frames, glides and arms). The foam/textiles are warranted for five (5) years. The warranty on these light use series is for an eight (8) hour day, forty (40) hour week for users up to 200 lbs. Light use product series that apply under this warranty currently consists of the Key series.

### Outdoor Furniture

Global offers products designed for use indoors or outdoors. Global warrants these products for three (3) years to the original purchaser. This warranty applies to single shift (eight (8) hour day, forty (40) hour week) for users weighing up to 275 pounds, unless noted otherwise. Outdoor furniture must be stored indoors during inclement or extreme weather such as extreme cold, extreme heat, or excessive wind.

Exceptions to the warranty for indoor/outdoor furniture is as follows:

- Only Global branded textiles and Alliance Partner carded textile program materials expressly identified for outdoor application are covered for three (3) years when used outdoors.

### Seating Warranty Summary

Seating Type	Components Warranty For Original Purchaser	Use Time For Warranty Coverage	Exceptions
General commercial seating	lifetime	8 hours/5 days per week	foam/upholstery/textiles/mesh/electrical devices - 5 years control mechanisms - 12 years
Heavy duty seating	12 years	24 hours/7 days per week	foam/upholstery/textiles - 5 years
Light use seating	10 years	8 hours/5 days per week	foam/upholstery/textiles - 5 years
Indoor + outdoor furniture	3 years	8 hours/5 days per week	outdoor use textiles - 3 years

### Global's warranty does not apply (for any product category) to the following:

- Nominal or normal amount of wear and tear that can occur over time
- Failures which result from negligence, abuse, accident or misuse
- Failure to apply, install or maintain products according to Global's written instructions and warnings
- Modifications, attachments or repair methods not approved by Global
- Damage caused by a carrier in transit, or delivery/installation contractors
- The matching of colors, grains or textures (wood, leather, etc.) of natural materials
- Products exposed to extreme hot or cold temperatures or excessively dry or humid environments
- Color fastness or the matching of color of textiles, dye lots of textile can vary
- Damage by markings or staining; damage by sharp objects or imprinting from instruments
- Damage to textiles or laminate and wood surfaces/edges from exposure to sunlight (including UV rays)
- Products not purchased directly from authorized Global resellers
- Products used for rental purposes
- Purchased parts are warranted for one (1) year
- Failure to follow specific cleaning and disinfecting instructions posted on [globalfurnituregroup.com](http://globalfurnituregroup.com)

Global's warranty does not cover the costs of transportation or labor. Repair or replacement will be at Global's discretion.

### Textiles

Global warrants Global branded textiles and Global carded textile programs inclusive of fabrics, vinyls and leather products for five (5) years. Global does not warrant COM (Customer's Own Material) or GPM (Global Purchased Material) that are customer specified materials, or graded-in and purchased by Global for a customer. For GPM or COM products, please contact the textile supplier for performance information and warranty details. Please refer to our website at [globalfurnituregroup.com](http://globalfurnituregroup.com) for detailed information on cleaning and disinfecting procedures. Improper usage of disinfecting/cleaning products may void the warranty.

Global textiles and finishes are updated periodically to meet the demand and trends of the market. As a result, some textiles and finishes may be discontinued by Global or the manufacturer. In the event that a textile or finish is discontinued, Global will make every reasonable effort to provide an alternative product(s) of comparable function.

# INDEX

1004.....	126	1906.....	68	2194C.....	200	3117.....	41	3766.....	92	5473-MP.....	227
1005.....	126	1907.....	69	2194WS.....	200	3140-3.....	52	3767.....	22	5474-HP.....	227
1010.....	127	1908.....	69	2195C.....	201	3141-3.....	52	3870.....	310	5474-LP.....	227
1011.....	127	1909.....	69	2195WS.....	200	3212.....	36	3871.....	311	5474-W.....	227
1014.....	127	1950-3.....	99	2197.....	202	3212-50.....	348	3878.....	316	5475-HP.....	228
1015.....	127	1950-4.....	99	2198C.....	201	3217.....	36	3879.....	316	5475-LP.....	228
1105.....	143	1951-3.....	99	2198WS.....	201	3217-50.....	348	3880.....	316	5475-W.....	228
1110.....	143	1951-4.....	100	2199C.....	201	3254.....	36	3881L.....	317	5476-HP.....	228
1170-3.....	38	1953.....	100	2199WS.....	201	3254-50.....	348	3881R.....	317	5476-LP.....	228
1170-8.....	38	2073APP.....	78	2241.....	342	3255.....	37	3882.....	317	5476-W.....	228
1171-3.....	38	2073APU.....	78	2243.....	342	3255-50.....	349	3883.....	317	5477-HP.....	228
1171-5.....	38	2073AUU.....	78	2311.....	70	3256-50.....	349	3884.....	317	5477-LP.....	228
1171-6.....	39	2073NPP.....	79	2312.....	70	3257-50.....	349	3885.....	315	5477-W.....	228
1171-8.....	39	2073NPU.....	79	2314.....	70	3275.....	37	3991.....	20	5481.....	228
1172-5.....	39	2073NUU.....	79	2315.....	70	3278.....	37	3992.....	20	5481-CP.....	228
1172-6.....	39	2074APP.....	79	2317.....	71	3278-50.....	349	3993.....	20	5481-MP.....	228
1175.....	39	2074APU.....	79	2330.....	108	3288.....	37	4075.....	146	5482.....	229
1177-5.....	40	2074AUU.....	79	2331.....	108	3288-50.....	349	4076.....	146	5482-CP.....	229
1178-5.....	40	2074NPP.....	79	2340-3.....	108	3360.....	317	4077.....	115	5482-MP.....	229
1190-3.....	40	2074NPU.....	80	2341-3.....	108	3361.....	308	4078.....	115	5483.....	229
1191-2.....	40	2074NUU.....	80	2341-6.....	109	3361B.....	313	4411.....	60	5483-CP.....	229
1191-3.....	40	2075APP.....	194	2343-6.....	109	3361L.....	312	4430.....	60	5483-MP.....	229
1220-3.....	23	2075APPT.....	194	2400-18.....	24	3361NA.....	313	4432.....	60	5484-HP.....	229
1221-3.....	23	2075APU.....	194	2409.....	24	3361R.....	312	4560.....	26	5484-LP.....	229
1240-0.....	61	2075APUT.....	195	2424.....	24, 323	3362.....	309	4561.....	26	5484-W.....	229
1240-2.....	61	2075AUU.....	194	2424-18.....	24, 323	3363.....	309	4565.....	26	5485-HP.....	230
1240-3.....	61	2075AUUT.....	195	2512-3.....	332	3363B.....	313	4570-3.....	27	5485-LP.....	230
1240P-0.....	61	2075BRAPP.....	195	2526.....	331	3363L.....	313	4571-3.....	27	5485-W.....	230
1240P-3.....	61	2075BRNPP.....	195	2527.....	331	3363NA.....	313	5080-0.....	88	5486-HP.....	230
1241-0.....	62	2075BRNPPT.....	196	2660-0.....	46	3363R.....	313	5080-3.....	88	5486-LP.....	230
1241-2.....	62	2075BRNPU.....	196	2660-3.....	46	3365.....	124	5080-4.....	88	5486-W.....	230
1241-3.....	62	2075BRNPUT.....	196	2660-4.....	47	3365C.....	124	5081-0.....	89	5487-HP.....	230
1241P-0.....	62	2075BRNUU.....	196	2660-8.....	47	3366.....	310	5081-3.....	89	5487-LP.....	230
1241P-3.....	62	2075BRNUUT.....	196	2660P-3.....	46	3367.....	310	5081-4.....	89	5487-W.....	230
1246.....	62	2075BSAPP.....	196	2660P-8.....	47	3368.....	310	5090-4.....	89	5540.....	28
1247.....	62	2075BSAPU.....	196	2661-0.....	47	3369.....	124	5090-4PB.....	89	5540NA.....	28
1251-0.....	326	2075BSAUU.....	196	2661-3.....	47	3371.....	300	5091-4.....	90	5541.....	29
1251-3.....	327	2075BSNPP.....	197	2661-4.....	47	3371C.....	300	5091-4PB.....	90	5541NA.....	29
1251-8.....	327	2075BSNPU.....	197	2661-8.....	48	3371CLTL.....	301	5092.....	90	5545AM.....	142
1252-0.....	327	2075BSNUU.....	197	2661P-3.....	47	3371CTRL.....	301	5092.....	90	5545AMC.....	142
1252-3.....	327	2075CSAPP.....	193, 197	2661P-8.....	48	3371LTL.....	300	5225.....	74	5545NM.....	142
1252-8.....	327	2075CSAPU.....	197	2662-0.....	48	3371RTL.....	300	5227.....	75	5545NMC.....	142
1253-0.....	328	2075CSAUU.....	197	2662-3.....	48	3372.....	301	5228.....	75	5546.....	29
1253-3.....	328	2075CSNPP.....	197	2662-4.....	48	3372C.....	301	5233.....	74, 199	5546NA.....	29
1253-8.....	328	2075CSNPU.....	198	2662-6.....	49	3372CLTL.....	301	5330-2.....	83	5940.....	150
1254-0.....	328	2075CSNUU.....	198	2662-8.....	48	3372CTRL.....	301	5330-4.....	83	5940C.....	150
1254-3.....	328	2075NPP.....	194	2662P-3.....	48	3372LTL.....	301	5331-2.....	84	5941.....	150
1254-8.....	329	2075NPPT.....	195	2662P-8.....	48	3372RTL.....	301	5331-4.....	84	5941C.....	151
1255-0.....	329	2075NPU.....	194	2663-6.....	49	3373.....	302	5332.....	84	5942.....	151
1255-3.....	329	2075NPUT.....	195	2664-6.....	49	3374.....	302	5332C.....	84	5942C.....	151
1255-8.....	329	2075NUU.....	194	2665-6.....	49	3400.....	302	5333-3.....	85	5943.....	151
1256-0.....	329	2075NUUT.....	195	2670-2.....	33	3401.....	302	5333-4.....	85	5944.....	151
1256-3.....	330	2076APP.....	198	2670-4.....	33	3402.....	302	5335.....	84	5945.....	152
1256-8.....	330	2076APU.....	198	2671-2.....	34	3431.....	309	5336-1.....	85	5950.....	152
1260-0.....	63	2076AUU.....	198	2671-4.....	34	3431L.....	314	5336-3.....	86	5950C.....	152
1260-3.....	63	2076NPP.....	198	2671-4PB.....	34	3431NA.....	314	5336-4.....	86	5951.....	152
1260P-0.....	63	2076NPU.....	193, 198	2672-6.....	34	3431R.....	314	5336-5.....	86	5951C.....	152
1260P-3.....	63	2076NUU.....	198	2676-2.....	34	3432.....	309	5336-6.....	86	5952.....	153
1261-0.....	63	2085.....	199	2676-4.....	35	3433.....	309	5337-5.....	86	5952C.....	153
1261-3.....	63	2105.....	130	2677-2.....	35	3433L.....	314	5337-6.....	87	5953.....	153
1261P-0.....	63	2108.....	130	2677-4.....	35	3433NA.....	314	5338-6.....	87	5954.....	153
1261P-3.....	63	2109.....	130	2678-6.....	35	3433R.....	314	5339-6.....	87	5955.....	153
1871.....	66	2121.....	154	2736.....	42	3434B.....	314	5450-3.....	96	6007.....	32
1872.....	66	2122.....	154	2736MB.....	42	3435B.....	315	5450-4.....	96	6070.....	53
1874.....	67	2125WS.....	175, 203, 210	2737.....	42	3481.....	260	5450-6.....	96	6070NA.....	54
1876.....	67	2131.....	154	2738.....	42	3482.....	260	5450-8.....	97	6071.....	54
1877.....	67	2151.....	147	2738MB.....	43	3483.....	260	5451-0.....	97	6071NA.....	54
1879.....	67	2152.....	147	2739.....	43	3650-3.....	95	5451-3.....	97	6072.....	54
1888.....	170	2155.....	147	2748.....	43	3650-8.....	95	5451-4.....	97	6072NA.....	54
1889.....	170	2156.....	147	2748MB.....	43	3651-3.....	95	5451-6.....	97	6073.....	54
1890.....	170	2171C.....	128	2749.....	43	3651-8.....	95	5458-6.....	98	6073NA.....	55
1896.....	67	2171WS.....	128	2811-4.....	256	3670-3.....	25	5471.....	226	6074.....	55
1897.....	68	2172C.....	129	2811-8.....	256	3671-3.....	25	5471-CP.....	226	6074NA.....	55
1898.....	171	2172WS.....	128	2813.....	256	3720.....	91	5471-MP.....	226	6075.....	55
1899.....	171	2173WS.....	129	2814.....	256	3722.....	91	5472.....	227	6075NA.....	55
1900.....	171	2174WS.....	129	2850-3.....	21	3722C.....	91	5472-CP.....	227	6076.....	55
1901.....	68	2176.....	129	2851-3.....	21	3732.....	91	5472-MP.....	227	6076NA.....	56
1902.....	68	2180.....	129, 202	2852-3.....	21	3742.....	92	5473.....	227	6077.....	56
1903.....	68	2188.....	202	3112.....	41	3760.....	92	5473-CP.....	227	6077NA.....	56

6321-0	101	6402	58	6525	183	6691	121, 137	6904	176	7717	272
6321-3	102	6402PB	58	6525WS	183	6692	121, 137	6905	176	7718	272
6321-4	102	6403	58	6526	183	6693	122, 137	6906	176	7725	272
6321-6	102	6403PB	58	6537	187	6697	122, 138	6907	176	7726	272
6321-8	102	6410	58	6537MB	187	6698	122, 138	6909	176	7727	272
6322-0	102	6411	58	6538	187	6710	161	6930	123, 177	7728	273
6322-3	103	6412	59	6538MB	187	6710BS	162	6931	123, 177	7729	273
6322-4	103	6413	59	6539	187	6710CS	162	6941	77	7730	273
6322-4PB	103	6460	51	6539TRPB	188	6711	161	6942	77	7731	273
6322-6	103	6461	51	6558	183	6711BS	162	6960	158	7732	273
6322-8	103	6461PB	51	6558CS	184	6711CS	163	6961	158	7733	274
6323-6	103	6462	51	6558CSMB	184	6712	162	6962	159	7734	274
6324	204	6462PB	51	6558MB	183	6712BS	163	6963	159	7735	274
6324C	205	6500A2	117	6559	184	6712CS	163	6969	160	7736	274
6325	205	6500A3	117	6559CS	184	6713	162	6970	160	7737	274
6325C	205	6500A4	117	6559CSMB	184	6713BS	163	7331	31	7738	275
6327-6	104	6500A8	117	6559MB	184	6713CS	163	7332	31	7739	275
6328-6	104	6500A9	117	6561	184	6714	164	7333	31	7740	275
6331-0	104	6500BD	118	6561CS	184	6715	164	7336	31	7741	275
6331-OMO	104	6500BR	180	6563	185	6717	122, 164	7336NA	31	7742	275
6331-3	104	6500S2	118	6563CS	185	6719	122, 164	7472-3	93	7743	276, 299
6331-3MO	104	6500S3	118	6563CSMB	185	6720	138	7482-3	94	7745	276, 299
6331-4	104	6500S4	118	6563MB	185	6721	138	7492-3	94	7746	276
6331-4MO	104	6501	120, 178	6564	185	6721PB	138	7497-7NA	94	7747	276
6331-6	105	6502	120, 179	6564CS	185	6722	139	7701	264	7748	276
6331-6MO	105	6503	120, 179	6564CSMB	185	6723	139	7701L	264	7786	276
6331-8	105	6504	120, 179	6564MB	185	6727	139	7701NA	264	7787	276
6331-8MO	105	6505	121, 179	6565	185	6728	139	7701R	264	7788	276
6332-0	105	6506	121, 179	6565CS	186	6730	139	7702	264	7862	231
6332-OMO	105	6507	118, 119	6567	188	6731	140	7702L	264	7867	223
6332-3	105	6508	180	6568	188	6732	140	7702NA	265	7870	223
6332-3MO	105	6508MB	180	6568MB	188	6733	140	7702R	264	7870L	223
6332-4	105	6508T	180	6569	188	6737	140	7703	265	7870R	223
6332-4MO	105	6508TMB	180	6573	186	6738	140	7703L	265	7871	223
6332-6	106	6508TWS	180	6573MB	186	6741	165	7703NA	265	7872	224
6332-6MO	106	6508TWSMB	180	6574	186	6743	165	7703R	265	7873	224
6332-8	106	6508WS	180	6574MB	186	6743TL	165	7704	265	7874	224
6332-8MO	106	6508WSMB	180	6575	186	6743TR	165	7704L	266	7874FS	224
6333-6	106	6509	180	6577	186	6750	112	7704NA	266	7875	231
6333-6MO	106	6509MB	180	6577MB	186	6751	112	7704R	266	7875LTL	232
6334	205	6509T	180	6578	187	6752	112	7705	266	7875RTL	232
6334C	205	6509TMB	180	6578MB	187	6753	113	7705L	266	7876	232
6334CMO	205	6509TWS	180	6579	187	6754	113	7705NA	266	7877	232
6334MO	205	6509TWSMB	180	6591B	119	6755	113	7705R	266	7879	233
6335	206	6509WS	180	6620	132	6756	113, 192	7706	267	7885	233
6335C	206	6509WSMB	180	6621	132	6761-4	81	7706L	267	7886	233
6335CMO	206	6511	181	6621G	132	6761-8	81	7706NA	267	7887	233
6335MO	206	6511T	181	6621P	132	6762-6	189	7706R	267	7888	233
6337-6	106	6511WS	181	6621TL	132	6763-6	190	7707	267	7889	234
6337-6MO	106	6513	181	6621TLP	132	6764	190	7707L	267	7890L	234
6338-6	106	6513MB	181	6621TR	132	6764C	190	7707NA	268	7890R	234
6338-6MO	106	6513WS	181	6621TRP	132	6764FC	190	7707R	267	7891L	234
6339	107, 334	6513WSMB	181	6622	133	6765	190	7708	268	7891R	234
6340	119, 206	6514	181	6623	133	6765C	191	7708L	268	7892	232, 235
6340L	119	6514MB	181	6623G	133	6765FC	191	7708NA	268	7893	234
6341	119, 206	6514WS	181	6623P	133	6766-4	82	7708R	268	7894	234
6342	119, 206	6514WSMB	181	6623TL	133	6766-8	82	7709	268	7895	232
6342L	119	6515	181	6623TR	133	6767-6	191	7709L	269	7896	232
6343	120, 207	6515WS	181	6624	133	6768-6	191	7709NA	269	7897	233
6343L	120	6517WS	182	6626	134, 164	6775	144	7709R	269	7901L	234
6350	207	6518	182	6627	134	6776	144	7710L	269	7901R	234
6351	207	6518MB	182	6628	134	6777	145	7710NA	269	8016	247
6352	207	6518WS	182	6628G	134	6778	145	7710R	269	8016F	247
6353	207	6518WSMB	182	6628P	134	6780	113	7711L	269	8016PF	247
6360	208	6519	182	6630	134	6781	114	7711NA	270	8016PF	247
6360MO	208	6519MB	182	6631	135	6785	114	7711R	269	8021	246
6361	208	6519WS	182	6632	135	6786	114	7712L	270	8021P	246
6362	208	6519WSMB	182	6633	135	6790	192	7712NA	270	8022	246
6362MO	208	6521	182	6637	135	6791	192	7712R	270	8022P	246
6363	208	6521WS	182	6638	135	6900	174	7713L	270	8023	245
6363MO	208	6522	125, 183, 199	6656	210	6900C	174	7713NA	270	8023F	245
6364-6LPB	209	6523	182	6657	210	6901	175	7713R	270	8023P	245
6364-6PB	208	6523MB	182	6660	136	6901C	175	7714L	271	8023PF	245
6364-6RPB	209	6523WS	182	6661	136	6901CTL	175	7714NA	271	8024	246
6374-6LPB	209	6523WSMB	182	6662	136	6901CTR	175	7714R	271	8024F	246
6374-6PB	209	6524	183	6663	136	6901TL	175	7715L	271	8024P	246
6374-6RPB	209	6524MB	183	6667	136	6901TR	175	7715NA	271	8024PF	246
6400	57	6524WS	183	6668	137	6902	175	7715R	271	8025	247
6401	57	6524WSMB	183	6690	121, 137	6903	175	7716	271	8025F	247

# INDEX

8025P.....	247	8041R3016CSK.....	252	8437.....	255	9751.....	215	R5APUG.....	167	R27810B.....	284
8025PF.....	247	8041R3016I.....	252	8456.....	72	9751L.....	215	R5BSAPP.....	169	R27810L.....	284
8026.....	245	8041R3016IK.....	252	8456NA.....	73	9751NA.....	216	R5BSAPU.....	169	R27810R.....	284
8026S.....	245	8041R3016ISF.....	252	8456S.....	72	9751R.....	215	R5BSNPP.....	169	R27811.....	285
8027.....	248	8041R3016ISK.....	252	8456SNA.....	73	9752.....	216	R5BSNPU.....	169	R27811B.....	285
8027F.....	248	8041R3016IV.....	252	8457.....	72	9752L.....	216	R5CSAPP.....	168	R27811L.....	285
8027P.....	248	8041R3016WK.....	252	8457NA.....	73	9752L-OB.....	217	R5CSAPU.....	168	R27811R.....	285
8027PF.....	248	8041R3016WSF.....	252	8457S.....	72	9752NA.....	216	R5CSNPP.....	168	R27812.....	285
8028.....	248	8041R3016WSK.....	252	8457SNA.....	73	9752NAHB42.....	216	R5CSNPU.....	169	R27812B.....	285
8028F.....	248	8042SQ1920I.....	253	8458.....	64	9752NAHB48.....	217	R5NPPC.....	167	R27812L.....	286
8028P.....	248	8042SQ1920IK.....	253	8458NA.....	64	9752NA-OB.....	217	R5NPPG.....	167	R27812R.....	286
8028PF.....	248	8042SQ1920ISF.....	253	8458NAS.....	64	9752-OB.....	217	R5NPUC.....	167	R27815.....	286
8028PH.....	248	8042SQ1920ISK.....	253	8458S.....	64	9752R.....	216	R5NPUG.....	167	R27815L.....	286
8028PHF.....	248	8042SQ2216C.....	253	8459.....	65	9752R-OB.....	217	R6APP.....	167	R27815R.....	286
8029.....	249	8042SQ2216CK.....	253	8459NA.....	65	9753.....	217	R6APU.....	167	R27815S.....	286
8029F.....	249	8042SQ2216CSF.....	253	8459NAS.....	65	9753L.....	218	R6NPP.....	168	R27815SL.....	286
8029P.....	249	8042SQ2216CSK.....	253	8459S.....	65	9753L-OB.....	218	R6NPU.....	168	R27815SR.....	286
8029PF.....	249	8042SQ2216I.....	253	8506-48.....	303	9753NA.....	218	R2770.....	289	R27816.....	286
8029PH.....	249	8042SQ2216IK.....	253	8506-60.....	303	9753NAHB42.....	218	R2771.....	290	R27816L.....	286
8029PHF.....	249	8042SQ2216ISF.....	253	8506-72.....	303	9753NAHB48.....	218	R27801.....	279	R27816R.....	286
8030.....	245	8042SQ2216ISK.....	253	8506-78.....	304	9753NA-OB.....	219	R27801B.....	279	R27816S.....	286
8030F.....	245	8042SQ2216IW.....	253	8507-48.....	304	9753-OB.....	218	R27801L.....	279	R27816SL.....	286
8030P.....	245	8042SQ2216WK.....	253	8507-60.....	304	9753R.....	218	R27801R.....	279	R27816SR.....	286
8030PF.....	245	8042SQ2216WSF.....	253	8507-72.....	304	9753R-OB.....	218	R27802.....	279	R27817.....	287
8031.....	245	8042SQ2216WSK.....	253	8507-78.....	304	9754.....	219	R27802B.....	279	R27817L.....	287
8031F.....	245	8042SQ2816C.....	253	8508-48.....	304	9755.....	219	R27802L.....	280	R27817R.....	287
8031P.....	245	8042SQ2816CK.....	253	8508-60.....	305	9757L.....	219	R27802R.....	280	R27817S.....	287, 288
8031PF.....	245	8042SQ2816CSF.....	253	8508-72.....	305	9758R.....	219	R27803.....	280	R27817SL.....	287
8032.....	246	8042SQ2816CSK.....	253	8508-78.....	305	9759.....	219	R27803B.....	280	R27817SR.....	287
8032F.....	246	8042SQ2816I.....	253	8509.....	305	9760.....	219	R27803L.....	280	R27818.....	287
8032P.....	246	8042SQ2816IK.....	253	8520T.....	148	9761.....	220	R27803R.....	280	R27818L.....	287
8032PF.....	246	8042SQ2816ISF.....	253	8521T.....	148	9762.....	220	R27804.....	280	R27818R.....	287
8033.....	247	8042SQ2816ISK.....	253	8522T.....	148	9763.....	220	R27804B.....	281	R27818S.....	287
8033F.....	247	8042SQ2816IW.....	253	8525T.....	148	9764.....	216	R27804L.....	281	R27819.....	287
8033P.....	247	8042SQ2816WK.....	253	8526T.....	149	9765.....	220	R27804R.....	281	R27819L.....	288
8033PF.....	247	8042SQ2816WSF.....	253	8621.....	155	9766.....	220	R27804S.....	280	R27819R.....	288
8034.....	247	8042SQ2816WSK.....	253	8621S26.....	155	9767.....	220	R27804SB.....	281	R27819S.....	287
8034F.....	247	8043OV2220I.....	254	8621S30.....	156	9768.....	221	R27804SL.....	281	R27820.....	288
8034P.....	247	8043OV2220IK.....	254	8622.....	155	9769S24.....	221	R27804SR.....	281	R27820L.....	288
8034PF.....	247	8043OV2220ISF.....	254	8622S26.....	155	9769S30.....	221	R27805.....	281	R27820R.....	288
8035.....	248	8043OV2220ISK.....	254	8622S30.....	156	B.....	B	R27805B.....	281	R27820S.....	288
8035F.....	248	8043OV2616C.....	254	8624.....	155	B2.....	342	R27805L.....	281	R27821.....	288
8035P.....	248	8043OV2616CK.....	254	8624S26.....	156	B4M.....	342	R27805R.....	281	R27821S.....	288
8035PF.....	248	8043OV2616CSF.....	254	8624S30.....	156	B5A.....	342	R27805SB.....	281	R27822.....	288
8036.....	248	8043OV2616I.....	254	8647.....	172	B7A.....	342	R27805SL.....	281	R27822S.....	288
8036F.....	248	8043OV2616IK.....	254	8647P.....	172	C.....	C	R27805SR.....	281	R27823.....	289
8036P.....	248	8043OV2616ISF.....	254	8648LBNS24.....	173	C1SET.....	340	R27806.....	282	R27823S.....	289
8036PF.....	248	8043OV2616ISK.....	254	8648LBNS30.....	173	C7RSET.....	356	R27806B.....	282	R27824.....	289
8037.....	249	8043OV2616IW.....	254	8648LBPS24.....	173	C7SET.....	340	R27806L.....	282	R27824S.....	289
8037F.....	249	8043OV2616WK.....	254	8648LBPS30.....	173	C9RSET.....	340	R27806R.....	282	R27825.....	289
8037P.....	249	8043OV2616WSF.....	254	8648PS24.....	172	C10RSET.....	340, 356	R27806S.....	282	R27825S.....	289
8037PF.....	249	8043OV3116C.....	254	8648PS30.....	173	C10SET.....	340	R27806SB.....	282	R27826.....	289
8037PH.....	249	8043OV3116CK.....	254	8648S24.....	172	C14RSET.....	340	R27806SL.....	282	R27826S.....	289
8037PHF.....	249	8043OV3116CSF.....	254	8648S30.....	173	C65RSET.....	340, 356	R27806SR.....	282	R27831.....	292
8038.....	249	8043OV3116CSK.....	254	8649.....	173	C65SET.....	340	R27807.....	282	R27832.....	292
8038F.....	249	8043OV3116I.....	254	9602-50.....	350	C66RSET.....	340	R27807B.....	282	R27833.....	292
8038P.....	249	8043OV3116IK.....	254	9602-64.....	353	C82SET.....	340	R27807L.....	283	R27834.....	292
8038PF.....	249	8043OV3116ISF.....	254	9604-50.....	350	F.....	F	R27807R.....	283	R27835.....	292
8038PH.....	249	8043OV3116ISK.....	254	9604-64.....	353	FP15.....	154	R27807S.....	282	R27836.....	293
8038PHF.....	249	8043OV3116IW.....	254	9611-50.....	350	I.....	I	R27807SB.....	282	R27837.....	293
8041R2120I.....	252	8043OV3116WK.....	254	9611-64.....	353	IN30AHB.....	44	R27807SL.....	283	R27838.....	293
8041R2120IK.....	252	8043OV3116WSF.....	254	9612-50.....	350	IN30AMB.....	45	R27807SR.....	283	R27839.....	293
8041R2120ISF.....	252	8043OV3116WSK.....	254	9612-64.....	353	IN30NHB.....	45	R27808.....	283	R27840.....	293
8041R2120ISK.....	252	8051.....	250	9624-50.....	350	IN30NMB.....	45	R27808B.....	283	R27841.....	294
8041R2616C.....	252	8052.....	250	9624-64.....	354	M.....	M	R27808L.....	283	R27842.....	294
8041R2616CK.....	252	8053.....	250	9632-50.....	350	ML2121.....	257	R27808R.....	283	R27843.....	294
8041R2616CSF.....	252	8054.....	250	9632-64.....	354	ML2326.....	258	R27808S.....	283	R27844.....	294
8041R2616CSK.....	252	8055.....	250	9662-50.....	351	ML2630.....	258	R27808SB.....	283	R27845.....	294
8041R2616I.....	252	8056.....	250	9662-64.....	354	ML2634.....	259	R27808SL.....	283	R27846.....	295
8041R2616IK.....	252	8271.....	306	9663-50.....	351	ML4634.....	259	R27808SR.....	283	R27847.....	295
8041R2616ISF.....	252	8272.....	306	9663-64.....	354	ML6634.....	259	R27809.....	283	R27848.....	295
8041R2616ISK.....	252	8273.....	307	9664-50.....	351	ML8634.....	259	R27809B.....	284	R27849.....	295
8041R2616IW.....	252	8274.....	307	9664-64.....	354	ML171724.....	257	R27809L.....	284	R27850.....	295
8041R2616WK.....	252	8275.....	307	9665-50.....	351	ML171730.....	257	R27809R.....	284	R27855.....	297
8041R2616WSF.....	252	8276.....	307	9665-64.....	355	ML171733.....	257	R27809S.....	283	R27856.....	297
8041R2616WSK.....	252	8335T.....	157	9666-50.....	351	R.....	R	R27809SB.....	284	R27857.....	297
8041R3016C.....	252	8336T.....	157	9666-64.....	355	R5APPC.....	166	R27809SL.....	284	R27858.....	297
8041R3016CK.....	252	8433-4.....	255	9667-50.....	352	R5APPG.....	166	R27809SR.....	284	R27859.....	297
8041R3016CSF.....	252	8434.....	255	9667-64.....	355	R5APUC.....	167	R27810.....	284	R27860.....	298

RZ7861	298	TS3212	319
RZ7862	298	TS3217	319
RZ7863	298	TS5450-3	321
RZ7864	298	TS5451-3	322
RDOL	169	TS6321-3	333
	S	TS6322-3	333
S2303	346	TS6331-3	334
S2304	346	TS6331-3MO	334
S2314	346	TS6332-3	334
S7862	236	TS6332-3MO	334
S7875	236	TS7331	325
S7875LT	236	TS7332	325
S7875RT	236	TS7333	325
S7876	237		
S7876LRT	237		
S7876LT	237		
S7876RT	237		
S7877	238		
S7877LRT	238		
S7877LT	238		
S7877RT	238		
S7879	240		
S7884	239		
S7884L	240		
S7884NA	239		
S7884R	240		
S7890L	238		
S7890LLT	238		
S7890R	238		
S7890RRT	238		
S7891L	239		
S7891LLT	239		
S7891R	239		
S7891RRT	239		
S7893	240		
S7894	240		
S7895	236		
S7896	237		
S7897	239		
S7901L	236		
S7901LLT	237		
S7901R	236		
S7901RRT	237		
S7902	241		
S7902L	241		
S7902LLT	241		
S7902LRT	242		
S7902LT	241		
S7902NA	241		
S7902R	241		
S7902RRT	241		
S7902RT	241		
S7904	242		
S7904L	242		
S7904NA	242		
S7904R	242		
S7905	240		
S7911	242		
S7912	243		
S7913	243		
S7915	243		
S7916	243		
	T		
TS1170-3	319		
TS1171-3	320		
TS1190-3	320		
TS1191-3	320		
TS1240-3	321		
TS1240P-3	321		
TS1241-3	321		
TS1241P-3	321		
TS1260-3	321		
TS1260P-3	321		
TS1261-3	321		
TS1261P-3	321		
TS2330	322		
TS2331	322		
TS3140-3	320		
TS3141-3	320		

---

## Global offices in Canada

### Head Office

560 Supertest Road  
Toronto, Ontario  
M3J 2M6  
T (416) 650-6500

### Toronto Sales Office

1350 Flint Road  
Toronto, Ontario  
M3J 2J7  
T (416) 661-3660

---

## Showrooms

### Calgary

237 8 Avenue SE, Suite 302  
Calgary, Alberta  
T2G 5C3  
T (403) 250-7770

### Edmonton

10158 103 Street NW, Suite  
201 Edmonton, Alberta  
T5J 0X6  
T (780) 444-8922

### Halifax

1061 Marginal Road, Suite 120  
Halifax, Nova Scotia  
B3H 4P7  
T (902) 422-7434

### The Blueprint Montreal

1010 Sainte-Catherine Street W, Mezz 2  
Montreal, Quebec  
H3B 1E7  
T (514) 866-4331

### Toronto

1350 Flint Road  
Toronto, Ontario  
M3J 2J7  
T (416) 661-3660

### Ottawa

251 Laurier Avenue West, Suite 400  
Ottawa, Ontario  
K1P 5J6  
T (613) 234-2881

*Please call ahead to book an appointment.*

### Vancouver

675 West Hastings Street, Suite 1000  
Vancouver, British Columbia  
V6B 1N2  
T (604) 432-1701

### Winnipeg

111 Lombard Avenue, Suite 220  
Winnipeg, Manitoba  
R3B 0T4  
T (204) 925-3350

